

2018

2018-2019 UNI Panthers (Men's Basketball) Media Guide

University of Northern Iowa

Let us know how access to this document benefits you

Copyright ©2018 Athletics, University of Northern Iowa

Follow this and additional works at: <https://scholarworks.uni.edu/amg>



Part of the [Higher Education Commons](#)

Recommended Citation

University of Northern Iowa, "2018-2019 UNI Panthers (Men's Basketball) Media Guide" (2018). *Athletics Media Guides*. 356.

<https://scholarworks.uni.edu/amg/356>

This Book is brought to you for free and open access by the Athletics at UNI ScholarWorks. It has been accepted for inclusion in Athletics Media Guides by an authorized administrator of UNI ScholarWorks. For more information, please contact scholarworks@uni.edu.

Offensive Materials Statement: Materials located in UNI ScholarWorks come from a broad range of sources and time periods. Some of these materials may contain offensive stereotypes, ideas, visuals, or language.

2018-2019 UNI Panthers Media Guide



CoSIDA Sports Information Sheet

MEN'S BASKETBALL 2018-19

GENERAL

Name of School: University of Northern Iowa
City/Zip: Cedar Falls, Iowa/50614-0314
Founded: 1876
Enrollment: 11,212
Nickname: Panthers
School Colors: Purple and Old Gold
Arena Name: McLeod Center
Capacity: 6,650
Affiliation: NCAA Division I
Conference: Missouri Valley
President: Mark Nook
Athletics Director: David Harris
Senior Woman Administrator: Christina Roybal
Faculty Athletics Representative: .. Elaine Eshbaugh
Athletic Dept. Phone: (319) 273-2470
Ticket Office Phone: (319) 273-4TIX
Athletic Dept. Website: unipanthers.com

HISTORY

First Year of Basketball: 1900-01
All-Time Record: 1,306-1,138 (116 seasons)
Division I Record: 607-526 (38 seasons)
No. Years in NCAA Tourn./Last: 8/2015-16
No. Years in NIT/Last: 1/2011-12
Last postseason opponent: Texas A&M
Result: L, 92-88 2OT (2016 NCAA 2nd Round)

ATHLETIC COMMUNICATIONS

Asst. Ath. Director Communications: Jerek Wolcott
Office Phone: (319) 273-5456
E-mail Address: jerek.wolcott@uni.edu
Asst. Ath. Comm. Director (MBB Contact): Nick Harvey
Office Phone: (319) 273-3642
Cell Phone: (515) 231-2096
E-mail Address: nick.harvey@uni.edu
Director of New Media: Michelle Van Dorn
Office Phone: (319) 273-5455
Press Row Phone: (319) 273-4121
Athletic Communications Fax: (319) 273-3602
Mailing Address: NW UNI-Dome Upper
 Cedar Falls, IA 50614-0314

COACHING STAFF

Head Coach: Ben Jacobson
Alma Mater, Year: Univ. of North Dakota, 1994
Record at School (yrs.): 250-150 (12 Years)
Career Record (yrs.): Same
Office Phone: (319) 273-7609
Best Time to Reach Coach: Mornings
Assistant Coaches: P.J. Hogan, Kyle Green, Erik Crawford
Director of Basketball Operations: Derrik Netten
Strength & Conditioning: Andrea Comini
Graduate Manager: Seth Tuttle

TEAM INFORMATION

2017-18 Overall Record: 16-16
Conference Record/Finish: 7-11 (9th)
Conference Tournament Result: 1-1 (T5th)
Letterwinners Returning/Lost: 9/7

MEDIA INFORMATION

Primary Newspaper: Waterloo/Cedar Falls Courier
Beat Writer: Nick Petaros
Phone: 319-291-1428
Address: P.O. Box 540
 Waterloo, IA 50704
Phone: (319) 291-1466
Fax: (319) 291-2069
Campus Newspaper: Northern Iowan
Address: University of Northern Iowa
 Maucker Union 112
 Cedar Falls, IA 50614
Phone: (319) 273-2157
Fax: (319) 273-5931
Radio Broadcast Flagship: KXEL (1540 AM)
Address: 514 Jefferson Street
 Waterloo, IA 50701
Phone: (319) 234-2200
Fax: (319) 233-4946
Play-by-Play Announcer: Gary Rima
Phone: 319-269-5924
Analyst: Kevin Boyle
Phone: 319-330-9237



CoSIDA Sports Information Sheet

MEN'S BASKETBALL 2018-19

TEAM INFORMATION

Starters Returning	Ht.	Yr.	Pos.	GP/GS	PPG	RPG	APG	MPG
Tywhon Pickford	6-4	So.	G	32/32	9.1	7.8	1.3	29.7
Isaiah Brown	6-7	Jr.	F	32-32	6.2	3.0	1.6	25.5
Other Players Returning	Ht.	Yr.	Pos.	GP/GS	PPG	RPG	APG	MPG
Wyatt Lohaus	6-2	R-Sr.	G	24/0	9.3	2.6	1.4	23.8
Spencer Halderman	6-1	R-Jr.	G	31/0	6.1	1.4	1.1	17.7
Austin Phyfe	6-9	So.	F	28/8	3.2	1.6	0.3	9.8
Miles Wentzien	6-3	Sr.	G	5/0	2.6	1.0	1.2	11.0
Luke McDonnell	6-9	R-Jr.	F	11/0	2.0	1.4	0.2	5.8
Lincoln Conrey	6-5	R-Jr.	F	5/0	1.2	0.4	0.0	2.6
Justin Dahl	7-0	R-Jr.	C	2/0	0.0	0.0	0.0	3.5
Players Lost	Ht.	Yr.	Pos.	GP/GS	PPG	RPG	APG	MPG
Bennett Koch	6-10	R-Sr.	F	31/23	12.7	6.1	3.7	29.5
Klint Carlson	6-7	R-Sr.	F	32/32	9.8	6.2	1.6	32.6
Juwan McCloud	5-11	So.	G	26/26	1.7	1.7	2.4	25.9
Hunter Rhodes	5-10	Sr.	G	23/6	4.1	1.6	1.3	17.1
Adam McDermott	6-4	R-So.	G	8/0	2.0	0.9	0.5	9.8
Tanner Lohaus	6-7	R-Fr.	F	7/0	1.1	1.4	0.3	5.0
Ted Friedman	6-9	R-Sr.	C	23/0	1.1	1.1	0.3	6.8
Newcomers	Pos.	Ht.	Yr.	Hometown/Prev School				
4 AJ Green	G	6-4	Fr.	Cedar Falls, Iowa / Cedar Falls HS				
5 Tray Croft	G	6-1	Jr.	Anniston, Ala. / Iowa Central CC				
11 Trae Berhow	G	6-5	So.	Mayer, Minn. / Pepperdine				
20 Shandon Goldman	F	6-10	Jr.	Evansville, Ark / Panola CC				

2018-19 UNI Preseason Men's Basketball Roster

No.	Name	Pos.	Ht.	Wt.	Yr.	Hometown/Prev. School
3	Tywhon Pickford	G	6-4	202	So.	Minneapolis, Minn. / Maple Grove
4	AJ Green	G	6-4	175	Fr.	Cedar Falls, Iowa / Cedar Falls HS
5	Tray Croft	G	6-1	170	Jr.	Anniston, Ala. / Iowa Central CC
10	Miles Wentzien	G	6-3	190	Sr.	Fort Madison, Iowa / Kirkwood CC
11	Trae Berhow	G	6-5	195	So.	Mayer, Minn. / Pepperdine
12	Lincoln Conrey	F	6-5	203	R-Jr.	Waterloo, Iowa / Waterloo West
15	Justin Dahl	C	7-0	261	R-Jr.	Carver, Minn. / Holy Family
20	Shandon Goldman	F	6-10	220	Jr.	Evansville, Ark. / Panola College
22	Wyatt Lohaus	G	6-2	192	R-Sr.	North Liberty, Iowa / Iowa City West
24	Isaiah Brown	G	6-7	180	Jr.	Flower Mound, Texas / Flower Mound
30	Spencer Halderman	G	6-1	175	R-Jr.	Peosta, Iowa / Western Dubuque
34	Luke McDonnell	F	6-9	212	R-Jr.	Dubuque, Iowa / Dubuque Senior
50	Austin Phyfe	F	6-9	235	So.	Waverly, Iowa / Waverly-Shell Rock

Head Coach: Ben Jacobson (North Dakota '94)

Assistant Coaches: P.J. Hogan (Morningside '99), Kyle Green (Hamline '92), Erik Crawford (UNI '06)

Director of Basketball Operations: Derrick Netten (UNI '06)

Strength & Conditioning: Andrea Comini (Verona '05)

Graduate Manager: Seth Tuttle (UNI '15)

Athletic Trainer: Don Bishop (Upper Iowa '92)

2018-2019 UNI Numerical Roster

No.	Name	Pos.	Ht.	Wt.	Yr.	Hometown/High School/Last School
3	Tywhon Pickford	G	6-4	202	So.	Minneapolis, Minn./Maple Grove
4	AJ Green	G	6-4	175	Fr.	Cedar Falls, Iowa/Cedar Falls
5	Tray Croft	G	6-1	170	Jr.	Anniston, Ala./Anniston/Iowa Central
10	Miles Wentzien	G	6-3	190	Sr.	Fort Madison, Iowa/Fort Madison/Kirkwood CC
11	Trae Berhow	G	6-5	195	So.	Mayer, Minn./Watertown-Mayer/Pepperdine
12	Lincoln Conrey	F	6-5	203	R-Jr.	Waterloo, Iowa/Waterloo West
15	Justin Dahl	C	7-0	261	R-Jr.	Carver, Minn./Holy Family
20	Shandon Goldman	F	6-10	220	Jr.	Evansville, Ark./Lincoln/Panola College
22	Wyatt Lohaus	G	6-2	192	R-Sr.	North Liberty, Iowa/Iowa City West
24	Isaiah Brown	G	6-7	180	Jr.	Flower Mound, Texas/Flower Mound
30	Spencer Haldeman	G	6-1	175	R-Jr.	Peosta, Iowa/Western Dubuque
34	Luke McDonnell	F	6-9	212	R-Jr.	Dubuque, Iowa/Dubuque Senior
50	Austin Phyfe	F	6-9	235	So.	Waverly, Iowa/Waverly-Shell Rock

2018-2019 UNI Alphabetical Roster

No.	Name	Pos.	Ht.	Wt.	Yr.	Hometown/High School/Last School
11	Trae Berhow	G	6-5	195	So.	Mayer, Minn./Watertown-Mayer/Pepperdine
24	Isaiah Brown	G	6-7	180	Jr.	Flower Mound, Texas/Flower Mound
12	Lincoln Conrey	F	6-5	203	R-Jr.	Waterloo, Iowa/Waterloo West
5	Tray Croft	G	6-1	170	Jr.	Anniston, Ala./Anniston/Iowa Central
15	Justin Dahl	C	7-0	261	R-Jr.	Carver, Minn./Holy Family
20	Shandon Goldman	F	6-10	220	Jr.	Evansville, Ark./Lincoln/Panola College
4	AJ Green	G	6-4	175	Fr.	Cedar Falls, Iowa/Cedar Falls
30	Spencer Haldeman	G	6-1	175	R-Jr.	Peosta, Iowa/Western Dubuque
22	Wyatt Lohaus	G	6-2	192	R-Sr.	North Liberty, Iowa/Iowa City West
34	Luke McDonnell	F	6-9	212	R-Jr.	Dubuque, Iowa/Dubuque Senior
50	Austin Phyfe	F	6-9	235	So.	Waverly, Iowa/Waverly-Shell Rock
3	Tywhon Pickford	G	6-4	202	So.	Minneapolis, Minn./Maple Grove
10	Miles Wentzien	G	6-3	190	Sr.	Fort Madison, Iowa/Fort Madison/Kirkwood CC

Head Coach: Ben Jacobson (North Dakota '94)

Assistant Coaches: P.J. Hogan (Morningside '99), Kyle Green (Hamline '92), Erik Crawford (UNI '06)

Director of Basketball Operations: Derrik Netten (UNI '06)

Graduate Manager: Seth Tuttle (UNI '15)

Strength & Conditioning: Andrea Comini (Univ. of Verona '05)

Pronunciation Guide

Trae Berhow.....	BURR-how
Lincoln Conrey	CON-ree
Spencer Haldeman.....	HALL-duh-muhn
Wyatt Lohaus.....	LOW-house
Austin Phyfe	FIFE
Tywhon Pickford.....	TIE-whahn
Miles Wentzien.....	win-ZEEN

Breakdown

By Class
Freshmen (1)
AJ Green

Shandon Goldman
Spencer Haldeman
Luke McDonnell

Sophomores (3)
Trae Berhow
Austin Phyfe
Tywhon Pickford

Seniors (2)
Wyatt Lohaus
Miles Wentzien

Juniors (7)
Isaiah Brown
Lincoln Conrey
Tray Croft
Justin Dahl

By Position
Forward (4)
Lincoln Conrey
Shandon Goldman
Luke McDonnell
Austin Phyfe

Guards (8)
Trae Berhow
Isaiah Brown
Tray Croft
AJ Green
Spencer Haldeman
Wyatt Lohaus

Centers (1)
Justin Dahl

Tywhon Pickford
Miles Wentzien

By Location
Alabama (1)
Tray Croft

Iowa (7)
Lincoln Conrey
AJ Green
Spencer Haldeman
Wyatt Lohaus
Luke McDonnell
Austin Phyfe
Miles Wentzien

Arkansas (1)
Shandon Goldman

Minnesota (3)
Trae Berhow
Justin Dahl
Tywhon Pickford

Texas (1)
Isaiah Brown



2018-19 UNI Men's Basketball Schedule

DATE	OPPONENT	LOCATION	TIME
Oct. 28	Wartburg College	Cedar Falls, Iowa	1 p.m.
Nov. 1	Upper Iowa University	Cedar Falls, Iowa	7 p.m.
Nov. 6	Bemidji State University	Cedar Falls, Iowa	7 p.m.
Nov. 10	University of Texas at Arlington	Arlington, Texas	7 p.m.
Nov. 16	University of Pennsylvania	St. Thomas, Virgin Isl.	4:30 p.m.
Nov. 17	TBA	St. Thomas, Virgin Isl.	TBA
Nov. 19	TBA	St. Thomas, Virgin Isl.	TBA
Nov. 23	Old Dominion University	Norfolk, Virginia	TBA
Nov. 28	Utah State University	Logan, Utah	8 p.m.
Dec. 1	South Dakota State	Minneapolis, Minn.	8 p.m.
Dec. 8	University of Dubuque	Cedar Falls, Iowa	1 p.m.
Dec. 15	University of Iowa	Des Moines, Iowa	6 p.m.
Dec. 19	Grand Canyon University	Cedar Falls, Iowa	7:30 p.m.
Dec. 22	University of North Dakota	Cedar Falls, Iowa	1 p.m.
Dec. 29	Stony Brook University	Cedar Falls, Iowa	7 p.m.
Jan. 2	Bradley University	Peoria, Ill.	7 p.m.
Jan. 5	Southern Illinois University	Cedar Falls, Iowa	7 p.m.
Jan. 8	Illinois State University	Normal, Ill.	7 p.m.
Jan. 13	Drake University	Cedar Falls, Iowa	3 p.m.
Jan. 16	Indiana State University	Cedar Falls, Iowa	7 p.m.
Jan. 19	Valparaiso University	Valparaiso, Ind.	3 p.m.
Jan. 23	Southern Illinois University	Carbondale, Ill.	7 p.m.
Jan. 26	University of Evansville	Cedar Falls, Iowa	7 p.m.
Jan. 30	Loyola University Chicago	Chicago, Ill.	6 p.m.
Feb. 2	Missouri State University	Cedar Falls, Iowa	7 p.m.
Feb. 6	Bradley University	Cedar Falls, Iowa	7 p.m.
Feb. 9	Drake University	Des Moines, Iowa	5 p.m.
Feb. 13	Illinois State University	Cedar Falls, Iowa	7 p.m.
Feb. 17	University of Evansville	Evansville, Ind.	1 p.m.
Feb. 20	Missouri State University	Springfield, Mo.	7 p.m.
Feb. 23	Valparaiso University	Cedar Falls, Iowa	7 p.m.
Feb. 27	Loyola University Chicago	Cedar Falls, Iowa	7 p.m.
Mar. 2	Indiana State University	Terre Haute, Ind.	TBA



**#3****Tywhon
Pickford**

**Minneapolis, Minn.
Maple Grove HS
6'4" • 202 lbs.
Guard
Sophomore**

FRESHMAN (2017-18): Started all 32 games ... recorded the fifth-best freshman rebounding total in MVC history (248 rebounds), while setting the UNI freshman rebounding record ... named to the MVC All-Freshman, All-Newcomer teams ... two-time MVC Newcomer of the Week honoree in 2017-18 ... ranked 14th in the nation among all freshmen rebounders ... second in the MVC in rebounding ... in all games, ranked third on the team in scoring (9.1 ppg) ... had 11 double-figure rebounding performances ... his five double-doubles are tied for the fourth-most by a freshman in MVC since 1997 ... one of three Panthers in double-figure scoring with 14 points at Illinois State (2/17) ... tied for team-high scoring honors with 14 points at Loyola (1/28) ... secured his fifth double-double with 16 points, 10 rebounds in a 68-54 win over Drake (1/16) ... posted his first 20-point game with 23 points and 9 rebounds vs. Valparaiso (1/13) ... perfect 6-of-6 from the field, including 4-of-4 from 3-point range vs. the Crusaders ... tied his then career-high with 18 points at Indiana State (1/10) ... his layup with :10.6 left pulled UNI into a 67-67 tie at Indiana State ... pulled down his fourth double-double with 15 points and 11 rebounds vs. Loyola (1/7) ... registered his third career double-double with 18 points and 10 rebounds at Missouri St. (1/4) ... led UNI in scoring with 13 points vs. Southern Illinois (12/28) ... his jumper with 5:44 left tied the UTA game at 50-50 en route to 62-58 victory (12/7) ... grabbed 12 rebounds in UNI's 77-68 win over UNLV (11/29) ...

his offensive rebound and putback layup gave UNI a 66-63 lead with 2:35 left vs. UNLV ... posted his fifth double-figure rebounding game vs. #5 Villanova (11/24) ... scored 18 points and grabbed 18 rebounds vs. NC State (11/23) ... first Panther since David Gruber (Nov. 22, 2002) to grab 18 rebounds in a game ... buried three 3-pointers and scored 11 points in a 61-58 win over SMU (11/22) ... secured a season-high 14 rebounds in an 82-44 win over Chicago State (11/18) ... grabbed 13 rebounds (five offensive) vs. Wartburg (11/15)



- Recorded his first double-double with 16 pts and 10 rbs vs. Alcorn State ... first UNI freshman to record a double-double since Seth Tuttle in 2011-12 ... made his first collegiate start vs. No. 9-ranked North Carolina and scored 5 points ... scored all 15 points in the 2nd half of UNI's 72-66 exhibition win over UNC Pembroke
- Drained three 3-pointers in the final 3:47, including go-ahead triple with 2:43 left





- Secured a double-double with 15 pts/11 rbs against Pembroke

HIGH SCHOOL: A 2017 graduate of Maple Grove High School ... averaged 20.9 points, 8.3 rebounds, 2.4 assists, 1.3 steals and 1.1 blocks as a senior ... helped lead Maple Grove to a 28-4 record and a fourth-place finish in the 2017 Minnesota Class AAAA state basketball tournament ... he scored 23 points in both the state semifinal and state third-place contests in the 2017 state tournament ... earned first-team all-conference honors and finished in the top 10 of Minnesota's Mr. Basketball voting as a senior ... was a varsity starter since ninth grade.

PERSONAL: ... son of Tira Pickford.

Pickford's Career-Highs

- Points
23 vs. Valparaiso (1/13/18)
- FG Made
7 at Missouri State (1/4/17)
- 3FG Made
4 vs. Valparaiso (1/13/18)
- FT Made
7 vs. Valparaiso (1/13/18)
- FT Att.
8 vs. Valparaiso (1/13/18)
- Rebounds
18 vs. NC State (11/23/17)
- Assists
4, two times
- Steals
2, five times
- Blocks
2, three times
- Minutes
40 vs. UNLV (11/29/17)

Pickford's Career Statistics

Year	G-GS	FG-FGA	Pct.	3FG-3FGA	Pct.	FT-FTA	Pct.	Reb.-Avg.	PF	A	TO	B	S	Pts.-Avg.
2017-18	32-32	102-274	.372	30-123	.244	58-75	.773	248-7.8	34	40	35	11	20	292-9.1

**#4****AJ
Green**

*Cedar Falls, Iowa
Cedar Falls HS
6'4" • 175 lbs.
Guard
Freshman*

HIGH SCHOOL: Ranked among the top-100 recruits by ESPN (No. 74), 247 (No. 77), Scout (No. 77) and Rivals (No. 81) ... A four-star recruit and a First-Team All-State pick by the Iowa Newspaper Association in both 2016, 2017 and 2018 ... All-time leading scorer in school history ... averaged 26 points per game in the 2017-18 season ... won the State Championship in 2018 ... lettered in golf in high school.

PERSONAL: Son of Kyle and Michele ... has one sibling (Emerson) ... has not decided on a major.

**#5****Tray
Croft**

*Anniston, Alabama
Anniston HS
Iowa Central CC
6'1" • 170 lbs.
Guard
Junior*

PRIOR TO UNI: Named NJCAA Division II Player of the Year ... Set the Iowa Central CC scoring record with 1,626 points in two seasons ... Broke the single-season scoring mark at Iowa Central CC with 854 points in the 2017-18 season ... Averaged 6.6 rebounds with nearly four assists in the 2017-18 season ... Drained 106 three-pointers while shooting 41.7 percent from beyond the three ... Led Iowa Central CC to a 21-12 mark in the 2017-18 season.





#10

**Miles
Wentzien**

**Fort Madison, Iowa
Fort Madison HS
Kirkwood CC
6'3" • 190 lbs.
Guard
Senior**


JUNIOR (2017-18): Played in five games ... dished out a career-high tying 3 assists in an 80-47 win over Dubuque (12/10) ... scored a career-high 11 points and made two three-pointers vs. Chicago State (11/18) ... saw his first NCAA Division I action vs. Alcorn State (11/13).

PRIOR TO UNI: Earned first-team junior college All-America honors in 2016-17 at Kirkwood College ... the third straight Kirkwood guard to earn All-America accolades and then sign with UNI, joining Hunter Rhodes and Jordan Ashton ... was on the Dean's List in each of his two semesters at Kirkwood ... averaged 14.8 points, 6.7 rebounds and 2.7 assists per game in 2016-17 for Kirkwood ... shot 45 percent from 3-point range and 90.2 percent from the free throw line for the Eagles ... He began his collegiate career at Missouri Western State University in St. Joseph, Missouri ... averaged 6.9 points, 3.4 rebounds and 1.2 assists for the Griffons in the 2015-16 season.

HIGH SCHOOL: A 2015 graduate of Fort Madison High School ... earned all-district, all-state, academic all-conference and academic all-state honors as a prep ... averaged 23 points, 8.0 rebounds, 5.0 assists and 3.0 steals per game ... earned

conference MVP honors as a senior.

PERSONAL: Son of Jane Wentzien ... majoring in management (business administration)



Wentzien's Career-Highs

- Points
21 vs. Lindenwood (2/4/16)
- FG Made
5, four times
- 3FG Made
4 vs. Central Missouri (2/27/16)
- FT Made
8 vs. Washburn (2/24/16)
- FT Att.
10 vs. Lindenwood (2/4/16)
- Rebounds
7, two times
- Assists
3, six times
- Steals
3 at Northeastern St. (2/11/16)
- Blocks
Career 1, three times
- Minutes
38 vs. Central Missouri (2/27/16)

Wentzien's Career Statistics

Year	G-GS	FG-FGA	Pct.	3FG-3FGA	Pct.	FT-FTA	Pct.	Reb.-Avg.	PF	A	TO	B	S	Pts.-Avg.
2015-16	30-15	57-140	.407	27-77	.351	67-81	.827	101-3.4	35	37	27	3	13	208-6.9
2017-18	5-0	5-15	.333	2-6	.333	1-1	.1000	5-1.0	2	6	7	0	3	13-2.6
Totals	35-15	62-155	.400	29-83	.349	68-82	.829	106-3.0	37	43	34	3	16	221-6.3



#11

Trae Berhow

**Mayer, Minn
Watertown-Mayer
HS
Pepperdine Univ.
6'5" • 195 lbs.
Guard
Sophomore**

PRIOR TO UNI (2017-18): Attended Pepperdine University ... Averaged 10.0 points and 5.7 rebounds in 30.5 minutes ... Started 28 of 30 games ... Led the team with 48 three-pointers and made 40% of his threes ... Ranked 15th in the WCC in rebounding and in three-pointers made (1.6) ... In league games only, was 12th in rebounding (6.0) ... Scored in double-figures 17 times, including eight of the final nine games ... Scored a season-high 23 points in the WCC Tournament first round vs. Santa Clara (3/2), making eight of 10 shots and five of six three-pointers ... Scored 15 points on four occasions ... Made four three-pointers against Southern Utah (11/29) and Santa Clara (1/27) ... Sank a game-winning three-

pointer with 1.2 seconds left to beat LMU (1/25), and also grabbed a season-high 11 rebounds in that game ... Other season highs were three assists (several times), three steals (twice) and 39 minutes played (2/15 vs. BYU).

HIGH SCHOOL: One of five finalists for Minnesota's Mr. Basketball in 2017 ... Earned Associated Press all-state first team honors as a senior ... Averaged more than 25 points per game as both a junior and senior ... Earned All-Area status both of his final two seasons ... Was on the varsity all four years ... Scored more than 2,000 career points and left as the school's all-time leading scorer ... Helped Watertown-Mayer to the Class 2A Section 5 semifinals in 2017 ... Also lettered in football, baseball and track ... Won two section titles in football ... Part of school-record track relays teams in the 4x200 and 4x400 ... On the honor roll all four years.

PERSONAL: Son of Nicole Berhow ... majoring in sports marketing and public relations.



#12

Lincoln Conrey

**Waterloo, Iowa
Waterloo West HS
6'5" • 203 lbs.
Forward
Redshirt Junior**

REDSHIRT SOPHOMORE (2017-18): Played a career-high tying five minutes in an 80-47 win over Dubuque (12/10) ... tallied his first career steal vs. the Spartans ... scored a career-high four points and grabbed an offensive rebound vs. Wartburg (11/15).



REDSHIRT FRESHMAN (2016-17): Saw action in nine games ... made his first basket and scored his first collegiate points at Loyola (1/4) ... took his first collegiate shot attempt at No. 8 North Carolina (12/21) ... saw five minutes of action and tallied an assist in UNI's 74-37 win over Coe (11/12) ... played two minutes in UNI's exhibition win over Bemidji State (10/28).

FRESHMAN (2015-16): Redshirted.

HIGH SCHOOL: Averaged 18.7 points and 9.3 rebounds per game as a senior for head coach Cliff Berinobis ... earned second-team all-state honors from the Iowa Newspaper Association and third-team all-state accolades from the Des Moines Register as a senior ... was named first-team all-Mississippi Valley Conference as a junior and as a senior ... averaged 16.9 points and 10.3 rebounds and earned third-team all-state INA honors as a junior ... was also honored by the Iowa Basketball Coaches Association with a spot on the Academic All-State Boys' Basketball Team.



Conrey's Career-Highs

- Points
4 vs. Wartburg (11/15/17)
- FG Made
1 at Loyola (1/4/17)
- 3FG Made
none
- FT Made
none
- FT Att.
1 at Loyola (1/4/17)
- Rebounds
1, two times
- Assists
1 vs. Coe (11/12/16)
- Steals
1 vs. Dubuque (12/10/17)
- Blocks
none
- Minutes
5, two times

Conrey's Career Statistics

Year	G-GS	FG-FGA	Pct.	3FG-3FGA	Pct.	FT-FTA	Pct.	Reb.-Avg.	PF	A	TO	B	S	Pts.-Avg.
2015-16	Redshirted													
2016-17	9-0	1-3	.333	0-1	.000	0-1	.000	1-0.1	0	1	1	0	0	2-0.2
2017-18	5-0	3-5	.600	0-1	.000	0-0	.000	2-0.4	0	0	0	0	1	6-1.2
Totals	14-0	4-8	.500	0-2	.000	0-1	.000	3-0.2	0	1	1	0	1	8-0.6



#15

Justin Dahl

Carver, Minn.
Holy Family HS
7'0" • 261 lbs.
Center
Redshirt Junior



REDSHIRT SOPHOMORE (2017-18): Played in two games and grabbed two rebounds ... saw his first action of the season in UNI's 80-47 win over Dubuque (12/10).



REDSHIRT FRESHMAN (2016-17): Saw action in 13 games ... grabbed 3 boards and scored 3 points at Evansville (1/1) ... posted a tip-dunk and scored 5 points at No. 8 North Carolina (12/21) ... played extensive minutes (13) and scored a bucket with two rebounds at Wyoming (12/3) ... scored 9 points, including an impressive tip-dunk in UNI's 74-37 win over Coe (11/12) ... scored 6 points, grabbed 5 rebounds in an exhibition win over Bemidji State.

FRESHMAN (2015-16): Redshirted.

HIGH SCHOOL: A 2015 graduate of Holy Family Catholic High School ... second-team all-state pick as a senior as he averaged 18.6 points, 16.9 rebounds and 3.5 blocks ... set school record for points, blocks and

Dahl's Career Statistics

Year	G-GS	FG-FGA	Pct.	3FG-3FGA	Pct.	FT-FTA	Pct.	Reb.-Avg.	PF	A	TO	B	S	Pts.-Avg.
2015-16	Redshirted													
2016-17	13-0	9-19	.474	0-0	.000	3-8	.375	14-1.1	4	1	6	2	1	21-1.6
2017-18	2-0	0-5	.000	0-0	.000	0-0	.000	2-1.0	0	0	2	0	0	0-0.0
Totals	15-0	9-24	.375	0-0	.000	3-8	.375	16-1.1	4	1	8	2	1	21-1.4

rebounds in a single season ... had the eighth-highest single-season rebounding total in the state of Minnesota ... all-conference pick as a junior and a senior ... honorable mention all-conference selection as a sophomore ... his prep squad placed third in the state his junior season ... academic all-state honoree ... honor roll student ... four-year letterwinner in football and basketball.

PERSONAL: Born in Blue Springs, Mo. ... son of Tom and Janice Dahl ... has two siblings (Ryan and Kalie) ... majoring in mathematics (actuarial science).



Dahl's Career-Highs

Points

9 vs. Coe (11/12/16)

FG Made

4 vs. Coe (11/12/16)

3FG Made

none

FT Made

1, three times

FT Att.

3 vs. Coe (11/12/16)

Rebounds

4 vs. Coe (11/12/16)

Assists

1 vs. Coe (11/12/16)

Steals

1 vs. Coe (11/12/16)

Blocks

1, two times

Minutes

14 vs. Coe (11/12/16)



#20

Shandon Goldman

Evansville, Ark.
Lincoln HS
6'10" • 220 lbs.
Forward
Junior

PRIOR TO UNI:

Attended the University of Arkansas at Little Rock from 2016-17 ... Transferred to Panola College in Carthage, Texas ... Selected as a Region XIV All-Conference honorable mention ... Named to the Region XIV Academic All-Conference team ... Played in 32 games at Panola College ... Averaged 9.3 points per game, 5.8 rebounds per game, and 1.7 rebounds per game for the Ponies.

HIGH SCHOOL:

Named to the All-Conference team from 2013-2015 ... Selected to the All-State Tournament team in 2014 ... All-State member in 2015 ... Helped lead the Lincoln Wolves to a conference championship in 2014 ... Averaged 18 points per game as a senior in 2015 ... Totaled nine rebounds and four assists per game in 2015.

PERSONAL:

Shandon Mitchell Goldman ... Son of Greg and Alicia Goldman ... Has two siblings, RaShelle and Jessica





#22

**Wyatt
Lohaus**
**North Liberty, Iowa
Iowa City West HS
6'2" • 180 lbs.**
**Guard
Senior**

REDSHIRT JUNIOR (2017-18): Played in 24 games ... named to the MVC's All-Bench Team ... earned an honorable mention slot on the MVC Scholar-Athlete team ... ranked fourth on the team in scoring at 9.3 points per game ... leading scorer in the MVC among players without a start ... made a team-best 32 three-pointers in MVC play ... had 11 double-figure scoring games ... ended the year having made at least one 3-pointer in as made at least one 3-pointer in eight straight games ... 103rd Panther to reach 500 career points (526) ... scored a team-best 15 points in UNI's 60-50 MVC Tournament win over Evansville (3/1) ... posted 11 points and was 5-of-7 from the field in a 71-56 win over Missouri State (2/24) ... scored a team-high 17 points, including four 3-pointers at Drake (2/10) ... knocked in six 3-pointers and scored 25 points in a 74-65 win over Bradley (2/7) ... poured in 14 points to go along with a career-high 8 rebounds vs. Illinois State (1/24) ... scored a team-high 15 points off the bench at Southern Illinois (1/21) ... sank 8-of-10 free throws in an 81-76 win over Valparaiso (1/13) ... tallied 12 points off the bench at Indiana State (1/10) ... his three-pointer with :19.2 left started a 5-0 run to tie the game vs. the Sycamores ... knocked in a trio of three-pointers vs. Loyola (1/7) ... handed out a career-high five assists vs. No. 9-ranked Xavier (12/22) ... buried a pair of 3-pointers in the second half to tie the game vs. Xavier at 46-46 ... scored a then career-high 16 points and grabbed five rebounds

vs. Iowa State (12/16) ... buried three 3-pointers and scored 11 points in an 80-47 win over Dubuque (12/10) ... dished out 3 assists and grabbed 3 rebounds vs. the Spartans ... made his 2017-18 season debut vs. UTA after missing 28 games due to injuries ... scored 2 points, grabbed 2 rebounds and added a steal vs. UT Arlington (12/7).

JUNIOR (2016-17): Played in six games and made four starts before sitting out the rest of the season with an ankle injury ... posted a season-high 10 points and drained 2 three-pointers vs. Iowa (12/17) ... returned to action vs. North Dakota after missing four games with an ankle injury ... snapped a streak of 75 consecutive games played when he did not play at Xavier (11/26) ... played a career-high 41 minutes in a 73-67 overtime win over Oklahoma (11/18) ... made first career start in UNI's 74-37 win over Coe (11/12) ... scored 10 points, grabbed 3 rebounds in UNI' 71-48 exhibition win over Bemidji State (10/28).

14128 SOPHOMORE (2015-16): Played in all 36 games ... second team Scholar-Athlete honoree with a 3.28 GPA in movement & exercise science ... shot 77.8 percent from the foul line on the season ... his 3-pointer gave UNI an 82-79 lead with :26 left in overtime vs. Texas A&M (3/20) ... grabbed a career-high six rebounds in UNI's 75-72 win over Texas (3/18) ... played a career-high 35 minutes and scored 6 points in a 57-52 win over Wichita St. (3/5) ... his layup with 1:57 left in regulation tied the Shockers at 47-47 ... scored 9 consecutive points in the 1st half of UNI's 66-60 win over Southern Illinois (3/4) ... scored 6 points and had 3 assists in a 75-66 win over Illinois State (2/20) ... chipped in with 11 points off the bench and handed out 4 assists at Wichita State (2/13) ... played a career-high 29 minutes and drained two 3-pointers at Missouri State (1/6) ... scored all 11 of his points in the first half at Southern Illinois (1/2) ... sank a pair of first-half 3-pointers in UNI's 81-79 win over No. 5



Iowa State (12/19) ... scored a career-high 12 points at New Mexico (12/12) ... knocked in eight first-half points in a 73-65 win at George Mason (12/8) ... tied a career-high with 3 steals in a 97-51 win at North Dakota (11/28) ... drained all three of his 3-pointers in 16 minutes vs. Dubuque (11/25) ... his layup with 9:16 left in the 2nd half capped a 22-4 run vs. North Carolina (11/21) ... set a career-high with 5 rebounds a 70-60 win over SFA (11/17) ... scored 4 pts and dished out four assists vs. Colorado State (11/14) ... scored 5 pts and handed out 3 assists in a 70-50 exhibition win over Truman State.

FRESHMAN (2014-15): Saw action in all 35 games as a true freshman ... averaged 3.8 points per game ... tied for fifth on the team with 20 steals ... drained a 3-pointer in the first half of the NCAA Tournament game vs. Louisville (3/22) ... tied a career-high with four rebounds in UNI's 71-54 NCAA Tournament win over Wyoming (3/20) ... scored 7 points and helped UNI to a 63-49 MVC Semifinal win over Loyola, 63-49 ... knocked in two 3-pointers and scored 7 points in a 68-57 victory over Evansville (2/25) ... buried two 3-pointers and scored 8 points in an 83-64 win over Illinois State (2/11) ... notched 7 points, 4 rebounds and 2 steals in a 74-63 win over South Dakota State (12/28) ... registered a career-high 3 steals in UNI's 71-65 overtime win vs. George Mason (12/6) ... scored 11 points and drained two 3-pointers in the second half of a 79-77 overtime win at Stephen F. Austin (11/18) ... scored 3 points, grabbed 2 rebounds and had 2 assists in his debut vs. North Dakota (11/15) ... tallied 8 pts and 3 rbs in a 64-45 exhibition triumph over Bemidji State ... scored 9 pts and grabbed 3 rbs in an 83-66 exhibition victory over Upper Iowa.

HIGH SCHOOL: Named state of Iowa's Mr. Basketball following his senior season ... helped lead Iowa City West to three consecutive state championships to close out his prep career ... he posted a four-year record of 95-9 that include four trips to the state tournament ... he tallied 1,271 points in high school, including 508 as a senior ... averaged 19.5 points and 4.2 assists per game as a senior ... first-team all-state pick by the Iowa Newspaper Association in 2013 and 2014 ... third-team all-state honoree by the INA in 2012.

PERSONAL: ... son of Anne Lohaus and Brad Lohaus ... majoring in movement and exercise science ... his father, Brad, played at Iowa from 1982-1987 before embarking on a 12-year NBA career ... was joined on the roster by his brother, Tanner, for the 2016-17 and 2017-18 seasons.

Lohaus's Career-Highs

- Points
25 vs. Bradley (2/7/18)
- FG Made
7 vs. Bradley (2/7/18)
- 3FG Made
6 vs. Bradley (2/7/18)
- FT Made
8 vs. Valparaiso (1/13/18)
- FT Att.
10 vs. Valparaiso (1/13/18)
- Rebounds
8 vs. Illinois State (1/24/18)
- Assists
5 vs. Xavier (12/22/17)
- Steals
3, two times
- Blocks
none
- Minutes
41 vs. Oklahoma (11/18/16)

W. Lohaus's Career Statistics

Year	G-GS	FG-FGA	Pct.	3FG-3FGA	Pct.	FT-FTA	Pct.	Reb.-Avg.	PF	A	TO	B	S	Pts.-Avg.
2014-15	35-0	46-110	.418	17-36	.472	23-27	.852	41-1.2	33	23	19	0	20	132-3.8
2015-16	36-0	53-136	.390	18-56	.321	21-27	.778	56-1.6	39	36	31	0	13	145-4.0
2016-17	6-4	10-36	.278	4-16	.250	3-4	.750	13-2.2	8	2	3	0	3	27-4.5
2017-18	24-0	73-173	.422	43-95	.453	33-44	.750	62-2.6	42	33	24	0	8	222-9.3
Totals	101-4	182-455	.400	82-203	.404	80-102	.784	172-1.7	122	94	77	0	44	526-5.2



#24

Isaiah
Brown

Flower Mound, Texas
Flower Mound HS
6'7" • 180 lbs.
Guard
Junior

SOPHOMORE (2017-18): Ranked fourth on the squad in 3-pointers made (32) ... helped limit MVC's top scorer Ryan Taylor (Evansville) to two points in MVC tourney win ... notched a career-high 20 points and blocked 3 shots in a win over Illinois State (1/24) ... tied a career-best by sinking five 3-pointers vs. the Redbirds at home ... stuffed stat sheet with 13 pts, 6 rbs., 5 assists, 4 steals at Indiana State (1/10) ... poured in a career-high 17 points at Bradley (12/31) ... drained five 3-pointers, including making his first four attempts, against the Braves ... one of three Panthers in double-figure scoring (11 pts) vs. Dubuque (12/10) ... drained a 3-pointer with 6:56 left to be



gin a 16-2 run in a 62-58 win over UTA (12/7) ... his jumper with 4:58 left gave UNI a 52-50 lead over UT Arlington ... one of four Panthers in double-figure scoring in a 64-60 win over NC State (11/23) ... grabbed a career-best 7 rebounds in a 73-45 win over Alcorn State ... set a career-high with 13 points at No. 9-ranked North Carolina (11/10) ... for the second year in a row opened the season with a double-figure scoring game.




FRESHMAN (2016-17): Saw action in 26 games, while making two starts ... drained a three-pointer in the first half at Indiana State (2/22) ... made his first career start in UNI's 86-58 win over South Dakota State (12/7) ... played a career-high 29 minutes and scored 7 points at Wyoming (12/3) ... first Panther freshman since Jeremy Morgan to reach double figures in a season opener ... scored 10 points in his collegiate debut off the bench vs. Coe (11/12) ... scored 2 points in 12 minutes of action in UNI's exhibition win over Bemidji State (10/28).



HIGH SCHOOL: Offensive player of the year in his district ... first-team all-district pick ... averaged 17.0 points per game as a senior ... highest free throw percentage in his district (85 percent) ... he averaged 14 points, 4.0 rebounds, 4.0 assists and 2.0 steals as a junior at Flower Mound High School for head coach Eric Littleton ... Flower Mound finished third in their district in 2014-15 ... he earned second-team all-district honors as a junior ... was the No. 25-ranked recruit in the 2016 recruiting class in the state of Texas according to Texas Hoops ... played AAU ball for Marcus Smart YGC36 for head coach Vonzell Thomas.

PERSONAL: ... son of Craig and Sophia Brown ... has two siblings, Landon (11) and Maliyah (3) ... major is undecided



Brown's Career-Highs

- Points
20 vs. Illinois State (1/24/18)
- FG Made
6, three times
- 3FG Made
5, two times
- FT Made
5 vs. NC State (11/23/17)
- FT Att.
7 vs. NC State (11/23/17)
- Rebounds
7, three times
- Assists
5 at Indiana State (1/10/17)
- Steals
4 at Indiana State (1/10/17)
- Blocks
3 vs. Illinois State (1/24/18)
- Minutes
39 at Indiana State (1/10/17)

Brown's Career Statistics

Year	G-GS	FG-FGA	Pct.	3FG-3FGA	Pct.	FT-FTA	Pct.	Reb.-Avg.	PF	A	TO	B	S	Pts.-Avg.
2016-17	26-2	16-66	.242	9-41	.220	7-8	.875	31-1.2	25	5	11	0	4	48-1.8
2017-18	32-32	71-197	.360	33-102	.324	23-33	.697	97-3.0	64	51	50	12	26	198-6.2
Totals	58-34	87-263	.331	42-142	.294	30-41	.732	128-2.2	89	56	61	12	30	246-4.2



#30

Spencer Haldeman

Peosta, Iowa
Western Dubuque HS
6'1" • 175 lbs.
Guard
Redshirt Junior

REDSHIRT SOPHOMORE (2017-18): Saw action in 31 games -- all off the bench ... averaged 6.3 points per game ... led the team in three-pointers made (43) ... registered seven double-figure scoring games ... drained a clutch three-pointer with :46.1 left to give the Panthers a six-point lead, 62-56, en route to a 68-63 road win over Valparaiso (2/20) ... scored a season-high 16 points at Illinois State (2/17) ... dropped in four 3-pointers and scored 12 points vs. Iowa State (12/16) ... scored 8 of his 10 points in the final 8:19 vs. UT Arlington (12/7) ... his 3-pointer with :25.2 left clinched the 62-58 victory over UTA ... tied a season-high with 15 points and four 3-pointers in a 61-58 win over SMU (11/22) ... led the Panthers in scoring with 15 points off the bench vs. North Carolina (11/10) ... tied a career-high with three assists against the No. 9-ranked Tar Heels ... scored a team-high 20 points off the bench in a 72-66 exhibition win vs. UNC Pembroke.

REDSHIRT FRESHMAN (2016-17): Named to the MVC All-Freshman Team ... his 49 3-pointers made ranks as the third-best single-season total for a UNI freshman ... tied for second on team in three-pointers made (49) ... fifth on the team in scoring (7.6 ppg) ... had 11 double-figure scoring games ... posted 11 points and grabbed 4 rebounds in MVC Tournament vs. Missouri State (3/3) ... added 13 points off the bench at Wichita State (2/18) ... scored 13 points as the Panthers rallied for a 58-57 road win over SIU (1/21) ... one of four Panthers in double

figures in a 79-60 win over Drake (1/15) ... returned to the starting lineup and scored 16 points at Bradley (1/11) ... scored 10 points off the bench and buried two triples vs. Wichita State (1/8) ... dished out a career-high three assists at Evansville (1/1) ... scored 12 points and was a perfect 4-of-4 at the line vs. Iowa (12/17) ... knocked in two 3-pointers and scored 12 points in a 78-70 win over North Dakota (12/10) ... made his first career start in an 86-58 win over South Dakota State (12/7) ... posted a career-high 18 points (all in the 2nd half) at Wyoming (12/3) ... scored 16 points while making four 3-pointers vs. George Mason (11/30) ... made two 3-pointers at Xavier (11/26) ... buried five 3-pointers and scored 17 points in an 82-63 win over Arizona State (11/17) ... drained a 3-pointer for his first collegiate points in a 74-37 win over Coe (11/12) ... scored 10 pts, drained two 3-pters in an exhibition win over Bemidji State.



FRESHMAN (2015-16): Redshirted.

HIGH SCHOOL: Named the Gatorade State Player of the Year as a senior ... averaged 24.3 and six rebounds per game while shooting 54 percent from inside the arc as a senior ... led Western Dubuque (19-4) to the Class 4A sub-state semifinals ... two-time first-team all-state selection ... posted regular-season averages of 5.1 assists and 2.2 steals per game ... led all of Class 4A with 119 total assists ... was named the 3A player of the year as a junior ... he scored a school-record 534 points (24.3 ppg) as a junior for coach Dennis Geraghty ... scored a season-high 44 points against Dubuque Wahlert ... earned first-team all-conference, all-region and all-state honors last season ... earned letters in golf (4) and basketball (3) ... honor roll student ... member of the Future Business Leaders of America.

PERSONAL: Born _____ in Dubuque, Iowa ... son of Steve and Amy Haldeman ... has a sister, Haley ... his mother was a golf student-athlete at UNI ... majoring in management (organizational leadership).



Haldeman's Career-Highs

- Points
18 at Wyoming (Dec. 3, 2016)
- Field Goals Made
6 vs. Arizona State (Nov. 17, 2016)
- 3 Pt. Field Goals Made
5 vs. Arizona State (Nov. 17, 2016)
- Free Throws Made
6 at Wyoming (Dec. 3, 2016)
- Free Throws Attempted
6, two times
- Rebounds
6 at Drake (Jan. 28, 2017)
- Assists
3 at Evansville (Jan. 1, 2017)
- Steals
4 at Wyoming (Dec. 3, 2016)
- Blocked Shots
1 at Loyola (Jan. 4, 2017)
- Minutes Played
37 at Bradley (Jan. 11, 2017)

Haldeman's Career Statistics

Year	G-GS	FG-FGA	Pct.	3FG-3FGA	Pct.	FT-FTA	Pct.	Reb.-Avg.	PF	A	TO	B	S	Pts.-Avg.
2015-16 Redshirted														
2016-17	30-8	68-192	.354	49-154	.318	43-50	.860	65-2.2	68	22	30	1	25	228-7.6
2017-18	31-0	56-138	.406	43-104	.413	34-48	.708	44-1.4	46	35	27	0	14	189-6.1
Totals	61-8	124-330	.376	92-258	.357	77-98	.768	109-1.8	114	57	57	1	39	417-6.8



#34

**Luke
McDonnell**
**Dubuque, Iowa
Dubuque Senior HS
6'9" • 212 lbs.
Forward
Redshirt Junior**

REDSHIRT SOPHOMORE (2017-18): Played in 11 games ... scored 6 points and grabbed 2 rebounds in a 71-56 win over Missouri State (2/24) ... came off the bench and scored 4 points with a rebound and a block at Drake (2/10) ... tied a season high with 4 points in a 74-65 win over Bradley (2/7) ... added two rebounds, assist, steal and a block vs. the Braves in 15 minutes of action ... scored 4 points and grabbed two rebounds in an 82-44 win over Chicago State (11/18) ... blocked a career-high three shots in a 72-43 win over Wartburg (11/15) ... grabbed two rebounds and blocked a shot at North Carolina (11/10).

REDSHIRT FRESHMAN (2016-17): Saw action in 23 games ... scored 68 points in 16 MVC games after scoring seven points in non-conference play ... tallied first career double-double with 14 pts, 12 rbs in a win over Evansville (1/25) ... secured 10 pts and 11 rbs in first half vs. the Purple Aces ... scored 13 points in a 72-69 double overtime win over Loyola (1/18) ... drained 2 free throws and handed out 2 assists in a 79-60 win vs. Drake (1/15) ... blocked a career-high two shots and played 20 minutes vs. Wichita State (1/8) ... played 20 minutes and scored 8 points with 6 rebounds at Loyola (1/4) ... scored 4 points and grabbed 2 rebounds vs. Iowa (12/17) ... got two steals in the final two minutes of UNI's

86-58 win over South Dakota St. (12/7) ... knocked in a 3-pointer in eight minutes of action vs. Coe (11/12) ... saw three minutes of action and grabbed a rebound in exhibition play vs. Bemidji State.

FRESHMAN (2015-16): Redshirted.

HIGH SCHOOL: Averaged 21.0 points per game in his final prep season at Dubuque Senior High School ... earned all-state and all-conference honors as a senior ... played on three state tournament teams ... sixth man as a sophomore ... started as a junior and senior ... finished his HS career with 905 points, 519 rebounds and 179 blocked shots ... he averaged 12 points and six rebounds as a junior, while earning second-team all-conference honors for coach Wendell Eimers ... as a sophomore his Rams squad placed third in the state tournament ... helped the Rams to a conference championship in 2014.

PERSONAL: Born in Dubuque, Iowa ... son of Mark and Deb McDonnell has two siblings (Sam and Elle) ... majoring in marketing (management).

McDonnell's Career-Highs

Points
14 vs. Evansville (1/25/17)
FG Made
6 vs. Loyola (1/18/17)
3FG Made
2 at Bradley (1/11/17)
FT Made
4 vs. Evansville (1/25/17)
FT Att.
6 vs. Evansville (1/25/17)
Rebounds
12 vs. Evansville (1/25/17)
Assists
2 vs. Drake (1/15/17)
Steals
2 vs. South Dakota St. (12/7/16)
Blocks
3 vs. Wartburg (11/15/17)
Minutes
20, two times

McDonnell's Career Statistics

Year	G-GS	FG-FGA	Pct.	3FG-3FGA	Pct.	FT-FTA	Pct.	Reb.-Avg.	PF	A	TO	B	S	Pts.-Avg.
2015-16	Redshirted													
2016-17	23-0	26-54	.481	8-23	.348	15-22	.682	51-2.2	25	4	18	10	6	75-3.3
2017-18	11-0	11-20	.550	0-5	.000	0-3	.000	15-1.4	7	2	4	7	3	22-2.0
Totals	34-0	37-74	.500	8-28	.286	15-25	.600	66-1.9	32	6	22	17	9	97-2.9





#50

**Austin
Phyfe**


**Waverly, Iowa
Waverly-Shell Rock HS
6'9" • 235 lbs.
Forward
Sophomore**

FRESHMEN (2017-18): Saw action in 28 games ... made eight starts ... shot 22-of-35 (62.9 percent) from the field in MVC play ... knocked in two 3-pointers and scored 9 points in a 71-56 win vs. Missouri State (2/24) ... had a streak of 14 consecutive free throws made snapped vs. Indiana State (2/3) ... poured in 20 points and grabbed eight rebounds in his first career start in an 81-76 win over Valparaiso (1/13) ... went 6-of-7 from the field and 8-of-8 at the free throw line vs. the Crusaders ... scored 6 points and added 3 rebounds at Indiana State (1/10) ... earned his first career steal vs. Iowa State (12/16) ... scored 8 points and grabbed 5 rebounds in an 80-47 victory over Dubuque (12/10) ... collected his first collegiate rebound in a 64-60 win over NC State (11/23) ... scored 2 points and fouled out after 12 minutes of action at North Carolina (11/10) ... scored 7 points, grabbed 5 rebounds in a 72-66 exhibition win over UNC Pembroke.

HIGH SCHOOL: The No. 2 recruit in the state of Iowa, according to IowaPreps.com ... first-team all-state pick in Class 3A after leading the state in rebounds (337) as a senior ... joined the 1,000-point club as a prep ... scored 496 points in 2016-17 (19.1 ppg) ... led Waverly-Shell Rock to a 24-2 mark as a senior ... named to the Eastern Iowa All-Star Team ... he earned second-team all-state honors from the Iowa Newspaper Association as a junior for head coach Nate Stegge ... notched third-team all-state accolades as a sophomore ... a four-time all-Northeast Iowa Conference pick, including

a trio of first-team honors ... averaged 14.5 points, grabbed 8.4 rebounds and shot 64 percent from the field in leading Waverly-Shell Rock to an 18-6 record in 2015-16 ... scored 13.7 points and grabbed 7.9 rebounds as a sophomore in helping the GoHawks to a 22-3 record and a berth into the state tournament ... As a freshman, he helped the GoHawks the state tournament and into the semifinals ... played AAU for the Iowa Barnstormers ... played varsity golf at Waverly-Shell Rock.

PERSONAL: Born March 30, 1999 ... son of Steve and Lisa Phyfe ... his father, Steve, played basketball for the Panthers from 1987-1990 ... his sister, Aftin, was a member of the UNI swimming and diving team.



Brown's Career-Highs

- Points
20 vs. Valparaiso (1/13/18)
- FG Made
6 vs. Valparaiso (1/13/18)
- 3FG Made
2 vs. Missouri State (2/24/18)
- FT Made
8 vs. Valparaiso (1/13/18)
- FT Att.
8 vs. Valparaiso (1/13/18)
- Rebounds
8 vs. Valparaiso (1/13/18)
- Assists
1, six times
- Steals
1 vs. Iowa State (12/16/17)
- Blocks
2, two times
- Minutes
23 vs. Valparaiso (1/13/18)

Conrey's Career Statistics

Year	G-GS	FG-FGA	Pct.	3FG-3FGA	Pct.	FT-FTA	Pct.	Reb.-Avg.	PF	A	TO	B	S	Pts.-Avg.
2017-18	28-8	32-52	.615	3-6	.500	22-30	.733	45-1.6	41	7	12	4	1	89-3.2



***Coaching
Staff***



Ben Jacobson
Head Coach
13th Season
Univ. of North Dakota, '94
@CoachJake_UNI

University of Northern Iowa head coach Ben Jacobson personifies class and dignity on and off the floor as the leader of the Panther men's

basketball team.

Jacobson is the UNI men's basketball program's all-time wins leader with 250 victories through 12 seasons. Jacobson has posted an overall record of 250-150 (.625 winning percentage). Jacobson has averaged 20.8 wins per season at UNI.

Following the 2016-17 season, Jacobson was awarded a two-year contract extension that will run through March 31, 2027.

He has guided the Panthers to four NCAA Tournament appearances and four NCAA victories. Jacobson is a three-time MVC Coach of the Year and ranks No. 6 all-time for MVC coaching victories. He also ranks No. 6 in the league record book for MVC-only wins with 130 triumphs.

Jacobson is the only coach in the history of the Missouri Valley Conference to have recorded two wins over two different No. 1-ranked teams (Kansas, North Carolina).

Prior to the 2017-18 season, UNI had placed in the upper half of the MVC standings in 14 straight seasons. Prior to the streak, which started in 2003-04 (when UNI tied for second and won the MVC Tournament), the Panthers had only finished in the top half of the league standings twice since joining the conference in 1991. Jacobson led UNI to a top-four finish in the final MVC standings in nine consecutive seasons, prior to the 2017-18 season.

Jacobson has guided the Panthers to postseason play in seven of his first 12 seasons as head coach, including four trips to the NCAA Tournament (2009, 2010, 2015 and 2016). UNI reached the Sweet 16 in 2010 following wins over UNLV and No. 1-ranked Kansas. UNI competed in the 2012 National Invitational Tournament and scored a first-round road victory over Saint Joseph's. UNI also took part in the 2011 and 2013 CollegeInsider.com tournaments. UNI advanced to the semifinals of the 2013 CIT. The Panthers scored a 71-54 win over Wyoming in the 2015 NCAA Tournament to secure the fourth all-time tournament victory for the program. UNI produced its fifth NCAA





Tournament win with a 75-72 triumph over Texas in the 2016 tourney.

Jacobson has had 21 players earn All-MVC first team, second team or honorable mention honors in his tenure at UNI. His tenure has also seen UNI honored with a pair of Larry Bird MVC Player of the Year honorees in Adam Koch (2010) and Seth Tuttle (2015).

Jacobson has also seen 21 players earn Academic All-Conference honors for the Panthers in his time at UNI. Adam Koch (2010) and Nate Buss (2015) each earned MVC Scholar-Athlete of the Year honors for the Panthers.

The Panthers have had players make immediate impact during Jacobson's tenure with eight players earning a spot on either the MVC All-Newcomer or MVC All-Freshmen teams since the 2006-07 season. Seth Tuttle earned MVC Freshman of the Year honors in 2012.

In 2015-16, Jacobson led the Panthers to a 23-13 overall record and the program's eighth NCAA Tournament appearance. UNI earned a spot in the 2016 NCAA Tournament by capturing the Missouri Valley Conference Tournament title with wins over three 20-plus win teams in Southern Illinois, Wichita State and Evansville in St. Louis.

UNI then scored a 75-72 victory over Texas in the first round of the 2016 NCAA Tournament on a half-court buzzer-beater by senior Paul Jesperson.

The 2015-16 season included so many ups and downs. It featured wins over No. 1 North Carolina, No. 5 Iowa State and No. 25 Wichita State. It also saw the Panthers limping at 10-11 overall and 2-6 in Missouri Valley Conference play on Jan. 23. But behind the leadership of seniors Matt Bohannon, Paul Jesperson and Wes Washpun, the Panthers and Jacobson turned their season around by winning 13 of their next 14 games - including the MVC Tournament title.

Jacobson guided UNI to a 31-4 record in the 2014-15 season, which included a school-record 16-game winning streak, an MVC Tournament title and the school's first-ever top-10 national ranking. UNI finished the season ranked No. 14 in the final Coaches Top 25 poll. He led UNI to its fourth all-time NCAA Tournament victory with a 71-54 triumph over Wyoming in the second round. The 2014-15 season also saw UNI's Seth Tuttle earned consensus second-

The Jacobson File

Coaching Experience

2006-present UNI, head coach
 2005-06 UNI, associate head coach
 2001-05 UNI, assistant coach
 2000-01 . . . North Dakota State Univ., assistant coach/
 recruiting coordinator
 1996-2000 . . . Univ. of North Dakota, assistant coach/
 recruiting coordinator
 1994-96 . . . Univ. of North Dakota, graduate assistant

Playing Experience

1989-93 Univ. of North Dakota
 Four year letterwinner
 Two-year team captain

Education

1994 Univ. of North Dakota, bachelor's, physical education

Personal

Family Wife: Dawn
 Children: Hunter and Tanner

team All-America honors.

For the third time in nine seasons, Jacobson was awarded the Missouri Valley Conference's Coach of the Year Award. Jacobson led the Panthers to a school-best 16 MVC wins in league play.

Jacobson is the only Panther head coach to have posted wins at Iowa and at Iowa State. Jacobson's 2006-07 UNI squad notched the program's first-ever win in Iowa City with a 57-55 win over the University of Iowa. He has posted three victories over Iowa State in Hilton Coliseum. Jacobson led the Panthers to wins in Ames on Nov. 27, 2007 (61-48), Dec. 2, 2009 (63-60) and Nov. 30, 2011 (69-62). Prior to Jacobson's three-game win streak in Ames, UNI had won only two times in Ames - in 1997 (54-48) under Eldon Miller and in 1963 when Norm Stewart led the Panthers to a 59-54 win.

Jacobson became the fastest coach in Panther history to tally 100 career wins. It took him only 149

games as the Panther head coach to accomplish the feat. The previous mark was set by Art Dickinson at 164 games.

What a season it was in 2009-2010 for the UNI Panthers under fourth-year head coach Ben Jacobson. The Panthers posted a 30-5 mark to eclipse the school record for wins by seven games and earned the program's first-ever Sweet 16 appearance by knocking off the No. 1-ranked Kansas Jayhawks in the NCAA Tournament's second round in Oklahoma City, Okla.

The Panthers finished the 2009-2010 season ranked No. 13 in the final ESPN/USA Today Coaches' Poll - marking the highest ranking in school history. UNI ranked No. 2 in the nation in scoring defense in 2009-10 giving up only 55.1 points per game. UNI also ranked No. 10 in the nation in fewest turnovers per game (10.7).

Jacobson-coached squads have made defense a priority and none more prevalent than the 2008-09 and 2009-10 seasons, which saw the Panthers named the Missouri Valley Conference's Army National Guard Defensive Team of the Year in back-to-back years.

The Panthers made their mark in 2008-09 on the road as the squad put up an impressive 11-1 mark on the road against league foes. Included in that impressive road mark was a streak of eight straight victories away from the McLeod Center, which was the eighth-longest road winning streak in the history of the Missouri Valley Conference.

The 2007-08 UNI team, which posted an 18-14 overall mark



and advanced to the semifinals of the MVC Tournament, ranked 14th in the nation in fewest turnovers per game, averaging just 11.8. The Panthers turned it over more than 13 times in a game just 11 times, with a low of five against both Loyola (Dec. 1) and Illinois State (Jan. 30).

Jacobson's 2007-08 Panthers were also stalwarts on the defensive end of the floor. They led the Missouri Valley Conference in field goal percentage defense (.395), and were third in scoring defense (60.3 ppg) - ranking 17th and 14th nationally in those categories. UNI allowed only six opponents to score more than 68 points in any game in the 2007-08 season, holding its foes to 50 points or less six times, and holding 13 opponents to less than 38 percent shooting.

Jacobson also coached UNI as it became the first college program ever to represent the United States of America at an

international basketball competition. In August 2007, UNI was chosen to be Team USA at the World University Games in Bangkok, Thailand. Donning the Red, White and Blue, UNI went 5-1 in the tournament, losing only to eventual gold medalist Lithuania, while posting wins over Angola, Turkey, China, Finland and Israel.

Jacobson finished his first campaign at the helm of UNI with an 18-13 record. The 18 wins were the most for a first-year Panther head coach since the team joined the Division I ranks in 1980. In addition, UNI posted wins over Iowa State and Iowa - sweeping the Cyclones and Hawkeyes in the same season for just the second time ever - including posting a win in Iowa City for the first time in program history.

Academics also are of the highest priority under Jacobson. UNI enters the 2017-18 season with a 3.00 cumulative team GPA. A total of 25 Panther basketball players have earned first-team, second-team or honorable mention Academic All-Conference honors since 2003.

Jacobson, 46, was hired as head men's basketball coach on March 22, 2006, becoming the 21st head coach in UNI history.

Before taking over as head coach, Jacobson was the Panthers' top assistant coach starting in 2001, and was a key cog in bringing the Panthers from the basement of the Missouri Valley Conference to the penthouse. With Jacobson on staff, the development of UNI basketball has been remarkable.

While this is Jacobson's first head coaching job, he had 12 years of prior assistant coaching

Jacobson vs. Opponents			Team	Record	Last	Team	Record	Last
Alcorn State	1-0	2017-18	Louisville	0-2	2014-15	SIU Edwardsville	1-0	2010-11
Arizona State	1-0	2016-17	Loyola	6-8	2017-18	SMU	1-1	2017-18
Auburn	1-0	2008-09	Loyola Marymount	1-0	2013-14	South Carolina St.	1-0	2010-11
Boston College	1-0	2009-10	Marquette	0-1	2008-09	South Dakota St.	4-1	2016-17
Bradley	22-7	2017-18	Maryland	0-1	2013-14	Southern Illinois	18-9	2017-18
Bucknell	1-0	2006-07	Massachusetts	1-0	2007-08	Stanford	0-1	2012-13
BYU	1-0	2015-16	Memphis	0-1	2012-13	Stephen F. Austin	2-0	2015-16
Cal Poly	1-0	2007-08	Michigan State	0-1	2009-10	Syracuse	0-1	2010-11
Chicago State	2-0	2017-18	Milwaukee	4-2	2013-14	St. Joseph's	1-0	2011-12
Coe	3-0	2016-17	Missouri State	17-8	2017-18	St. Mary's	1-1	2012-13
Colorado State	1-1	2015-16	Morehead State	1-0	2010-11	Siena	1-1	2009-10
Creighton	6-9	2012-13	Morgan State	1-0	2014-15	Texas	1-0	2015-16
Denver	3-1	2014-15	Nevada	0-2	2007-08	Texas-Arlington	1-0	2017-18
DePaul	0-1	2009-10	New Mexico	1-1	2015-16	Texas A&M	0-1	2015-16
Drake	17-8	2017-18	Nicholls State	1-0	2006-07	TCU	1-0	2010-11
Drexel	0-1	2011-12	North Carolina	1-2	2016-17	Texas Southern	1-0	2008-09
Dubuque	2-0	2017-18	North Carolina St.	1-0	2017-18	Toledo	1-0	2012-13
East Carolina	1-0	2009-10	North Dakota	8-0	2016-17	UMKC	2-0	2007-08
Evansville	17-9	2017-18	North Florida	1-0	2014-15	UNLV	2-1	2017-18
George Mason	3-3	2016-17	North Texas	1-0	2015-16	VCU	1-2	2014-15
Hawaii	0-1	2015-16	Northern Colo.	2-0	2012-13	Valparaaaiso	2-0	2017-18
Illinois State	18-11	2017-18	Northern Illinois	2-0	2009-10	Villanova	0-1	2017-18
Illinois-Chicago	1-2	2012-13	Northwestern	1-0	2014-15	Virginia	0-1	2013-14
Indiana	1-0	2010-11	Ohio	0-2	2013-14	Virginia Tech	1-0	2014-15
Indiana State	12-13	2017-18	Oklahoma	1-0	2016-17	Wartburg	4-0	2017-18
Iona	1-0	2013-14	Old Dominion	2-0	2011-12	Washington	0-1	2006-07
Iowa	4-5	2016-17	Pepperdine	1-0	2006-07	Washington St.	0-1	2015-16
Iowa State	6-3	2017-18	Purdue	0-1	2008-09	Weber State	0-1	2012-13
Kansas	1-0	2009-10	Providence	1-0	2011-12	Western Carolina	1-0	2011-12
La Salle	1-0	2013-14	Rice	1-0	2011-12	Wichita State	11-13	2016-17
Loras	1-0	2011-12	Richmond	1-1	2015-16	Wyoming	2-2	2016-17
Team	Record	Last	Rider	1-0	2010-11	Xavier	0-3	2017-18
			Team	Record	Last	Totals	250-150	
			Savannah State	1-0	2013-14			

experience. Before joining former UNI head coach Greg McDermott in Cedar Falls beginning with the 2001-02 campaign, he served one season as an assistant coach under McDermott at Division II North Dakota State. His responsibilities there included serving as recruiting and academic coordinator.

Jacobson has a long history in the North Central Conference, having played at the University of North Dakota from 1989-93. He was a four-year letterman for the Sioux, a two-year starter, and he ended his career as the school's all-time assist leader. UND made two Elite Eight

appearances and four regional appearances, along with winning two conference championships, during his career. He was team captain in 1991-92 and 1992-93, was named to the NCC's All-Academic Team in 1993, and was a player representative to UND's letterwinner's association from 1991-93.

In September of 2008, his 1989-90 team from the University of North Dakota - when he was a freshman guard for the Fighting Sioux - was inducted into the UND Athletics Hall of Fame. That squad finished 28-7 overall, including a perfect 16-0 at home, and finished third in the nation.

He was a student assistant

coach at North Dakota from 1993-94. From 1994-96, he was a graduate assistant at UND and became a full-time assistant coach for the Sioux from 1996-2000. He served as an assistant coach at North Dakota State University in the 2000-01 season.

A native of Mayville, N.D., Jacobson graduated from Mayville-Portland High School in 1989 as valedictorian. He received his bachelor's degree in physical education from the University of North Dakota in 1994.

Jacobson and his wife, Dawn, have two children, Hunter and Tanner.



Kyle Green
Associate Head Coach
Recruiting Coordinator
14th Season
Hamline, '92
St. Thomas, '99

Kyle Green was elevated to Associate Head Coach for the UNI men's basketball prior to the 2017-18 season.

Green serves as the recruiting coordinator and works with the Panther post players.

Green is in his third stint as an assistant coach for the UNI Panther men's basketball team. Green served as an assistant from 2001-2003 and from 2006-2011. He is entering his 14th season as a member of the UNI coaching staff in 2018-19.

In the 2011-2012 season, Green was the head coach at Wisconsin-Eau Claire - a Division III school in Eau Claire, Wis.

In between his previous two terms as a Panther assistant, Green was an assistant coach at Marquette University in the 2003-2004 season and the head coach of Lewis University, a Division II school in Romeoville, Ill., in the 2004-2005 and 2005-2006 seasons.

Green started his coaching career in 1992 as player/coach of the Frederica (Denmark) Basketball Club. He was named Denmark Serie Coach of the Year after guiding Frederica to a 30-3 record and the Denmark Serie title. He then served as an assistant coach from 1993-1995 at his alma mater, Hamline (Minn.) University. He has also served as an assistant coach at Southwest Minnesota State (1995-1997), and Augustana (S.D.) College (1997-2000) and was head coach at Western State (Colo.) College in 2000-2001.

A native of Minneapolis, Minn., Green received his bachelor's degree in social studies/psychology from Hamline in 1992. He was a four-year letterwinner for Hamline, earning academic all-conference honors as both a junior and senior.

Green earned his master's degree in athletic administration from St. Thomas University in 1999.

He and his wife, Michele, are the parents of a son, A.J., and a daughter, Emerson.



The Green Family

The Green File

Coaching Experience

2017-pres. UNI, associate head coach
 2012-17 UNI, assistant coach
 2011-12 Wisconsin-Eau Claire, head coach
 2006-11 UNI, assistant coach
 2004-06 Lewis, head coach
 2001-03 UNI, assistant coach
 2000-01 Western State, head coach
 1997-2000 Augustana (S.D.), assistant coach
 1995-97 Southwest (Minn.) State, assistant coach
 1993-95 Hamline, assistant coach

Playing Experience

1992-93 Frederica Basketball Club
 1989-92 Hamline

Education

1992 Hamline, bachelor's, social studies/psychology
 1999 St. Thomas, master's, athletic administration

Personal

Family Wife: Michele
 Children A.J., Emerson



P.J. Hogan
Assistant Coach
16th Season
Morningside, '99
UNI, '08

P.J. Hogan is in his 16th year at the University of Northern Iowa, and his 14th as a full-time assistant coach.

Hogan is responsible for coordinating player development, particularly with the Panthers' perimeter players, and is heavily involved in recruiting. He also is in charge of coordinating UNI's opponent scouting as well as the team's numerous summer camps.

Prior to coming to UNI, Hogan served as the top assistant coach at Southwest State University (known today as Southwest Minnesota State) for two years. At the Division II school, he helped lead them to an overall record of 38-18 and two second-place finishes in the Northern Sun Intercollegiate Conference. The 2001-02 team won 21 games – the second-most wins in school history – and advanced to the conference tournament championship game.

While at Southwest State, he was in charge of recruiting and player development. In addition, he oversaw the team's strength and conditioning program,

and served as the team's academic coordinator.

Before going to Southwest State, Hogan worked at North Dakota State University during the 2000-01 season as an assistant coach, as well as the 1999-2000 season at Wayne State College. Hogan was part of one of most successful seasons in school history, as the Wildcats went 26-6 and reached the NCAA Division II Sweet Sixteen.

A native of Dubuque, Iowa, Hogan was a four-year letterwinner at Morningside College in Sioux City, Iowa. He graduated from Morningside in 1999 with a degree in sociology and was named to the North Central Conference's honorable mention all-academic team.

A high school graduate of Dubuque Hempstead, Hogan was a Class 4A first-team all-state performer.

Hogan earned his master's degree in leisure services from UNI in 2008.

The Hogan File

Coaching Experience

2005-present UNI, assistant coach
 2003-05 UNI, graduate manager
 2001-03 Southwest State, assistant coach
 2000-01 North Dakota State Univ., assistant coach
 1999-2000 Wayne State (Neb.), grad. assistant coach

Playing Experience

1996-99 Morningside

Education

1999 Morningside, bachelor's, sociology
 2008 UNI, master's, leisure services





Erik Crawford
Assistant Coach
8th Season
UNI, '06
Iowa State, '11

Erik Crawford is in his eighth season as an assistant coach for the University of Northern Iowa men's basketball team.

Crawford, a native of Oakdale, Minn., totaled 1,108 points as a collegiate basketball player. As a Panther from 2003-06, he helped lead UNI to three straight appearances in the NCAA Tournament (2004, 2005, 2006). The Panthers posted a mark

of 65-31 during Crawford's playing days. He was an honorable mention all-Missouri Valley Conference pick as a junior. He earned MVC All-Newcomer status in 2004 following a transfer from Bowling Green State University.

Crawford played prep basketball at Tartan High School in Oakdale, Minn., where he helped the Titans win the 2000 Minnesota Class 4A state title.

Crawford served as Creighton University's director of basketball operations in 2010-11. Prior to his year at Creighton, Crawford spent the previous four seasons at Iowa State University. With the Cyclones, he served as a graduate manager (two years) and as an assistant director of basketball operations (two years). Crawford worked for head coach Greg McDermott at both Creighton and Iowa State.

Crawford earned his undergraduate degree in leisure youth and human services from UNI in May 2006. He also earned his master's degree in kinesiology from Iowa State in May 2011.

He and his wife, Nicole, have a daughter, Mya Marie, and son, Treyvin Randall.



The Crawford File

Coaching Experience

2011-present UNI, assistant coach
 2010-11 Creighton, director of operations
 2008-10 Iowa State, asst. director of operations
 2006-08 Iowa State, graduate manager

Playing Experience

2003-06 UNI
 2002-03 Bowling Green

Education

2006 UNI, bachelor's, leisure youth & human services
 2011 Iowa State, master's, kinesiology

Personal

Wife Nicole
 Children Mya, Treyvin



The Crawford Family



Derrick Netten
Director of Basketball
Operations
12th Season
UNI, '06

Derrick Netten is in his 12th year working with the UNI men's basketball program, and 10th year in a full-time role as director of basketball operations. Netten coordinates team travel arrangements, the recruiting database and

players' academics.

Prior to joining UNI, he served as an assistant coach at the University of Wisconsin-Superior during the 2006-07 season, serving as the team's recruiting coordinator and camps director. He was on staff when UWS signed four top-40 recruits from the state of Wisconsin for the first time in school history, giving it the top recruiting class in the Wisconsin Intercollegiate Athletic Conference.

Netten, who served as the team's administrative assistant in 2007-08, graduated from UNI in 2006 with a bachelor's degree in elementary and middle school education.

He and his wife, Gina, reside in Cedar Falls with their daughter, Ellia and sons, Christian, Gabriel and Grayson.



The Netten Family

The Netten File

Coaching Experience

2008-presentUNI, director of ops.
 2007-08UNI, admin. assistant
 2006-07Wis.-Superior, asst. coach

Education

2006UNI, bachelor's,
elem. and middle school education

Personal

WifeGina
 ChildrenEllia, Christian,
Gabriel, Grayson



Seth Tuttle
Graduate Manager
1st Season
UNI, '15

Seth Tuttle is in his first season as a member of the UNI men's basketball staff.

Tuttle enjoyed a four-year playing career for the Panthers from 2011-2015. He finished his career with UNI as the fourth all-time scorer (1,747 points) in team history. Tuttle

is top-10 in men's basketball history at UNI for free throws made (508), free throws attempted (675), career field goal percentage (57.6%) and blocked shots (95). He also started in every game over his four-year career (136 games). Following his collegiate career, Tuttle signed with the Miami Heat for the 2015 NBA Summer League. The former Panther then went on to play three seasons overseas in Germany and Belgium.



Andrea Comini
Strength & Conditioning
4th Season
Verona, '05, '09

Andrea Comini is in his fourth season with the UNI men's basketball staff as the program's strength and conditioning coordinator.

In 2012, he was a UNI strength and conditioning apprentice coach under the supervision of UNI head

strength and conditioning coach Jed Smith and assistant Nick Davis.

Since 2006 he has been working with several basketball teams as well as individuals players in Italy. While in Italy, he also worked as a high school teacher and elementary school educator.

A native of Gavardo, BS, Italy, Comini received his bachelor's degree in science of physical and sport activities from the University of Verona in 2005. Comini earned his master's degree in sport science and technique from the University of Verona in 2009, as well as a first level master in team sports and the youth: physical and technical preparation in 2007. He also earned a post-lauream specialization in physical education teaching from the University of Milan in 2014.



Don Bishop
Director of Athletic
Training Services
18th Season
Upper Iowa, '92
UNI, '97

Don Bishop, Director of Athletic Training Services, is in his 18th year at UNI. He is directly responsible for the health care of the men's basketball team and supervision of 12 certified

athletic trainers on the UNI athletic training staff. Bishop also is a clinical instructor within the UNI Athletic Training Education Program. Prior to his arrival at UNI, he was the director of athletic training education and head athletic trainer for seven years at Upper Iowa University.

He is certified in Active Release Technique.

Bishop was recognized as the Collegiate Athletic Trainer of the Year by the Iowa Athletic Trainers' Society (IATS) in 2013.

Bishop received his bachelor's degree in health, physical education and recreation from Upper Iowa in 1992 and his master's in health, physical education and leisure services from UNI in 1997. In his position at Upper Iowa, he coordinated athletic training coverage for 17 Division III sports teams.

Prior to joining Upper Iowa's staff, he was the clinical athletic training outreach coordinator at Winneshiek County Memorial Hospital in Decorah, Iowa, from 1992-94, and was an adjunct instructor at Northeast Iowa Community College in Calmar, Iowa, in spring 1994.


Bishop is a member of the National Athletic Trainers' Association (NATA), Mid-America Athletic Trainer's Society and the College Athletic Trainers' Society. He served on the NATA College/University Athletic Training Student Committee and has been an examiner for NATA Board of Certification Exam.

In his free time, Bishop is an avid runner and has taken part in numerous marathons, including multiple Twin Cities Marathon.

He and his wife, Sheri, have two daughters, Bri and Tori, a son-in-law, Cleighton Watson and a grandson, Riggins Watson



The Bishop Family



Just Do It.

NIKE.COM



2017-18 Review



UNI Combined Team Statistics (as of Oct 10, 2018) All games

Overall record: 16-16 Conf: 7-11 Home: 12-4 Away: 1-9 Neutral: 3-3

#	Player	gp-gs	min	avg	Total			3-Point		F-Throw		Rebounds					pts	avg				
					fg-fga	fg%	3fg-fga	3fg%	ft-fa	ft%	off	def	tot	avg	pf	dq			a	to	blk	stl
25	Koch, Bennett	31-23	749	24.2	134-241	.556	0-0	.000	127-173	.734	59	130	189	6.1	72	1	16	61	26	21	395	12.7
02	Carlson, Klint	32-32	1042	32.6	120-285	.421	34-107	.318	40-58	.690	40	159	199	6.2	73	2	51	58	11	21	314	9.8
33	Lohaus, Wyatt	24-0	571	23.8	73-173	.422	43-95	.453	33-44	.750	3	59	62	2.6	42	0	33	24	0	8	222	9.3
04	Pickford, Tywhon	32-32	951	29.7	102-274	.372	30-123	.244	58-75	.773	60	188	248	7.8	34	0	40	35	11	20	292	9.1
13	McCloud, Juwan	26-26	673	25.9	67-189	.354	18-71	.254	19-35	.543	5	40	45	1.7	43	1	62	43	2	33	171	6.6
24	Brown, Isaiah	32-32	815	25.5	71-197	.360	33-102	.324	23-33	.697	11	86	97	3.0	64	1	51	50	12	26	198	6.2
30	Haldeman, Spencer	31-0	549	17.7	56-138	.406	43-104	.413	34-48	.708	4	40	44	1.4	46	0	35	27	0	14	189	6.1
21	Rhodes, Hunter	23-6	393	17.1	28-78	.359	14-44	.318	25-27	.926	2	35	37	1.6	31	0	30	7	0	8	95	4.1
50	Phyfe, Austin	28-8	274	9.8	32-52	.615	3-6	.500	22-30	.733	19	26	45	1.6	41	2	7	12	4	1	89	3.2
10	Wentzien, Miles	5-0	55	11.0	5-15	.333	2-6	.333	1-1	1.000	1	4	5	1.0	2	0	6	7	0	3	13	2.6
34	McDonnell, Luke	11-0	64	5.8	11-20	.550	0-5	.000	0-3	.000	3	12	15	1.4	7	0	2	4	7	3	22	2.0
01	McDermott, Adam	8-0	78	9.8	5-14	.357	5-12	.417	1-1	1.000	0	7	7	0.9	3	0	4	2	0	4	16	2.0
12	Conrey, Lincoln	5-0	13	2.6	3-5	.600	0-1	.000	0-0	.000	1	1	2	0.4	0	0	0	0	0	1	6	1.2
22	Lohaus, Tanner	7-0	35	5.0	2-8	.250	2-4	.500	2-4	.500	3	7	10	1.4	2	0	2	0	1	1	8	1.1
03	Friedman, Ted	23-1	156	6.8	11-20	.550	2-4	.500	2-5	.400	14	11	25	1.1	22	0	6	7	6	2	26	1.1
15	Dahl, Justin	2-0	7	3.5	0-5	.000	0-0	.000	0-0	.000	2	0	2	1.0	0	0	0	2	0	0	0	0.0
Team											40	37	77				25					
Total.....		32	6425		720-1714	.420	229-684	.335	387-537	.721	267	842	1109	34.7	482	7	345	364	80	166	2056	64.2
Opponents.....		32	6425		723-1740	.416	239-664	.360	305-422	.723	238	814	1052	32.9	565	-	346	356	109	195	1990	62.2

TEAM STATISTICS	UNI	OPP	Date	Opponent	Score	Att.		
SCORING	2056	1990	11/10/17	at #9 North Carolina	L 69-86	18926		
Points per game	64.2	62.2	11/13/17	ALCORN STATE	w 73-45	3385		
Scoring margin	+2.1	-	11/15/17	WARTBURG	w 72-43	3678		
FIELD GOALS-ATT	720-1714	723-1740	11/18/17	CHICAGO STATE	w 82-44	3051		
Field goal pct	.420	.416	11/22/17	vs SMU	w 61-58	909		
3 POINT FG-ATT	229-684	239-664	11/23/17	vs NC State	w 64-60	892		
3-point FG pct	.335	.360	11/24/17	vs #5 Villanova	L 50-64	2831		
3-pt FG made per game	7.2	7.5	11/29/17	UNLV	Wot 77-68	4546		
FREE THROWS-ATT	387-537	305-422	12/07/17	UT ARLINGTON	w 62-58	3630		
Free throw pct	.721	.723	12/10/17	DUBUQUE	w 80-47	3212		
F-Throws made per game	12.1	9.5	12/16/17	vs Iowa State	L 65-76	13828		
REBOUNDS	1109	1052	12/22/17	XAVIER	L 67-77	6355		
Rebounds per game	34.7	32.9	* 12/28/17	SOUTHERN ILLINOIS	L 53-56	4933		
Rebounding margin	+1.8	-	* 12/31/17	at Bradley	L 53-72	5684		
ASSISTS	345	346	* 01/04/18	at Missouri State	L 55-62	4934		
Assists per game	10.8	10.8	* 01/07/18	LOYOLA CHICAGO	L 50-56	3765		
TURNOVERS	364	356	* 01/10/18	at Indiana State	L 67-69	3216		
Turnovers per game	11.4	11.1	* 01/13/18	VALPARAISO	w 81-76	4707		
Turnover margin	-0.2	-	* 01/16/18	DRAKE	w 68-54	3880		
Assist/turnover ratio	0.9	1.0	* 01/21/18	at Southern Illinois	L 53-64	3254		
STEALS	166	195	* 01/24/18	ILLINOIS STATE	w 83-72	3762		
Steals per game	5.2	6.1	* 01/28/18	at Loyola Chicago	L 47-70	2658		
BLOCKS	80	109	* 01/31/18	at Evansville	L 49-57	3352		
Blocks per game	2.5	3.4	* 02/03/18	INDIANA STATE	L 66-77	4564		
ATTENDANCE	65442	85473	* 02/07/18	BRADLEY	w 74-65	3794		
Home games-Avg/Game	16-4090	10-5575	* 02/10/18	at Drake	L 64-71	5121		
Neutral site-Avg/Game	-	6-4954	* 02/13/18	EVANSVILLE	w 47-41	3346		
Score by Periods	1st	2nd	OT	Totals				
UNI	1002	1038	16	2056				
Opponents	873	1110	7	1990				
					* 02/17/18	at Illinois State	L 75-79	6535
					* 02/20/18	at Valparaiso	w 68-63	2071
					* 02/24/18	MISSOURI STATE	w 71-56	4834
					03/01/18	vs Evansville	w 60-50	4852
					03/02/18	vs Loyola Chicago	L 50-54	6410

* = Conference game

RECORD:	OVERALL	HOME	AWAY	NEUTRAL
ALL GAMES	16-16	12-4	1-9	3-3
CONFERENCE	7-11	6-3	1-8	0-0
NON-CONFERENCE	9-5	6-1	0-1	3-3

Date	Opponent	Score	Att.	High Points	High Rebounds
11/10/17	at #9 North Carolina	69-86 L	18926	(15)Haldeman, Spencer	(5)Carlson, Klint
11/13/17	ALCORN STATE	w 73-45	3385	(18)McCloud, Juwan	(13)Koch, Bennett
11/15/17	WARTBURG	w 72-43	3678	(25)Koch, Bennett	(13)Pickford, Tywhon
11/18/17	CHICAGO STATE	w 82-44	3051	(21)Koch, Bennett	(14)Pickford, Tywhon
11/22/17	vs SMU	w 61-58	909	(15)Haldeman, Spencer	(9)Pickford, Tywhon
11/23/17	vs NC State	w 64-60	892	(18)Pickford, Tywhon	(18)Pickford, Tywhon
11/24/17	vs #5 Villanova	50-64 L	2831	(13)McCloud, Juwan	(12)Koch, Bennett
11/29/17	UNLV	Wot 77-68	4546	(30)Koch, Bennett	(12)Pickford, Tywhon
12/07/17	UT ARLINGTON	w 62-58	3630	(24)Carlson, Klint	(7)Pickford, Tywhon
					(7)Koch, Bennett
12/10/17	DUBUQUE	w 80-47	3212	(12)Koch, Bennett	(7)Koch, Bennett
12/16/17	vs Iowa State	65-76 L	13828	(16)Lohaus, Wyatt	(8)Koch, Bennett
12/22/17	XAVIER	67-77 L	6355	(26)Koch, Bennett	(5)Pickford, Tywhon
12/28/17	*SOUTHERN ILLINOIS	53-56 L	4933	(13)Pickford, Tywhon	(12)Carlson, Klint
12/31/17	*at Bradley	53-72 L	5684	(17)Brown, Isaiah	(8)Pickford, Tywhon
01/04/18	*at Missouri State	55-62 L	4934	(18)Pickford, Tywhon	(10)Pickford, Tywhon
01/07/18	*LOYOLA CHICAGO	50-56 L	3765	(17)Koch, Bennett	(11)Pickford, Tywhon
01/10/18	*at Indiana State	67-69 L	3216	(18)Pickford, Tywhon	(7)Pickford, Tywhon
01/13/18	*VALPARAISO	w 81-76	4707	(23)Pickford, Tywhon	(9)Pickford, Tywhon
01/16/18	*DRAKE	w 68-54	3880	(19)Koch, Bennett	(10)Pickford, Tywhon
01/21/18	*at Southern Illinois	53-64 L	3254	(15)Lohaus, Wyatt	(7)Brown, Isaiah
01/24/18	*ILLINOIS STATE	w 83-72	3762	(20)Brown, Isaiah	(8)Lohaus, Wyatt
01/28/18	*at Loyola Chicago	47-70 L	2658	(14)Pickford, Tywhon	(7)Carlson, Klint
					(14)Carlson, Klint
01/31/18	*at Evansville	49-57 L	3352	(19)Koch, Bennett	(5)Haldeman, Spencer
					(5)Koch, Bennett
					(5)Pickford, Tywhon
02/03/18	*INDIANA STATE	66-77 L	4564	(16)Koch, Bennett	(7)Pickford, Tywhon
02/07/18	*BRADLEY	w 74-65	3794	(25)Lohaus, Wyatt	(9)Carlson, Klint
02/10/18	*at Drake	64-71 L	5121	(17)Lohaus, Wyatt	(11)Koch, Bennett
02/13/18	*EVANSVILLE	w 47-41	3346	(12)Rhodes, Hunter	(10)Pickford, Tywhon
02/17/18	*at Illinois State	75-79 L	6535	(20)Carlson, Klint	(9)Carlson, Klint
02/20/18	*at Valparaiso	w 68-63	2071	(25)Koch, Bennett	(7)Koch, Bennett
					(7)Pickford, Tywhon
02/24/18	*MISSOURI STATE	w 71-56	4834	(16)Carlson, Klint	(7)Carlson, Klint
03/01/18	vs Evansville	w 60-50	4852	(15)Lohaus, Wyatt	(11)Koch, Bennett
03/02/18	vs Loyola Chicago	50-54 L	6410	(20)Koch, Bennett	(15)Carlson, Klint

* = Conference game

Attendance Summary	Games	Attend	Avg/Game
Home	16	65442	4090
Away	10	55751	5575
Neutral	6	29722	4954
Total	32	150915	4716



2017-2018 MVC All-Conference Teams

1st Team

Clayton Custer, Loyola
Alize Johnson, Missouri State
Ryan Taylor, Evansville
Reed Timmer, Drake
Mike Yarbrough, Illinois State

2nd Team

Jordan Barnes, Indiana State
Phil Fayne, Illinois State
Armon Fletcher, Southern Illinois
Donte Ingram, Loyola
Donte Thomas, Bradley

3rd Team

Darrell Brown, Bradley
Bennett Koch, UNI
Cameron Krutwig, Loyola
Kavion Phippen, Southern Illinois
Brenton Scott, Indiana State

All Newcomer Team

Bakari Evelyn, Valparaiso
Cameron Krutwig, Loyola
Tywon Pickford, UNI
Kavion Phippen, Southern Illinois
Milik Yarbrough, Illinois State

All Freshman Team

Elijah Childs, Bradley
Tyreke Key, Indiana State
Cameron Krutwig, Loyola
Tywon Pickford, UNI
Lucas Williamson, Loyola

All Defensive Team

Obediah Church, Missouri State
Dwayne Lautier-Ogunleye,
Sean Lloyd, Southern Illinois
Ben Richardson, Loyola
Tevonn Walker, Valparaiso

MVC All-Tournament Team

Donte Ingram, Loyola (MVP)
Phil Fayne, Illinois State
Milik Yarbrough, Illinois State
Marques Townes, Loyola
Ben Richardson, Loyola

Individual Awards

MVC Coach of the Year

Porter Moser, Loyola

Larry Bird Player of the Year

Clayton Custer, Loyola

Defensive MVP

Ben Richardson, Loyola

Newcomer of the Year

Milik Yarbrough, Illinois State

Scholar-Athlete First Team

Clayton Custer, Loyola
Nick McGlynn, Drake
Ben Richardson, Loyola
Blake Simmons, Evansville
Reed Timmer, Drake

Scholar-Athlete Second Team

Nate Kennell, Bradley
Donte Thomas, Bradley
Marcus Bartley, Southern Illinois
Aaron Cook, Southern Illinois
C.J. Rivers, Drake
Dwayne Lautier-Ogunleye, Bradley
Graham Woodward, Drake

Scholar-Athlete Hon. Mention


Ted Friedman, UNI
John Kiser, Valparaiso
Wyatt Lohaus

All Bench Team

Markus Golder, Valparaiso
Wyatt Lohaus, UNI
Reggie Scurry, Missouri State
Tyler Smithpeters, S. Illinois
Lucas Williamson, Loyola
Graham Woodward, Drake

Most Improved Team

Jordan Barnes, Indiana State
Aaron Cook, Southern Illinois
Clayton Custer, Loyola
Sean Lloyd, Southern Illinois
Nick McGlynn, Drake
Dru Smith, Evansville



**Ted
Friedman**

Freshman of the Year

Cameron Krutwig, Illinois State

Sixth-Man of the Year

Tyler Smithpeters, S. Illinois

Enterprise Bank and Trust

Scholar-Athlete of the Year
Reed Timmer, Drake
Clayton Custer, Loyola

2017-2018 MVC Final Standings

	Conference			Overall		
	W	L	Pct.	W	L	Pct.
Loyola	15	3	.833	32	6	.842
Southern IL.	11	7	.611	20	13	.606
Illinois State	10	8	.555	18	15	.545
Drake	10	8	.555	17	17	.500
Bradley	9	9	.500	20	13	.606
Indiana State	8	10	.444	13	18	.419
Missouri State	7	11	.388	18	15	.545
Evansville	7	11	.388	17	15	.531
UNI	7	11	.388	16	16	.500
Valparaiso	6	12	.333	15	17	.468

2018 State Farm MVC Tournament Results

First Round

#9 UNI 60, #8 Evansville 50
#7 Missouri St. 83, #10 Valpo 79

Quarterfinals

#1 Loyola 54, UNI 50
#5 Bradley 63, #4 Drake 61
#2 S. Illinois 67, Missouri St. 63
#3 Illinois St. 77, #6 Indiana St. 70

Semifinals

Loyola 62, Bradley 54
Illinois St. 76, S. Illinois 68 (OT)

Championship

Loyola 65, Illinois State 49

Postseason Results

NCAA First Round

Loyola 64, Miami 62

NCAA - Second Round

Loyola 63, Tennessee 62

NCAA - Sweet 16

Loyola 69, Nevada 68

NCAA - Elite Eight

Loyola 78, Kansas State 62

NCAA - Final Four

Michigan 69, Loyola 57



Wyatt Lohaus

Official Basketball Box Score -- Game Totals -- Final Statistics
UNI vs #9 North Carolina
 11/10/17 7:00 PM at Smith Center, Chapel Hill

UNI 69 • 0-1

#	Player	Total			3-Ptr			Rebounds			PF	TP	A	TO	Blk	Stl	Min
		FG-FGA	FG-FGA	FT-FTA	FG-FGA	FG-FGA	FT-FTA	Off	Def	Tot							
02	Carlson, Clint	3-10	2-6	0-0	0	5	2	8	4	3	0	1	31				
25	Koch, Bennett	4-7	0-0	3-4	2	2	4	11	1	2	0	0	18				
04	Pickford, Tywhon	2-5	1-2	0-0	0	3	0	5	1	1	0	0	25				
13	McCloud, Juwan	3-7	1-2	0-2	0	2	3	7	2	3	0	0	23				
24	Brown, Isaiah	4-11	3-6	2-3	0	1	2	13	2	1	0	1	33				
01	McDermott, Adam	2-3	2-3	1-1	0	1	1	1	7	1	0	0	16				
03	Friedman, Ted	0-0	0-0	0-0	1	1	2	1	0	0	0	0	10				
22	Lohaus, Tanner	0-1	0-0	1-2	1	1	2	0	1	0	0	0	2				
30	Haldeman, Spencer	4-9	4-8	3-3	1	2	3	2	15	3	2	0	24				
34	McDonnell, Luke	0-1	0-1	0-0	0	2	2	0	0	0	1	0	6				
50	Phyfe, Austin	1-1	0-0	0-0	0	0	0	5	2	0	1	0	12				
Team						2 2 4											
Totals		23-55	13-28	10-15	7	22	29	20	69	15	14	1	200				

FG % 1st Half: 12-28 42.9% 2nd half: 11-27 40.7% Game: 23-55 41.8%
 3FG % 1st Half: 7-15 46.7% 2nd half: 6-13 46.2% Game: 13-28 46.4%
 FT % 1st Half: 0-0 0.0% 2nd half: 10-15 66.7% Game: 10-15 66.7%

#9 North Carolina 86 • 1-0

#	Player	Total			3-Ptr			Rebounds			PF	TP	A	TO	Blk	Stl	Min
		FG-FGA	FG-FGA	FT-FTA	FG-FGA	FG-FGA	FT-FTA	Off	Def	Tot							
01	Pinson, Theo	1-6	1-6	0-0	0	3	3	1	3	5	0	0	0	26			
15	Brooks, Garrison	5-6	0-0	4-4	3	3	6	2	14	2	3	0	18				
32	Maye, Luke	11-16	2-3	2-2	3	7	2	26	0	1	1	1	28				
05	Felton, Jalek	2-5	1-3	0-0	0	2	2	1	5	1	1	1	22				
24	Williams, Kenny	3-8	2-4	2-2	0	1	2	10	5	1	0	3	28				
00	Woods, Seventh	3-6	0-0	3-4	0	0	0	2	9	2	1	0	21				
03	Platek, Andrew	1-1	0-0	2-2	0	0	0	0	4	0	0	0	10				
04	Robinson, Brandon	0-2	0-1	2-2	0	2	2	1	2	3	0	0	16				
11	Rush, Shea	0-2	0-1	0-0	0	0	0	0	0	0	0	1	4				
21	Manley, Sterling	3-4	0-0	3-5	3	5	8	0	9	1	0	0	14				
22	Miller, Walker	0-2	0-0	0-0	0	0	0	2	0	1	0	0	5				
25	Rohlmann, Aaron	0-0	0-0	0-0	0	2	2	0	0	0	0	0	2				
42	Huffman, Brandon	2-4	0-0	0-0	0	1	2	4	0	0	0	0	9				
Team						0 2 2											
Totals		31-62	6-18	18-21	9	28	37	15	86	20	7	3	200				

FG % 1st Half: 16-31 51.6% 2nd half: 15-31 48.4% Game: 31-62 50.0%
 3FG % 1st Half: 3-11 27.3% 2nd half: 3-7 42.9% Game: 6-18 33.3%
 FT % 1st Half: 10-10 100.0% 2nd half: 8-11 72.7% Game: 18-21 85.7%

Officials: Lee Cassell, Tim Comer, A.J. Desai
 Technical fouls: UNI-None. #9 North Carolina-None.
 Attendance: 18926

Score by periods	1st	2nd	Total
UNI	31	38	69
#9 North Carolina	45	41	86

Points	In	Off	2nd	Fast	Bench
	Paint	T/O	Chance	Break	
UNI	14	13	14	3	25
UNC	34	18	13	5	28

Last FG - UNI 2nd-01:32. UNC 2nd-04:14.

Score tied - 0 times.

Official Basketball Box Score -- Game Totals -- Final Statistics
Wartburg vs UNI
 11/15/17 7:02 p.m. at Cedar Falls, Iowa (McLeod Center)

Wartburg 43 • 0-1

#	Player	Total			3-Ptr			Rebounds			PF	TP	A	TO	Blk	Stl	Min
		FG-FGA	FG-FGA	FT-FTA	FG-FGA	FG-FGA	FT-FTA	Off	Def	Tot							
04	HERMAN, SAWYER	2-8	2-8	4-4	0	3	3	4	10	0	1	0	1	18			
10	KICKBUSH, CAM	2-8	2-4	0-0	2	1	3	1	6	1	3	0	2	22			
12	WOESTE, NATE	2-7	1-4	0-0	1	7	8	3	5	1	3	2	1	27			
14	SABUS, JARAN	5-11	0-1	2-2	0	5	5	1	12	1	2	0	0	28			
04	GEHLING, JOSH	2-7	0-0	0-0	0	3	3	4	0	1	1	1	21				
00	MOORE, CAMRY	0-1	0-0	0-0	0	0	0	0	0	1	0	1	2				
01	LARSON, TREVOR	0-2	0-1	0-0	1	2	3	1	0	2	2	0	1	14			
05	BROWN, CLIFTON	1-5	0-0	0-0	1	2	3	4	2	1	0	0	7				
15	ZUMBACH, TYLER	1-3	0-1	0-0	2	2	4	0	2	1	0	1	9				
20	CONNELLY, COLTEN	0-0	0-0	0-0	0	0	0	0	0	2	0	0	5				
21	SMITH, DRAHOS, MAX	0-4	0-0	0-0	0	1	1	3	0	3	0	1	18				
22	STULKEN, RYAN	0-4	0-2	2-2	2	3	5	3	2	0	0	0	18				
25	BADER, BO	0-0	0-0	0-0	0	0	0	0	0	0	0	0	4				
30	GOSNELL, TRENTON	0-0	0-0	0-0	0	0	0	0	0	0	0	0	2				
31	SCHULT, CAMERON	0-0	0-0	0-0	0	0	0	0	0	0	0	0	1				
34	WERKMAN, COLLIN	0-2	0-0	0-0	0	0	0	0	0	0	0	0	2				
44	SPRUNG, EVAN	0-0	0-0	0-0	0	0	0	0	0	0	0	0	1				
50	SEPMANN, ANDREW	0-0	0-0	0-0	0	0	0	0	0	0	0	0	1				
Team						2 0 2											
Totals		15-62	5-23	8-8	11	29	40	23	43	5	20	3	9	200			

FG % 1st Half: 9-30 30.0% 2nd half: 6-32 18.8% Game: 15-62 24.2%
 3FG % 1st Half: 4-12 33.3% 2nd half: 1-11 9.1% Game: 5-23 21.7%
 FT % 1st Half: 4-4 100.0% 2nd half: 4-4 100.0% Game: 8-8 100.0%

UNI 72 • 2-1

#	Player	Total			3-Ptr			Rebounds			PF	TP	A	TO	Blk	Stl	Min
		FG-FGA	FG-FGA	FT-FTA	FG-FGA	FG-FGA	FT-FTA	Off	Def	Tot							
02	Carlson, Clint	2-3	0-1	0-0	0	6	6	2	4	0	2	0	0	17			
04	Pickford, Tywhon	4-10	1-6	0-0	5	8	13	3	9	1	1	1	27				
13	McCloud, Juwan	3-15	0-6	1-1	0	4	4	0	7	1	1	0	39				
24	Brown, Isaiah	3-9	2-8	0-2	1	3	4	2	8	2	0	1	3	24			
25	Koch, Bennett	8-8	0-0	9-12	1	7	8	3	25	1	5	1	23				
01	McDermott, Adam	1-3	1-3	0-0	1	1	1	3	1	1	0	2	19				
03	Friedman, Ted	1-1	0-0	0-1	3	1	4	2	2	0	1	0	10				
10	Wentzien, Miles	0-2	0-0	0-0	0	1	1	1	0	1	1	0	9				
03	Friedman, Ted	1-2	0-0	0-0	1	0	1	0	4	0	0	0	3				
22	Lohaus, Tanner	1-2	1-1	0-0	0	1	1	0	3	0	0	0	3				
30	Haldeman, Spencer	0-5	0-5	5-7	0	3	3	0	5	1	0	2	20				
34	McDonnell, Luke	1-3	0-1	0-0	1	1	2	1	2	0	1	3	6				
Team						2 0 2											
Totals		26-64	5-31	15-23	14	36	50	15	72	7	14	7	12	200			

FG % 1st Half: 11-35 31.4% 2nd half: 15-29 51.7% Game: 26-64 40.6%
 3FG % 1st Half: 3-22 13.6% 2nd half: 2-9 22.2% Game: 5-31 16.1%
 FT % 1st Half: 6-11 54.5% 2nd half: 9-12 75.0% Game: 15-23 65.2%

Officials: Roland Simmons, Dave Cusick, Pat Boeh
 Technical fouls: Wartburg-None. UNI-None.
 Attendance: 3678

Score by periods	1st	2nd	Total
Wartburg	26	17	43
UNI	31	41	72

Points	In	Off	2nd	Fast	Bench
	Paint	T/O	Chance	Break	
WARMBB	20	11	7	0	6
UNI	42	14	14	6	19

Last FG - WARMBB 2nd-07:02. UNI 2nd-00:40.
 Largest lead - WARMBB None, UNI by 29 2nd-00:40.

Score tied - 0 times.
 Lead changed - 0 times.

Official Basketball Box Score -- Game Totals -- Final Statistics
Alcorn State vs UNI
 11/13/17 7:07 p.m. at Cedar Falls, Iowa (McLeod Center)

Alcorn State 45 • 0-3

#	Player	Total			3-Ptr			Rebounds			PF	TP	A	TO	Blk	Stl	Min
		FG-FGA	FG-FGA	FT-FTA	FG-FGA	FG-FGA	FT-FTA	Off	Def	Tot							
01	Avery Patterson	1-3	0-1	0-0	0	1	1	2	2	0	0	0	1	16			
02	A.J. Mosby	6-11	3-6	0-1	0	4	4	0	15	3	1	0	30				
04	Dante Sterling	2-8	1-4	1-2	0	1	1	1	6	0	2	1	21				
20	Yalen Reed	0-2	0-0	0-0	0	1	1	3	0	1	0	2	21				
24	Reginal Johnson	3-9	1-4	0-0	1	5	6	1	7	1	1	0	25				
03	Tyler Carter	0-3	0-1	2-2	1	4	5	3	2	0	0	0	4				
05	Maurice Howard	2-8	2-5	2-2	0	0	0	2	8	1	1	0	24				
22	TyQuaylon Smith	0-0	0-0	0-0	0	3	3	0	0	0	1	0	7				
23	Troymain Crosby	0-1	0-1	0-1	0	0	0	1	0	0	2	0	9				
35	Khari Jabriel Allen	1-6	0-1	1-1	1	1	2	1	3	0	2	1	21				
50	Devon Brewer	1-2	0-0	0-1	0	0	0	4	2	0	0	0	6				
Team																	

Official Basketball Box Score -- Game Totals -- Final Statistics
UNI vs SMU
11/22/17 9:31 p.m. at Imperial Arena, Paradise Island, Bahamas

UNI 61 • 4-1

##	Player	Total		3-Ptr		Rebounds			PF	TP	A	TO	Blk	Stl	Min
		FG-FGA	FG-FGA	FT-FTA	Off	Def	Tot								
02	Carlson, Klint	f	3-6	1-4	0-0	0	8	8	2	7	3	2	1	0	40
25	Koch, Bennett	f	3-7	0-0	6-9	3	5	8	3	12	0	4	1	1	29
04	Pickford, Tywhon	g	4-8	3-6	0-0	1	8	9	2	11	1	1	0	1	34
13	McCloud, Juwan	g	5-10	0-2	0-0	0	1	1	1	10	3	5	1	1	33
24	Brown, Isaiah	g	2-4	0-2	0-0	0	2	2	2	4	2	0	1	0	20
21	Rhodes, Hunter	g	0-0	0-0	0-0	0	0	0	0	0	1	0	0	0	7
30	Haldeman, Spencer	g	5-11	4-8	1-2	1	3	4	2	15	1	3	0	0	29
50	Phyfe, Austin	g	1-2	0-0	0-0	0	0	0	0	2	0	0	0	0	8
Team						4	1	5			2				
Totals			23-48	8-22	7-11	9	28	37	12	61	10	18	4	3	200

FG % 1st Half: 12-26 46.2% 2nd half: 11-22 50.0% Game: 23-48 47.9%
 3FG % 1st Half: 6-14 42.9% 2nd half: 2-8 25.0% Game: 8-22 36.4%
 FT % 1st Half: 1-4 25.0% 2nd half: 6-7 85.7% Game: 7-11 63.6%

Deadball Rebounds: 3

SMU 58 • 4-1

##	Player	Total		3-Ptr		Rebounds			PF	TP	A	TO	Blk	Stl	Min
		FG-FGA	FG-FGA	FT-FTA	Off	Def	Tot								
05	CHARGOIS, Ethan	f	0-3	0-3	0-0	0	0	0	2	0	1	1	1	0	11
01	MILTON, Shake	g	5-19	1-7	3-3	1	4	5	1	14	6	3	0	1	40
10	FOSTER, Jarrey	g	8-14	3-5	0-0	4	1	5	0	19	0	2	2	1	38
21	EMELOGU, Ben	g	3-10	1-4	2-2	1	3	4	3	9	2	2	0	2	38
31	WHITT, Jimmy	g	5-10	0-0	1-2	2	4	6	1	11	4	2	2	1	37
03	DOUGLAS, William	g	0-1	0-1	0-0	0	1	1	1	0	0	0	0	0	4
20	LANDRUM, Elijah	g	0-0	0-0	0-0	0	1	1	0	0	0	0	0	0	3
24	RAY, Everett	g	2-2	1-1	0-2	0	3	3	5	5	1	2	0	0	29
Team						2	0	2							
Totals			23-59	6-21	6-9	10	17	27	13	58	14	12	5	5	200

FG % 1st Half: 10-28 35.7% 2nd half: 13-31 41.9% Game: 23-59 39.0%
 3FG % 1st Half: 2-8 25.0% 2nd half: 4-13 30.8% Game: 6-21 28.6%
 FT % 1st Half: 1-1 100.0 2nd half: 5-8 62.5% Game: 6-9 66.7%

Deadball Rebounds: 1

Officials: Jamie Luckie, Olandis Poole, Davis Maxwell
 Technical fouls: UNI-None. SMU-None.
 Attendance: 909
 2017 Bad Boy Mowers Battle 4 Atlantis - Game 4

Score by periods	1st	2nd	Total
UNI	31	30	61
SMU	23	35	58

Last FG - UNI 2nd-02:10, SMU 2nd-00:02.
 Largest lead - UNI by 15 1st-04:35, SMU by 5 1st-13:50.
 UNI led for 29:25. SMU led for 09:08. Game was tied for 01:15.

	In	Off	2nd	Fast	Bench
Points	Paint	T/O	Chance	Break	
UNI	22	13	8	4	17
SMU	28	12	9	2	5

Score tied - 2 times.
 Lead changed - 1 time.

Official Basketball Box Score -- Game Totals -- Final Statistics
UNI vs #5 Villanova
11/24/17 12:02 p.m. at Imperial Arena, Paradise Island, Bahamas

UNI 50 • 5-2

##	Player	Total		3-Ptr		Rebounds			PF	TP	A	TO	Blk	Stl	Min
		FG-FGA	FG-FGA	FT-FTA	Off	Def	Tot								
02	Carlson, Klint	f	3-8	1-3	0-0	1	7	8	2	7	1	2	1	0	40-
25	Koch, Bennett	f	5-7	0-0	0-0	3	9	12	3	10	0	3	3	0	36
04	Pickford, Tywhon	g	4-12	1-9	0-0	2	8	10	1	9	1	0	0	0	38
13	McCloud, Juwan	g	6-19	1-6	0-0	0	0	0	3	13	4	3	1	2	36
24	Brown, Isaiah	g	2-3	1-2	0-0	1	2	3	1	5	0	3	0	0	18
22	Lohaus, Tanner	g	0-1	0-1	0-0	0	0	0	0	0	0	0	0	0	0+
30	Haldeman, Spencer	g	2-3	2-2	0-0	0	2	2	3	6	1	0	0	0	29
50	Phyfe, Austin	g	0-0	0-0	0-0	0	0	0	1	0	0	0	0	0	3
Team						2	0	2			3				
Totals			22-53	6-23	0-0	9	28	37	14	50	7	14	5	2	200

FG % 1st Half: 13-26 50.0% 2nd half: 9-27 33.3% Game: 22-53 41.5%
 3FG % 1st Half: 3-11 27.3% 2nd half: 3-12 25.0% Game: 6-23 26.1%
 FT % 1st Half: 0-0 0.0% 2nd half: 0-0 0.0% Game: 0-0 0.0%

Deadball Rebounds: 0

#5 Villanova 64 • 6-0

##	Player	Total		3-Ptr		Rebounds			PF	TP	A	TO	Blk	Stl	Min
		FG-FGA	FG-FGA	FT-FTA	Off	Def	Tot								
04	PASCHALL, Eric	f	4-8	0-1	2-2	1	4	5	2	10	0	1	2	0	26
14	SPELLMAN, Omari	f	0-8	0-4	0-0	3	3	6	1	0	0	0	1	1	20
01	BRUNSON, Jalen	g	6-9	3-6	1-3	0	4	4	0	16	4	1	0	2	34
05	BOOTH, Phil	g	3-8	3-5	3-4	0	1	1	1	12	2	0	0	0	34
25	BRIDGES, Mikal	g	8-14	2-5	0-0	2	5	7	0	18	1	0	1	1	40-
02	GILLESPIE, Collin	g	0-0	0-0	0-0	0	0	0	0	1	0	0	0	0	10
10	DIVINCENZO, Donte	g	3-9	0-4	2-2	1	3	4	2	8	2	1	0	2	34
21	COSBY-ROUNDTREE, D	g	0-0	0-0	0-0	0	1	1	0	0	0	0	0	0	2
23	SAMUELS, Jermaine	g	0-0	0-0	0-0	0	0	0	0	0	0	0	0	0	0+
Team						0	1	1							
Totals			24-56	8-25	8-11	7	22	29	6	64	10	3	4	6	200

FG % 1st Half: 13-30 43.3% 2nd half: 11-26 42.3% Game: 24-56 42.9%
 3FG % 1st Half: 3-12 25.0% 2nd half: 5-13 38.5% Game: 8-25 32.0%
 FT % 1st Half: 3-4 75.0% 2nd half: 5-7 71.4% Game: 8-11 72.7%

Deadball Rebounds: 0

Officials: Mike Stuart, Mike Roberts, Bert Smith
 Technical fouls: UNI-None. #5 Villanova-None.
 Attendance: 2831
 2017 Bad Boy Mowers Battle 4 Atlantis - Championship Game

Score by periods	1st	2nd	Total
UNI	29	21	50
#5 Villanova	32	32	64

Last FG - UNI 2nd-00:47, VU 2nd-01:06.
 Largest lead - UNI by 1 1st-03:45, VU by 15 2nd-01:06.

	In	Off	2nd	Fast	Bench
Points	Paint	T/O	Chance	Break	
UNI	32	2	8	0	6
VU	28	11	5	4	8

Score tied - 1 time.
 Lead changed - 4 times.

Official Basketball Box Score -- Game Totals -- Final Statistics
NC State vs UNI
11/23/17 3:01 p.m. at Imperial Arena, Paradise Island, Bahamas

NC State 60 • 5-1

##	Player	Total		3-Ptr		Rebounds			PF	TP	A	TO	Blk	Stl	Min
		FG-FGA	FG-FGA	FT-FTA	Off	Def	Tot								
01	FREEMAN, Lennard	f	2-2	0-0	0-0	0	2	2	3	4	0	0	1	1	11
02	DORN, Torin	g	2-7	0-2	2-2	3	2	5	3	6	0	1	0	0	22
11	JOHNSON, Markell	g	3-10	2-4	1-1	0	1	1	2	9	3	3	0	1	21
12	FREEMAN, Allerik	g	3-12	2-8	3-5	3	5	8	0	11	2	5	0	2	38
15	HUNT, Sam	g	0-2	0-2	0-0	0	1	1	1	1	0	1	0	0	14
00	ABU, Abdul-Malik	g	2-4	0-1	0-1	2	2	4	4	4	0	2	0	0	20
03	BATTS, Lavar	g	0-5	0-3	1-2	0	1	1	0	1	0	1	0	0	2
10	BEVERLY, Braxton	g	3-10	2-7	0-0	1	3	4	2	8	1	0	0	0	34
14	YURTSEVEN, Omer	g	7-13	2-3	1-2	10	3	13	4	17	1	1	1	0	29
Team						1	4	5							
Totals			22-65	8-30	8-13	20	24	44	19	60	7	14	4	6	200

FG % 1st Half: 12-33 36.4% 2nd half: 10-32 31.3% Game: 22-65 33.8%
 3FG % 1st Half: 3-11 27.3% 2nd half: 5-19 26.3% Game: 8-30 26.7%
 FT % 1st Half: 5-9 55.6% 2nd half: 3-4 75.0% Game: 8-13 61.5%

Deadball Rebounds: 2

UNI 64 • 5-1

##	Player	Total		3-Ptr		Rebounds			PF	TP	A	TO	Blk	Stl	Min
		FG-FGA	FG-FGA	FT-FTA	Off	Def	Tot								
02	Carlson, Klint	f	1-9	0-4	0-0	1	3	4	2	2	2	1	0	0	37
25	Koch, Bennett	f	5-7	0-0	6-6	2	3	5	3	16	0	3	1	3	29
04	Pickford, Tywhon	g	6-15	2-6	4-6	7	11	18	2	18	0	0	0	1	37
13	McCloud, Juwan	g	6-14	2-4	2-3	0	2	2	0	16	3	5	0	1	39
24	Brown, Isaiah	g	2-6	1-3	5-7	0	3	3	1	10	1	0	0	1	35
03	Friedman, Ted	g	0-0	0-0	0-0	1	1	2	0	0	0	0	0	0	2
30	Haldeman, Spencer	g	0-1	0-1	0-0	0	1	1	2	0	0	1	0	0	10
50	Phyfe, Austin	g	1-3	0-0	0-0	1	0	1	3	2	0	0	0	0	11
Team						1	1	2							
Totals			21-55	5-18	17-22	13	25	38	13	64	6	11	1	6	200

FG % 1st Half: 11-30 36.7% 2nd half: 10-25 40.0% Game: 21-55 38.2%
 3FG % 1st Half: 4-11 36.4% 2nd half: 1-7 14.3% Game: 5-18 27.8%
 FT % 1st Half: 6-10 60.0% 2nd half: 11-12 91.7% Game: 17-22 77.3%

Deadball Rebounds:

Official Basketball Box Score -- Game Totals -- Final Statistics
UT Arlington vs UNI
12/07/17 7:07 p.m. at Cedar Falls, Iowa (McLeod Center)

UT Arlington 58 • 7-2

#	Player	Total			3-Ptr			Rebounds			PF	TP	A	TO	Blk	Stl	Min
		FG-FGA	FG-FGA	FT-FTA	FG-FGA	FG-FGA	FT-FTA	Off	Def	Tot							
01	Neal, Erick	4-12	2-8	4-5	0	5	5	1	14	7	2	0	1			35	
03	Hawkins, Nathan	1-5	0-3	0-0	0	0	0	3	2	0	1	0	2			32	
05	Wilson, Kaelon	3-7	2-4	2-2	0	3	3	3	10	2	2	0	0			29	
13	Hamilton, Johnny	2-8	0-0	1-2	4	11	15	1	5	2	1	3	0			26	
25	Hervey, Kevin	7-19	3-10	0-0	0	5	5	0	17	1	2	0	3			33	
02	Bryant, DJ	0-1	0-1	0-0	1	0	1	0	0	2	0	1	1			6	
04	Turner, Davion	3-3	2-2	0-0	0	0	0	2	8	0	0	0	2			12	
15	Muirhead, Scott	0-0	0-0	0-0	0	0	0	0	0	0	0	0	0			0+	
20	Harris, Julian	1-1	0-0	0-0	0	1	1	2	2	0	1	0	0			9	
22	Kabadyundi, Link	0-0	0-0	0-0	0	0	0	1	0	1	0	0	0			4	
23	Clarke, Mairrega	0-0	0-0	0-0	0	1	1	0	0	1	0	1	0			14	
	Team				3	1	4										
	Totals	21-56	9-28	7-9	8	27	35	14	58	12	13	3	10			200	

FG % 1st Half: 8-26 30.8% 2nd half: 13-30 43.3% Game: 21-56 37.5% Deadball Rebounds 2
 3FG % 1st Half: 3-12 25.0% 2nd half: 6-16 37.5% Game: 9-28 32.1%
 FT % 1st Half: 6-7 85.7% 2nd half: 1-2 50.0% Game: 7-9 77.8%

UNI 62 • 7-2

#	Player	Total			3-Ptr			Rebounds			PF	TP	A	TO	Blk	Stl	Min
		FG-FGA	FG-FGA	FT-FTA	FG-FGA	FG-FGA	FT-FTA	Off	Def	Tot							
02	Carlson, Clint	8-13	6-8	2-2	0	3	4	24	1	4	0	0	2			28	
04	Pickford, Tywhon	2-5	0-2	2-2	0	7	7	0	6	3	0	0	2			35	
13	McCloud, Juwan	3-8	2-5	0-2	0	2	2	2	8	2	3	0	1			31	
24	Brown, Isaiah	3-6	1-3	2-2	0	3	3	1	9	3	2	0	2			28	
25	Koch, Bennett	1-6	0-0	1-2	1	6	7	1	3	2	0	0	0			37	
03	Friedman, Ted	0-0	0-0	0-0	0	0	0	0	0	0	0	0	0			0+	
21	Rhodes, Hunter	0-0	0-0	0-0	0	0	0	1	0	0	0	0	1			10	
30	Haldeman, Spencer	4-7	2-4	0-2	1	1	2	10	2	0	0	1	1			17	
23	Lohaus, Wyatt	1-3	0-2	0-0	0	2	2	0	2	0	1	0	1			11	
50	Phyfe, Austin	0-0	0-0	0-0	0	0	0	0	1	0	0	0	0			3	
	Team				0	3	3										
	Totals	22-48	11-24	7-12	2	27	29	10	62	12	12	0	8			200	

FG % 1st Half: 12-24 50.0% 2nd half: 10-24 41.7% Game: 22-48 45.8% Deadball Rebounds 2
 3FG % 1st Half: 5-11 45.5% 2nd half: 6-13 46.2% Game: 11-24 45.8%
 FT % 1st Half: 0-2 0.0% 2nd half: 7-10 70.0% Game: 7-12 58.3%

Officials: Mike Stuart, Don Daily, K.B. Burdett Jr.
 Technical fouls: UT Arlington-None. UNI-None.
 Attendance: 3630

Score by periods	1st	2nd	Total
UT Arlington	25	33	58
UNI	29	33	62

Points	In	Off	2nd	Fast	Bench
UTA	22	13	9	8	10
UNI	12	15	3	2	12

Last FG - UTA 2nd-00:50, UNI 2nd-00:25.
 Largest lead - UTA by 7 2nd-09:11, UNI by 9 1st-10:53.
 UTA led for 09:02. UNI led for 28:36. Game was tied for 02:22.

Official Basketball Box Score -- Game Totals -- Final Statistics
Iowa State vs UNI
12/16/17 3:37 p.m. at Wells Fargo Arena (Des Moines, Iowa)

Iowa State 76 • 8-2

#	Player	Total			3-Ptr			Rebounds			PF	TP	A	TO	Blk	Stl	Min
		FG-FGA	FG-FGA	FT-FTA	FG-FGA	FG-FGA	FT-FTA	Off	Def	Tot							
33	Young, Solomon	3-7	1-2	1-2	2	4	6	3	8	1	0	2	0			23	
05	Beverly, Jeff	3-4	2-2	2-2	1	3	4	5	10	0	2	0	0			21	
01	Weiler-Babb, Nick	4-14	1-4	6-8	1	8	9	3	15	4	3	0	1			38	
04	Jackson, Donovan	2-8	1-4	5-6	0	0	0	0	10	0	1	0	0			29	
05	Wigginton, Lindell	7-12	1-3	5-6	1	6	7	0	20	2	0	0	0			40	
02	Lard, Cameron	5-6	0-0	0-0	2	2	4	2	10	0	2	0	3			17	
24	Lewis, Terrence	0-3	0-0	0-0	2	2	4	2	0	2	1	1	0			13	
30	Brase, Hans	1-4	1-4	0-0	0	5	5	1	3	0	0	1	0			19	
	Team				1	2	3										
	Totals	25-58	7-19	19-24	10	32	42	16	76	9	9	4	4			200	

FG % 1st Half: 11-34 32.4% 2nd half: 14-24 58.3% Game: 25-58 43.1% Deadball Rebounds 4
 3FG % 1st Half: 3-12 25.0% 2nd half: 4-7 57.1% Game: 7-19 36.8%
 FT % 1st Half: 5-7 71.4% 2nd half: 14-17 82.4% Game: 19-24 79.2%

UNI 65 • 8-3

#	Player	Total			3-Ptr			Rebounds			PF	TP	A	TO	Blk	Stl	Min
		FG-FGA	FG-FGA	FT-FTA	FG-FGA	FG-FGA	FT-FTA	Off	Def	Tot							
02	Carlson, Clint	5-16	0-3	3-5	2	5	7	2	13	2	1	0	1			38	
25	Koch, Bennett	2-7	0-0	0-1	4	4	8	4	4	0	1	0	1			29	
04	Pickford, Tywhon	2-10	2-7	2-2	0	5	5	1	8	1	0	0	0			18	
13	McCloud, Juwan	3-9	1-4	3-4	0	0	0	2	10	3	0	0	1			37	
24	Brown, Isaiah	0-3	0-1	0-0	1	3	4	2	0	1	0	0	0			14	
21	Rhodes, Hunter	0-0	0-0	0-0	0	0	0	1	0	0	0	0	0			3	
30	Haldeman, Spencer	4-6	4-6	0-0	0	1	1	4	12	0	1	0	0			29	
33	Lohaus, Wyatt	6-12	2-5	2-2	1	4	5	2	16	2	2	0	0			25	
50	Phyfe, Austin	1-1	0-0	0-0	1	1	2	3	2	0	1	0	1			7	
	Team				2	1	3										
	Totals	23-64	9-26	10-14	11	24	35	21	65	9	9	0	4			200	

FG % 1st Half: 13-34 38.2% 2nd half: 10-30 33.3% Game: 23-64 35.9% Deadball Rebounds 2
 3FG % 1st Half: 5-14 35.7% 2nd half: 4-12 33.3% Game: 9-26 34.6%
 FT % 1st Half: 2-3 66.7% 2nd half: 8-11 72.7% Game: 10-14 71.4%

Officials: Paul Janssen, Ray Natili, Bret Smith
 Technical fouls: Iowa State-None. UNI-None.
 Attendance: 13828
 HyVee Classic
 Fouled Out: ISU: #55 Beverly @ 39.3 (2nd)

Score by periods	1st	2nd	Total
Iowa State	30	46	76
UNI	33	32	65

Points	In	Off	2nd	Fast	Bench
IAST	24	14	12	6	13
UNI	20	10	12	5	30

Last FG - IAST 2nd-01:08, UNI 2nd-00:28.
 Largest lead - IAST by 16 2nd-01:08, UNI by 6 1st-06:51.
 IAST led for 13:59. UNI led for 23:44. Game was tied for 02:17.

Score tied - 6 times.
 Lead changed - 6 times.

Official Basketball Box Score -- Game Totals -- Final Statistics
Dubuque vs UNI
12/10/17 4:02 PM at Cedar Falls, Iowa (McLeod Center)

Dubuque 47 • 5-4

#	Player	Total			3-Ptr			Rebounds			PF	TP	A	TO	Blk	Stl	Min
		FG-FGA	FG-FGA	FT-FTA	FG-FGA	FG-FGA	FT-FTA	Off	Def	Tot							
15	Lake, TJ	3-13	1-4	0-0	0	4	4	1	7	1	2	0	0			27	
20	Atwater, Jaramee	6-21	2-8	2-2	2	6	8	1	16	1	1	0	2			30	
24	McDaniel, Marcus	2-7	2-7	0-0	1	1	2	1	6	1	2	1	0			21	
33	Ragen, Peter	0-4	0-2	0-0	1	2	3	4	0	1	0	0	0			18	
42	Daniels, Lucas	1-5	0-0	0-0	2	1	3	1	2	0	0	1	0			21	
01	Calvert, Fred	1-2	1-2	0-0	0	2	2	1	3	0	0	0	0			4	
02	Squiers, Colin	0-0	0-0	0-0	0	0	0	0	0	0	0	0	0			2	
03	Easton, Jarrett	0-0	0-0	0-0	0	2	2	1	0	0	0	0	0			4	
05	Randolph, Zach	1-3	1-3	0-0	0	0	0	0	3	1	0	0	0			14	
10	Bentley, William	0-0	0-0	0-0	0	0	0	0	0	0	0	0	0			1	
11	Clayton, Jayden	0-0	0-0	0-0	0	0	0	0	0	0	0	0	0			6	
12	Soenksen, Dakota	0-2	0-2	0-0	0	0	0	0	0	2	0	0	0			4	
22	Hundley, Dylan	0-0	0-0	0-0	1	0	1	0	0	0	0	0	0			3	
25	Wright, Wynston	1-1	0-0	0-0	0	0	0	0	2	0	0	1	0			1	
30	Thompson, Henry	1-3	1-3	0-0	1	2	3	0	3	0	0	1	0			7	
32	Newsome, Deonte	0-1	0-0	0-0	0	0	0	1	0	0	0	1	0			9	
40	Williams, Michael	2-5	1-2	0-0	0	1	1	1	5	0	1	0	1			9	
45	Smith, Justin	0-0	0-0	0-0	0	3	3	2	0	0	3	0	0			19	
	Team				2	0	2										
	Totals	18-67	9-33	2-2	10	24	34	14	47	7	11	3	4			200	

FG % 1st Half: 8-38 21.1% 2nd half: 10-29 34.5% Game: 18-67 26.9% Deadball Rebounds 0
 3FG % 1st Half: 3-17 17.6% 2nd half: 6-16 37.5% Game: 9-33 27.3%
 FT % 1st Half: 0-0 0.0% 2nd half: 2-2 100.0% Game: 2-2 100.0%

UNI 80 • 8-2

#	Player	Total			3-Ptr			Rebounds			PF	TP	A	TO	Blk	Stl	Min
		FG-FGA	FG-FGA	FT-FTA	FG-FGA	FG-FGA	FT-FTA	Off	Def	Tot							
02	Carlson, Clint	2-2	0-0	0-0	0	2	2	0	4	1	2	0	0			16	
04	Pickford, Tywhon	1-5	0-2	2-2	1	4	5	0									

Official Basketball Box Score -- Game Totals -- Final Statistics Southern Illinois vs UNI

12/28/17 7:02 pm at Cedar Falls, Iowa (McLeod Center)

Southern Illinois 56 • 9-5, 1-0 MVC

#	Player	Total			3-Ptr			Rebounds			PF	TP	A	TO	Bk	Stl	Min
		FG-FGA	FG-FGA	FT-FTA	FG-FGA	FG-FGA	FT-FTA	Off	Def	Tot							
10	Cook, Aaron	* 4-7	1-3	0-1	0	2	2	1	9	4	2	0	2	35			
11	Smithpeters, Tyler	* 2-5	2-4	1-4	2	3	5	3	7	0	0	1	24				
13	Lloyd, Sean	* 3-6	0-2	0-0	2	6	8	2	6	0	2	0	37				
22	Fletcher, Armon	* 3-7	2-4	0-0	1	4	5	1	8	0	1	1	24				
33	Pippen, Kavion	* 6-12	0-0	2-4	1	4	5	4	14	1	1	1	31				
00	Wiley, Jonathan	0-3	0-0	0-0	0	4	4	1	0	3	1	1	16				
03	Bartley, Marcus	4-7	4-6	0-1	0	4	4	1	12	2	2	0	24				
04	Stradnieks, Rudy	0-3	0-1	0-0	0	0	0	1	0	0	0	0	7				
25	Gooch, Brendon	0-1	0-1	0-0	1	0	1	0	0	0	0	0	2				
Team					0	0	0										
Totals		22-51	9-21	3-10	7	27	34	14	56	10	9	3	3	200			

FG % 1st Half: 10-26 38.5% 2nd half: 12-25 48.0% Game: 22-51 43.1% Deadball Rebounds 1
 3FG % 1st Half: 2-11 18.2% 2nd half: 7-10 70.0% Game: 9-21 42.9%
 FT % 1st Half: 0-0 0.0% 2nd half: 3-10 30.0% Game: 3-10 30.0%

UNI 53 • 8-5, 0-1 MVC

#	Player	Total			3-Ptr			Rebounds			PF	TP	A	TO	Bk	Stl	Min
		FG-FGA	FG-FGA	FT-FTA	FG-FGA	FG-FGA	FT-FTA	Off	Def	Tot							
02	Carlson, Clint	* 3-10	0-3	2-4	3	9	12	4	8	2	2	1	0	40			
04	Pickford, Tywhon	* 5-9	1-4	2-2	1	4	5	4	13	1	0	0	1	25			
13	McCloud, Juwan	* 3-7	1-4	0-0	0	2	2	2	7	2	1	0	2	30			
24	Brown, Isaiah	* 2-8	0-4	1-1	0	0	0	1	5	2	1	0	0	32			
05	Koch, Bennett	* 2-8	0-0	1-1	3	5	8	2	5	0	4	0	0	22			
01	McDermott, Adam	0-0	0-0	0-0	0	0	0	0	0	0	0	0	1	2			
21	Rhodes, Hunter	2-2	1-1	0-0	0	0	0	0	5	0	0	0	0	9			
33	Lohaus, Wyatt	3-8	2-4	0-0	0	6	6	0	8	0	2	0	0	25			
50	Phyfe, Austin	1-2	0-0	0-0	0	1	1	1	2	0	0	0	0	15			
Team					1	1	2										
Totals		21-54	5-20	6-8	8	28	36	14	53	7	10	1	4	200			

FG % 1st Half: 11-25 44.0% 2nd half: 10-29 34.5% Game: 21-54 38.9% Deadball Rebounds 0
 3FG % 1st Half: 3-9 33.3% 2nd half: 2-11 18.2% Game: 5-20 25.0%
 FT % 1st Half: 0-0 0.0% 2nd half: 6-8 75.0% Game: 6-8 75.0%

Officials: Mike Stuart, Gerry Pollard, Gene Grimshaw
 Technical fouls: Southern Illinois-None. UNI-None.
 Attendance: 4933

Score by periods	1st	2nd	Total
Southern Illinois	22	34	56
UNI	25	28	53

Largest lead - SIU by 8 2nd-00:40, UNI by 6 1st-00:53.
 SIU led for 22:07. UNI led for 14:32. Game was tied for 03:21.

Points	In	Off	2nd	Fast	Bench
SIU	Paint	T/O	Chance	Break	
UNI	22	13	6	2	12
UNI	28	10	8	6	15

Score tied - 2 times.
 Lead changed - 8 times.

Official Basketball Box Score -- Game Totals -- Final Statistics UNI vs Bradley

12/31/17 1:02 p.m. at Peoria, Ill. (Carver Arena)

UNI 53 • 8-6, 0-2 MVC

#	Player	Total			3-Ptr			Rebounds			PF	TP	A	TO	Bk	Stl	Min
		FG-FGA	FG-FGA	FT-FTA	FG-FGA	FG-FGA	FT-FTA	Off	Def	Tot							
02	Carlson, Clint	r 0-0	0-0	0-0	0	3	3	2	0	0	3	0	0	17			
25	Koch, Bennett	r 2-3	0-0	1-2	1	2	3	1	5	1	1	0	0	18			
04	Pickford, Tywhon	g 3-10	0-5	2-3	2	6	8	2	8	0	0	0	0	30			
13	McCloud, Juwan	g 0-3	0-1	0-0	0	1	1	0	0	4	3	0	0	30			
24	Brown, Isaiah	g 6-13	5-8	0-0	2	3	5	4	17	1	3	0	1	33			
03	Friedman, Ted	0-1	0-0	0-0	0	0	0	3	0	2	0	0	1	12			
21	Rhodes, Hunter	0-1	0-0	0-0	0	1	1	2	0	0	0	0	0	9			
30	Haldeman, Spencer	3-5	2-4	1-1	0	0	0	1	9	2	0	0	2	15			
33	Lohaus, Wyatt	3-11	2-5	3-4	1	1	2	2	11	1	2	0	0	22			
50	Phyfe, Austin	1-2	0-0	1-2	0	3	3	0	3	1	0	0	0	14			
Team					0	1	1										
Totals		18-49	9-23	8-12	6	21	27	17	53	12	13	0	4	200			

FG % 1st Half: 12-24 50.0% 2nd half: 6-25 24.0% Game: 18-49 36.7% Deadball Rebounds 2
 3FG % 1st Half: 5-10 50.0% 2nd half: 4-13 30.8% Game: 9-23 39.1%
 FT % 1st Half: 4-7 57.1% 2nd half: 4-5 80.0% Game: 8-12 66.7%

Bradley 72 • 11-4, 1-1 MVC

#	Player	Total			3-Ptr			Rebounds			PF	TP	A	TO	Bk	Stl	Min
		FG-FGA	FG-FGA	FT-FTA	FG-FGA	FG-FGA	FT-FTA	Off	Def	Tot							
01	Thomas, Donte	r 3-4	0-0	0-0	0	10	10	2	6	0	0	1	0	33			
12	Koch, Koch	c 1-6	0-0	0-0	2	1	3	3	2	0	2	1	0	16			
05	Brown, Darrell	g 8-15	5-8	3-4	0	1	1	2	24	5	3	0	2	35			
23	Lautier-Ogunleye, D.	g 3-5	0-0	2-2	2	1	3	3	8	3	1	0	1	25			
25	Kennell, Nate	g 3-9	2-4	6-6	1	6	7	1	14	1	1	0	0	31			
10	Childs, Elijah	3-5	1-1	2-2	1	3	4	3	9	0	0	1	1	13			
13	van Bree, Luuk	1-2	0-0	1-2	0	2	2	1	3	0	1	3	0	17			
21	Stipanovich, Ryan	1-1	1-1	0-0	0	0	0	0	3	0	0	0	0	6			
35	Hodgson, Jayden	0-1	0-0	3-4	0	2	2	3	3	5	1	0	0	24			
Team					0	1	1										
Totals		23-48	9-14	17-20	6	27	33	18	72	14	9	6	4	200			

FG % 1st Half: 10-24 41.7% 2nd half: 13-24 54.2% Game: 23-48 47.9% Deadball Rebounds 1
 3FG % 1st Half: 4-8 50.0% 2nd half: 5-6 83.3% Game: 9-23 39.1%
 FT % 1st Half: 8-10 80.0% 2nd half: 9-10 90.0% Game: 17-20 85.0%

Officials: Paul Janssen, Jeff Malham, K.B. Burdett, Jr.
 Technical fouls: UNI-None. Bradley-None.
 Attendance: 5684

Score by periods	1st	2nd	Total
UNI	33	20	53
Bradley	32	40	72

Largest lead - UNI by 5 2nd-16:54, BRAD by 20 2nd-06:07.

Points	In	Off	2nd	Fast	Bench
UNI	Paint	T/O	Chance	Break	
UNI	14	13	4	5	23
BRAD	22	12	6	5	18

Score tied - 4 times.
 Lead changed - 8 times.

Official Basketball Box Score -- Game Totals -- Final Statistics UNI vs Missouri State

01/04/18 8:10 p.m. at JQH Arena, Springfield, Mo.

UNI 55 • 8-7 (0-3 MVC)

#	Player	Total			3-Ptr			Rebounds			PF	TP	A	TO	Bk	Stl	Min
		FG-FGA	FG-FGA	FT-FTA	FG-FGA	FG-FGA	FT-FTA	Off	Def	Tot							
02	Carlson, Clint	f 6-15	2-5	2-3	1	8	9	4	16	2	1	0	2	34			
25	Koch, Bennett	f 5-7	0-0	4-5	0	0	0	4	14	0	2	1	0	20			
04	Pickford, Tywhon	g 7-13	2-7	2-3	2	8	10	1	18	4	2	0	0	37			
13	McCloud, Juwan	g 1-5	0-2	0-0	0	1	1	2	2	0	0	0	0	19			
24	Brown, Isaiah	g 0-1	0-0	1-2	0	0	0	4	1	0	1	1	0	25			
01	McDermott, Adam	0-1	0-0	0-0	0	2	2	1	0	0	0	0	0	9			
03	Friedman, Ted	0-0	0-0	0-0	0	0	0	2	0	0	1	0	0	3			
21	Rhodes, Hunter	0-1	0-0	0-0	0	0	0	3	0	0	0	0	0	6			
30	Haldeman, Spencer	0-3	0-2	1-2	0	1	1	3	1	2	1	0	1	19			
33	Lohaus, Wyatt	1-5	0-1	1-2	0	1	1	1	3	1	0	0	1	18			
34	McDonnell, Luke	0-1	0-1	0-0	0	0	0	0	0	0	0	0	0	2			
50	Phyfe, Austin	0-1	0-0	0-2	0	0	0	0	0	0	0	0	0	8			
Team					1	1	2										
Totals		20-53	4-18	11-19	4	22	26	25	55	9	6	3	5	200			

FG % 1st Half: 7-22 31.8% 2nd half: 13-31 41.9% Game: 20-53 37.7% Deadball Rebounds 2.1
 3FG % 1st Half: 1-8 12.5% 2nd half: 3-10 30.0% Game: 4-18 22.2%
 FT % 1st Half: 7-14 50.0% 2nd half: 4-5 80.0% Game: 11-19 57.9%

Missouri State 62 • 13-3 (3-0 MVC)

#	Player	Total			3-Ptr			Rebounds			PF	TP	A	TO	Bk	Stl	Min
		FG-FGA	FG-FGA	FT-FTA	FG-FGA	FG-FGA	FT-FTA	Off	Def	Tot							
05	Obediah Church	f 1-3	0-0	0-1	2	5	7	4	2	0	1	1	0	16			
15	Jarrid Rhodes	f 3-7	3-6	0-0	1	1	2	1	9	0	0	0	1	35			
24	Alize Johnson	f 8-19	0-3	8-10	6	14	20	1	24	1	3	2	0	33			
11	Jarred Dixon	g 0-2	0-0	2-2	0	2	2	2	2	1	2	1	0	18			
20	Ryan Kreklow	g 1-8	0-6	2-2	0	2	2	1	4	1	1	0	0	24			
00	Abdul Fofana	0-0	0-0	1-2	0	3	3	2	1	0	1	0	0	11			
02	Reggie Scurry	1-6	0-0	2-4	5	1	6	4	4	0	1	1	2	20			
14	Ronnie Rousseau III	1-2	1-1	0-2	0	1	1	1	3	2	1	0	0	24			
23	J.T. Miller	5-7	0-0	3-4	1	5	6	1	13	1	3	1	0	19			
Team					2	0	2										
Totals		20-54	4-16	18-27	17	34	51	17	62	6	13	6	3	200			

FG % 1st Half: 9-25 36.0% 2nd half: 11-29 37.9% Game: 20-54 37.0% Deadball Rebounds 3.1
 3FG % 1st Half: 2-10 20.0% 2nd half: 2-6 33.3% Game: 4-16 25.0%
 FT % 1st Half: 11-14 78.6% 2nd half: 7-13 53.8% Game: 18-27 66.7%

Officials: Gary Maxwell, Antinio Petty, Zeltson Steed
 Technical fouls: UNI-None. Missouri State-None.
 Attendance: 4934

Score by periods	1st	2nd	Total
UNI	22	33	55
Missouri State	31	31	62

Largest lead - UNI by 5 1st-12:12, MSU by 19 2nd-06:11.
 UNI led for 09:31. MSU led for 25:45. Game was tied for 04:44

Official Basketball Box Score -- Game Totals -- Final Statistics
UNI vs Indiana State
01/10/18 7:07 pm (ET) at Hulman Center (Terre Haute, Ind.)

UNI 67 • 8-9, 0-5 MVC

#	Player	Total			3-Ptr			Rebounds			PF	TP	A	TO	Bk	Stl	Min
		FG	FGA	FT	FTA	Off	Def	Off	Def	Total							
02	Carlson, Clint	4	11	3	6	0	0	1	3	4	1	11	2	1	1	30	
04	Pickford, Tywhon	6	16	2	7	4	5	2	5	7	0	18	0	1	1	35	
13	McCloud, Juwan	2	6	0	1	1	0	0	0	0	0	5	2	2	0	28	
24	Brown, Isaiiah	6	11	1	2	0	0	6	6	6	1	13	5	0	0	39	
25	Koch, Bennett	1	4	0	0	0	1	3	4	3	2	1	0	0	0	13	
21	Rhodes, Hunter	0	0	0	0	0	0	0	0	0	0	0	1	0	0	12	
30	Haldeman, Spencer	0	0	0	0	0	0	0	0	0	0	0	0	0	0	3	
33	Lohaus, Wyatt	4	9	2	2	0	1	1	2	12	3	1	0	0	0	29	
50	Phyfe, Austin	2	2	0	0	2	3	2	1	3	6	0	0	0	0	11	
Team																	
Totals		25	59	8	20	9	11	7	21	28	10	67	13	7	2	200	

FG % 1st Half: 14-32 43.8% 2nd half: 11-27 40.7% Game: 25-59 42.4% Deadball Rebounds 0
 3FG % 1st Half: 6-13 46.2% 2nd half: 2-7 28.6% Game: 8-20 40.0%
 FT % 1st Half: 4-5 80.0% 2nd half: 5-6 83.3% Game: 9-11 81.8%

Indiana State 69 • 8-9, 3-2 MVC

#	Player	Total			3-Ptr			Rebounds			PF	TP	A	TO	Bk	Stl	Min
		FG	FGA	FT	FTA	Off	Def	Off	Def	Total							
02	Barnes, Jordan	10	18	5	12	2	2	0	9	9	2	27	1	0	0	36	
04	Scott, Brenton	5	10	2	5	1	3	0	5	5	0	13	3	5	2	0	36
05	Kessinger, Bronson	0	2	0	0	1	2	0	6	6	2	1	0	0	0	16	
13	Hughes, Clayton	3	4	2	3	0	0	1	1	2	8	3	2	1	1	33	
34	Murphy, Brandon	4	5	0	0	1	2	3	1	4	2	9	2	4	1	0	26
01	Ojinnaka, Demonte	0	2	0	0	0	0	0	0	0	1	0	1	0	0	11	
10	Claycomb, Ethan	0	0	0	0	0	0	0	0	0	0	0	0	0	0	2	
11	Key, Tyreke	3	6	0	1	0	0	4	4	2	6	1	2	1	0	28	
41	Rickman, Emondre	2	4	0	0	1	1	3	4	2	5	0	2	2	0	12	
Team																	
Totals		27	51	9	21	6	10	6	29	35	14	69	11	15	7	3	200

FG % 1st Half: 13-26 50.0% 2nd half: 14-25 56.0% Game: 27-51 52.9% Deadball Rebounds 1
 3FG % 1st Half: 4-9 44.4% 2nd half: 5-12 41.7% Game: 9-21 42.9%
 FT % 1st Half: 1-1 100.0% 2nd half: 5-9 55.6% Game: 6-10 60.0%

Officials: Mike Stuart, Tom O'Neill, Rick Crawford
 Technical fouls: UNI-None. Indiana State-TEAM.
 Attendance: 3216

Score by periods	1st	2nd	Total
UNI	38	29	67
Indiana State	31	38	69

Last FG - UNI 2nd-00:13, INS 2nd-00:01.
 Largest lead - UNI by 11 1st-07:34, INS by 9 1st-16:24.
 UNI led for 22:55, INS led for 15:32. Game was tied for 01:33.

Score tied - 4 times.
 Lead changed - 4 times.

Official Basketball Box Score -- Game Totals -- Final Statistics
Valparaiso vs UNI
01/13/18 7:10 p.m. at Cedar Falls, Iowa (McLeod Center)

Valparaiso 76 • 11-8, 2-4 MVC

#	Player	Total			3-Ptr			Rebounds			PF	TP	A	TO	Bk	Stl	Min
		FG	FGA	FT	FTA	Off	Def	Off	Def	Total							
02	Walker, Tevonn	2	8	0	2	4	0	3	3	4	6	2	2	0	5	30	
03	Joseph, Max	3	7	0	2	4	2	3	5	5	10	0	2	0	2	32	
04	Evelyn, Bakari	7	15	4	9	1	1	1	2	3	19	1	2	0	4	38	
21	Smits, Derrick	1	4	0	0	0	1	2	3	2	1	1	0	0	0	12	
23	McMillan, Mileek	1	4	0	2	0	0	1	1	2	2	0	2	0	0	9	
01	Bradford, Micah	4	12	0	3	0	5	0	1	2	8	9	1	0	1	28	
05	Golder, Markus	7	11	3	5	1	1	2	4	6	4	18	1	0	1	28	
12	Linsens, Marten	1	1	0	0	0	1	1	2	0	2	0	0	1	0	8	
14	Sorolla, Jaume	4	4	0	0	1	1	0	3	3	4	9	0	0	1	15	
Team																	
Totals		30	66	7	23	9	16	8	29	27	76	14	10	3	13	200	

FG % 1st Half: 7-26 26.9% 2nd half: 23-40 57.5% Game: 30-66 45.5% Deadball Rebounds 3
 3FG % 1st Half: 2-10 20.0% 2nd half: 5-13 38.5% Game: 7-23 30.4%
 FT % 1st Half: 5-8 62.5% 2nd half: 4-8 50.0% Game: 9-16 56.3%

UNI 81 • 9-9, 1-5 MVC

#	Player	Total			3-Ptr			Rebounds			PF	TP	A	TO	Bk	Stl	Min
		FG	FGA	FT	FTA	Off	Def	Off	Def	Total							
02	Carlson, Clint	3	10	1	3	4	6	0	4	4	1	11	3	3	0	36	
04	Pickford, Tywhon	6	6	4	4	7	8	1	8	9	2	23	2	5	0	1	35
13	McCloud, Juwan	2	4	0	1	2	1	2	3	4	5	4	2	0	2	28	
24	Brown, Isaiiah	2	8	0	1	3	4	2	5	7	1	7	1	2	0	32	
50	Phyfe, Austin	6	7	0	0	8	4	4	8	4	20	0	3	0	0	23	
21	Rhodes, Hunter	0	1	0	1	0	0	0	0	1	0	0	0	0	0	5	
25	Koch, Bennett	1	5	0	0	0	0	1	1	0	2	0	0	0	0	9	
30	Haldeman, Spencer	2	3	1	2	0	0	2	2	2	5	2	2	0	0	12	
33	Lohaus, Wyatt	0	2	0	1	8	10	0	4	3	8	0	0	0	0	20	
Team																	
Totals		22	46	6	13	31	38	8	32	40	18	81	12	17	0	3	200

FG % 1st Half: 9-26 34.6% 2nd half: 13-20 65.0% Game: 22-46 47.8% Deadball Rebounds 4
 3FG % 1st Half: 3-8 37.5% 2nd half: 3-5 60.0% Game: 6-13 46.2%
 FT % 1st Half: 11-12 91.7% 2nd half: 20-26 76.9% Game: 31-38 81.6%

Officials: Brad Ferrie, David Stevens, Tim Fitzgerald
 Technical fouls: Valparaiso-None. UNI-None.
 Attendance: 4707

Score by periods	1st	2nd	Total
Valparaiso	21	55	76
UNI	32	49	81

Last FG - VALPO 2nd-00:02, UNI 2nd-04:31.
 Largest lead - VALPO None, UNI by 23 2nd-15:05.
 VALPO led for 00:00, UNI led for 37:54. Game was tied for 02:06.

Score tied - 1 time.
 Lead changed - 0 times.

Official Basketball Box Score -- Game Totals -- Final Statistics
Drake vs UNI
01/16/18 7:07 p.m. at Cedar Falls, Iowa (McLeod Center)

Drake 54 • 11-9, 5-2 MVC

#	Player	Total			3-Ptr			Rebounds			PF	TP	A	TO	Bk	Stl	Min
		FG	FGA	FT	FTA	Off	Def	Off	Def	Total							
00	Rivers, C.J.	2	2	0	0	0	8	8	1	4	4	0	0	0	2	28	
04	McMurray, De'Antae	1	12	1	6	0	0	3	3	1	3	2	1	0	2	32	
12	Timmer, Reed	6	12	3	7	4	5	1	3	4	1	19	4	1	0	33	
23	Arogundade, Ore	0	2	0	2	0	0	1	1	3	0	4	0	0	0	20	
35	McGlynn, Nick	6	10	1	1	0	0	3	3	4	13	0	3	1	0	26	
02	Gibbs, Jalen	0	2	0	2	0	0	1	1	0	0	1	0	0	0	11	
03	Woodward, Graham	2	7	2	4	0	0	1	1	3	6	0	1	0	1	26	
14	Thomas, Noah	1	1	1	1	0	0	0	0	0	3	1	1	0	0	9	
22	Schlatter, Casey	3	4	0	0	0	1	1	2	2	6	0	1	0	0	12	
32	Kuenstling, Kory	0	0	0	0	0	0	0	0	3	0	1	0	0	0	3	
Team																	
Totals		21	52	8	23	4	5	2	21	23	18	54	16	11	1	5	200

FG % 1st Half: 12-29 41.4% 2nd half: 9-23 39.1% Game: 21-52 40.4% Deadball Rebounds 1
 3FG % 1st Half: 5-13 38.5% 2nd half: 3-10 30.0% Game: 8-23 34.8%
 FT % 1st Half: 0-0 0.0% 2nd half: 4-5 80.0% Game: 4-5 80.0%

UNI 68 • 10-9, 2-5 MVC

#	Player	Total			3-Ptr			Rebounds			PF	TP	A	TO	Bk	Stl	Min
		FG	FGA	FT	FTA	Off	Def	Off	Def	Total							
02	Carlson, Clint	4	9	0	1	2	1	7	8	1	10	1	0	0	0	40	
04	Pickford, Tywhon	6	9	3	4	1	1	9	10	0	16	2	2	0	1	39	
13	McCloud, Juwan	0	2	0	1	0	0	1	1	0	0	1	0	0	0	10	
24	Brown, Isaiiah	2	7	1	4	2	2	2	2	3	7	2	2	0	2	37	
50	Phyfe, Austin	1	1	0	0	0	0	1	1	2	2	1	2	0	0	4	
25	Koch, Bennett	7	11	0	0	5	6	2	3	5	3	19	2	4	1	30	
30	Haldeman, Spencer	4	9	2	2	0	4	4	4	1	12	1	0	0	0	30	
33	Lohaus, Wyatt	1	3	0	1	0	0	1	1	0	2	0	1	0	0	10	
Team																	
Totals		25															

Official Basketball Box Score -- Game Totals -- Final Statistics
Illinois State vs UNI
01/24/18 7:02 p.m. at Cedar Falls, Iowa (McLeod Center)

Illinois State 72 • 10-11, 4-5 MVC

#	Player	Total			3-Ptr			Rebounds			PF	TP	A	TO	Blk	Stl	Min
		FG-FGA	FG-FGA	FT-FTA	FG-FGA	FG-FGA	FT-FTA	Off	Def	Tot							
03	Evans, Keyshawn	* 9-17	6-11	1-2	0	2	2	3	25	0	3	0	2	33			
04	Ndiaye, David	* 3-6	0-0	0-0	2	1	3	2	6	0	1	1	0	16			
05	Hein, Matt	* 1-5	0-3	0-0	2	1	3	1	2	2	2	1	1	22			
10	Fayne, Phil	* 5-9	0-0	0-2	7	2	9	5	10	3	4	1	2	29			
23	Tinsley, William	* 0-2	0-1	0-0	0	1	1	5	0	0	0	0	1	18			
00	Gassman, Isaac	0-1	0-1	0-0	0	0	0	3	0	0	0	0	0	10			
01	Clarence, Elijah	0-1	0-0	0-0	0	0	0	0	0	0	1	0	0	5			
25	Williams, Madison	3-5	3-3	0-0	1	1	2	2	9	1	0	0	1	21			
32	Bruninga, Taylor	0-2	0-2	0-0	0	1	1	2	0	0	1	0	0	16			
52	Yarbrough, Milik	8-17	3-7	1-3	2	11	13	1	20	5	3	0	1	30			
Team					1	2	3										
Totals		29-65	12-28	2-7	15	22	37	24	72	11	15	3	8	200			

FG % 1st Half: 7-27 25.9% 2nd half: 22-38 57.9% Game: 29-65 44.6%
 3FG % 1st Half: 3-11 27.3% 2nd half: 9-17 52.9% Game: 12-28 42.9%
 FT % 1st Half: 2-6 33.3% 2nd half: 0-1 0.0% Game: 2-7 28.6%

UNI 83 • 11-10, 3-6 MVC

#	Player	Total			3-Ptr			Rebounds			PF	TP	A	TO	Blk	Stl	Min
		FG-FGA	FG-FGA	FT-FTA	FG-FGA	FG-FGA	FT-FTA	Off	Def	Tot							
02	Carlson, Clint	* 3-7	1-5	0-0	0	1	1	3	7	2	1	1	1	23			
04	Pickford, Tywhon	* 2-11	1-3	2-3	3	2	5	1	7	1	0	0	0	21			
13	McCloud, Juwan	* 3-3	0-0	0-3	0	3	3	1	6	9	4	0	6	34			
24	Brown, Isaiah	* 6-13	5-9	3-4	1	4	5	2	20	2	2	3	0	32			
50	Phyfe, Austin	* 3-3	0-0	0-0	2	4	6	3	6	0	1	0	0	12			
03	Friedman, Ted	1-2	1-1	0-0	0	1	1	0	3	0	0	1	0	19			
21	Rhodes, Hunter	0-1	0-1	0-0	0	0	0	1	0	3	0	0	1	6			
25	Koch, Bennett	3-4	0-0	11-14	2	4	6	2	17	0	2	1	1	21			
30	Haldeman, Spencer	1-2	1-2	0-0	0	0	0	0	3	0	0	0	0	4			
33	Lohaus, Wyatt	4-7	2-3	4-6	0	8	8	0	14	1	0	0	0	28			
Team					1	0	1										
Totals		26-53	11-24	20-30	9	27	36	13	83	18	13	6	9	200			

FG % 1st Half: 14-33 42.4% 2nd half: 12-20 60.0% Game: 26-53 49.1%
 3FG % 1st Half: 7-15 46.7% 2nd half: 4-9 44.4% Game: 11-24 45.8%
 FT % 1st Half: 6-10 60.0% 2nd half: 14-20 70.0% Game: 20-30 66.7%

Officials: Gerry Pollard, Rick Crawford, Brad Ferrie
 Technical fouls: Illinois State-None. UNI-None.
 Attendance: 3762

Score by periods	1st	2nd	Total
Illinois State	19	53	72
UNI	41	42	83

Points	In	Off	2nd	Fast	Bench
ILS	Paint	T/O	Chance	Break	
UNI	30	16	24	2	29
UNI	26	14	5	8	37

Last FG - ILS 2nd-00:27, UNI 2nd-06:42.
 Largest lead - ILS by 3 1st-18:37, UNI by 31 2nd-13:25.
 ILS led for 04:02. UNI led for 34:10. Game was tied for 01:48.

Score tied - 4 times.
 Lead changed - 3 times.

Official Basketball Box Score -- Game Totals -- Final Statistics
UNI vs Loyola Chicago
01/28/18 3:00 p.m. at Gentile Arena - Chicago, Ill.

UNI 47 • 11-11 (3-7 MVC)

#	Player	Total			3-Ptr			Rebounds			PF	TP	A	TO	Blk	Stl	Min
		FG-FGA	FG-FGA	FT-FTA	FG-FGA	FG-FGA	FT-FTA	Off	Def	Tot							
02	Carlson, Clint	f 6-10	2-4	0-0	4	3	7	2	14	2	3	0	2	35			
50	Phyfe, Austin	f 1-2	0-0	0-0	0	3	3	1	2	1	1	2	0	17			
04	Pickford, Tywhon	g 5-12	0-4	4-4	1	2	3	1	14	0	0	0	1	31			
13	McCloud, Juwan	g 4-9	0-3	1-4	1	1	2	1	9	3	1	0	2	30			
24	Brown, Isaiah	g 2-8	2-5	0-0	0	1	1	1	6	0	3	1	0	28			
03	Friedman, Ted	0-0	0-0	0-0	0	0	0	1	0	0	0	0	0	6			
10	Wentzien, Miles	0-0	0-0	0-0	0	0	0	0	0	0	0	0	0	2			
15	Dahl, Justin	0-2	0-0	0-0	1	0	1	0	0	0	0	0	0	2			
21	Rhodes, Hunter	0-1	0-1	0-0	0	2	2	3	0	0	0	0	0	9			
22	Lohaus, Tanner	0-0	0-0	0-0	0	1	1	0	0	0	0	0	0	2			
25	Koch, Bennett	1-2	0-0	0-0	0	0	0	3	2	0	1	0	0	9			
30	Haldeman, Spencer	0-3	0-2	0-0	0	1	1	1	0	1	0	0	0	12			
33	Lohaus, Wyatt	0-2	0-2	0-0	0	3	3	0	0	1	2	0	0	15			
34	McDonnell, Luke	0-1	0-0	0-0	0	0	0	1	0	0	0	0	0	2			
Team					0	3	3										
Totals		19-52	4-21	5-8	7	20	27	15	47	8	11	3	5	200			

FG % 1st Half: 9-24 37.5% 2nd half: 10-28 35.7% Game: 19-52 36.5%
 3FG % 1st Half: 1-11 9.1% 2nd half: 3-10 30.0% Game: 4-21 19.0%
 FT % 1st Half: 0-2 0.0% 2nd half: 5-6 83.3% Game: 5-8 62.5%

Loyola Chicago 70 • 18-4 (8-2 MVC)

#	Player	Total			3-Ptr			Rebounds			PF	TP	A	TO	Blk	Stl	Min
		FG-FGA	FG-FGA	FT-FTA	FG-FGA	FG-FGA	FT-FTA	Off	Def	Tot							
00	Ingram, Donte	f 6-11	2-3	2-2	0	8	8	2	16	1	1	0	2	32			
25	Krutwig, Cameron	c 3-7	0-0	8-8	3	5	8	1	14	1	1	0	2	19			
05	Townes, Marques	g 2-7	0-1	0-0	1	3	4	2	4	3	1	0	1	24			
13	Custer, Clayton	g 9-12	3-4	0-0	3	3	1	21	2	4	0	2	35				
14	Richardson, Ben	g 1-2	1-2	0-0	0	1	1	3	3	0	0	0	0	31			
01	Williamson, Lucas	1-2	1-2	2-2	0	2	0	5	1	1	0	1	15				
04	Skokna, Bruno	0-0	0-0	0-0	0	2	2	1	0	0	0	0	0	5			
12	Negron, Christian	1-1	0-0	1-1	0	0	0	3	0	0	0	0	2				
23	Satterwhite, Cameron	0-2	0-0	0-0	0	2	2	0	2	0	0	0	0	19			
24	Jackson, Andre	2-4	0-1	0-0	0	2	4	4	1	0	0	0	0	17			
32	Shanks, Carson	0-1	0-1	0-0	0	0	0	0	0	0	0	0	0	1			
Team					0	0	0										
Totals		25-49	7-14	13-13	4	28	32	12	70	14	9	0	8	200			

FG % 1st Half: 10-23 43.5% 2nd half: 15-26 57.7% Game: 25-49 51.0%
 3FG % 1st Half: 2-7 28.6% 2nd half: 5-7 71.4% Game: 7-14 50.0%
 FT % 1st Half: 4-4 100.0% 2nd half: 9-9 100.0% Game: 13-13 100.0%

Officials: Tom O'Neill, Kelly Self, Mike O'Neill
 Technical fouls: UNI-None. Loyola Chicago-None.
 Attendance: 2658

Score by periods	1st	2nd	Total
UNI	19	28	47
Loyola Chicago	26	44	70

Points	In	Off	2nd	Fast	Bench
UNI	Paint	T/O	Chance	Break	
UNI	26	6	4	2	2
LUC	22	17	6	2	12

Official Basketball Box Score -- Game Totals -- Final Statistics
UNI vs Evansville
01/31/18 7 p.m. at Ford Center, Evansville, Ind.

UNI 49 • 11-12, 3-8 MVC

#	Player	Total			3-Ptr			Rebounds			PF	TP	A	TO	Blk	Stl	Min
		FG-FGA	FG-FGA	FT-FTA	FG-FGA	FG-FGA	FT-FTA	Off	Def	Tot							
02	Carlson, Clint	f 2-10	2-7	0-0	1	4	5	5	6	0	1	0	1	33			
50	Phyfe, Austin	f 0-1	0-0	2-2	2	0	2	0	2	0	0	0	0	8			
04	Pickford, Tywhon	g 2-5	0-3	2-2	1	4	5	0	6	0	3	0	0	26			
13	McCloud, Juwan	g 0-3	0-1	0-0	0	1	1	0	0	0	1	0	0	8			
24	Brown, Isaiah	g 2-5	2-4	0-0	0	2	2	4	6	2	0	0	1	17			
21	Rhodes, Hunter	3-6	1-4	0-0	0	2	2	2	7	3	1	0	1	30			
25	Koch, Bennett	5-8	0-0	9-14	0	5	5	3	19	0	2	2	1	28			
30	Haldeman, Spencer	0-4	0-2	0-0	1	4	5	1	0	3	0	0	1	15			
33	Lohaus, Wyatt	1-6	1-5	0-0	0	4	4	1	3	2	2	0	2	35			
Team					1	1	2										
Totals		15-48	6-26	13-18	6	27	33	17	49	10	11	2	7	200			

FG % 1st Half: 6-26 23.1% 2nd half: 9-22 40.9% Game: 15-48 31.3%
 3FG % 1st Half: 4-15 26.7% 2nd half: 2-11 18.2% Game: 6-26 23.1%
 FT % 1st Half: 5-7 71.4% 2nd half: 8-11 72.7% Game: 13-18 72.2%

Evansville 57 • 15-9, 5-6 MVC

#	Player	Total			3-Ptr			Rebounds			PF	TP	A	TO	Blk	Stl	Min
		FG-FGA	FG-FGA	FT-FTA	FG-FGA	FG-FGA	FT-FTA	Off	Def	Tot							
35	Hall, John	f 1-3	0-1	0-0	0	2	2	1	2	1	1	0	0	21			
50	Simmons, Blake	f 5-11	3-5	2-4													

Official Basketball Box Score -- Game Totals -- Final Statistics
Bradley vs UNI
 02/07/18 7:02 p.m. at Cedar Falls, Iowa (McLeod Center)

Bradley 65 • 17-9, 7-6 MVC

#	Player	Total			Rebounds			PF	TP	A	TO	Blk	Stl	Min
		FG-FGA	3P-FGA	FT-FTA	Off	Def	Tot							
10	Childs, Elijah	1-2	0-1	0-2	0	4	4	5	2	0	1	1	2	19
12	Bar, Koch	1-4	0-0	0-0	0	2	2	2	2	0	1	1	0	21
23	Lautier-Ogunleye, D.	6-7	0-1	7-7	1	3	4	4	19	0	1	0	0	30
25	Kennell, Nate	1-6	1-4	2-2	0	6	6	2	5	0	0	0	0	29
35	Hodgson, Jayden	1-3	1-2	0-0	0	2	2	4	3	0	1	0	1	23
01	Thomas, Donte	4-7	0-1	10-12	1	2	3	4	18	2	1	2	1	28
02	Lundy, Luqman	0-0	0-0	0-0	0	0	0	0	0	0	0	0	1	3
05	Brown, Darrell	4-13	0-3	4-4	0	3	3	2	12	2	3	0	0	34
13	van Bree, Luuk	1-3	0-1	2-2	0	0	0	1	4	0	0	1	0	13
	Team				1	1	2							
	Totals	19-45	2-13	25-29	3	23	26	24	65	4	9	5	5	200

FG % 1st Half: 8-22 36.4% 2nd half: 11-23 47.8% Game: 19-45 42.2% Deadball Rebounds 3
 3FG % 1st Half: 1-7 14.3% 2nd half: 1-6 16.7% Game: 2-13 15.4%
 FT % 1st Half: 13-15 86.7% 2nd half: 12-14 85.7% Game: 25-29 86.2%

UNI 74 • 12-13, 4-9 MVC

#	Player	Total			Rebounds			PF	TP	A	TO	Blk	Stl	Min
		FG-FGA	3P-FGA	FT-FTA	Off	Def	Tot							
02	Carlson, Clint	5-10	1-4	1-3	3	6	9	4	12	2	2	0	2	31
04	Pickford, Tywhon	1-5	0-2	2-3	1	2	3	0	4	1	0	0	0	15
13	McCloud, Juwan	0-3	0-1	0-0	0	1	1	2	0	0	1	0	0	12
24	Brown, Isaiah	0-1	0-1	0-0	0	2	2	0	0	1	2	0	0	17
25	Koch, Bennett	4-6	0-0	3-4	2	5	7	2	11	0	2	0	1	21
03	Friedman, Ted	0-1	0-0	0-0	2	0	2	3	0	0	1	0	0	9
21	Rhodes, Hunter	0-2	0-1	9-9	0	2	2	4	9	3	0	0	1	28
30	Haldeman, Spencer	1-4	1-3	6-11	0	0	0	2	9	1	2	0	1	25
33	Lohaus, Wyatt	7-11	6-9	5-6	0	4	4	3	25	1	0	0	0	25
34	McDonnell, Luke	2-2	0-0	0-0	1	1	2	3	4	1	1	1	0	15
50	Phyfe, Austin	0-1	0-0	0-0	0	0	0	1	0	0	0	0	0	2
	Team				0	1	1							
	Totals	20-46	8-21	26-36	9	24	33	24	74	10	11	2	6	200

FG % 1st Half: 10-24 41.7% 2nd half: 10-22 45.5% Game: 20-46 43.5% Deadball Rebounds 4
 3FG % 1st Half: 3-11 27.3% 2nd half: 5-10 50.0% Game: 8-21 38.1%
 FT % 1st Half: 9-12 75.0% 2nd half: 17-24 70.8% Game: 26-36 72.2%

Officials: Paul Janssen, Brad Ferrie, Mike O'Neill
 Technical fouls: Bradley-None. UNI-None.
 Attendance: 3794

Score by periods	1st	2nd	Total
Bradley	30	35	65
UNI	32	42	74

Last FG - BRAD 2nd-00:07, UNI 2nd-03:39.
 Largest lead - BRAD by 6 2nd-13:19, UNI by 10 2nd-00:15.

Points	In	Off	2nd	Fast	Bench
BRAD	Paint	T/O	Chance	Break	
UNI	34	14	5	2	34
	22	6	12	0	47

Score tied - 8 times.
 Lead changed - 5 times.

Official Basketball Box Score -- Game Totals -- Final Statistics
Evansville vs UNI
 02/13/18 7:07 p.m. at Cedar Falls, Iowa (McLeod Center)

Evansville 41 • 16-12, 6-9 MVC

#	Player	Total			Rebounds			PF	TP	A	TO	Blk	Stl	Min
		FG-FGA	3P-FGA	FT-FTA	Off	Def	Tot							
00	Taylor, Ryan	11-23	4-9	0-0	0	3	3	1	26	1	1	1	0	39
14	Chatkevicius, Dainiu	1-1	0-0	0-0	2	1	3	3	2	0	2	2	0	11
33	Riley, K. J.	0-4	0-0	0-0	1	4	5	3	0	2	3	0	2	30
35	Hall, John	1-4	0-0	0-0	0	3	3	1	2	1	2	1	0	21
50	Simmons, Blake	1-5	0-3	0-0	2	10	12	2	2	1	0	0	0	36
10	Kuhlman, Evan	2-3	1-2	0-0	0	2	2	3	5	0	0	0	0	23
15	Traore, Dalen	0-1	0-0	0-0	0	3	3	3	0	0	0	0	0	14
30	Frederking, Noah	2-8	0-3	0-0	0	1	1	2	4	1	0	1	0	26
	Team				1	0	1							
	Totals	18-49	5-17	0-0	6	27	33	18	41	7	11	5	2	200

FG % 1st Half: 10-24 41.7% 2nd half: 8-25 32.0% Game: 18-49 36.7% Deadball Rebounds 0
 3FG % 1st Half: 3-8 37.5% 2nd half: 2-9 22.2% Game: 5-17 29.4%
 FT % 1st Half: 0-0 0.0% 2nd half: 0-0 0.0% Game: 0-0 0.0%

UNI 47 • 13-14, 5-10 MVC

#	Player	Total			Rebounds			PF	TP	A	TO	Blk	Stl	Min
		FG-FGA	3P-FGA	FT-FTA	Off	Def	Tot							
02	Carlson, Clint	3-7	1-2	2-4	2	5	7	1	9	3	1	0	1	33
04	Pickford, Tywhon	1-8	0-3	2-2	3	7	10	0	4	1	0	1	0	28
21	Rhodes, Hunter	4-9	2-7	2-2	0	2	2	1	12	1	0	0	0	34
24	Brown, Isaiah	0-4	0-2	0-0	0	2	2	0	0	1	2	0	0	20
25	Koch, Bennett	4-13	0-0	2-5	5	4	9	0	10	0	0	0	1	30
03	Friedman, Ted	0-0	0-0	0-0	0	0	0	2	0	0	0	2	0	6
30	Haldeman, Spencer	0-4	0-3	0-0	0	0	0	0	0	1	0	0	0	9
33	Lohaus, Wyatt	2-7	2-5	0-0	0	2	2	4	6	1	2	0	1	30
50	Phyfe, Austin	1-2	0-0	4-6	1	2	3	1	6	1	0	0	0	10
	Team				5	1	6							
	Totals	15-54	5-22	12-19	16	25	41	9	47	9	6	3	3	200

FG % 1st Half: 10-30 33.3% 2nd half: 5-24 20.8% Game: 15-54 27.8% Deadball Rebounds 3
 3FG % 1st Half: 4-13 30.8% 2nd half: 1-9 11.1% Game: 5-22 22.7%
 FT % 1st Half: 6-9 66.7% 2nd half: 6-10 60.0% Game: 12-19 63.2%

Officials: Gary Maxwell, Tom Eades, Jeb Hartness
 Technical fouls: Evansville-None. UNI-None.
 Attendance: 3346

Score by periods	1st	2nd	Total
Evansville	23	18	41
UNI	30	17	47

Last FG - UE 2nd-02:08, UNI 2nd-10:16.
 Largest lead - UE by 3 1st-03:40, UNI by 15 2nd-10:16.
 UE led for 03:09. UNI led for 33:12. Game was tied for 03:39.

Points	In	Off	2nd	Fast	Bench
UNI	Paint	T/O	Chance	Break	
UNI	14	4	2	0	9
	16	11	7	0	12

Score tied - 2 times.
 Lead changed - 4 times.

Official Basketball Box Score -- Game Totals -- Final Statistics
UNI vs Drake
 02/10/18 3:07 p.m. at Des Moines, Iowa (Knapp Center)

UNI 64 • 12-14 (4-10 MVC)

#	Player	Total			Rebounds			PF	TP	A	TO	Blk	Stl	Min
		FG-FGA	3P-FGA	FT-FTA	Off	Def	Tot							
02	Carlson, Clint	3-10	1-5	0-0	2	1	3	5	7	1	2	0	0	25
50	Phyfe, Austin	0-0	0-0	0-0	0	0	0	0	0	0	0	0	0	6
04	Pickford, Tywhon	2-7	0-2	0-2	2	8	10	2	4	3	0	2	0	26
13	McCloud, Juwan	2-5	1-3	0-0	0	0	0	2	5	1	1	0	0	9
24	Brown, Isaiah	2-8	0-3	2-2	1	4	5	4	6	3	0	1	0	22
03	Friedman, Ted	0-1	0-1	0-0	1	0	1	2	0	0	1	0	0	1
21	Rhodes, Hunter	1-2	0-1	0-0	0	2	2	4	2	0	1	0	1	22
25	Koch, Bennett	4-9	0-0	3-5	8	3	11	2	11	0	0	0	2	25
30	Haldeman, Spencer	3-9	2-7	0-0	2	2	2	0	8	3	2	0	0	28
33	Lohaus, Wyatt	6-12	4-8	1-2	0	1	1	17	2	0	0	0	0	31
34	McDonnell, Luke	2-3	0-1	0-1	0	1	1	0	4	0	0	1	0	5
	Team				1	1	2							
	Totals	25-66	8-31	6-12	15	23	38	22	64	10	11	3	4	200

FG % 1st Half: 11-30 36.7% 2nd half: 14-36 38.9% Game: 25-66 37.9% Deadball Rebounds 2
 3FG % 1st Half: 5-18 27.8% 2nd half: 3-13 23.1% Game: 8-31 25.8%
 FT % 1st Half: 1-3 33.3% 2nd half: 5-9 55.6% Game: 6-12 50.0%

Drake 71 • 14-13 (8-6 MVC)

#	Player	Total			Rebounds			PF	TP	A	TO	Blk	Stl	Min
		FG-FGA	3P-FGA	FT-FTA	Off	Def	Tot							
35	McGlynn, Nick	7-8	1-1	2-2	2	4	6	4	17	1	2	1	1	23
00	Rivers, C.J.	5-8	0-1	2-4	1	8	9	0	12	2	2	0	0	33
04	McMurray, De'Antae	2-7	1-4	2-2	0	3	3	4	7	1	1	0	1	29
12	Timmer, Reed	3-8	0-4	9-11	0	3	3	2	15	1	2	0	1	33
23	Arogundade, Ore	1-5	0-3	0-0	1	3	4	1	2	2	0	0	1	20
02	Gibbs, Jalen	0-2	0-0	0-0	0	0	0	0	0	0	0	0	0	8
03	Woodward, Graham	0-3	0-2	4-6	0	2	2	0	4	2	0	0	0	22
14	Thomas, Noah	3-4	2-3	0-2	0	3	3	1	8	2	1	0	0	15
22	Schlatter, Casey	2-3	2-2	0-0	0	0	0	4	6	0	1	0	2	15
32	Kuentst													

Official Basketball Box Score -- Game Totals -- Final Statistics

UNI vs Valparaiso
02/20/18 8:00 p.m. at Valparaiso, Ind. (ARC)

UNI 68 • 14-15 (6-11 MVC)

##	Player	Total			3-Ptr			Rebounds			PF	TP	A	TO	Bk	Stl	Min
		FG	FGA	FT	FTA	FG	FGA	FT	FTA	Off							
02	Carlson, Clint	f	4-6	0-0	3-4	1	4	5	3	11	1	1	0	0	0	29	
25	Koch, Bennett	f	8-8	0-0	9-14	0	7	7	2	25	1	1	2	1	0	31	
04	Pickford, Tywhon	g	1-3	0-0	3-5	3	4	7	2	5	0	4	2	0	31		
21	Rhodes, Hunter	g	2-8	1-6	2-4	1	1	2	1	7	3	1	0	0	32		
24	Brown, Isaiah	g	1-2	0-0	0-0	0	3	3	1	2	0	3	0	1	25		
03	Friedman, Ted	g	1-1	0-0	0-0	0	0	0	1	2	0	0	0	0	3		
30	Haldeman, Spencer	g	2-3	2-2	5-5	0	1	1	1	11	0	0	0	0	20		
33	Lohaus, Wyatt	g	2-6	1-3	0-0	0	0	0	1	5	2	1	0	1	29		
50	Phyfe, Austin	g	0-1	0-0	0-0	0	0	0	0	0	0	0	0	0	2		
Team																	
Totals			21-38	4-11	22-32	5	22	27	12	68	7	11	4	3	200		

FG % 1st Half: 13-20 65.0% 2nd half: 8-18 44.4% Game: 21-38 55.3%
3FG % 1st Half: 3-6 50.0% 2nd half: 1-5 20.0% Game: 4-11 36.4%
FT % 1st Half: 9-10 90.0% 2nd half: 13-22 59.1% Game: 22-32 68.8%

Valparaiso 63 • 14-16 (5-12 MVC)

##	Player	Total			3-Ptr			Rebounds			PF	TP	A	TO	Bk	Stl	Min
		FG	FGA	FT	FTA	FG	FGA	FT	FTA	Off							
23	McMillan, Mileek	f	2-5	2-5	0-0	1	2	3	3	6	0	1	0	0	13		
21	Smits, Derrick	c	0-1	0-0	0-0	0	1	1	4	0	0	0	0	0	12		
02	Walker, Tevonn	g	4-11	1-2	4-4	2	2	4	3	13	0	2	0	1	36		
03	Joseph, Max	g	2-4	0-0	1-3	2	2	4	3	5	1	0	0	1	30		
04	Evelyn, Bakari	g	7-14	3-7	2-3	0	2	2	3	19	0	3	0	2	38		
00	Hazen, Parker	g	0-0	0-0	0-0	0	1	1	1	0	0	2	0	0	2		
01	Bradford, Micah	g	2-3	1-2	0-0	0	1	1	1	5	1	2	0	2	14		
05	Golder, Markus	g	6-9	2-3	0-1	0	5	5	0	14	3	0	1	0	28		
14	Sorolla, Jaume	g	0-2	0-0	1-2	1	2	3	5	1	0	2	1	1	15		
33	Kiser, John	g	0-1	0-0	0-0	1	0	1	5	0	2	0	0	0	12		
Team																	
Totals			23-50	9-19	8-13	8	19	27	28	63	7	12	2	7	200		

FG % 1st Half: 13-21 61.9% 2nd half: 10-29 34.5% Game: 23-50 46.0%
3FG % 1st Half: 5-8 62.5% 2nd half: 4-11 36.4% Game: 9-19 47.4%
FT % 1st Half: 3-5 60.0% 2nd half: 5-8 62.5% Game: 8-13 61.5%

Officials: Tom Eades, Kelly Self, Bert Smith
Technical fouls: UNI-None. Valparaiso-None.
Attendance: 2071
Bennett Koch reaches 1,000 career points

Score by periods	1st	2nd	Total
UNI	38	30	68
Valparaiso	34	29	63

Points	In	Off	2nd	Fast	Bench
	Paint	T/O	Chance	Break	
UNI	32	14	7	0	18
VALPO	32	6	10	4	20

Last FG - UNI 2nd-00:47, VALPO 2nd-00:06.
Largest lead - UNI by 10 1st-09:05, VALPO None.
UNI led for 38:32. VALPO led for 00:00. Game was tied for 01:28.

Score tied - 1 time.
Lead changed - 0 times.

Official Basketball Box Score -- Game Totals -- Final Statistics

Missouri State vs UNI
02/24/18 1:02 p.m. at Cedar Falls, Iowa (McLeod Center)

Missouri State 56 • 17-14 (7-11 MVC)

##	Player	Total			3-Ptr			Rebounds			PF	TP	A	TO	Bk	Stl	Min
		FG	FGA	FT	FTA	FG	FGA	FT	FTA	Off							
01	Mustafa Lawrence	* f	1-2	1-2	0-0	0	0	0	4	3	0	3	0	0	0	18	
05	Obediah Church	* f	2-7	0-0	0-0	4	9	13	2	4	4	1	2	0	32		
15	Jarrid Rhodes	* f	4-12	1-4	2-2	2	2	4	1	11	1	0	0	0	38		
23	J.T. Miller	* f	1-4	1-2	0-0	0	1	1	2	3	1	0	0	0	18		
24	Alize Johnson	* f	4-10	1-4	2-2	1	4	5	3	11	5	4	0	0	35		
11	Jarred Dixon	* f	4-10	1-4	5-5	0	2	2	14	1	1	1	0	0	34		
20	Ryan Kreklow	* f	1-3	1-3	2-2	0	0	0	2	5	1	0	0	1	16		
21	Ross Owens	* f	1-2	1-2	0-0	0	0	0	3	1	0	0	0	0	5		
34	Tanveer Bhullar	* f	1-2	0-0	0-0	0	1	1	2	2	0	0	1	0	4		
Team																	
Totals			19-52	7-21	11-11	9	21	30	18	56	14	9	4	1	200		

FG % 1st Half: 9-28 32.1% 2nd half: 10-24 41.7% Game: 19-52 36.5%
3FG % 1st Half: 5-13 38.5% 2nd half: 2-8 25.0% Game: 7-21 33.3%
FT % 1st Half: 2-2 100.0% 2nd half: 9-9 100.0% Game: 11-11 100.0%

UNI 71 • 15-15 (7-11 MVC)

##	Player	Total			3-Ptr			Rebounds			PF	TP	A	TO	Bk	Stl	Min
		FG	FGA	FT	FTA	FG	FGA	FT	FTA	Off							
02	Carlson, Clint	* f	5-7	0-1	6-6	1	6	7	3	16	0	0	0	1	36		
03	Friedman, Ted	* f	3-5	1-2	0-0	0	1	1	0	7	1	1	1	1	15		
04	Pickford, Tywhon	* f	3-7	1-4	0-0	0	6	6	1	7	2	0	0	1	33		
21	Rhodes, Hunter	* f	3-11	3-6	4-4	0	3	3	2	13	4	1	0	0	32		
24	Brown, Isaiah	* f	1-3	0-1	0-0	0	4	4	0	2	4	1	0	0	25		
12	Conrey, Lincoln	* f	0-0	0-0	0-0	0	0	0	0	0	0	0	0	0	0+		
30	Haldeman, Spencer	* f	0-1	0-1	0-0	0	0	0	1	0	0	0	0	0	7		
33	Lohaus, Wyatt	* f	5-7	1-2	0-0	0	2	2	3	11	1	0	0	0	27		
34	McDonnell, Luke	* f	3-5	0-1	0-0	1	1	2	1	6	0	1	0	0	8		
50	Phyfe, Austin	* f	3-5	2-3	1-2	1	0	1	1	9	1	0	0	0	17		
Team																	
Totals			26-51	8-21	11-12	5	24	29	12	71	13	6	1	3	200		

FG % 1st Half: 14-26 53.8% 2nd half: 12-25 48.0% Game: 26-51 51.0%
3FG % 1st Half: 4-9 44.4% 2nd half: 4-12 33.3% Game: 8-21 38.1%
FT % 1st Half: 7-8 87.5% 2nd half: 4-4 100.0% Game: 11-12 91.7%

Officials: Ed Crenshaw, David Stephens, Dave Cusick
Technical fouls: Missouri State-None. UNI-None.
Attendance: 4834

Score by periods	1st	2nd	Total
Missouri State	25	31	56
UNI	39	32	71

Points	In	Off	2nd	Fast	Bench
	Paint	T/O	Chance	Break	
MSU	20	2	8	0	24
UNI	22	11	7	0	26

Last FG - MSU 2nd-07:52, UNI 2nd-00:11.
Largest lead - MSU by 5 1st-18:55, UNI by 17 2nd-19:50.
MSU led for 08:57, UNI led for 28:43. Game was tied for 02:20.

Score tied - 2 times.
Lead changed - 3 times.

Official Basketball Box Score -- Game Totals -- Final Statistics

UNI vs Evansville
03/01/18 6:08 PM CT at Scottrade Center, St. Louis, MO

UNI 60 • 16-15; 7-11 MVC

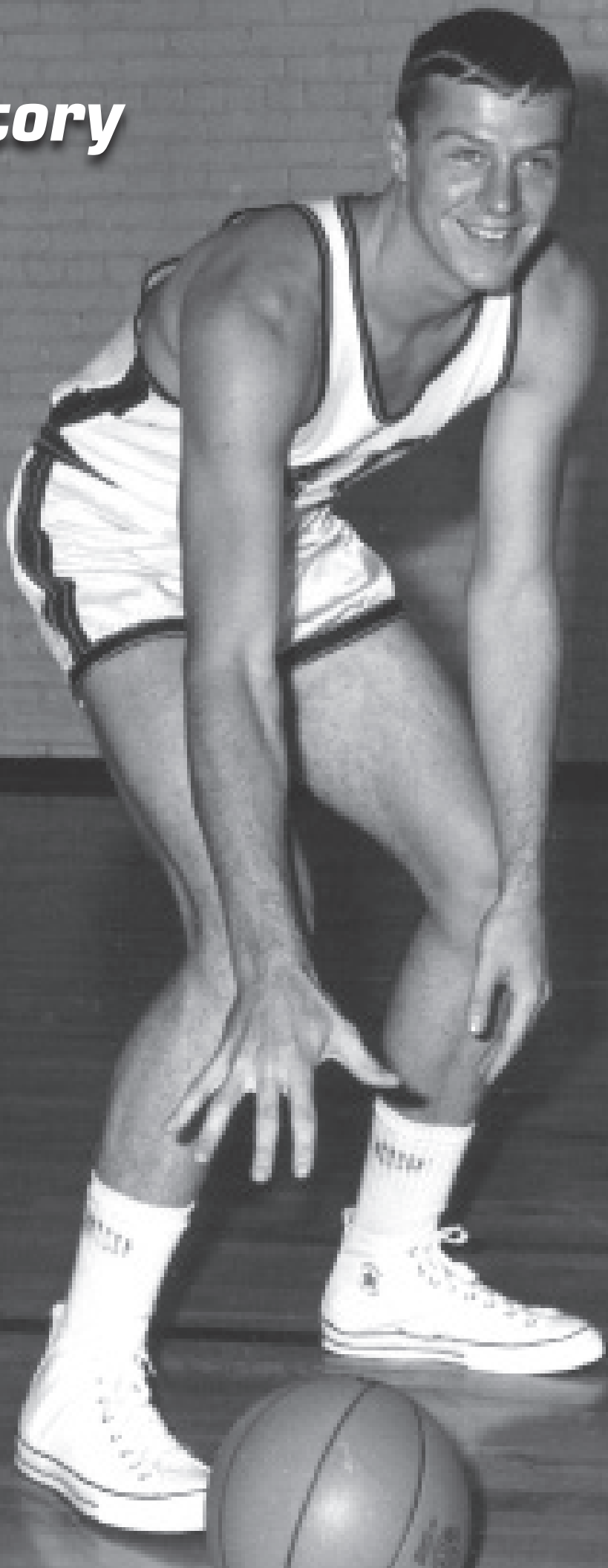
##	Player	Total			3-Ptr			Rebounds			PF	TP	A	TO	Bk	Stl	Min
		FG	FGA	FT	FTA	FG	FGA	FT	FTA	Off							
02	Carlson, Clint	f	3-10	0-4	3-3	1	9	10	0	9	2	1	0	0	36		
25	Koch, Bennett	f	3-8	0-0	2-5	3	8	11	3	8	1	0	1	0	27		
04	Pickford, Tywhon	g	1-3	1-1	0-0	0	1	1	0	3	1	0	1	0	19		
21	Rhodes, Hunter	g	4-10	2-5	4-4	0	6	6	2	14	4	0	0	0	34		
24	Brown, Isaiah	g	3-6	0-3	0-0	0	5	5	1	6	0	1	2	2	35		
03	Friedman, Ted	g	0-0	0-0	0-0	0	0	0	0	0	0	1	1	0	4		
30	Haldeman, Spencer	g	0-1	0-1	0-0	0	0	0	0	0	1	0	0	0	6		
33	Lohaus, Wyatt	g	5-11	2-6	3-4	0	0	0	1	15	0	0	0	0	27		
50	Phyfe, Austin	g	2-3	1-2	0-0	1	0	1	2	5	1	0	2	0	12		
Team																	
Totals			21-52	6-22	12-16	6	30	36	9	60	10	4	7	2	200		

FG % 1st Half: 11-27 40.7% 2nd half: 10-25 40.0% Game: 21-52 40.4%
3FG % 1st Half: 5-12 41.7% 2nd half: 1-10 10.0% Game: 6-22 27.3%
FT % 1st Half: 4-5 80.0% 2nd half: 8-11 72.7% Game: 12-16 75.0%

Evansville 50 • 17-15; 7-11 MVC

##	Player	Total			3-Ptr			Rebounds			PF	TP	A	TO	Bk	Stl	Min
		FG	FGA	FT	FTA	FG	FGA	FT	FTA	Off							
14	Chatkevicius, Dainiu	f	2-5	0-0	0-1	1	4	5	2	4	0	0	3	0	24		
50	Simmons, Blake	f	2-9	0-3	0-0	0	4	4	4	4	0	0	0	0	35		
00	Taylor, Ryan	g	1-13	0-3	0-0	0	2	2	3	2	1	2	0	0	38		
12	Smith, Dru	g	7-13	2-7	4-4	0	6	6									

History



Charles Pell (1904-06)

Though UNI's basketball history dates back to 1900, partial records exist only before 1905. Charles Pell was the first coach to lead a team for more than one season when he compiled an 11-12 mark between 1903-06.

R.F. Seymour (1907-09)

R.F. Seymour's three-season record was 14-15, with his best mark coming in his first campaign when he finished at 5-4. One of the highlights was a 53-27 win over in-St. rival Drake in 1907-08.


**L.L. Mendenhall (1922-24)**

Former athletic director and head basketball coach L.L. Mendenhall, a member of UNI's Hall of Fame, still holds the record for best percentage when he compiled a 27-7 record (.794) from 1921-24.

His best season was 1922-23, when his team finished 10-1 overall. The school joined the Iowa Conference during his tenure, in 1923.

**Arthur D. Dickinson (1925-32, 1934-37)**

Another UNI Hall of Famer, Dickinson is perhaps best known as a track coach and for the still-running Dickinson Relays held at UNI's UNI-Dome.

O.M. "Hon" Nordly (1938-43, 1946-54)

With a tenure interrupted by World War II, Nordly compiled a 166-127 record and won five conference titles, the first conference crowns earned in school history. His teams also beat Iowa St. for the first time, defeating the Cyclones 38-29

in 1938-39. He's a member of UNI's Hall of Fame.

James Witham (1957-61)

Former athletic director and UNI Hall of Famer James Witham won 63 games and lost 49. His last two seasons, he compiled records of 15-8 and 16-5, helping to set the stage for UNI's approaching glory years.

**Norm Stewart (1962-67)**

Former Missouri head coach and UNI Hall of Famer Norm Stewart compiled a 97-42 record, won two conference titles and took the Panthers to two NCAA Tournaments. The team

finished 23-4 in 1963-64, a tied record that still stands for games won in a season. His teams beat Iowa St. twice -- 59-54 in 1963-64 and 54-50 in 1964-65.

**Zeke Hogeland (1968-73)**

Hogeland compiled a 70-74 record, with three straight winning seasons before falling to 6-20 in 1970-71, 10-13 in 1971-72 and 11-13 in 1972-73.

**James Berry (1974-86)**

Jim Berry still holds the mark for having coached the most games in Panther basketball history at 354 after compiling a 144-210 record. His tenure is best known for taking UNI into the NCAA Division I ranks in 1980.

He catapulted the Panthers into the Division II playoffs in 1978-79, ending with an 18-11 record, and the team just missed a NIT berth in 1983-84 when it finished 18-10 overall, the same year UNI defeated Wisconsin and Kansas St..

**Eldon Miller (1987-98)**

Former Ohio St. head coach Eldon Miller compiled a 164-178 mark with the Panthers. He led the Panthers to their first NCAA Division I tournament in 1990, the same year they defeated Iowa in the UNI-Dome before a St.-record crowd of more than 22,000. The Panthers joined the Missouri Valley Conference during his tenure. He was named the Valley's Coach of the Year in 1997. He is a member of UNI's Hall of Fame.

Sam Weaver (1999-2001)

Sam Weaver has the unflattering position of having one of the lowest win-loss records as a UNI coach, but what isn't obvious from the record is that his tenure was plagued by injuries to key players and defections.

Greg McDermott (2002-06)

UNI alumnus Greg McDermott guided UNI to three straight NCAA tournaments in 2004, 2005 and 2006. He also coached UNI to its first-ever MVC tournament championship in 2004. He is a member of UNI's Hall of Fame.

Ben Jacobson (2007-)

Ben Jacobson is UNI's all-time coaching wins leader with 250 entering the 2018-19 season.

He guided the Panthers to their first-ever Sweet 16 appearance in 2010 NCAA Tournament. He has led UNI to four NCAA Tournaments (2009, 2010, 2015, 2016).

Jacobson is a three-time MVC Coach of the Year recipient (2009, 2010 and 2015). Jacobson has guided the Panthers to MVC tourney titles in 2009, 2010, 2015 and 2016. He has led UNI to two regular season MVC crowns in 2008 and 2009.

Missouri Valley Coaches of the Year

48-49 Henry P. Iba, Oklahoma A&M	68-69 Ken Hayes, Tulsa	86-87 J.D. Barnett, Tulsa	05-06 Mark Turgeon, Wichita St.
49-50 Forddy Anderson, Bradley	Maury John, Drake	Eddie Fogler, Wichita St.	06-07 Chris Lowery, Southern Ill.
50-51 Henry P. Iba, Oklahoma A&M	69-70 Maury John, Drake	87-88 Stan Albeck, Bradley	07-08 Keno Davis, Drake
51-52 Eddie Hickey, St. Louis	70-71 Bob Polk, St. Louis	88-89 Tony Barone, Creighton	08-09 Ben Jacobson, UNI
52-53 Henry P. Iba, Oklahoma A&M	71-72 Gene Bartow, Memphis St.	89-90 Rich Herrin, Southern Ill.	09-10 Ben Jacobson, UNI
53-54 Ralph Miller, Wichita St.	72-73 Ken Hayes, Tulsa	90-91 Tates Locke, Indiana St.	10-11 Cuonzo Martin, Missouri St.
54-55 Clarence Iba, Tulsa	Denny Crum, Louisville	91-92 Bob Bender, Illinois St.	11-12 Gregg Marshall, Wichita St.
55-56 Alden Pasche, Houston	73-74 Joe Stowell, Bradley	92-93 Rudy Washington, Drake	12-13 Gregg Marshall, Wichita St.
56-57 Eddie Hickey, St. Louis	74-75 Lou Henson, New Mexico St.	93-94 Tubby Smith, Tulsa	13-14 Gregg Marshall, Wichita St.
57-58 George Smith, Cincinnati	75-76 Ron Ekker, West Texas St.	94-95 Tubby Smith, Tulsa	14-15 Ben Jacobson, UNI
58-59 George Smith, Cincinnati	76-77 Ken Hayes, New Mexico St.	95-96 Jim Molinari, Bradley	15-16 Barry Hinson, Southern Ill.
59-60 Charles Orsborn, Bradley	77-78 Tom Apke, Creighton	96-97 Eldon Miller, UNI	16-17 Dan Muller, Illinois St.
60-61 Ed Jucker, Cincinnati	78-79 Bill Hodges, Indiana St.	97-98 Kevin Stallings, Illinois St.	17-18 Porter Moser, Loyola
61-62 Charles Orsborn, Bradley	79-80 Dick Versace, Bradley	98-99 Jim Crews, Evansville	
62-63 Ed Jucker, Cincinnati	80-81 Nolan Richardson, Tulsa	99-00 Royce Waltman, Indiana St.	
63-64 Maury John, Drake	81-82 Gary Garner, Drake	00-01 Dana Altman, Creighton	
64-65 Gary Thompson, Wichita St.	82-83 Weldon Drew, New Mexico St.	01-02 Dana Altman, Creighton	
65-66 Taylor Baker, Cincinnati	83-84 Bob Donewald, Illinois St.	02-03 Bruce Weber, Southern Ill.	
66-67 Joe Swank, Tulsa	84-85 Nolan Richardson, Tulsa	03-04 Matt Painter, Southern Ill.	
67-68 Maury John, Drake	85-86 Dick Versace, Bradley	04-05 Chris Lowery, Southern Ill.	

UNI Basketball Coaching History

Coach	Years	W	L	Pct.	Titles
S.R. Satterthwaite	1899	0	1	.000	0
Enola P. Pierce	1900-01	1	3	.250	0
George B. Affleck	1901-02	1	2	.333	0
Thomas Jones	1902-1903	0	2	.000	0
Charles Pell	1903-06	11	12	.478	0
R.F. Seymour	1906-09	14	15	.483	0
Clayton Simmons	1909-11	4	3	.571	0
H. Pasini	1911-13	8	12	.400	0
Allen Berkstresser	1913-17	10	12	.455	0
J.O. Perrine	1917-18	5	5	.500	0
Russell Glaesner	1918-19	2	6	.250	0
Ivan Doseff	1919-21	14	14	.500	0
L.L. Mendenhall	1921-24	27	7	.794	0
Arthur D. Dickinson	1924-32, 34-37	103	66	.610	0
Melvin Fritzel	1932-33	9	4	.692	0
O.M. "Hon" Nordly	1937-43, 46-54	166	127	.567	5
No Basketball	1944-45				
Stanley Hall	1954-56	19	22	.463	0
James Witham	1956-61	63	49	.563	0
Norm Stewart	1961-67	97	42	.698	2
Zeke Hogeland	1967-73	70	74	.486	1
James Berry	1973-86	144	210	.407	1*
Eldon Miller	1986-98	164	178	.480	0
Sam Weaver	1998-2001	30	57	.345	0
Greg McDermott	2001-2006	90	63	.588	0/1^
Ben Jacobson	2006-	250	150	.625	2/4^
Totals	1899-2018	1,302	1,138	.542	13

*1981-82, shared Mid-Continent Conference Title

^ - MVC Tournament Titles



Ben Jacobson, Norm Stewart



Norm Stewart, Jim Berry, Jersey Jermier

Panther Assistants

2017-18 P.J. Hogan Kyle Green Erik Crawford Derrick Netten	2007-08 Rich Glas Kyle Green P.J. Hogan Chris Foster	Jonathan Cox Sam Skarich	Daniel Traeger Jeff Etienne Scott Hgeland Daniel Traeger
2016-17 P.J. Hogan Kyle Green Erik Crawford Derrick Netten	2006-07 Rich Glas Kyle Green P.J. Hogan Chris Foster	1994-95 Kevin Boyle Kevin Lehman Sam Skarich	1981-82 Randy Eccker Scott Hogeland Mark Long
2015-16 P.J. Hogan Kyle Green Erik Crawford Derrick Netten	2005-06 Ben Jacobson Jeff Rutter P.J. Hogan Ron Smith	1993-94 Kevin Boyle Kevin Lehman Sam Skarich	1980-81 Dan Breitbach Scott Hogeland Mark Long
2014-15 P.J. Hogan Kyle Green Erik Crawford Derrick Netten	2004-05 Ben Jacobson Jeff Rutter Ron Smith	1992-93 Kevin Boyle Kevin Lehman Sam Skarich	1979-80 Dan Breitbach Bernie Miller
2013-14 P.J. Hogan Kyle Green Erik Crawford Derrick Netten	2003-04 Ben Jacobson Jeff Rutter Ron Smith	1991-92 Kevin Boyle Kevin Lehman Sam Skarich	1978-79 Dan Breitbach Bill Runchey
2012-13 P.J. Hogan Kyle Green Erik Crawford Derrick Netten	2002-03 Kyle Green Ben Jacobson Ron Smith	1990-91 Kevin Boyle Kevin Lehman Sam Skarich	1977-78 Dan Breitbach Bill Runchey
2011-12 P.J. Hogan Ben Johnson Erik Crawford Derrick Netten	2001-02 Kyle Green Ben Jacobson Ron Smith	1989-90 Kevin Boyle Kevin Lehman Sam Skarich	1976-77 Dan Breitbach 1975-76 Dan Breitbach Dan Corken Gary Leinberger
2010-11 Kyle Green P.J. Hogan Ben Johnson Derrick Netten	2000-01 Tom Bardal Johnny Brown Ron Smith	1988-89 Kevin Boyle Kevin Lehman Sam Skarich	1974-75 Dan Breitbach Dan Corken Jim Kelly
2009-10 Kyle Green P.J. Hogan Ben Johnson Derrick Netten	1999-00 Tom Bardal Luster Goodwin Ron Smith	1987-88 Kevin Boyle Kevin Lehman Sam Skarich	1973-74 Dan Breitbach 1972-73 John Moore 1971-72 Skip Anderson Duane Jensen Jim Schultz
2008-09 Kyle Green P.J. Hogan Ben Johnson Derrick Netten	1998-99 Tom Bardal Grady Bean Ron Smith	1986-87 Kevin Boyle Kevin Lehman Sam Skarich	1970-71 Skip Anderson 1968-69 Ken Green Duane Josephson
	1997-98 Kevin Boyle Jonathan Cox Troy Muilenburg	1985-86 Warren Olson Paul Swanson Daniel Traeger	1955-64 Mon Whitford 1950-55 James Clark 1948-49 Barnhart
	1996-97 Kevin Boyle Jonathan Cox Sam Skarich	1984-85 David Kraayenbrink Paul Swanson Daniel Traeger	
	1995-96 Kevin Boyle	1983-84 David Kraayenbrink Paul Swanson Daniel Traeger	
		1982-83 Jim Reed Paul Swanson	

All-Americans

- 1963-64 Pete Spoden,
1st Team Associated Press
- 1964-65 Craig Kneppe,
Honorable Mention Associated Press
- 1965-66 Craig Kneppe,
3rd Team Associated Press
- 1966-67 Jerry Waugh,
4th Team Coaches' A-A
- 1984-85 Randy Kraayenbrink,
Honorable Mention Associated Press
- 2009-10 Adam Koch
1st Team Lowe's Senior CLASS
- 2014-15 Seth Tuttle
2nd Team Associated Press, NABC,
Basketball Times, The Sporting News,
Bleacher Report, SI.com, USBWA
3rd Team USA Today, NBCSports.com,
CBSSports.com

GTE Academic All-Americans

- 1982 Ray Storck (Honorable Mention)
- 1984 Randy Kraayenbrink (2nd Team)

NCAA Postgraduate Scholarship

- 1979 Mike Kemp
- 2015 Adam Koch

Missouri Valley Conference

All-Tournament Selections

- 1994 Randy Blocker, F
- 1994 Cam Johnson, G (MVP)
- 1997 Jason Daisy, G
- 2004 David Gruber, C
- 2004 Ben Jacobson, G (MVP)
- 2008 Eric Coleman, C

- 2009 Kwadzo Ahelegbe, G
- 2009 Adam Koch, F
- 2010 Kwadzo Ahelegbe, G (MVP)
Jordan Eglseder, C
- 2015 Seth Tuttle, F (MVP)
Nate Buss, F
- 2016 Wes Washpun, G (MVP)
Klint Carlson, F
Jeremy Morgan, G

All-Conference

Newcomer Teams

- 1984 Scott Stafford, F
- 1986 Scott Plondke, C
- 1987 Maurice Newby, G
Jason Reese, C
Steve Phyfe, F
- 1988 Randy Blocker, F
- 1993 Sean Stackhouse, G
- 1999 David Gruber, F/C
- 2002 Ben Jacobson, F
- 2003 Matt Schneiderman, F
Erik Crawford, G
Brooks McKowen, G
- 2004 Eric Coleman, C
- 2005 Ali Farokhmanesh, G
- 2009 Seth Tuttle, F
- 2011 Wes Washpun, G
- 2014 Paul Jespersen, G
- 2015 Tywon Pickford, G

All-Conference

Freshman Teams

- 2001 Chris Foster, G
- 2003 Ben Jacobson, G
- 2004 Brooks McKowen, G

- 2005 Eric Coleman, C
- 2009 Johnny Moran, G
- 2011 Seth Tuttle, F
- 2011 Deon Mitchell, G
- 2014 Jeremy Morgan, G
- 2017 Spencer Haldeman, G
- 2018 Tywhon Pickford, G

Conference MVPs

- 1962 Pete Spoden, F-C
- 1965 Craig Kneppe, C
- 1997 Jason Daisy, G
- 2010 Adam Koch, F
- 2015 Seth Tuttle, F

NABC All-District

- 1997 - Jason Daisy (2nd Team)
- 2006 - Ben Jacobson (1st Team)
- 2009 - Adam Koch (1st Team)
- 2009 - Kwadzo Ahelegbe (2nd Team)
- 2010 - Adam Koch (1st Team)
- 2010 - Jordan Eglseder (1st Team)
- 2010 - Kwadzo Ahelegbe (2nd Team)
- 2011 - Kwadzo Ahelegbe (1st Team)
- 2014 - Seth Tuttle (1st Team)
- 2015 - Seth Tuttle (1st Team)
- 2015 - Wes Washpun (2nd Team)
- 2016 - Wes Washpun (2nd Team)
- 2017 - Jeremy Morgan (1st Team)

USBWA District Player of Year

- 2015 - Seth Tuttle, F

Panthers in the Pros

- 1964 Pete Spoden.....Baltimore Bullets
- 1973 Darrell Timion.....Australia
- 1974 Brian Bestul.....Australia
- 1976 Bill Runchey.....Australia
- 1979 Ron Lemons.....Australia
- 1981 Bill Jones.....Australia
- 1983 Brent Carmichael.....Rockford Lightning
- 1984 Herbert King.....Australia
- 1985 Scott Stafford.....Australia
- 1986 Randy Kraayenbrink.....Yugoslavia
- 1988 Greg McDermott.....Switzerland
- James Parker.....Argentina
- Mike Bailey.....Switzerland
- 1989 Nick Nurse.....England
- 1990 Jason Reese.....Sacramento Kings, Boston Celtics,
.....Australia, France
- Steve Phyfe.....Australia, Honduras,
.....Argentina, CBA, France, Uruguay
- Maurice Newby.....Germany
- Troy Mullenburg.....CBA, Australia
- Brad Hill.....Honduras, Sweden
- 1992 Troy Vaughn.....Honduras
- Cedrick McCullough.....ABA, Australia,
.....Argentina, Chile, France, Israel,
.....Latvia, Philippines
- 1994 Brian Jones.....Australia
- 1995 Cam Johnson.....England, Australia, CBA
- 1997 Jason Daisy.....Belgium, Yugoslavia
- 2000 Cory Jenkins.....USBL, Norway
- Joe Breakenridge.....Uruguay, Sweden
- Martin Coon.....Poland
- Tyler Peterson.....England
- Trey Austin.....Portugal
- Octav Morariu.....Romania
- 2004 David Gruber.....Australia
- Matt Schneiderman.....Switzerland, France
- 2006 Ben Jacobson.....Germany, France
- John Little.....Germany
- 2008 Eric Coleman.....Angola, Poland, Spain,
.....Ukraine, Germany
- 2010 Adam Koch.....Czech Republic,
.....Bakersfield Jam
- Ali Farokhmanesh.....Holland,
.....Switzerland, Austria
- Jordan Eglseder.....Houston Rockets,
.....Maine, Canton, Poland
- 2011 Kwadzo Ahelegbe.....Austria, Germany
- 2013 Anthony James.....Mexico, Venezuela
.....Portugal, Cedar Valley CourtKings
- Jake Koch.....Romania, Germany
- Marc Sonnen.....Germany
- 2015 Seth Tuttle.....Germany, Belgium
- Nate Buss.....Germany, Cyprus, Australia
- Deon Mitchell.....Germany, Denmark
- Marvin Singleton.....CV CourtKings, Canada
- 2016 Wes Washpun.....Germany, Iowa Energy
- Paul Jespersen.....Spain, Rio Grande Vipers
- 2017 Jeremy Morgan.....Memphis Grizzlies,
.....Memphis Hustle
- 2018 Klint Carlson.....Czech Republic
- Bennett Koch.....Netherlands



Pete Spoden




Brent Carmichael



Jason Reese




Ben Jacobson



Cory Jenkins



Eric Coleman




Randy Kraayenbrink



David Gruber



Cam Johnson



Jason Daisy



Jeremy Morgan



Seth Tuttle

All-Time All-Conference (Since 1925)

1925 Vern Morrison, F 1926 Vern Morrison, F Millard Horton, F 1928 Stewart Cooper, F 1929 Lloyd Haberichter, C Ted Fritzell, G 1930 Lloyd Haberichter, C 1933 Roger Willert, C 1934 Morris Carr, F 1935 Morris Carr, F 1937 Darrell Black, G Vern Morrison, F 1938 Robert Curtis, C Lyle Dodd, G Roman Yatchak, G 1940 Lyle Dodd, G Fred Lofquist, F 1948 Van Coumbs, F Norm Jespersen, F Walt Kochneff, C 1949 Norm Jespersen, F 1950 Norm Jespersen, F Walt Kochneff, C 1951 Dick Garth, G Bill Peterson, F 1952 Howard Pigg, F 1953 Al Carew, C LaVern Greenfield, F Jack Rolinger, G 1954 Dick Beetsch, F LeRoy Horn, G (HM) 1955 Howie Pigg, F 1956 Del Nicklaus, C 1957 Del Nicklaus, C 1958 Clark McCleary, G 1959 Jim Jackson, F Ron LaFrentz, C (HM) 1960 Jim Jackson, F Pete Spoden, F-C (HM) Jerry Holbrook, G (HM) 1961 Jerry Holbrook, G Pete Spoden, C 1962 Pete Spoden, F-C (MVP) Bob Waller, G Jerry Holbrook, G 1963 Dick Christy, F (HM) Duane Josephson, G (1st) 1964 Duane Josephson, G Ron Jessen, F 1965 Ron Jessen, F Craig Knepp, C (MVP) Jerry McColley, G 1966 Craig Knepp, C 1967 Ken Huelman, C Jerry Waugh, F 1968 Ken Huelman, C Jerry Waugh, F 1969 Larry Clausen, G Ken Huelman, C	1970 John Martin, F 1971 Bill McCoy, G Bill McCoy, G Brian Bestul, F (HM) Bill McCoy, G 1978 Ron Lemons, F 1980 Rod Underwood, G (2nd) 1981 Did not compete for conference awards 1982 Jay Block, F-G (2nd) Brent Carmichael, G (1st) Ray Storck, C (2nd Team) 1983 Brent Carmichael, G (2nd) 1984 Herbert King, C-F (2nd) Randy Kraayenbrink, G (1st) Scott Stafford, F (All-Newcomer) 1985 Randy Kraayenbrink, G (1st) 1986 Randy Kraayenbrink, G (2nd) Scott Plondke, C (All-Newcomer) 1987 Greg McDermott, C-F (2nd) Maurice Newby, G (All-Newcomer) Jason Reese, C (All-Newcomer) 1988 Steve Phyfe, F (All-Newcomer) 1989 Steve Phyfe, F (2nd) Jason Reese, C (1st) 1990 Jason Reese, C (1st) 1991 Troy Muilenburg, F (2nd) 1992 Dale Turner, G (2nd) 1993 Randy Blocker, F (1st, All-Newcomer) Cam Johnson, G (Honorable Mention Media) 1994 Randy Blocker, F (1st Coaches, Media) Cam Johnson, G (1st Media, 2nd Coaches) 1996 Jason Daisy, G (1st Coaches, Media; All-Improved) 1997 Jason Daisy, G (1st, MVP) 1998 Tony Brus, G (HM) Darian DeVries, G (All-Underrated) 1999 Joe Breakenridge, F (HM, All-Improved) Sean Stackhouse, G (2nd, All-Newcomer) 2000 Robbie Sieverding, G (2nd) Joe Breakenridge, F (HM) 2001 Joe Breakenridge, F (1st) 2002 Robbie Sieverding, G (1st) David Gruber, F/C (HM, All-Newcomer) Chris Foster, G (All-Freshman) Erik Smith, G (Capt. All-Improved) 2003 David Gruber, C (HM) Matt Schneiderman, F (HM, All-Newcomer) Ben Jacobson, F (All-Newcomer, All-Freshman) 2004 David Gruber, C (1st) Matt Schneiderman, F (HM) Ben Jacobson, G (HM, All-Improved) Erik Crawford, G (All-Newcomer) Brooks McKowen, G (All-Freshman) 2005 Ben Jacobson, G (1st) Erik Crawford, G (HM) Eric Coleman, C (All-Freshman, All-Newcomer, Freshman of the Year)	Grant Stout, F (HM, All-Defense, All-Improved) 2006 Ben Jacobson, G (1st) Grant Stout, F (1st, All-Defense) Eric Coleman, C (HM) 2007 Eric Coleman, C (2nd) Grant Stout, F (2nd) 2008 Eric Coleman, C (2nd) 2009 Adam Koch, F (1st) Kwadzo Ahelegbe, G (2nd, All-Defense, All-Improved) Ali Farokhmanesh, G (All-Newcomer) Johnny Moran, G (All-Freshman) Lucas O'Rear, F (All-Bench, Sixth Man of Year) Travis Brown, G (All-Bench) 2010 Adam Koch, F (1st, All-Defense) Jordan Eglseder, C (2nd) Kwadzo Ahelegbe, G (HM, All-Defense) Ali Farokhmanesh, G (HM) Lucas O'Rear, F (All-Bench, Sixth Man of Year) 2011 Kwadzo Ahelegbe, G (1st, All-Defense, Defensive MVP) Anthony James, G (HM, All-Improved Captain) Lucas O'Rear, F (All-Defense) 2012 Anthony James, G (HM) Deon Mitchell, G (All-Freshmen) Chip Rank, F (All-Bench) Seth Tuttle, F (Freshman of Year, All-Freshman, All-Newcomer) 2013 Anthony James, G (2nd) Matt Bohannon, G (All-Bench) 2014 Seth Tuttle, F (1st) Jeremy Morgan, G (All-Freshman) Wes Washpun, G (All-Newcomer) Matt Bohannon, G (All-Improved) Nate Buss, F (All-Bench Captain, All-Improved) 2015 Seth Tuttle, F (1st) Deon Mitchell (HM) Wes Washpun, G (HM, Sixth Man, Captain All-Bench) Nate Buss (All-Bench) Paul Jespersen (All-Newcomer) Marvin Singleton (All-Improved) 2016 Wes Washpun, G (2nd) Matt Bohannon (HM) Jeremy Morgan (HM, All-Defense) Klint Carlson (All-Bench) Bennett Koch (All-Improved) 2017 Jeremy Morgan, G (2nd, All-Defense) Spencer Haldeman, G (All-Freshman) 2018 Bennett Koch, F (3rd) Tywhon Pickford, G (All-Freshman/All-Mewcomer) Wyatt Lohaus, G (All-Bench)
--	--	--

Academic All-Conference

1977 Mike Kemp, G Mark Enright, C 1978 Mike Kemp, G Mark Long, G Mike Clark, F 1982 Ray Storck, C 1983 Jay Block, F Ray Storck, C 1984 Jay Block, F Randy Kraayenbrink, G 1985 Randy Kraayenbrink, G Robbie Williams, G 1986 Robbie Williams, G 1989 Nick Pace, C	1990 Nick Pace, C 1992 Terry Merfeld, C Nick Pace, C 1997 Darian DeVries, G (2nd) 1998 Darian DeVries, G (1st) 2003 Matt Schneiderman, F (1st) Ryan Paulsen, G (HM) 2004 Matt Schneiderman, F (1st) 2005 Brooks McKowen, G (2nd) Erik Crawford, G (2nd) Grant Stout, F (HM) Jon Godfread, C (HM) 2006 Erik Crawford, G (2nd) Brooks McKowen, G (2nd)	Grant Stout, F (2nd) 2007 Brooks McKowen, G (2nd) Grant Stout, F (2nd) 2008 Adam Koch, F (2nd) 2009 Adam Koch, F (1st) 2010 Adam Koch, F (1st) Kerwin Dunham, G (HM) 2011 Kwadzo Ahelegbe, G (1st) Kerwin Dunham, G (HM) Austin Pehl, C (HM) Chip Rank, F (1st) 2012 Austin Pehl, C (2nd) Chip Rank, F (2nd) 2013 Chip Rank, F (2nd) 2014 Chip Rank, F (1st)
--	---	--

Yearly Statistics

Year	Coach	W-L	Fin.	FG-FGA	Pct.	3FG-3FGA	Pct.	FT-FTA	Pct.	Reb.-Avg.	PF-D	A	TO	BS	ST	Pts.-Avg
17-18	Ben Jacobson	16-16	9th	720-1714	.420	229-684	.335	387-537	.721	1109-34.7	482-6	345	364	80	1662056-64.3	
16-17	Ben Jacobson	14-16	3rd	622-1559	.399	229-702	.326	381-520	.733	883-29.4	464-8	298	342	84	1971854-61.8	
15-16	Ben Jacobson	23-13	4th	849-1863	.456	298-796	.374	479-633	.757	1091-30.3	560-13	429	357	94	2042475-68.8	
14-15	Ben Jacobson	31-4	2nd	776-1618	.480	257-645	.398	472-644	.733	1071-30.6	508-7	413	363	84	2072281-65.2	
13-14	Ben Jacobson	16-15	3rd	762-1693	.450	264-732	.361	468-646	.724	1022-33.0	568-12	436	330	90	1752256-72.8	
12-13	Ben Jacobson	21-15	3rd	828-1869	.443	280-762	.367	464-613	.757	1148-31.9	527-10	442	432	88	2232400-66.7	
11-12	Ben Jacobson	20-14	T3rd	754-1752	.430	267-691	.386	441-605	.729	1078-31.7	534-10	384	369	63	2032216-65.2	
10-11	Ben Jacobson	20-14	T4th	728-1702	.428	250-727	.344	461-605	.762	1010-29.7	583-13	359	314	57	1712167-63.7	
09-10	Ben Jacobson	30-5	1st	747-1741	.429	233-659	.354	489-645	.758	1130-32.3	556-5	367	372	70	1982216-63.3	
08-09	Ben Jacobson	23-11	T1st	766-1692	.453	217-628	.346	541-718	.753	1139-33.5	619-16	418	397	83	1462290-67.4	
07-08	Ben Jacobson	18-14	T5th	670-1506	.445	177-529	.335	479-654	.732	1038-32.4	582-10	374	379	104	1301996-62.4	
06-07	Ben Jacobson	18-13	5th	701-1554	.451	202-555	.364	436-620	.703	1048-33.8	511-11	414	386	99	1322040-65.8	
05-06	Greg McDermott	23-10	T5th	754-1662	.454	219-642	.341	438-608	.720	1100-33.3	480-6	439	401	124	1792165-65.6	
04-05	Greg McDermott	21-11	T3rd	847-1763	.480	226-593	.381	391-560	.698	1071-33.5	556-13	491	373	138	1922311-72.2	
03-04	Greg McDermott	21-10	T2nd	723-1644	.440	223-630	.354	478-648	.738	1068-34.5	517-6	410	388	63	1652147-69.3	
02-03	Greg McDermott	11-17	7th	646-1438	.449	216-572	.378	322-473	.681	873-31.2	455-6	396	369	51	1401830-65.4	
01-02	Greg McDermott	14-15	7th	699-1573	.444	217-601	.361	441-602	.733	853-29.4	534-18	383	363	50	2052056-70.9	
00-01	Sam Weaver	7-24	10th	664-1587	.418	147-445	.330	390-621	.628	961-31.0	617-22	355	474	61	2241865-60.2	
99-00	Sam Weaver	14-15	7th	624-1425	.438	123-362	.340	427-598	.714	921-31.8	499-19	326	412	89	1741798-62.0	
98-99	Sam Weaver	9-18	T8th	645-1410	.458	167-430	.388	446-607	.735	836-31.0	478-12	319	414	43	2131903-70.5	
97-98	Eldon Miller	10-17	9th	667-1673	.399	194-568	.342	341-516	.661	1040-38.5	557-15	371	390	105	2011869-69.2	
96-97	Eldon Miller	16-12	T4th	692-1574	.440	143-414	.345	469-639	.734	973-34.8	544-10	364	413	90	2281996-71.3	
95-96	Eldon Miller	14-13	T7th	701-1579	.444	204-541	.377	477-677	.705	967-35.8	542-7	344	415	92	2262083-77.2	
94-95	Eldon Miller	8-20	T9th	658-1504	.438	138-433	.319	448-688	.651	946-33.8	618-22	301	489	107	2051902-67.9	
93-94	Eldon Miller	16-13	5th	793-1676	.473	140-398	.352	448-650	.689	1046-36.1	580-10	356	448	115	2262174-75.0	
92-93	Eldon Miller	12-15	6th	617-1376	.448	62-182	.341	359-533	.674	873-32.3	488-4	260	431	69	1991655-61.3	
91-92	Eldon Miller	10-18	7th	669-1526	.438	117-329	.356	360-517	.696	908-32.4	589-18	326	453	73	2011815-64.8	
90-91	Eldon Miller	13-19	T4th	806-1832	.440	167-476	.351	391-525	.745	1054-32.9	550-14	414	442	66	2322170-67.8	
89-90	Eldon Miller	23-9	T3rd	924-1849	.500	165-411	.402	480-674	.712	1144-35.8	559-10	497	449	91	1862493-77.9	
88-89	Eldon Miller	19-9	2nd	899-1796	.501	149-381	.391	435-608	.716	1049-37.5	563-13	505	426	60	1962382-85.1	
87-88	Eldon Miller	10-18	T6th	800-1653	.484	136-344	.395	436-595	.733	913-32.6	622-24	445	427	50	1872172-77.6	
86-87	Eldon Miller	13-15	5th	765-1618	.473	108-256	.422	390-507	.769	936-33.4	581-16	382	434	67	2052028-72.4	
85-86	Jim Berry	8-19	T7th	780-1549	.504	-	-	347-468	.741	870-32.2	563-23	465	418	49	1761907-70.6	
84-85	Jim Berry	12-16	6th	716-1559	.459	-	-	389-545	.714	875-31.3	552-13	367	341	57	1711821-65.0	
83-84	Jim Berry	18-10	2nd	754-1525	.494	-	-	424-615	.689	778-27.8	579-25	422	462	100	2281932-69.0	
82-83	Jim Berry	13-18	5th	828-1817	.456	-	-	345-564	.612	940-30.3	635-23	359	447	96	2432010-64.8	
81-82	Jim Berry	12-15	T1st	662-1506	.440	-	-	325-501	.649	772-28.6	481-14	264	413	66	1951649-61.1	
80-81	Jim Berry	8-19	None	653-1423	.459	-	-	305-445	.685	720-26.7	514-25	394	466	50	1551611-59.7	
79-80	Jim Berry	12-13	T3rd	690-1408	.491	-	-	276-417	.662	769-31.0	418-10	418	414	66	1661656-66.4	
78-79	Jim Berry	18-11	T2nd	921-1804	.510	-	-	371-529	.701	1063-36.6	551-20	444	419	76	1632213-76.3	
77-78	Jim Berry	15-12	-	792-1632	.485	-	-	301-467	.644	889-33.0	552-16	514	-	-	-	1877-69.9
76-77	Jim Berry	9-18	T7th	829-1846	.449	-	-	269-384	.700	860-31.9	442-18	402	-	-	-	1927-71.4
75-76	Jim Berry	9-17	T5th	801-1859	.430	-	-	357-499	.715	1119-43.0	524-20	396	-	-	-	1959-75.3
74-75	Jim Berry	6-20	7th	750-1729	.434	-	-	324-464	.698	1040-40.0	485-27	318	-	-	-	1824-70.2
73-74	Jim Berry	4-22	8th	719-1694	.424	-	-	249-360	.692	993-38.2	559-15	421	-	-	-	1687-64.9
72-73	Zeke Hogeland	11-13	6th	707-1536	.460	-	-	374-529	.707	993-41.3	485-16	279	-	-	-	1788-74.5
71-72	Zeke Hogeland	10-13	4th	639-1415	.452	-	-	458-660	.694	1041-45.3	-	293	-	-	-	1736-75.5
70-71	Zeke Hogeland	6-20	T6th	-	-	-	-	-	-	-	-	-	-	-	-	2005-77.1
69-70	Zeke Hogeland	13-12	3rd	651-1584	.410	-	-	493-777	.634	1208-48.3	548-17	-	-	-	-	1795-71.8
68-69	Zeke Hogeland	15-9	-	737-1568	.470	-	-	517-757	.683	1142-47.6	394-13	-	-	-	-	1991-82.9
67-68	Zeke Hogeland	15-7	T2nd	724-1608	.450	-	-	489-711	.687	1172-53.2	400	-	-	-	-	1939-88.1
66-67	Norm Stewart	11-11	T2nd	614-1245	.493	-	-	365-583	.626	898-40.8	335-15	-	-	-	-	1593-72.4
65-66	Norm Stewart	13-7	2nd	508-1167	.435	-	-	338-509	.664	878-43.9	311-15	-	-	-	-	1354-67.7
64-65	Norm Stewart	16-7	2nd	633-1349	.461	-	-	478-667	.716	1013-44.0	392-9	-	-	-	-	1744-75.8
63-64	Norm Stewart	23-4	1st	804-1804	.445	-	-	512-723	.708	1290-47.7	408-15	-	-	-	-	2120-78.5
62-63	Norm Stewart	15-8	2nd	623-1427	.437	-	-	495-689	.718	1049-45.6	492	-	-	-	-	1741-75.7
61-62	Norm Stewart	19-5	T1st	712-1630	.437	-	-	484-706	.686	1326-55.3	469	-	-	-	-	1908-79.5
60-61	Jim Witham	16-5	2nd	643-1602	.401	-	-	350-536	.653	1282-61.0	352-8	-	-	-	-	1636-77.9
59-60	Jim Witham	15-8	T2nd	679-1773	.383	-	-	400-661	.605	1409-61.3	431	-	-	-	-	1758-76.4
58-59	Jim Witham	11-12	4th	651-1767	.368	-	-	353-572	.617	1298-56.4	473	-	-	-	-	1655-71.9
57-58	Jim Witham	9-14	6th	561-1600	.351	-	-	346-571	.606	960-41.7	404	-	-	-	-	1468-63.8
56-57	Jim Witham	12-10	T3rd	536-1460	.367	-	-	419-623	.672	861-39.1	366	-	-	-	-	1491-67.8
55-56	Stanley Hall	8-11	5th	508-1403	.362	-	-	373-577	.648	980-51.6	377	-	-	-	-	1389-73.1
54-55	Stanley Hall	11-11	T2nd	630-1719	.366	-	-	447-670	.667	983-44.7	434	-	-	-	-	1707-77.6
53-54	O.M. Nordly	6-15	4th	476-1351	.352	-	-	378-607	-	668-31.8	385	-	-	-	-	1330-63.3

Team Records - All Games

Wins-Losses

Most Games, Season: 36, 2012-13
 Fewest Games, Season: 19, 1955-56
 Wins, Season: 31, 2014-15 (35 games)
 Losses, Season: 24, 2000-01 (31 games)
 Consecutive Wins: 16, 2014-15
 Consecutive Losses, Season: 10, 1973-74; 2000-01
 Most Road Wins: 9, 2009-10; 2014-15
 Road Win Streak: 7, 2008-09 (1) to 2009-10 (6); 2014-15
 Road Losing Streak: 17, 1973-75; 10, 1973-74; 1976-77
 Home Win Streak: 21, 2009-2010
 Home Losing Streak: 4, 1973-74
 Highest Winning Percentage, Season: .886, 2014-15 (31-4)
 Lowest Winning Percentage, Season: .154, 1973-74 (4-22)
 Best Conference Record, Season: 9-1, 1963-64 (.900)
 Worst Conference Record, Season: 1-13, 1973-74
 Most Conference Games Won, Season: 16, 2014-15
 Most Conference Games Lost, Season: 15, 2000-01
 Most Overtimes: 6 (vs. North Dakota St.), 1958-59

National Top 25 Polls

Highest National Ranking (Coaches): No. 9 (3/1615)
 Highest National Ranking (AP): No. 10 (2/23/15; 3/9/15)

Points

Game: 126 (vs. Eastern Illinois), 1987-88 (4 OT)
 Against, Game: 123 (vs. Iowa St.), 1974-75
 Season: 2,493 (32 games), 1989-90
 Against, Season: 2,328 (32 games), 1989-90
 Both Teams, Game: 247 (UNI 126, Eastern Illinois 121, 4 OT), 1987-88
 Most Points Scored in a Half: 65 (vs. Stephen F. Austin), 1989-90
 Most Points Scored on the Road: 109 (vs. Nebraska), 1995-96
 Highest Average, Season: 88.1 (22 games), 1967-68
 Highest Average Allowed, Season: 86.5, 1970-71
 Biggest Margin, For: 64 (UNI 96, Grinnell 32), 1945-46
 Biggest Margin, Against: 57 (Iowa 73, UNI 16), 1906-07
 Most Consecutive 70-or-More-Point Games: 18, 1987-88, 1988-89
 Most Consecutive 80-or-More-Point Games: 4, Several Times, 1987-88, 1988-89
 Most Consecutive 90-or-More-Point Games: 2, 1988-89; 1993-94
 Most Points Scored in a Losing Game: 101 (vs. Armstrong St.), 1978-79
 Fewest Points Scored in a Winning Game: 39 (vs. North Dakota St.), 1951-52
 Fewest Points Scored in a Losing Game: 39 (at Illinois St.), 1981-82; (at Bradley), 1999-00

Field Goals

FGs Made, Game: 47 (vs. Eastern Illinois), 1987-88; (vs. Stephen F. Austin) 1989-90
 Season: 924 (32 games), 1989-90
 Most FGs Made, 2 Teams: 88 (47-41) (vs. Eastern Illinois, 4 OTs), 1987-88
 FGs Attempted, Game: 98 (vs. Eastern Illinois), 1987-88
 Season: 1849 (32 games), 1989-90
 Highest FG Percentage, Game: .732 (vs. Cleveland St.), 1985-86
 Season: .510, 1978-79
 Highest FG Percentage Allowed, Season: .531, 1973-74

Free Throws

FTs Made, Game: 42 (vs. Morningside), 1961-62
 Season: 617, 1970-71
 Highest FT Percentage, Game: 1.000 (18-18, vs. Cleveland St.), 1990-91
 Season: .769 (390-507), 1986-87
 FTs Allowed, Game: 41 (Missouri St.), 1987-88
 Season: 514, 1994-95
 FTs Attempted, Game: 56 (vs. South Dakota), 1970-71
 Season: 887, 1970-71
 FT Attempts Allowed, Game: 55 (Nebraska), 1994-95
 Season: 752, 1969-70

3-Point Field Goals

3-Point FGs Made, Game: 20 vs. South Dakota State (12/7/16)
 Season: 298, 2015-16
 Consecutive Games With at Least One 3-Point Basket, Season: 36, 2012-13
 Consecutive Games With at Least Three 3-Point Baskets, Season: 36, 2012-13
 3-Point FGs Attempted, Game: 37 vs. South Dakota St. (12/7/16)
 Season: 796, 2010-11
 3-Point FG Percentage, Game: 1.000 (vs. William Penn, 4-4), 1987-88
 Season: .422 (108-256), 1986-87
 3-Point FGs Allowed, Game: 16 at Wyoming (12/3/16)
 Season: 255, 2015-16
 Highest 3-Point FG Percentage Allowed, Game: 1.000 (Wisconsin-Green Bay, 5-5)

Rebounds

Game: 83 (vs. South Dakota St.), 1959-60
 Season: 1,409 (23 games), 1959-60
 Most Rebounds Allowed, Game: 74 (North Dakota), 1957-58
 Season: 1,369, 1963-64
 Highest Rebound Average, Season: 61.3, 1959-60
 Highest Rebound Average Allowed, Season: 50.9, 1967-68

Fouls

Game: 36 (vs. Nebraska), 1994-95
 Season: 635, 1982-83
 Most Disqualifications, Season: 28, 1962-63

Assists

Game: 32 (vs. South Dakota St.), 1976-77
 Season: 514, 1977-78
 Assists Allowed, Game: 35 (Augustana), 1976-77
 Season: 464, 1977-78

Turnovers

Most Turnovers, Game: 38 (vs. Central Missouri St.), 1973-74

Steals

Game: 25 (vs. Drake), 1983-84
 Season: 243, 1982-83
 Steals Allowed, Game: 23 (Iowa), 1994-95
 Season: 239, 1994-95

Blocked Shots

Game: 15 (vs. Cleveland St.), 1983-84
 Season: 138, 2004-05
 Blocked Shots Allowed, Game: 14 (Missouri St.), 1989-90

Missouri Valley Conference Games Only (1992-2018)**Wins-Losses**

Wins, Season: 16, 2014-15
 Best Conference Record, Season: 16-2, 2014-15
 Losses, Season: 15, 2000-01
 Worst Conference Record, Season: 3-15, 2000-01
 Consecutive Wins: 16, 2014-15
 Consecutive Losses: 7, 2000-01
 Road Win Streak: 7, 2008-09; 2014-15
 Road Losing Streak, Consecutive Seasons
 (Regular Season Games Only): 15, 1999-01
 Home Win Streak: 12, 2013-14-present
 Home Losing Streak: 3, 1998-99; 2000-01, 2010-11 to 2011-12
 Highest Winning Percentage, Season: .889 (16-2), 2014-15
 Lowest Winning Percentage, Season: .167 (3-15), 2000-01

Points

Game: 102 vs. Drake, 1993-94
 Against, Game: 97, Southern Ill., 1993-94; Illinois St., 1995-96
 Most Points Scored on the Road: 102 at Drake, 1993-94
 Season: 1,364, 1995-96
 Against, Season: 1,366, 1995-96
 Highest Average, Season: 75.8, 1995-96
 Highest Average Allowed, Season: 75.9, 1995-96
 Highest Winning Margin: 36 (80-44) vs. Bradley (12/30/15)
 Largest Losing Margin: 41 at Bradley, 1999-00
 Most Points in a Losing Game: 94 vs. Southern Ill., 1993-94
 Fewest Points in a Winning Game: 46 at Illinois St. (1/12/11)
 Fewest Points in a Losing Game: 39 at Bradley, 1999-00

Field Goals

Field Goals Made, Season: 491, 1993-94
 Field Goals Attempted, Season: 1,051, 1995-96
 Highest Field Goal Percentage, Season: .485, 2014-15
 Highest Field Goal Percentage Allowed, Season: .493, 2001-02

Free Throws

Free Throws Made, Season: 314, 1998-99
 Free Throws Attempted, Season: 423, 1995-96
 Highest Free Throw Percentage, Season: .810, 2009-10
 Free Throws Allowed, Season: 401, 2008-09
 Free Throw Attempts Allowed, Season: 498, 1994-95

3-Point Field Goals

3-Point Field Goals Made, Season: 175, 2013-14
 3-Point Field Goals Attempted, Season: 435, 2013-14
 3-Point Field Goal Percentage, Season: .409, 2014-15
 3-Point Field Goals Allowed, Season: 145, 2007-08
 3-Point Field Goal Attempts Allowed, Season: 377, 2015-16
 3-Point Field Goal Percentage Allowed, Season: .413, 2001-02

Rebounds

Season: 622, 1996-97
 Most Allowed, Season: 682, 1995-96
 Highest Average, Season: 35.1, 1995-96
 Highest Average Allowed, Season: 40.8, 1995-96

Fouls

Season: 400, 1994-95
 Most Disqualifications, Season: 15, 1994-95

Assists

Season: 274, 2013-14
 Assists Allowed, Season: 272, 1998-99

Turnovers

Season: 291, 2000-01
 Turnovers Forced, Season: 296, 1995-96

Steals

Season: 155, 1998-99
 Steals Allowed, Season: 144, 1993-94

Blocked Shots

Season: 79, 2004-05
 Blocked Shots Allowed, Season: 65, 2001-02



Seth Tuttle

Individual Records - All Games**Points**

Game: 40, Jerry Waugh (vs. North Dakota), 1967-68; Cam Johnson (vs. Drake), 1993-94
 Half: 38, Jeremy Morgan (vs. North Dakota, 12/10/16)
 Season: 645, Randy Blocker, 1993-94
 Career: 2,033, Jason Reese, 1986-90
 Highest Scoring Average, Season: 23.0, Randy Blocker, 1993-94
 Highest Scoring Average, Career: 21.0, Randy Blocker, 1992-94

Field Goals

FGs Made, Game: 16, Craig Knepe (vs. South Dakota St.), 1964-65; Jason Reese (vs. Southern Methodist), 1988-89
 Season: 240, Randy Kraayenbrink, 1984-85; Jason Reese, 1988-89
 Career: 794, Randy Kraayenbrink, 1983-86
 Highest Percentage, Game: 1.000 (10-10), Jim Davis (vs. Westmar), 1973-74; Matt Schneiderman (vs. Wayne St. (Neb.)), 2002-03
 Highest Percentage, Season: .644 (121-188), Jason Sims, 1994-95
 Highest Percentage, Career: .602 (421-699), David Gruber, 2002-04
 FGs Attempted, Game: 26, Cam Johnson (vs. Iowa), 1993-94; Randy Kraayenbrink (vs. Prairie View A&M), 1985-86
 FGs Attempted, Season: 503, Randy Blocker, 1993-94
 Career: 1,644, Randy Kraayenbrink, 1982-86

Free Throws

FTs Made, Game: 19, Bill McCoy (vs. Bemidji), 1970-71
 Season: 212, Bill McCoy, 1970-71
 Career: 504, Jason Reese, 1987-90
 Consecutive Made: 32, Bill McCoy, 1971-72
 Highest Percentage, Game: 1.000 (15-15), Scott Stafford (vs. Western Illinois), 1984-85
 Highest Percentage, Season (min. 50 made): .874 (104-119), Dale Turner, 1991-92
 Highest Percentage (min. 149 made), Career: .856 (149-174), Maurice Newby, 1988, 1989-91
 FTs Attempted, Game: 21, Paul Balcom (vs. Macalester), 1962-63; Jason Daisy (vs. Central Florida), 1995-96
 Season: 274, Bill McCoy, 1970-71
 Career: 670, Jason Reese, 1986-90

3-Point Field Goals

3-Point FGs Made, Game: 8, Cam Johnson (vs. Drake), 1993-94; Paul Jespersen (at Bradley), 2015-16
 Season: 96, Marc Sonnen, 2012-13
 Career: 268, Matt Bohannon, 2012-2016
 Highest Percentage, Game (min. 5 made): 1.000 (6-6), Darian DeVries (vs. Chicago St.), 1997-98; 1.000 (5-5), Adam Koch (vs. East Carolina), 2009-10
 Highest Percentage, Season (min. 30 att.): .547 (29-53), Cam Johnson, 1992-93
 3-Point FGs Attempted, Game: 16, Cam Johnson (vs. Southern Ill.), 1993-94; Matt Bohannon (vs. BYU), 2015-16
 Season: 232, Matt Bohannon, 2015-16
 Career: 690, Matt Bohannon, 2012-16
 Most Consecutive Games Scoring 3-Pt. Goal: 27, Nick Nurse (Feb. 23, 1987-Feb. 20, 1988)

Rebounds

Game: 34, Pete Spoden (vs. Winona St.), 1960-61
 Season: 418, Jim Jackson, 1958-59
 Career: 1,097, Jim Jackson, 1958-61
 Highest Average, Season: 18.2, Jim Jackson, 1958-59
 Highest Average, Career: 16.4, Jim Jackson, 1958-61

Fouls

Season: 107, Bill Runchey, 1974-75
 Disqualifications, Season: 12, Bill Jones, 1980-81

Assists

Game: 16, Jay Imhoff, 1979-80
 Season: 190, Wes Washpun, 2015-16
 Career: 520, Dale Turner, 1988-92
 Highest Average, Season: 5.8, Jay Imhoff, 1979-80; Brooks McKowen, 2006-07
 Highest Average, Career: 4.4, Dale Turner, 1988-92

Steals

Game: 9, Cam Johnson (vs. St. Bonaventure), 1992-93
 Season: 100, Brent Carmichael, 1982-83
 Career: 180, Brent Carmichael, 1981-83

Blocked Shots

Game: 8, Scott Stafford (vs. Cleveland St.), 1983-84
 Season: 80, Grant Stout, 2005-06
 Career: 222, Grant Stout, 2003-07

Individual Records - MVC Games Only (1992-2018)

Points

Game: 40, Cam Johnson (vs. Drake), 1993-94
 Season: 406, Randy Blocker, 1993-94
 Career: 1,121, Jason Daisy, 1993, 1995-97

Field Goals

Game: 14, Cam Johnson (vs. Drake), 1993-94; Ben Jacobson (at Creighton), 2004-05
 Season: 148, Randy Blocker, 1993-94
 Career: 392, Jason Daisy, 1992-93, 1994-97
 Attempted, Game: 25, Cam Johnson (vs. Drake), 1993-94; Anthony James (at Illinois St.), 2011-12
 Attempted, Season: 303, Jason Daisy, 1995-96
 Attempted, Career: 902, Jason Daisy, 1992-97
 Highest Percentage, Game (min. 5 made): 1.000 (8-8), Brooks McKowen vs. Drake, 2005-06
 Highest Percentage, Season: .633 (76-120), Jason Sims, 1994-95
 Highest Percentage, Career: .603 (348-577), Seth Tuttle, 2011-15

Free Throws

Game: 18, Adam Koch (vs. Missouri St.), 2009-10
 Season: 110, Jason Daisy, 1996-97
 Career: 245, Jason Daisy, 1992-93, 1994-97
 Highest Percentage, Game (min. 10 made): 1.000 (14-14), Darian DeVries (vs. Evansville), 1997-98
 Highest Percentage, Season (min. 35 made): .904 (66-73), Darian DeVries, 1995-96
 Highest Percentage, Career (min. 100 made): .843 (252-299), Robbie Sieverding, 1998-02

3-Point Field Goals

Game: 8, Cam Johnson (vs. Drake), 1993-94; Paul Jespersen (at Bradley), 2015-16
 Season: 61, Matt Bohannon, 2013-14
 Career: 167, Matt Bohannon, 2012-16
 Highest Percentage, Game (min. 5 attempts): 1.000 (5-5), Robbie Sieverding (vs. Southern Illinois), 1998-99
 Highest Percentage, Season (min. 1 made per game): .550 (22-40), Cam Johnson, 1992-93
 Highest Percentage, Career (min. 50 made): .516 (81-157), Cam Johnson, 1989-94

Rebounds

Game: 17, Joe Breakenridge (vs. Evansville), 2000-01
 Season: 194, Joe Breakenridge, 2000-01
 Career: 482, Seth Tuttle, 2011-15



Individual Career Scoring

- Jason Reese (1986-90) 2,033
- Randy Kraayenbrink (1982-86) 2,004
- Ben Jacobson (2002-06) 1,787
- Seth Tuttle (2011-15) 1,747
- Jason Daisy (1992-97) 1,721
- Bill Mc Coy (1969-73) 1,713
- Eric Coleman (2004-08) 1,522
- Ron Lemons (1975-79) 1,476
- Robbie Seiverding (1998-2002) 1,402
- Kwadzo Ahelegbe (2006-11) 1,329

Scoring Average

- Randy Blocker (1992-94) 21.0
- Jerry Waugh (1965-68) 20.8
- Ken Huelman (1966-69) 18.8
- Randy Kraayenbrink (1982-86) 17.9
- Jason Reese (1986-90) 17.8
- Pete Spoden (1959-64) 17.7
- Bill McCoy (1969-73) 17.7
- Craig Knepp (1963-66) 17.1
- Jason Daisy (1992-97) 16.7
- Scott Plondke (1985-86) 16.5

Field Goals Made

- Randy Kraayenbrink (1982-86) 794
- Jason Reese (1986-90) 764
- Ben Jacobson (2002-06) 637
- Ron Lemons (1975-79) 629
- Seth Tuttle (2011-15) 600
- Jason Daisy (1992-97) 589
- Eric Coleman (2004-08) 586
- Bill McCoy (1969-73) 567
- Cedrick McCullough (1988-92) 505
- Ken Huelman (1966-69) 476

Field Goal Attempts

- Randy Kraayenbrink (1982-86) 1,644
- Ben Jacobson (2002-06) 1,459
- Jason Reese (1986-90) 1,401
- Jason Daisy (1992-97) 1,287
- Ron Lemons (1975-79) 1,213
- Bill McCoy (1969-74) 1,177
- Pete Spoden (1959-64) 1,131
- Anthony James (2008-13) 1,107
- Howie Pigg (1951-55) 1,071
- Eric Coleman (2004-08) 1,048

Field Goal Percentage

(minimum 100 made)

- David Gruber (2001-04) 602 (421-699)
- Jason Sims (1992-96) 598 (250-418)
- Steve Phylfe (1987-90) 584 (373-639)
- Greg McDermott (1984-88) 581 (402-692)
- Seth Tuttle (2011-15) 576 (600-1,041)
- Lucas O'Rear (2007-11) 5593 (198-354)
- Eric Coleman (2004-08) 5591 (586-1,048)
- Joe Breakenridge (1997-01) 549 (368-670)
- Scott Plondke (1985-86) 547 (179-327)
- Jordan Eglseider (2006-10) 545 (439-806)

3-Point Field Goals Made

- Matt Bohannon (2012-16) 268
- Ben Jacobson (2002-06) 203
- Johnny Moran (2008-12) 201
- Marc Sonnen (2009-13) 201
- Jeremy Morgan (2013-17) 173
- Nick Nurse (1985-89) 170
- Darian DeVries (1994-98) 166
- Robbie Sieverding (1998-02) 157
- Ali Farokhmanesh (2008-10) 152
- Maurice Newby (1987-91) 146

3-Point Field Goal Attempts

- Matt Bohannon (2012-16) 690
- Johnny Moran (2008-12) 601
- Ben Jacobson (2002-06) 519
- Marc Sonnen (2009-13) 480
- Jeremy Morgan (2013-17) 475
- Chris Foster (2000-05) 422
- Robbie Sieverding (1998-02) 418
- Darian DeVries (1994-98) 407
- Ali Farokhmanesh (2008-10) 405
- Maurice Newby (1987-91) 391

3-Point Field Goal Percentage

(Minimum 50 made)

- Nick Nurse (1985-89) 468 (170-363)
- Nate Buss (2011-15) 442 (92-208)
- Cam Johnson (1989-94) 423 (130-307)
- Marc Sonnen (2009-13) 419 (201-480)
- Ryan Paulsen (2000-03) 415 (54-130)
- Adam Viet (2004-08) 413 (99-240)
- Darian DeVries (1994-98) 408 (166-407)
- Paul Jespersion (2014-16) 408 (130-319)
- Jared Josten (2004-08) 406 (82-203)
- John Little (2002-06) 403 (112-278)

Free Throws Made

- Bill McCoy (1969-73) 579
- Seth Tuttle (2011-15) 508
- Jason Reese (1986-90) 504
- Adam Koch (2006-10) 446
- Robbie Sieverding (1998-02) 423
- Randy Kraayenbrink (1982-86) 410
- Jason Daisy (1992-97) 407
- Kwadzo Ahelegbe (2006-11) 393
- Eric Coleman (2004-08) 350
- Jake Koch (2009-13) 340

Free Throw Attempts

- Bill McCoy, 1969-73 762
- Seth Tuttle (2011-15) 675
- Jason Reese, 1986-90 670
- Eric Coleman, 2004-08 592
- Adam Koch, 2006-2010 569
- Jason Daisy, 1992-97 543
- Ken Huelman, 1967-69 539
- Randy Kraayenbrink, 1982-86 515
- Kwadzo Ahelegbe, 2006-11 515
- Robbie Sieverding, 1998-2002 506

Free Throw Percentage

- Paul Jespersion (2014-16) 878 (65-74)
- Maurice Newby (1987-91) 856 (149-174)
- Jared Josten (2004-08) 843 (118-140)
- Robbie Sieverding (1998-02) 836 (423-506)
- Troy Muilenberg (1987-91) 835 (237-284)
- Darian DeVries (1994-98) 823 (302-367)
- Ali Farokhmanesh (2008-10) 810 (85-105)
- Nate Buss (2011-15) 806 (83-103)
- Jake Koch (2009-13) 798 (340-426)
- Randy Kraayenbrink (1982-86) 796 (410-515)

Rebounding

- Pete Spoden (1959-64) 1,104
- Jim Jackson (1958-01) 1,097
- Eric Coleman (2004-08) 997
- Grant Stout (2003-07) 920
- Seth Tuttle (2011-15) 917
- Ken Huelman (1966-69) 818
- Jason Reese (1986-90) 773
- Joe Breakenridge (1997-01) 766
- Ron Lemons (1975-79) 760
- Randy Beilke (1970-73) 752

Rebounding Average

- Jim Jackson (1958-61) 16.4
- Pete Spoden (1959-64) 15.8
- Al Carew (1951-52) 12.2
- Ray Nissen (1954-56) 12.1
- Ken Huelman (1966-69) 12.0
- Del Nicklaus (1954-57) 10.0
- Craig Knepp (1963-66) 9.8
- Paul Balcom (1961-63) 9.0
- Joe Breakenridge (1997-2001) 8.1
- John Martin (1967-70) 8.0

Assists

- Dale Turner (1988-92) 520
- Brooks McKowen (2003-07) 425
- Robbie Williams (1982-86) 418
- Wes Washpun (2013-16) 399
- Mark Long (1975-79) 387
- Deon Mitchell (2011-15) 373
- Chris Foster (2000-05) 370
- Ben Jacobson (2002-06) 357
- Kwadzo Ahelegbe (2006-11) 342
- Nick Nurse (1985-89) 340

Blocked Shots

- Grant Stout (2003-07) 222
- Jake Koch (2009-13) 123
- Jordan Eglseider (2006-2010) 120
- Sean Hawkins (1994-98) 118
- Eric Coleman (2004-08) 115
- Jeremy Morgan (2013-pres.) 99
- Seth Tuttle (2011-15) 95
- Jason Sims (1992-96) 90
- Scott Stafford (1984-85) 85
- Steve Phylfe (1988-90) 66

Steals

- Brent Carmichael (1981-83) 180
- Jeremy Morgan (2013-17) 179
- Nick Nurse (1986-89) 165
- Andy Woodley (1998-02) 159
- Ben Jacobson (2002-06) 154
- Johnny Moran (2008-12) 152
- Dale Turner (1988-92) 143
- Robbie Williams (1982-86) 140
- Brian Carpenter (1992-96) 138
- Darian DeVries (1994-98) 131

Games Played

- Marc Sonnen (2008-13) 139
- Jake Koch (2008-13) 138
- Matt Bohannon (2012-16) 138
- Seth Tuttle (2011-15) 136
- Johnny Moran (2008-12) 135
- Chip Rank (2010-14) 135
- Deon Mitchell (2011-15) 135
- Kwadzo Ahelegbe (2006-11) 133
- Adam Koch (2006-10) 132
- Jeremy Morgan (2013-17) 131

Games Started

- Seth Tuttle (2011-15) 136
- Johnny Moran (2008-12) 135
- Ben Jacobson (2002-06) 120
- Brooks McKowen (2003-07) 117
- Deon Mitchell (2011-15) 115
- Eric Coleman (2004-08) 114
- Jeremy Morgan (2013-17) 110
- Cedrick McCullough (1988-92) 109
- Matt Bohannon (2012-16) 108
- Randy Kraayenbrink (1982-86) 107
- Dale Turner (1988-92) 107
- Kwadzo Ahelegbe (2006-11) 107

Individual Season Points

- Randy Blocker, 1993-94 645
- Jason Reese, 1989-90 638
- Jason Reese, 1988-89 623
- Jason Daisy, 1995-96 603
- Jason Daisy, 1996-97 593
- Cam Johnson, 1993-94 592
- Randy Kraayenbrink, 1984-85 587
- Ben Jacobson, 2004-05 572
- Randy Kraayenbrink, 1985-86 552
- Bill McCoy, 1970-71 550

Scoring Average

- Jerry Waugh, 1967-68 23.4
- Randy Blocker, 1993-94 23.0
- Pete Spoden, 1963-64 22.7
- Jason Daisy, 1995-96 22.3
- Jason Reese, 1988-89 22.3
- Howie Pigg, 1954-55 21.7
- Ken Huelman, 1968-69 21.4
- Jason Daisy, 1996-97 21.2
- Bill McCoy, 1970-71 21.2
- Cam Johnson, 1993-94 21.1

Field Goals

- Jason Reese, 1988-89 240
- Randy Kraayenbrink, 1984-85 240
- Randy Blocker, 1993-94 239
- Jason Reese, 1989-90 236
- Cam Johnson, 1993-94 212
- Ben Jacobson, 2004-05 211
- Randy Kraayenbrink, 1985-86 211
- Jason Daisy, 1995-96 208
- Randy Blocker, 1992-93 201
- Ron Lemons, 1978-79 196

Field Goals Attempted

- Randy Blocker, 1993-94 503
- Dick Garth, 1950-51 496
- Randy Kraayenbrink, 1984-85 483
- Cam Johnson, 1993-94 464
- Randy Kraayenbrink, 1985-86 449
- Duane Josephson, 1963-64 446
- Ben Jacobson, 2004-05 432
- Howie Pigg, 1954-55 429
- Jason Daisy, 1995-96 425
- Pete Spoden, 1961-62 423

Field Goal Percentage

- Seth Tuttle, 2011-12 652 (118-181)
- Jason Sims, 1994-95 644 (121-188)
- Lucas O'Rear, 2008-09 615 (56-91)
- David Gruber, 2002-03 610 (141-231)
- David Gruber, 2001-02 610 (144-236)
- Steve Phylfe, 1988-89 608 (161-265)
- Seth Tuttle, 2014-15 604 (183-303)
- Greg McDermott, 1987-88 603 (117-194)
- Greg McDermott, 1986-87 597 (148-248)
- Steve Phylfe, 1989-90 593 (108-182)

3-Point Field Goals

- Marc Sonnen, 2012-13 96
- Matt Bohannon, 2015-16 93
- Paul Jespersion, 2015-16 82
- Erik Smith, 2001-02 79
- Ali Farokhmanesh, 2009-10 77
- Matt Bohannon, 2013-14 77
- Ali Farokhmanesh, 2008-09 75
- Cam Johnson, 1993-94 73
- Nick Nurse, 1987-88 72
- Ben Jacobson, 2004-05 71



Matt Bohannon

3-Point Field Goals Attempted

- Matt Bohannon, 2015-16..... 232
- Marc Sonnen, 2012-13..... 215
- Erik Smith, 2001-02..... 208
- Alli Farokhmanesh, 2009-10..... 207
- Paul Jaspersen, 2015-16..... 207
- Matt Bohannon, 2013-14..... 206
- Alli Farokhmanesh, 2008-09..... 198
- Cam Johnson, 1993-94..... 189
- Ben Jacobson, 2005-06..... 177
- Johnny Moran, 2010-11..... 177

Free Throws Attempted

- Bill McCoy, 1970-71..... 274
- Jason Daisy, 1996-97..... 220
- Jason Reese, 1989-90..... 217
- Adam Koch, 2008-09..... 205
- Seth Tuttle, 2013-14..... 203
- Ken Huelman, 1968-69..... 202
- Bill McCoy, 1971-72..... 198
- Jason Reese, 1988-89..... 196
- Robbie Sieverding, 2001-02..... 195
- Seth Tuttle, 2014-15..... 195

Rebounding Average

- Jim Jackson, 1958-59..... 18.2
- Pete Spoden, 1960-61..... 17.4
- Jim Jackson, 1959-60..... 17.0
- Pete Spoden, 1959-60..... 15.5
- Pete Spoden, 1963-64..... 15.1
- Pete Spoden, 1961-62..... 14.9
- Del Nicklaus, 1955-56..... 14.8
- Jim Jackson, 1960-61..... 13.7
- Ray Nissen, 1956..... 12.8
- Ken Huelman, 1966-67..... 12.2

Steals

- Brent Carmichael, 1982-83..... 100
- Brent Carmichael, 1981-82..... 80
- Andy Woodley, 2000-01..... 80
- Jeremy Morgan, 2015-16..... 70
- Cam Johnson, 1992-93..... 58
- Brian Carpenter, 1995-96..... 54
- Nick Nurse, 1987-88..... 53
- Ben Jacobson, 2005-06..... 51
- Jeremy Morgan, 2016-17..... 51
- Jason Daisy, 1996-97..... 49
- Randy Blocker, 1993-94..... 49

3-Point Field Goal Percentage
(Minimum 50 made)

- Nick Nurse, 1987-88..... .497 (72-145)
- Ben Jacobson, 2004-05..... .452 (71-157)
- Robbie Sieverding, 1998-99..... .4473 (68-152)
- Marc Sonnen, 2012-13..... .4465 (96-215)
- Marc Sonnen, 2011-12..... .443 (58-131)
- Darian DeVries, 1997-98..... .4394 (69-157)
- Nick Nurse, 1988-89..... .4388 (61-139)
- John Little, 2005-06..... .4202 (50-119)
- Jason Daisy, 1995-96..... .4198 (68-162)
- Ryan Paulsen, 2002-03..... .4132 (50-121)

Free Throw Percentage
(Minimum 50 made)

- Dale Turner, 1991-92..... .874 (104-119)
- Troy Muilenburg, 1989-90..... .867 (91-105)
- Rod Underwood, 1980-81..... .866 (58-67)
- Darian DeVries, 1995-96..... .865 (90-104)
- Robbie Sieverding..... 2001-02.862 (168-195)
- Jared Josten, 2007-08..... .852 (69-81)
- Troy Muilenburg, 1990-91..... .849 (101-119)
- Cedrick McCullough, 1990-91.847 (61-72)
- Randy Kraayenbrink, 1985-86.844 (130-154)
- Robbie Sieverding, 1999-2000......842 (154-183)

Assists

- Wes Washpun, 2015-16..... 190
- Brooks McKowen, 2006-07..... 179
- Dale Turner, 1989-90..... 152
- Dale Turner, 1990-91..... 146
- Robbie Williams, 1983-84..... 144
- Jay Imhoff, 1979-80..... 140
- Robbie Williams, 1985-86..... 129
- Dale Turner, 1988-89..... 128
- Brent Carmichael, 1984-85..... 126
- Deon Mitchell, 2012-13..... 126

Blocked Shots

- Grant Stout, 2005-06..... 80
- Grant Stout, 2004-05..... 75
- Scott Stafford, 1983-84..... 51
- Grant Stout, 2006-07..... 50
- Jordan Eglseider, 2008-09..... 44
- Jake Koch, 2012-13..... 44
- Eric Coleman, 2007-08..... 43
- Jason Sims, 1994-95..... 43
- Jordan Eglseider, 2007-08..... 38
- Ray Storck, 1982-83..... 36

Free Throws

- Bill McCoy, 1970-71..... 212
- Jason Daisy, 1996-97..... 175
- Robbie Sieverding, 2001-02..... 168
- Jason Reese, 1989-90..... 166
- Adam Koch, 2008-09..... 158
- Seth Tuttle, 2013-14..... 157
- Robbie Sieverding, 1999-2000..... 154
- Seth Tuttle, 2014-15..... 149
- Bill McCoy, 1971-72..... 146
- Jason Reese, 1988-89..... 143

Rebounds

- Jim Jackson, 1958-59..... 418
- Jim Jackson, 1959-60..... 392
- Pete Spoden, 1960-61..... 365
- Pete Spoden, 1961-62..... 357
- Joe Breakenridge, 2000-01..... 294
- Grant Stout, 2005-06..... 294
- Al Carew, 1951-52..... 292
- Ken Huelman, 1968-69..... 289
- Jim Jackson, 1960-61..... 287
- Del Nicklaus, 1955-56..... 282



Randy Kraayenbrink

Team Top-10 Season Records

Scoring

- 2,493..... 1989-90
- 2,475..... 2015-16
- 2,400..... 2012-13
- 2,382..... 1988-89
- 2,311..... 2004-05
- 2,290..... 2008-09
- 2,281..... 2014-15
- 2,256..... 2013-14
- 2,216..... 2009-10
- 2,216..... 2011-12

- 1,849..... 1989-90
- 1,846..... 1976-77
- 1,832..... 1990-91
- 1,817..... 1982-83
- 1,804..... 1978-79
- 1,804..... 1963-64
- 1,796..... 1988-89

Field Goal Percentage

- .511 (921-1804)..... 1978-79
- .504 (780-1549)..... 1985-86
- .501 (899-1796)..... 1988-89
- .500 (924-1849)..... 1989-90
- .494 (754-1525)..... 1983-84
- .493 (614-1245)..... 1966-67
- .490 (690-1408)..... 1979-80
- .485 (792-1632)..... 1977-78
- .484 (800-1653)..... 1987-88
- .480 (847-1763)..... 2004-05

Scoring Average

- 88.0..... 1967-68
- 85.1..... 1988-89
- 83.0..... 1968-69
- 79.5..... 1961-62
- 78.5..... 1963-64
- 77.9..... 1989-90
- 77.9..... 1960-61
- 77.6..... 1954-55
- 77.6..... 1987-88
- 77.1..... 1995-96

3-Point Field Goals

- 298..... 2015-16
- 280..... 2012-13
- 267..... 2011-12
- 264..... 2013-14
- 257..... 2014-15
- 250..... 2010-11
- 233..... 2009-10
- 229..... 2016-17
- 229..... 2017-18
- 226..... 2004-05

Field Goals

- 924..... 1989-90
- 921..... 1978-79
- 899..... 1988-89
- 849..... 2015-16
- 847..... 2004-05
- 829..... 1976-77
- 828..... 1982-83
- 828..... 2012-13
- 806..... 1990-91
- 804..... 1963-64

3-Point Field Goals Attempted

- 796..... 2015-16
- 762..... 2012-13
- 732..... 2013-14
- 727..... 2010-11
- 702..... 2016-17
- 691..... 2011-12

Field Goals Attempted

- 1,869..... 2012-13
- 1,863..... 2015-16
- 1,859..... 1975-76

3-Point Field Goal Percentage

- .422 (108-256)..... 1986-87
- .401 (165-411)..... 1989-90
- .398 (257-645)..... 2014-15
- .395 (136-344)..... 1987-88
- .391 (149-381)..... 1988-89
- .386 (267-691)..... 2011-12
- .381 (226-593)..... 2004-05
- .378 (216-571)..... 2002-03
- .377 (204-541)..... 1995-96
- .375 (106-283)..... 1998-99

Free Throws

- 617..... 1970-71
- 541..... 2008-09
- 517..... 1968-69
- 512..... 1963-64
- 495..... 1962-63
- 493..... 1969-70
- 489..... 1967-68
- 489..... 2009-10
- 484..... 1961-62
- 480..... 1989-90

Free Throws Attempted

- 910..... 1970-71
- 777..... 1969-70
- 757..... 1968-69
- 723..... 1963-64
- 718..... 2008-09
- 711..... 1967-68
- 706..... 1961-62
- 697..... 1964-65
- 689..... 1962-63

- 688..... 1994-95
- 659..... 2009-10
- 645..... 2014-15
- 642..... 2005-06

Free Throw Percentage

- .769 (390-507)..... 1986-87
- .762 (461-605)..... 2010-11
- .758 (489-645)..... 2009-10
- .757 (464-613)..... 2012-13
- .757 (479-633)..... 2015-16
- .753 (314-417)..... 1998-99
- .753 (541-718)..... 2008-09
- .745 (391-525)..... 1990-91
- .741 (347-468)..... 1985-86
- .738 (478-648)..... 2003-04

Rebounds

- 1,409..... 1959-60
- 1,326..... 1961-62
- 1,298..... 1963-64
- 1,298..... 1958-59
- 1,282..... 1960-61
- 1,234..... 1970-71
- 1,208..... 1969-70
- 1,172..... 1967-78
- 1,159..... 1975-56
- 1,148..... 2012-13

Rebound Average

- 61.3..... 1959-60
- 61.0..... 1960-61
- 56.4..... 1958-59
- 55.2..... 1961-62
- 53.3..... 1967-68
- 51.6..... 1955-56
- 48.3..... 1969-70
- 48.1..... 1963-64
- 47.6..... 1968-69
- 47.5..... 1970-71

Assists

- 514..... 1977-78
- 505..... 1988-89
- 497..... 1989-90
- 491..... 2004-05
- 465..... 1985-86
- 445..... 1987-88
- 444..... 1978-79
- 442..... 2012-13
- 439..... 2005-06
- 436..... 2013-14

Blocked Shots

- 138..... 2004-05
- 124..... 2005-06
- 115..... 1993-94
- 107..... 1994-95
- 105..... 1997-98
- 104..... 2007-08
- 100..... 1983-84
- 99..... 2006-07
- 96..... 1982-83
- 94..... 2015-16

Steals

- 243..... 1982-83
- 232..... 1990-91
- 228..... 1983-84
- 228..... 1996-97
- 226..... 1995-96
- 226..... 1993-94
- 223..... 2000-01
- 223..... 2012-13
- 207..... 2014-15
- 205..... 2001-02
- 205..... 1986-87
- 205..... 1995-95

Biggest Wins

64 Grinnell	(96-32)	1945-46
57 Central	(77-20)	1949-50
53 Wartburg	(103-50)	2012-13
51 Wartburg	(99-48)	2007-08
48 Charles City	(73-25)	1907-08
47 Wartburg	(100-53)	1960-61
46 Morningside	(109-63)	1968-69
46 North Dakota	(97-51)	2015-16
43 St. Ambrose	(75-32)	1946-47
43 Chicago St.	(99-56)	1997-98
42 William Penn	(55-13)	1930-31
41 Augustana	(85-44)	1949-50
41 Augustana	(89-48)	1963-64
39 Morningside	(94-55)	1957-58
39 Elmhurst	(110-71)	1978-79
39 Rockford College	(94-55)	1985-86
39 Coe	(84-45)	2010-11
38 Augustana	(95-57)	1954-55
38 Bemidji St.	(102-64)	1982-83
37 Morningside	(93-56)	1965-66
37 Chicago St.	(101-64)	1997-98
37 Coe	74-37	2016-17
36 St. Ambrose	(96-60)	1960-61
36 Winona St.	(91-55)	1962-63
36 Western Illinois	(105-69)	1968-69
36 Morningside	(83-47)	1979-80
36 Loras	(84-48)	2011-12

Biggest MVC Wins

36 Bradley	(80-44)	2015-16
34 Bradley	(80-46)	2013-14
33 Drake	(77-44)	2015-16
31 Bradley	(84-53)	2012-13
30 Drake	(85-55)	2012-13
27 Indiana St.	(83-56)	2005-06
26 Southern Illinois	(81-55)	2008-09

Largest Losses

57 Iowa	(16-73)	1906-07
53 Iowa St.	(70-123)	1974-75
48 North Dakota St.	(46-94)	1974-75
46 Bradley	(71-117)	1970-71
46 Kansas St.	(38-84)	1979-80
45 St. Thomas	(42-87)	1953-54
44 Western Illinois	(57-101)	1973-74
43 South Dakota St.	(78-121)	1967-68
43 DePaul	(53-96)	1985-86
43 North Carolina	(42-85)	2016-17
42 Iowa	(9-51)	1905-06
42 Pepperdine	(22-64)	1945-46
41 Bradley	(39-80)	1999-00
40 Iowa	(9-49)	1908-09
38 Cleveland St.	(83-121)	1988-89
37 South Dakota St.	(56-93)	1955-56
36 Grinnell	(19-55)	1907-08
36 Dubuque	(11-47)	1919-20
36 Mankato St.	(41-77)	1952-53
36 Illinois St.	(66-102)	1975-76
36 Kansas St.	(50-86)	1981-82
36 Eastern Illinois	(64-100)	1983-84

Largest MVC Losses

41 Bradley	(39-80)	1999-00
32 Tulsa	(53-85)	1994-95
29 Wichita St.	(44-73)	2016-17
27 Creighton	(56-83)	2001-02
26 Bradley	(46-72)	1992-93
25 Missouri St.	(48-73)	1991-92
25 Bradley	(69-94)	1994-95
25 Southern Illinois	(58-83)	2001-02
25 Indiana St.	(45-70)	2010-11
25 Wichita St.	(57-82)	2011-12
25 Wichita St.	(41-66)	2012-13

100-Point Panther Games

Score	Opponent	Date
123-121	Eastern Illinois (4 OT)	1-30-88
120-96	Stephen F. Austin	1-6-90
119-98	Augustana	1-13-68
112-84	South Dakota	2-28-76
111-80	Culver-Stockton	12-1-67
111-79	Western Illinois	2-19-68
110-82	Northwest Missouri	12-4-89
110-71	Elmhurst	12-7-78
109-63	Morningside	2-22-69
109-104	Nebraska	12-16-95
109-79	Youngstown St.	12-17-88
108-77	Augustana	3-1-69
107-109	North Dakota St.	12-13-58
106-80	Wartburg	1-5-65
105-86	North Dakota St.	12-28-67
105-69	Western Illinois	1-18-69
105-98	Eastern Illinois	1-14-89
104-85	Winona St.	1-11-65
104-86	Augustana	11-29-88
103-71	Morningside	2-19-55
103-86	Morningside	2-27-65
103-50	Wartburg	11-10-13
102-87	South Dakota St.	2-10-68
102-80	Chicago St.	1-18-94
102-79	Drake	2-12-94
102-64	Bemidji St.	12-20-82
101-69	Morningside	1-29-60
101-79	North Dakota	2-22-64
101-84	Augustana	12-26-68
101-78	Augustana	1-12-73
101-107	Armstrong St. (OT)	12-29-78
101-64	Chicago St.	12-21-97
100-77	Sam Houston St.	1-8-90
100-76	Loras	12-4-54
100-53	Wartburg	12-30-60
100-92	South Dakota	1-9-71
100-78	Concordia (NE)	12-20-86
100-78	Texas Wesleyan	12-2-88


100-Point Opponent Games

Score	Opponent	Date
70-123	Iowa St.	1974-75
126-121	Eastern Illinois	1987-88
83-121	Cleveland St.	1988-89
71-117	Bradley	1970-71
82-110	Cleveland St.	1987-88
107-109	North Dakota St.	1958-59
94-109	Central Missouri	1972-73
92-108	South Dakota	1970-71
85-108	Iowa	1991-92
81-107	Southern Illinois	1970-71
101-107	Armstrong St.	1978-79
88-106	South Dakota St.	1970-71
85-104	Augustana	1972-73
109-104	Nebraska	1995-96
86-102	Wisconsin-La Crosse	1955-56
66-102	Illinois St.	1975-76
70-102	Mankato St.	1976-77
88-102	Cleveland St.	1985-86
91-101	Western Illinois	1971-72
57-101	Western Illinois	1973-74
72-101	Western Michigan	1974-75
75-101	Athletes in Action-Canada	1980-81
85-100	Western Illinois	1969-70
85-100	North Dakota St.	1970-71
64-100	Eastern Illinois	1983-84





Jason Reese




Randy Kraayenbrink




Ben Jacobson



Seth Tuttle



Jason Daisy




Bill McCoy

All-Time Leading Scorers

- | | | | |
|--------------------------------------|-------|---------------------------------------|-----|
| 1. Jason Reese (1986-90) | 2,033 | 69. Scott Stafford (1983-85)..... | 730 |
| 2. Randy Kraayenbrink (1982-86) .. | 2,004 | 70. Ron LaFrentz (1957-60) | 723 |
| 3. Ben Jacobson (2002-06) | 1,787 | 71. Darrell Timion (1970-73) | 722 |
| 4. Seth Tuttle (2011-15) | 1,747 | 72. Travis Brown (2005-09)..... | 720 |
| 5. Jason Daisy (1992-97)..... | 1,721 | 73. Jay Block (1980-84) | 718 |
| 6. Bill McCoy (1969-73)..... | 1,713 | 74. Herbert King (1980-84)..... | 711 |
| 7. Eric Coleman (2004-08) | 1,522 | 75. Matt Schneiderman (2002-04) | 707 |
| 8. Ron Lemons (1975-79) | 1,476 | 76. Darrell Jesse (1966-69)..... | 673 |
| 9. Robbie Sieverding (1998-02)..... | 1,402 | Don Holland (1953-56) | 673 |
| 10. Kwadzo Ahelegbe (2006-11) | 1,329 | 78. Ali Farokhmanesh (2008-10) | 667 |
| 11. Anthony James (2008-13)..... | 1,305 | 79. Bob Waller (1959-62)..... | 662 |
| 12. Cam Johnson (1989-94) | 1,286 | 80. Cory Jenkins (1996-00) | 658 |
| 13. Ken Huelman (1966-69) | 1,275 | 81. Jason Sims (1992-96) | 657 |
| 14. Troy Muilenburg (1986-91)..... | 1,251 | Nate Buss (2011-15) | 657 |
| 15. Dale Turner (1988-92) | 1,250 | 83. Dwayne Jackson (1980-84)..... | 656 |
| 16. Pete Spoden (1959-64) | 1,239 | 84. Van Combs (1946-49)..... | 642 |
| 17. Grant Stout (2003-07) | 1,232 | | |
| 18. Jeremy Morgan (2013-17) | 1,218 | 85. Del Nicklaus (1954-57) | 604 |
| 19. Craig Knepp (1963-66) | 1,200 | 86. Jared Josten (2004-08) | 602 |
| Deon Mitchell (2011-15) | 1,200 | 87. Paul Jespersion (2014-16)..... | 593 |
| 21. Adam Koch (2006-10) | 1,186 | 88. Chip Rank (2010-14) | 592 |
| 22. Tony Brus (1995-99)..... | 1,179 | 89. Ray Nissen (1954-56) | 590 |
| 23. Cedrick McCullough (1988-92) .. | 1,158 | 90. Mark Enright (1975-78)..... | 585 |
| 24. Randy Blocker (1992-94)..... | 1,154 | Brent Carmichael (1981-83) | 585 |
| 25. Maurice Newby (1986-91) | 1,147 | 92. Dean Jensen (1957-60) | 584 |
| 26. Rod Underwood (1977-81) | 1,126 | 93. John Little (2002-06)..... | 581 |
| 27. David Gruber (2001-04) | 1,116 | 94. Gene Nichols (1956-59) | 579 |
| 28. Jake Koch (2009-13) | 1,113 | 95. Jerry McColley (1963-65)..... | 566 |
| 29. Norm Jespersion (1946-49)..... | 1,099 | 96. Dennis Filliman (1956-59) | 561 |
| 30. Matt Bohannon (2012-16) | 1,092 | 97. Mike Pijanowski (1981-84)..... | 555 |
| 31. Darian DeVries (1994-98)..... | 1,084 | 98. Mark Welsh (1974-76) | 553 |
| 32. Jordan Eglseder (2006-10)..... | 1,066 | 99. Brian Heying (1994-98)..... | 538 |
| 33. Johnny Moran (2008-12) | 1,048 | 100. Lucas O'Rear (2007-11)..... | 529 |
| 34. Jerry Holbrook (1959-62) | 1,045 | 101. Erik Smith (2000-02) | 517 |
| | | | |
| 35. Howie Pigg (1950-55)..... | 1,041 | | |
| 36. Wes Washpun (2013-16) | 1,035 | | |
| 37. Greg McDermott (1984-88) | 1,033 | | |
| 38. Dick Beetsch (1952-56) | 1,029 | | |
| 39. Bennett Kock (2014-2018)..... | 1,028 | | |
| 40. John Martin (1967-70)..... | 1,027 | | |
| Chris Foster (2000-05)..... | 1,027 | | |
| 42. Jerry Waugh (1965-68)..... | 1,019 | | |
| 43. Joseph Ferguson (1971-75) | 999 | | |
| 44. Erik Crawford (2003-06)..... | 985 | | |
| 45. Randy Beilke (1969-73)..... | 962 | | |
| 46. Mark Long (1975-79)..... | 959 | | |
| 47. Joe Breakenridge (1997-01)..... | 956 | | |
| 48. Marc Sonnen (2009-2013) | 932 | | |
| 49. Ron Jessen (1962-65) | 926 | | |
| 50. Bill Jones (1977-81) | 915 | | |
| 51. Duane Josephson (1961-64)..... | 913 | | |
| 52. Steve Phyfe (1987-90)..... | 912 | | |
| 53. Mike Kemp (1975-79) | 895 | | |
| 54. Jim Jackson (1958-60) | 891 | | |
| 55. Aaron Middendorf (1998-02) | 880 | | |
| 56. Steve Peters (1977-81) | 861 | | |
| 57. Brooks McKowen (2003-07) | 856 | | |
| 58. Randy Podhaski (1973-77)..... | 853 | | |
| 59. Ray Storck (1979-83) | 851 | | |
| 60. Bill Runchey (1972-76) | 830 | | |
| 61. Clint Carlson (2014-18)..... | 819 | | |
| 62. Tony Hauptert (1977-81) | 818 | | |
| 63. Walt Kochneff (1947-50)..... | 811 | | |
| 64. Nick Nurse (1985-89) | 801 | | |
| 65. Brian Bestul (1969-73) | 791 | | |
| 66. Brian Carpenter (1992-96)..... | 774 | | |
| 67. Skip Anderson (1967-70) | 744 | | |
| 68. Frank Stotts (1956-59) | 738 | | |

Jerry Waugh, Zeke Hogeland, Ken Huelman



1. Reese, Jason 6-8, 240 Des Moines, Iowa

Yr.	GP-S	FG-FGA	Pct.	3FG-FGA	Pct.	FT-FTA	Pct.	RB-Avg.	A	TO	BS	S	PTS-Avg.
86-87	28-22	149-296	.503	0-0	.000	97-120	.808	170-6.1	20	64	9	41	395-14.1
87-88	26-22	139-279	.498	1-2	.500	98-137	.715	145-5.6	14	57	5	17	377-14.5
88-89	28-28	240-411	.584	0-0	.000	143-196	.730	199-7.1	35	68	14	21	623-22.3
89-90	32-32	236-415	.569	0-1	.000	166-217	.765	259-8.1	33	95	22	23	638-19.9
Totals	114-104	764-1,401	.545	1-3	.333	504-670	.752	773-6.8	102	284	50	102	2,033-17.8

2. Kraayenbrink, Randy 6-3, 190 Paulina, Iowa

Yr.	GP-S	FG-FGA	Pct.	3FG-FGA	Pct.	FT-FTA	Pct.	RB-Avg.	A	TO	BS	S	PTS-Avg.
82-83	31-30	160-360	.444	6-12	.500	58-77	.753	73-2.4	54	68	1	19	384-12.4
83-84	26-23	183-352	.520	NA	NA	115-141	.816	61-2.3	56	59	4	35	481-18.5
84-85	28-28	240-483	.497	NA	NA	107-143	.748	98-3.5	48	53	0	32	587-21.0
85-86	27-26	211-449	.470	NA	NA	130-154	.844	111-4.1	70	69	3	32	552-20.4
Totals	112-107	794-1,644	.483	6-12	.500	410-515	.796	343-3.1	228	249	8	118	2,004-17.8

3. Jacobson, Ben 6-3, 195 Sioux City, Iowa

Yr.	GP-S	FG-FGA	Pct.	3FG-FGA	Pct.	FT-FTA	Pct.	RB-Avg.	A	TO	BS	S	PTS-Avg.
02-03	28-24	115-261	.441	23-55	.418	62-83	.747	96-3.4	73	65	5	37	315-11.3
03-04	31-31	153-360	.425	51-130	.392	76-99	.768	123-4.0	73	61	5	33	433-14.0
04-05	32-32	211-432	.488	71-157	.452	79-98	.806	122-4.0	87	67	2	33	572-17.9
05-06	33-33	158-406	.389	58-177	.328	93-120	.775	129-3.9	124	86	5	51	467-14.2
Totals	124-120	637-1,459											

4. Tuttle, Seth 6-8, 232 Sheffield, Iowa

Yr	G-GS	FG-FGA	Pct.	3FG-3FGA	Pct.	FT-FTA	Pct.	RB-Avg.	A	TO	B	S	PTS-Avg.
11-12	34-34	118-181	.652	4-9	.444	85-126	.675	190-5.6	36	38	15	27	325-9.6
12-13	36-36	143-257	.556	7-18	.389	117-151	.775	238-6.6	60	68	26	36	410-11.4
13-14	31-31	156-300	.520	9-38	.237	157-203	.773	249-8.0	72	65	34	30	478-15.4
14-15	35-35	183-303	.604	19-44	.432	149-195	.764	240-6.9	114	99	20	33	534-15.3
Totals	136-136	600-1,041	.576	39-109	.358	508-675	.753	917-6.7	282	270	95	126	1,747-12.8

5. Daisy, Jason 6-3, 185 Minneapolis, Minn.

Yr.	GP-S	FG-FGA	Pct.	3FG-FGA	Pct.	FT-FTA	Pct.	RB-Avg.	A	TO	BS	S	PTS-Avg.
92-93	20-3	44-123	.358	5-16	.192	20-25	.800	28-1.4	17	24	3	5	113-5.7
94-95	28-24	145-316	.459	29-87	.333	93-135	.689	103-3.7	44	81	4	43	412-14.7
95-96	27-26	208-425	.489	68-162	.420	119-163	.730	107-4.0	62	82	7	32	603-22.3
96-97	28-28	192-423	.454	34-85	.400	175-220	.796	120-4.3	70	104	9	49	593-21.2
Totals	103-81	589-1,287	.458	136-360	.378	407-543	.750	358-3.5	193	291	23	129	1,721-16.7

6. McCoy, Bill 6-4, 170 Iowa Falls, Iowa

Yr.	GP-S	FG-FGA	Pct.	FT-FTA	Pct.	RB-Avg.	A	TO	BS	S	PTS-Avg.
69-70	24-NA	87-186	.468	81-115	.704	85-3.5	NA	NA	NA	NA	255-10.6
70-71	26-NA	169-356	.475	212-274	.774	165-6.3	NA	NA	NA	NA	550-21.2
71-72	23-NA	154-311	.495	146-198	.737	109-4.7	NA	NA	NA	NA	454-19.7
72-73	24-NA	157-324	.484	140-175	.800	138-5.8	63	NA	NA	NA	454-18.9
Totals	97-NA	567-1,177	.482	579-762	.760	497-5.1	NA	NA	NA	NA	1,713-17.7

7. Coleman, Eric 6-6, 240 Maplewood, Minn.

Yr	G-GS	FG-FGA	Pct.	3FG-3FGA	Pct.	FT-FTA	Pct.	Reb.-Avg.	A	TO	B	S	Pts.-Avg.
04-05	32-32	145-253	.573	0-0	.000	52-109	.477	205-.64	63	53	24	16	342-10.7
05-06	33-33	152-263	.578	0-1	.000	76-131	.580	230-7.0	56	60	18	18	380-11.5
06-07	31-31	154-287	.537	0-0	.000	98-161	.609	281-9.1	52	75	30	22	406-13.1
07-08	32-18	135-245	.551	0-1	.000	124-191	.649	281-8.8	63	70	43	20	394-12.3
Totals	128-114	586-1,048	.559	0-2	.000	350-592	.591	997-7.8	234	158	115	76	1522-11.9

8. Lemons, Ron 6-7, 205 Des Moines, Iowa

Yr.	GP-S	FG-FGA	Pct.	FT-FTA	Pct.	RB-Avg.	A	TO	BS	S	PTS-Avg.
75-76	21-1	57-141	.404	28-37	.756	80-3.8	14	NA	NA	NA	142-6.7
76-77	27-NA	185-386	.519	58-77	.753	223-8.3	57	NA	NA	N	428-15.8
77-78	27-NA	191-351	.544	54-71	.760	210-7.8	81	NA	NA	NA	436-16.1
78-79	27-25	196-335	.585	80-100	.800	247-8.5	66	45	20	27	472-16.3
Totals	104-NA	629-1,213	.519	220-285	.772	760-7.5	218	NA	NA	NA	1,478-14.5

9. Sieverding, Robbie 5-11, 192 Bellevue, Iowa

Yr.	GP-S	FG-FGA	Pct.	3FG-FGA	Pct.	FT-FTA	Pct.	RB-Avg.	A	TO	BS	S	PTS-Avg.
98-99	27-25	128-308	.416	68-152	.447	98-124	.790	81-3.0	74	82	6	29	422-15.6
99-00	29-29	133-337	.395	52-151	.344	154-183	.842	125-4.3	98	92	10	38	472-16.3
00-01	1-1	4-11	.264	0-3	.000	3-4	.750	3-3.0	1	0	0	0	11-11.0
01-02	29-29	146-329	.444	37-112	.330	168-195	.862	123-4.2	92	57	3	37	497-17.1
Totals	86-84	411-985	.417	157-418	.376	423-506	.836	301-3.5	265	231	19	104	1,402-16.3

10. Ahelegbe, Kwadzo 6-2, 213 Oakdale, Minn.

Yr.	GP-S	FG-FGA	Pct.	3FG-FGA	Pct.	FT-FTA	Pct.	RB-Avg.	A	TO	BS	S	PTS-Avg.
06-07	30-4	25-70	.357	14-39	.359	14-22	.636	33-1.1	37	33	1	12	78-2.6
07-08	Redshirted												
08-09	34-34	124-300	.413	23-64	.359	130-167	.778	93-2.7	106	82	2	14	401-11.8
09-10	35-35	117-307	.381	24-69	.348	113-153	.739	109-3.1	97	104	5	27	371-10.6
10-11	34-34	151-359	.421	41-128	.320	136-173	.786	108-3.2	102	72	5	19	479-14.1
Totals	133-107	417-1,036	.403	102-300	.340	393-515	.763	343-2.6	342	291	13	72	1,329-10.0

11. James, Anthony 6-0, 180 St. Louis, Mo.

Yr.	GP-S	FG-FGA	Pct.	3FG-FGA	Pct.	FT-FTA	Pct.	RB-Avg.	A	TO	BS	S	PTS-Avg.
08-09	1-0	1-3	.333	0-2	.000	0-0	.000	0-0.0	0	0	0	0	2-2.0
09-10	28-0	18-39	.462	10-19	.526	1-5	.200	9-0.3	0	10	0	8	47-1.7
10-11	34-31	160-320	.500	43-104	.413	60-75	.800	115-3.4	25	41	1	29	423-12.4
11-12	33-23	146-380	.384	36-95	.379	83-109	.761	142-4.3	57	50	0	22	411-12.5
12-13	32-32	156-365	.427	41-108	.380	69-91	.758	117-3.7	66	81	1	28	422-13.2
Totals	128-86	481-1,107	.435	130-328	.396	213-280	.761	383-3.0	148	182	2	87	1,305-10.2

12. Johnson, Cam 6-2, 190 Cedar Rapids, Iowa

Yr.	GP-S	FG-FGA	Pct.	3FG-FGA	Pct.	FT-FTA	Pct.	RB-Avg.	A	TO	BS	S	PTS-Avg.
89-90	31-1	32-77	.416	10-27	.370	17-31	.548	38-1.2	26	21	3	11	91-2.9
91-92	25-10	90-193	.466	18-38	.474	51-82	.622	109-4.4	33	57	5	25	249-10.0
92-93	26-26	125-264	.474	29-53	.547	75-101	.743	88-3.4	50	68	1	58	354-13.6
93-94	28-28	212-464	.457	73-189	.386	95-132	.720	102-3.6	70	81	8	35	592-21.1
Totals	110-65	459-998	.460	130-307	.423	238-346	.688	337-3.1	179	227	17	129	1,286-11.7

13. Huelman, Ken 6-8 Schaller, Iowa

Yr.	GP	FG-FGA	Pct.	FT-FTA	Pct.	RB-Avg.	PTS-Avg.
66-67	22	150-285	.526	92-190	.484	268-12.2	392-17.8
67-68	22	139-280	.496	91-147	.619	261-11.8	369-16.7
68-69	24	187-334	.560	140-202	.693	289-12.6	514-22.3
Totals	68	476-899	.529	323-539	.599	818-12.0	1275-18.8

14. Muilenburg, Troy 6-5, 210 Davenport, Iowa

Yr.	GP-S	FG-FGA	Pct.	3FG-FGA	Pct.	FT-FTA	Pct.	RB-Avg.	A	TO	BS	S	PTS-Avg.
86-87	20-0	23-49	.469	8-19	.421	1-5	.200	32-1.6	6	12	2	6	55-2.8
88-89	28-0	119-264	.451	44-105	.419	44-55	.800	154-5.5	30	37	2	16	326-11.6
89-90	32-32	151-316	.478	49-131	.374	91-105	.867	152-4.8	62	56	3	30	442-13.8
90-91	32-24	148-344	.430	31-85	.365	101-119	.849	261-8.2	48	74	5	44	428-13.4
Totals	112-56	441-973	.453	132-340	.388	237-284	.835	599-5.3	146	179	12	96	1,251-11.2

15. Turner, Dale 6-2, 194 Venice, Ill.

Yr.	GP-S	FG-FGA	Pct.	3FG-FGA	Pct.	FT-FTA	Pct.	RB-Avg.	A	TO	BS	S	PTS-Avg.
88-89	28-27	61-149	.409	17-55	.309	45-58	.776	95-3.4	128	55	1	33	184-6.6
89-90	32-32	109-235	.464	41-90	.456	59-84	.702	103-3.2	152	64	13	34	318-9.9
90-91	29-25	131-272	.482	40-109	.367	60-83	.723	89-3.1	146	64	3	36	362-12.5
91-92	28-23	123-287	.429	36-110	.327	104-119	.874	81-2.9	94	76	7	40	386-13.8
Totals	117-107	424-943	.450	134-364	.368	268-344	.780	368-3.1	520	259	20	143	1,250-10.7

16. Spoden, Pete 6-6, 205 Dubuque, Iowa

Yr.	GP	FG-FGA	Pct.	FT-FTA	Pct.	RB-Avg.	PTS-Avg.
59-60	11	43-136	.316	45-73	.616	171-15.5	131-11.9
60-61	21	119-320	.372	67-112	.599	365-17.4	305-14.5
61-62	24	189-423	.447	107-172	.622	357-14.9	485-20.3
63-64	14	111-252	.440	96-133	.721	211-15.0	318-22.7
Totals	70	462-1,131	.408	315-490	.642	1104-15.6	1,239-17.7



17. Stout, Grant 6-8, 240 New Sharon, Iowa

Yr	G-GS	FG-FGA	Pct.	3FG-FGA	Pct.	FT-FTA	Pct.	RB-Avg.	PF	A	TO	B	S	PTS-Avg.
03-04	31-0	38-68	.559	1-5	.200	14-23	.609	103-3.3	40	9	18	17	6	91-2.9
04-05	32-32	129-237	.544	10-31	.323	92-118	.780	245-7.7	78	37	43	75	33	260-11.3
05-06	33-33	143-263	.544	18-58	.310	87-119	.731	294-8.9	75	42	54	80	28	391-11.8
06-07	31-31	142-303	.469	34-90	.378	72-112	.643	278-9.0	73	53	43	50	18	390-12.6
Totals	127-96	452-871	.519	63-184	.342	265-372	.712	920-7.2	266	141	158	222	85	1,232-9.7

18. Morgan, Jeremy 6-5, 195 Coralville, Iowa

Yr.	GP-S	FG-FGA	Pct.	3FG-FGA	Pct.	FT-FTA	Pct.	RB-Avg.	A	TO	BS	S	PTS-Avg.
11-12	34-24	79-198	.399	21-56	.375	59-81	.728	72-2.1	57	74	2	20	238-7.0
12-13	35-32	113-257	.440	22-66	.333	78-118	.661	80-2.3	126	83	0	45	326-9.3
13-14	31-24	128-301	.425	33-97	.340	86-130	.662	71-2.3	104	65	3	29	375-12.1
14-15	35-35	86-209	.411	29-66	.439	60-85	.706	70-2.0	86	61	2	35	261-7.5
Totals	131-110	393-098	.433	173-475	.364	259-331	.782	550-4.2	235	165	99	179	1,218-9.3

19. Knepe, Craig 6-5, 200 Parkersburg, Iowa

Yr.	GP	FG-FGA	Pct.	FT-FTA	Pct.	RB-Avg.	PTS-Avg.
63-64	27	129-276	.467	88-116	.758	234-8.6	346-12.8
64-65	23	177-324	.546	105-146	.719	240-10.4	459-19.9
65-66	20	138-313	.441	119-156	.763	211-10.6	395-19.8
Totals	70	444-913	.486	312-418	.746	685-9.8	1,200-17.1

Mitchell, Deon 6-1, 194 Pflugerville, Texas

Yr.	GP-S	FG-FGA	Pct.	3FG-FGA	Pct.	FT-FTA	Pct.	RB-Avg.	A	TO	BS	S	PTS-Avg.
11-12	34-24	79-198	.399	21-56	.375	59-81	.728	72-2.1	57	74	2	20	238-7.0
12-13	35-32	113-257	.440	22-66	.333	78-118	.661	80-2.3	126	83	0	45	326-9.3
13-14	31-24	128-301	.425	33-97	.340	86-130	.662	71-2.3	104	65	3	29	375-12.1
14-15	35-35	86-209	.411	29-66	.439	60-85	.706	70-2.0	86	61	2	35	261-7.5
Totals	135-115	406-965	.421	105-285	.368	283-414	.684	293-2.2	373	283	7	129	1,200-8.9

21. Koch, Adam 6-8, 255 Ashwaubenon, Wis.

Yr.	GP-S	FG-FGA	Pct.	3FG-FGA	Pct.	FT-FTA	Pct.	RB-Avg.	A	TO	BS	S	PTS-Avg.
06-07	31-0	27-78	.346	2-24	.083	32-47	.681	68-2.2	12	24	5	6	88-2.8
07-08	32-32	77-160	.481	5-26	.192	119-153	.778	184-5.8	53	64	6	21	278-8.7
08-09	34-34	120-246	.488	14-45	.311	158-205	.771	173-5.1	67	71	15	17	412-12.1
09-10	35-35	123-360	.473	25-69	.362	137-164	.835	171-4.9	48	67	11	20	408-11.7
Totals	132-101	347-744	.466	46-164	.280	446-569	.784	596-4.5	180	226	37	64	1,186-9.0

22. Brus, Tony 6-0, 195 Blue Grass, Iowa

Yr.	GP-S	FG-FGA	Pct.	3FG-FGA	Pct.	FT-FTA	Pct.	RB-Avg.	A	TO	BS	S	PTS-Avg.
95-96	27-6	76-184	.413	29-70	.414	47-64	.734	68-2.5	40	50	3	21	228-8.5
96-97	28-7	95-226	.420	29-97	.299	64-100	.640	76-2.7	63	61	4	23	283-10.1
97-98	27-11	138-325	.425	53-157	.338	86-120	.717	73-2.7	71	69	7	35	415-15.4
98-99	19-17	91-173	.526	8-20	.400	63-88	.716	62-3.3	44	46	2	27	253-13.3
Totals	101-51	400-908	.441	119-344	.346	260-372	.699	279-2.8	218	226	16	106	1,179-11.7

23. McCullough, Cedrick 6-5, 205 Maywood, Ill.

Yr.	GP-S	FG-FGA	Pct.	3FG-FGA	Pct.	FT-FTA	Pct.	RB-Avg.	A	TO	BS	S	PTS-Avg.
88-89	28-28	109-227	.480	0-1	.000	35-54	.648	119-4.3	28	57	7	20	253-9.0
89-90	32-32	130-251	.518	1-5	.200	21-38	.553	127-4.0	34	38	11	18	282-8.8
90-91	32-27	154-306	.503	1-3	.333	61-72	.847	140-4.4	27	57	10	35	370-11.6
91-92	26-22	112-229	.489	2-6	.333	27-43	.628	120-4.6	25	42	7	30	253-9.7
Totals	98-109	505-1,013	.499	4-15	.600	144-207	.696	506-5.2	114	194	35	103	1,158-11.8

24. Blocker, Randy 6-6, 200 New York, N.Y.

Yr.	GP-S	FG-FGA	Pct.	3FG-FGA	Pct.	FT-FTA	Pct.	RB-Avg.	A	TO	BS	S	PTS-Avg.
92-93	27-24	201-393	.512	4-10	.400	103-145	.710	195-7.2	31	81	12	24	509-18.9
93-94	28-28	239-503	.475	26-70	.371	141-176	.801	215-7.7	42	77	29	49	645-23.0
Totals	55-52	440-896	.491	30-80	.375	244-321	.760	410-7.5	73	158	41	73	1,154-21.0

25. Newby, Maurice 6-4, 180				Des Moines, Iowa										
Yr.	GP-S	FG-FGA	Pct.	3FG-FGA	Pct.	FT-FTA	Pct.	RB-Avg.	A	TO	BS	S	PTS-Avg.	
86-87	28-21	149-304	.490	27-70	.386	53-63	.841	94-3.4	56	74	4	24	378-13.5	
87-88	27-12	92-231	.398	24-75	.320	46-55	.836	33-1.6	45	37	1	13	254-9.4	
89-90	32-0	58-132	.439	39-90	.433	21-23	.913	32-1.0	20	31	1	11	176-5.5	
90-91	31-27	127-304	.418	56-156	.359	29-33	.879	61-2.0	49	42	3	19	339-10.9	
Totals	118-60	426-971	.439	146-391	.373	149-174	.856	231-2.0	170	184	9	67	1,147-9.7	

26. Underwood, Rod 6-2, 175				Oak Park, Ill.										
Yr.	GP-S	FG-FGA	Pct.	3FG-FGA	Pct.	FT-FTA	Pct.	RB-Avg.	A	TO	BS	S	PTS-Avg.	
77-78	27-NA	89-173	.514	NA	NA	36-54	.666	85-3.1	68	NA	NA	NA	214-7.9	
78-79	25-2	77-178	.432	NA	NA	34-43	.790	49-2.0	45	52	23	2	188-7.5	
79-80	25-24	160-294	.544	NA	NA	56-82	.683	93-3.7	96	80	2	27	376-15.0	
80-81	26-22	145-286	.507	NA	NA	58-67	.866	91-3.5	82	61	0	25	348-13.4	
Totals	103-NA	471-506	.506	NA	NA	184-246	.748	318-3.1	291	NA	NA	NA	1,126-10.9	

27. Gruber, David 6-6, 225				Solon, Iowa										
Yr.	GP-S	FG-FGA	Pct.	3FG-FGA	Pct.	FT-FTA	Pct.	RB-Avg.	A	TO	BS	S	PTS-Avg.	
01-02	29-29	144-236	.610	0-0	.000	82-124	.661	209-7.2	30	61	8	24	370-12.8	
02-03	28-28	141-231	.610	0-0	.000	90-146	.616	203-7.3	32	67	9	22	372-13.3	
03-04	31-31	136-232	.586	0-0	.000	102-150	.680	213-6.9	32	48	15	18	374-12.1	
Totals	88-88	421-699	.602	0-0	.000	274-420	.652	625-7.1	94	176	32	64	1,116-12.7	

28. Koch, Jake 6-9, 255				Ashwaubenon, Wis.										
Yr.	GP-S	FG-FGA	Pct.	3FG-FGA	Pct.	FT-FTA	Pct.	RB-Avg.	A	TO	BS	S	PTS-Avg.	
09-10	35-0	36-85	.424	16-40	.400	34-44	.773	96-2.7	30	23	14	13	122-3.5	
10-11	34-34	92-223	.413	46-130	.354	103-124	.831	169-5.0	68	62	30	30	333-9.8	
11-12	33-33	82-215	.381	36-113	.319	82-104	.788	178-5.4	90	60	35	32	282-8.5	
12-13	36-36	115-269	.428	25-100	.250	121-154	.786	234-6.5	74	77	44	43	376-10.4	
Totals	138-103	325-792	.410	123-383	.321	340-426	.798	677-4.9	262	222	123	118	1,113-10.2	

29. Jespersion, Norm 1946-49 Stats Unavailable
Totals Pts. 1,099

30. Bohannon, Matt 6-4, 198				Marion, Iowa										
Yr.	GP-S	FG-FGA	Pct.	3FG-FGA	Pct.	FT-FTA	Pct.	RB-Avg.	A	TO	BS	S	PTS-Avg.	
12-13	36-6	55-141	.390	44-114	.386	16-19	.842	76-2.1	55	11	0	14	170-4.7	
13-14	31-31	98-244	.402	77-206	.374	34-47	.723	96-3.1	41	12	0	23	307-9.9	
14-15	35-35	63-155	.406	54-138	.391	20-26	.769	60-1.7	30	15	1	20	200-5.7	
15-16	36-36	135-306	.441	93-232	.401	52-64	.813	149-4.1	33	25	3	28	415-11.5	
Totals	138-108	351-846	.415	268-690	.388	122-156	.782	381-2.8	115	74	4	85	1,092-7.9	

31. DeVries, Darian 6-3, 175				Aplington, Iowa										
Yr.	GP-S	FG-FGA	Pct.	3FG-FGA	Pct.	FT-FTA	Pct.	RB-Avg.	A	TO	BS	S	PTS-Avg.	
94-95	26-13	59-136	.434	25-65	.385	44-53	.830	49-1.9	30	40	2	14	187-7.2	
95-96	27-13	68-156	.436	32-82	.390	90-104	.865	83-3.1	45	48	1	39	258-9.6	
96-97	28-27	79-202	.391	40-103	.388	101-124	.815	82-2.9	90	74	1	44	299-10.7	
97-98	27-25	102-254	.402	69-157	.440	67-86	.779	85-3.2	84	61	2	34	340-12.6	
Totals	108-78	308-748	.412	166-407	.408	302-367	.823	299-2.8	249	223	6	131	1,084-10.0	

32. Eglseder, Jordan 7-0, 280				Bellevue, Iowa										
Yr.	GP-S	FG-FGA	Pct.	3FG-FGA	Pct.	FT-FTA	Pct.	RB-Avg.	A	TO	BS	S	PTS-Avg.	
06-07	23-0	33-58	.569	1-2	.500	15-20	.750	49-2.1	0	12	8	1	82-3.6	
07-08	29-14	102-200	.510	9-25	.360	45-57	.789	158-5.4	22	40	38	6	258-8.9	
08-09	34-29	148-253	.585	2-15	.133	48-72	.667	219-6.4	22	44	44	5	346-10.2	
09-10	32-32	156-295	.529	3-12	.250	65-89	.730	230-7.2	19	38	30	14	380-11.9	
Totals	118-75	439-806	.545	15-54	.278	173-238	.727	656-5.6	63	134	120	26	1,066-9.0	

33. Moran, Johnny 6-1, 190				Algonquin, Ill.										
Yr.	GP-S	FG-FGA	Pct.	3FG-FGA	Pct.	FT-FTA	Pct.	RB-Avg.	A	TO	BS	S	PTS-Avg.	
08-09	34-34	96-253	.379	50-152	.329	44-59	.746	133-3.9	78	58	4	41	286-8.4	
09-10	33-33	60-181	.331	33-120	.275	39-35	.839	108-3.3	49	37	1	35	182-5.5	
10-11	34-34	117-285	.411	65-177	.367	27-42	.643	109-3.2	63	34	1	33	326-9.6	
11-12	34-34	86-232	.371	53-152	.349	29-41	.707	107-3.1	44	36	2	43	254-7.5	
Totals	135-135	359-961	.377	201-601	.334	129-177	.729	457-3.4	234	165	8	152	1,048-7.8	



34. Holbrook, Jerry 6-2, 180**Waterloo, Iowa**

Yr.	GP	FG-FGA	Pct.	FT-FTA	Pct.	RB-Avg.	PTS-Avg.
59-60	23	119-277	.430	87-118	.737	117-5.1	325-14.1
60-61	21	129-301	.429	63-83	.759	80-3.8	321-15.3
61-62	24	134-283	.473	131-166	.789	104-4.3	399-16.6
Totals	68	382-861	.444	281-367	.766	301-4.4	1,045-15.4

35. Pigg, Howie 6-2, 175**Colfax, Iowa**

Yr.	GP	FG-FGA	Pct.	FT-FTA	Pct.	RB-Avg.	PTS-Avg.
50-51	23	86-287	.300	58-81	.716	NA	230-10.0
51-52	23	134-355	.377	88-129	.682	153-6.7	356-15.5
54-55	21	159-429	.371	137-172	.797	168-8.0	455-21.7
Totals	67	379-1,071		.354	283-382	.741	321-9.8 1,041-15.5

36. Washpun, Wes 6-1, 175**Cedar Rapids, Iowa**

Yr.	GP-S	FG-FGA	Pct.	3FG-FGA	Pct.	FT-FTA	Pct.	RB-Avg.	A	TO	BS	S	PTS-Avg.
13-14	31-29	81-182	.445	12-35	.343	84-122	.689	110-3.5	118	75	23	30	258-8.3
14-15	35-0	86-177	.486	15-38	.395	79-116	.681	87-2.5	91	65	17	34	266-7.6
15-16	36-36	177-379	.467	26-89	.292	131-182	.720	147-4.1	190	93	25	42	511-14.2
Totals	102-65	344-738	.466	53-162	.327	294-420	.700	344-3.4	399	233	65	106	1,035-10.1

37. McDermott, Greg 6-8, 230**Cascade, Iowa**

Yr.	GP-S	FG-FGA	Pct.	3FG-FGA	Pct.	FT-FTA	Pct.	RB-Avg.	A	TO	BS	S	PTS-Avg.
84-85	27-15	41-85	.482	NA	NA	29-44	.659	78-2.9	10	23	6	2	111-4.1
85-86	27-19	96-165	.582	NA	NA	42-54	.778	113-4.2	23	40	13	7	234-8.7
86-87	28-25	148-248	.597	0-1	.000	91-126	.722	179-6.4	23	46	23	18	387-13.8
87-88	28-11	117-194	.603	1-1	1.000	66-83	.795	113-4.0	23	44	9	7	301-10.8
Totals	110-70	402-692	.581	1-2	.500	228-307	.743	483-4.4	79	153	51	34	1,033-9.4

38. Beetsch, Dick 6-0, 175**Mankato, Minn.**

Yr.	GP	FG-FGA	Pct.	FT-FTA	Pct.	RB-Avg.	PTS-Avg.
52-53							240
53-54	21	99-289	.343	77-137	.562	107-5.1	275-13.1
54-55	22	92-318	.289	68-101	.673	157-7.1	252-11.5
55-56	19	92-289	.318	78-106	.745	120-6.3	262-13.8
Totals	62	283-896	.316	223-344	.648	384-6.2	1,029-12.7

39. Koch, Bennett 6-6, 210**Cedar Falls, Iowa**

Yr.	GP-S	FG-FGA	Pct.	3FG-FGA	Pct.	FT-FTA	Pct.	RB-Avg.	A	TO	BS	S	PTS-Avg.
2014-15	28-0	15-28	.536	0-0	.000	8-17	.529	17-0.6	0	9	3	0	39-1.4
2015-16	36-36	99-199	.497	0-0	.000	77-104	.740	127-3.5	16	52	13	10	275-7.6
2016-17	29-26	110-193	.570	0-1	.000	99-130	.762	109-3.8	13	67	21	13	319-11.0
2017-18	31-23	134-241	.556	0-0	.000	127-173	.734	189-6.1	16	61	26	21	395-12.7
Totals	124-85	356-661	.542	0-1	.000	312-424	.736	442-3.6	45	189	63	44	1,028-8.3

40. Martin, John 6-6, 210**Cedar Falls, Iowa**

Yr.	GP-S	FG-FGA	Pct.	FT-FTA	Pct.	RB-Avg.	A	TO	BS	S	PTS-Avg.
67-68	22-NA	81-187	.433	46-68	.676	117-5.3	NA	NA	NA	NA	208-9.4
68-69	24-NA	141-329	.429	62-95	.729	201-8.7	NA	NA	NA	NA	344-14.9
69-70	25-NA	181-420	.430	113-167	.676	253-10.1	NA	NA	NA	NA	475-19.0
Totals	71-NA	403-936	.431	221-330	.670	571-8.0	NA	NA	NA	NA	1,027-14.5

41. Foster, Chris 5-10, 190**Ironton, Mo.**

Yr.	GP-S	FG-FGA	Pct.	3FG-FGA	Pct.	FT-FTA	Pct.	RB-Avg.	A	TO	BS	S	PTS-Avg.
00-01	6-0	6-14	.429	3-7	.429	1-1	1.000	4-0.7	4	7	1	1	16-2.7
01-02	29-24	127-322	.394	58-157	.369	52-69	.754	67-2.3	87	59	10	44	364-12.6
02-03	27-26	85-232	.366	31-103	.301	50-76	.658	57-2.1	118	82	2	26	251-9.3
03-04	26-3	62-176	.352	26-80	.325	62-88	.705	28-1.1	69	60	3	21	212-8.2
04-05	32-4	60-153	.392	26-75	.347	38-48	.792	51-1.6	92	45	1	20	184-5.8
Totals	120-57	340-897	.379	144-422	.341	203-282	.720	207-1.7	370	253	17	112	1,027-8.6

42. Waugh, Jerry 6-3, 180**Mt. Ayr, Iowa**

Yr.	GP	FG-FGA	Pct.	FT-FTA	Pct.	RB-Avg.	PTS-Avg.
65-66	5	21-43	.488	7-12	.583	32-6.4	49-9.8
66-67	22	178-322	.553	99-130	.762	167-7.6	455-20.7
67-68	22	187-379	.493	141-176	.801	188-8.5	515-23.4
Totals	49	386-744	.512	247-318	.777	387-7.9	1,019-20.8

Year-by-Year in McLeod Center

2006-07	9-4	.692
2007-08	11-6	.647
2008-09	11-4	.733
2009-10	14-0	1.000
2010-11	13-5	.722
2011-12	13-3	.813
2012-13	16-4	.800
2013-14	11-2	.846
2014-15	15-0	1.000
2015-16	11-3	.786
2016-17	9-4	.692
2017-18	12-4	.750
Total	145-39	.788

Top 10 All-Time Home Attendances

- 22,797 vs. Iowa, 1989-90
- 19,042 vs. Iowa, 1991-92
- 12,874 vs. Iowa, 1993-94
- 13,285 vs. Iowa, 2005-06
- 12,233 vs. Iowa St., 1990-91
- 10,500 vs. Iowa St., 1987-88
- 10,104 vs. Iowa, 1999-2000
- 10,053 vs. Missouri St., 2005-06
- 10,008 vs. Iowa, 2001-02
- 9,886 vs. Iowa, 2003-04

Top 10 McLeod Center Attendances

- 7,332 vs. Illinois St., 2/27/10
- 7,293 vs. Drake, 2/16/08
- 7,150 vs. Wichita St., 2/8/14
- 7,050 vs. Wichita St., 1/31/15
- 7,043 vs. Iowa, 12/5/07
- 7,031 vs. Old Dominion, 2/19/10
- 7,018 vs. North Carolina, 11/21/15
- 7,014 vs. Wichita St., 2/12/11
- 6,971 vs. Drake, 1/22/11
- 10,690 vs. Creighton, 2/13/13

UNI INDIVIDUAL

Points: 38, Jeremy Morgan vs. North Dakota (12/10/16)
 Field Goals Made: 11, Kwadzo Ahelegbe vs. Indiana St. (12/28/08);
 Anthony James vs. Colorado St. (12/3/11)
 Field Goal Attempts: 22, Clint Carlson vs. UNLV (11/29/17)
 Field Goal Pct. (min 7 made): 1.000 (8-8), Bennett Koch vs. Drake (1/15/17)
 3 PT FG Made: 7, Adam Viet vs. UMKC (12/09/06); Marc Sonnen vs. Bradley (1/12/13)
 3 PT FG Attempts: 13, Marc Sonnen vs. Illinois St. (3/2/13)
 3-PT FG Pct. (min 5 made): .875 (7-8), Adam Viet vs. UMKC (12/9/06)
 Free Throws Made: 16, Jeremy Morgan vs. North Dakota (12/10/16)
 Free Throw Attempts: 22, Jeremy Morgan vs. North Dakota (12/10/16) FT Pct. (min 6 made): 1.000 (13-13), Adam Koch vs. Creighton (2/8/09)
 Rebounds: 18, Tywhon Pickford vs. North Carolina State (11/23/17)
 Assists: 9, Brooks McKown vs. Wichita St. (1/30/07), vs. UMKC (12/09/06); Seth Tuttle vs. SDSU (12/28/14); Wes Washpun vs. Missouri St. (2/10/16); Juwan McCloud vs. Illinois State (1/24/18)
 Steals: 6, Johnny Moran vs. Northern Colorado (11/20/11); Juwan McCloud vs. Illinois State (1/24/18)
 Blocked Shots: 6, Eric Coleman vs. Loyola-Chicago (12/01/07)
 Turnovers: 7, Kwadzo Ahelegbe vs. Bradley (1/12/10)

UNI TEAM

Points: 103 vs. Wartburg (11/10/12)
 Field Goals Made: 40 vs. Wartburg (11/10/12)
 Field Goal Attempts: 71 vs. Iowa St. (12/3/08)
 Field Goal Percentage: .705 (31-44) vs. Missouri St. (1/10/09)
 3 Pt FG Made: 20 vs. South Dakota State (12/7/16)
 3 Pt FG Attempts: 37 vs. South Dakota State (12/7/16)
 3 Pt FG Percentage: .619 (13-21) vs. Wartburg (11/10/13); vs. Missouri St. (1/18/14)
 Free Throws Made: 32 vs. Toledo (11/14/12)
 Free Throw Attempts: 40 vs. Southern Illinois (02/02/08)
 Free Throw Percentage: 1.000 (16-16) vs. Evansville (1/1/10)
 Rebounds: 50 vs. Coe (11/16/10), Wartburg (11/15/17)
 Assists: 24 vs. Missouri St. (1/18/14)
 Steals: 14 vs. Loyola (1/4/15)
 Blocked Shots: 8 vs. Evansville (1/25/17)
 Turnovers: 21 vs. Drake (2/18/09)
 Fouls: 26 vs. Indiana St. (12/28/08); vs. George Mason (12/4/14)

OPPONENT INDIVIDUAL

Points: 43, D.J. Balentine, Evansville (1/29/14)
 Field Goals Made: 12, Craig Brackins, Iowa St. (12/3/08); Thomas Walkup, Stephen F. Austin (11/17/15)
 Field Goal Att: 23, Craig Brackins, Iowa St. (12/3/08) Ryan Taylor, Evansville (2/13/18)
 FG Pct (min 5 made): 1.000 (6-6), Darius Carter, Wichita St. (2/8/14)
 3 Pt FG Made: 7, Matthew Miller, Texas Southern (11/23/08)
 3 Pt FG Att: 14, Osiris Eldridge, Illinois St. (3/8/09),
 3-Pt FG Pct (min 3 made): 1.000 (6-6), Ron Mvouika, Missouri St. (1/18/14)
 Free Throws Made: 19, D.J. Balentine, Evansville (1/29/14)
 Free Throw Att: 21, D.J. Balentine, Evansville (1/29/14)
 FT Pct (min 3 made): 1.000 (14-14), Colt Ryan, Evansville (1/1/12)
 Rebounds: 21, Papa Dia, SMU (3/21/11)
 Assists: 10, Al Stewart, Drake (02/08/07)
 Steals: 5, Jake Odum, Indiana St. (1/2/13), Tevonn Walker, Valparaiso (1/13/18)
 Blocked Shots: 7, JaVale McGee, Nevada (12/22/07)
 Turnovers: 10, Nikola Bundalo, SIU Edwardsville (12/19/11)

OPPONENT TEAM

Points: 89, Missouri St. (1/18/14)
 Field Goals Made: 32, Missouri St. (1/18/14)
 Field Goal Attempts: 68, Massachusetts (11/11/07); Dubuque (11/25/15)
 Field Goal Percentage: .593 (32-54), Missouri St. (1/18/14)
 3 Pt Field Goals Made: 14, Bradley (01/12/08)
 3 Pt FG Attempts: 34, Dubuque (11/25/15)
 3 Pt FG Percentage: .650 (13-20), Northern Colorado (11/20/11)
 Free Throws Made: 30, Indiana St. (2/1/14)
 Free Throw Attempts: 39, Indiana St. (2/1/14)
 Free Throw Percentage: 1.000 (10-10), Stephen F. Austin (11/17/15); 1.000 (13-13), Loyola Chicago (1/28/18); 1.000 (11-11), Missouri State (2/24/18)
 Rebounds: 53, George Mason (11/30/16)
 Assists: 20, North Carolina (11/10/17)
 Steals: 13, Valparaiso (1/13/18)
 Blocked Shots: 9, Nevada (12/22/07)
 Turnovers: 25, Northern Colorado (11/20/11)
 Fouls: 30, North Dakota (12/10/17)



SCORING

Year	Player	G	Pts.	Avg.
2018	Bennett Koch	31	395	12.7
2017	Jeremy Morgan	29	430	14.8
2016	Wes Washpun	36	511	14.2
2015	Seth Tuttle	35	534	15.3
2014	Seth Tuttle	31	478	15.4
2013	Anthony James	32	422	13.2
2012	Anthony James	33	411	12.5
2011	Kwadzo Ahelegbe	34	479	14.1
2010	Adam Koch	35	408	11.7
2009	Adam Koch	34	412	12.1
2008	Eric Coleman	32	394	12.3
2007	Eric Coleman	31	406	13.1
2006	Ben Jacobson	33	467	14.2
2005	Ben Jacobson	32	572	17.9
2004	Ben Jacobson	31	433	14.0
2003	David Gruber	28	372	13.3
2002	Robbie Sieverding	29	497	17.1
2001	Joe Breakenridge	28	371	13.3
2000	Robbie Sieverding	29	472	16.3
1999	Sean Stackhouse	23	377	16.4
1998	Tony Brus	27	415	15.4
1997	Jason Daisy	28	593	21.2
1996	Jason Daisy	27	603	22.3
1995	Jason Daisy	28	412	14.7
1994	Randy Blocker	28	645	23.0
1993	Randy Blocker	27	509	18.9
1992	Dale Turner	28	386	13.8
1991	Troy Muilenburg	32	428	13.4
1990	Jason Reese	32	638	19.9
1989	Jason Reese	28	623	22.3
1988	James Parker	26	378	14.5
1987	Jason Reese	28	395	14.1
1986	Scott Plondke	26	428	16.5
1985	Randy Kraayenbrink	28	587	21.0
1984	Randy Kraayenbrink	26	481	18.5
1983	Randy Kraayenbrink	31	384	12.4
1982	Ray Storck	27	362	13.4
1981	Rod Underwood	26	348	13.4
1980	Rod Underwood	25	376	15.0
1979	Ron Lemons	29	472	16.3
1978	Ron Lemons	27	436	16.1
1977	Ron Lemons	27	426	15.8
1976	Mark Enright	20	328	16.4
1975	Bill Runchey	26	322	12.4
1974	Joe Ferguson	26	323	12.4
1973	Bill McCoy	24	454	18.9
1972	Bill McCoy	23	454	19.7
1971	Bill McCoy	26	550	21.2
1970	John Martin	25	475	19.0
1969	Ken Huelman	24	514	22.3
1968	Jerry Waugh	22	515	22.4
1967	Jerry Waugh	22	445	20.2
1966	Craig Knepe	20	395	19.8
1965	Craig Knepe	23	459	19.9
1964	Duane Josephson	27	455	16.8
1963	Duane Josephson	23	421	18.3
1962	Pete Spoden	24	485	20.3
1961	Jerry Holbrook	21	321	15.3
1960	Jerry Holbrook	23	325	14.1
1959	Jim Jackson	23	310	13.5
1958	Dennis Filliman	23	274	11.9
1957	Frank Stotts	21	320	15.2
1956	Dick Beetsch	19	262	13.8
1955	Howard Pigg	21	455	21.7
1954	Dick Beetsch	21	275	13.1
1952	Howard Pigg	23	356	15.5
1951	Dick Garth	23	359	15.6
1950	Norm Jespersen	21	393	18.7

3-POINT FGS MADE

Year	Player	Gms	M-Att	Pct.
2018	Wyatt Lohaus	24	43-95	.453
2018	Spencer Haldeman	31	43-104	.413
2017	Jeremy Morgan	29	60-169	.355
2016	Matt Bohannon	36	93-232	.401
2015	Matt Bohannon	35	63-155	.391
2014	Matt Bohannon	31	77-206	.374
2013	Marc Sonnen	36	96-215	.447
2012	Marc Sonnen	34	58-131	.443
2011	Johnny Moran	34	65-177	.367
2010	Ali Farokhmanesh	35	77-207	.372

2009	Ali Farokhmanesh	34	75-198	.379
2008	Adam Viet	29	43-97	.443
2007	Adam Viet	30	40-95	.421
2006	Ben Jacobson	33	58-177	.328
2005	Ben Jacobson	32	71-157	.452
2004	Matt Schneiderman	31	56-146	.384
2003	Matt Schneiderman	28	55-145	.379
2002	Erik Smith	29	79-208	.380
2001	Martin Coon	31	57-156	.365
2000	Robbie Sieverding	29	52-151	.344
1999	Robbie Sieverding	27	68-152	.447
1998	Darian DeVries	27	69-157	.440
1997	Darian DeVries	28	40-103	.388
1996	Jason Daisy	27	68-162	.420
1995	Darian DeVries	26	25-65	.385
1994	Cam Johnson	28	73-189	.386
1993	Cam Johnson	26	29-53	.547
1992	Louis Armstrong	26	41-116	.354
1991	Maurice Newby	31	56-156	.359
1990	Troy Muilenburg	32	49-131	.374
1989	Nick Nurse	28	61-139	.439
1988	Nick Nurse	28	72-145	.497
1987	Nick Nurse	28	37-79	.468

ASSISTS

Year	Player	Gms	Asts	Avg.
2018	Juwan McCloud	26	62	2.4
2017	Jeremy Morgan	29	79	2.7
2016	Wes Washpun	36	190	5.3
2015	Seth Tuttle	35	114	3.3
2014	Wes Washpun	31	118	3.8
2013	Deon Mitchell	35	126	3.6
2012	Jake Koch	33	90	2.7
2011	Kwadzo Ahelegbe	34	102	3.0
2010	Kwadzo Ahelegbe	35	97	2.8
2009	Kwadzo Ahelegbe	34	106	3.1
2008	Jared Josten	32	65	2.0
2007	Brooks McKowen	31	179	5.8
2006	Ben Jacobson	33	124	3.8
2005	Chris Foster	32	92	2.9
2004	Erik Crawford	31	83	2.7
	Brooks McKowen	31	83	2.7
2003	Chris Foster	27	118	4.4
2002	Robbie Sieverding	29	92	3.2
2001	Andy Woodley	27	119	4.4
2000	Andy Woodley	9	33	3.5
	Robbie Sieverding	29	98	3.4
1999	Robbie Sieverding	27	74	2.7
1998	Darian DeVries	27	84	3.1
1997	Darian DeVries	28	90	3.2
1996	Brian Carpenter	27	93	3.4
1995	Sredrick Robinson	28	82	2.9
1994	Brian Carpenter	29	89	3.1
1993	Ed Madlock	27	66	2.4
1992	Dale Turner	28	94	3.4
1991	Dale Turner	29	146	5.0
1990	Dale Turner	32	152	4.8
1989	Dale Turner	28	128	4.6
1988	Nick Nurse	28	99	3.5
1987	Nick Nurse	28	94	3.4
1986	Randy Kraayenbrink	27	70	2.6
1985	Rob Williams	28	118	4.2
1984	Rob Williams	28	144	5.1
1983	Brent Carmichael	31	126	4.1
1982	Brent Carmichael	27	83	3.1
1981	Rod Underwood	26	82	3.2
1980	Jay Imhoff	24	140	5.8
1979	Mike Kemp	29	88	3.0
1978	Mark Long	27	114	4.2
1977	Mark Long	27	99	3.7
1976	Mark Long	25	89	3.6
1975	Joe Ferguson	26	86	3.3
1974	Joe Ferguson	26	88	3.4
1973	Joe Ferguson	24	81	3.4

REBOUNDS

Year	Player	Gms	Reb	Avg.
2018	Tywhon Pickford	32	248	7.8
2017	Jeremy Morgan	29	169	5.8
2016	Jeremy Morgan	36	189	5.3
2015	Seth Tuttle	35	240	6.9
2014	Seth Tuttle	31	249	8.0

2013	Seth Tuttle	36	238	6.6
2012	Seth Tuttle	34	190	5.6
2011	Lucas O'Rear	23	130	5.7
2010	Jordan Eglseeder	32	230	7.2
2009	Jordan Eglseeder	34	219	6.4
2008	Eric Coleman	32	281	8.8
2007	Eric Coleman	31	281	9.1
2006	Grant Stout	33	294	8.9
2005	Grant Stout	32	245	7.7
2004	David Gruber	31	213	6.9
2003	Matt Schneiderman	28	212	7.6
2002	David Gruber	29	209	7.2
2001	Joe Breakenridge	28	294	10.5
2000	Joe Breakenridge	29	233	8.0
1999	Joe Breakenridge	27	221	8.2
1998	Chris Burdine	25	178	7.1
1997	Chris Burdine	28	139	5.0
1996	Brian Heying	27	147	5.5
1995	Jon Ellis	28	154	5.5
1994	Randy Blocker	28	215	7.7
1993	Randy Blocker	27	195	7.2
1992	Cedrick McCullough	26	120	4.6
1991	Troy Muilenburg	32	261	8.2
1990	Jason Reese	32	259	8.1
1989	Jason Reese	28	199	7.1
1988	James Parker	26	147	5.7
1987	Greg McDermott	28	179	6.4
1986	Scott Plondke	26	169	6.5
1985	Scott Stafford	28	244	8.7
1984	Scott Stafford	28	191	6.8
1983	Brent Carmichael	31	151	4.9
1982	Jay Block	27	151	5.6
1981	Bill Jones	26	150	5.8
1980	Bill Jones	25	155	6.2
1979	Ron Lemons	29	247	8.5
1978	Ron Lemons	27	210	7.8
1977	Ron Lemons	27	223	8.3
1976	Mark Enright	20	210	10.5
1975	Bill Runchey	26	186	7.2
1974	Bill Runchey	26	169	6.5
1973	Darrell Timion	23	183	7.9
1972	Randy Beilke	23	178	7.7
1971	Darrell Timion	26	223	8.6
1970	John Martin	25	253	10.1
1969	Ken Huelman	24	289	12.6
1968	Ken Huelman	22	261	11.9
1967	Ken Huelman	22	268	12.8
1966	Craig Knepe	20	211	10.6
1965	Craig Knepe	27	240	8.6
1964	Craig Knepe	27	234	8.6
1963	Dick Savage	23	174	7.6
1962	Pete Spoden	24	357	14.9
1961	Pete Spoden	21	365	17.4
1960	Jim Jackson	23	392	17.0
1959	Jim Jackson	23	418	18.2
1958	Clark McCleary	23	219	9.5
1957	Clark McCleary	22	219	10.0
1956	Del Nicklaus	19	282	14.8
1955	Ray Nissen	22	255	11.6
1954	Lou Paulsen	20	147	7.3

STEALS

Year	Player	Gms	Stls	Avg.
2018	Juwan McCloud	26	33	1.3
2017	Jeremy Morgan	29	51	1.8
2016	Jeremy Morgan	36	70	1.9
2015	Jeremy Morgan	35	40	1.2
2014	Seth Tuttle	31	30	0.9
	Wes Washpun	31	30	0.9
2013	Deon Mitchell	35	45	1.3
2012	Johnny Moran	34	43	1.3
2011	Johnny Moran	34	33	0.9
2010	Johnny Moran	33	35	1.1
2009	Johnny Moran	34	41	1.2
2008	Adam Koch	32	21	0.7
2007	Brooks McKowen	31	34	1.1
2006	Ben Jacobson	33	51	1.5
2005	Ben Jacobson	32	33	1.0
	Grant Stout	32	33	1.0
2004	Ben Jacobson	31	33	1.0
2003	Ben Jacobson	28	36	1.3
2002	Chris Foster	29	44	1.5
2001	Andy Woodley	27	80	3.0

2000	Andy Woodley	9	17	1.9	2005	Eric Coleman	32	145-253	.573	1992	Dale Turner	28	104-119	.874
	Robbie Sieverding	29	38	1.3	2004	David Gruber	31	136-232	.586	1991	Maurice Newby	31	29-33	.879
1999	Terry Cress	14	12	1.6	2003	David Gruber	28	141-231	.610	1990	Maurice Newby	32	21-23	.913
1998	Tony Brus	27	35	1.3	2002	David Gruber	29	144-236	.610	1989	Scott Socha	28	25-30	.833
1997	Jason Daisy	28	49	1.8	2001	Joe Breakenridge	28	150-258	.581	1988	Mike Bailey	28	29-33	.879
1996	Brian Carpenter	27	54	2.0	2000	Cory Jenkins	29	102-177	.576	1987	Kirk Francis	27	25-28	.983
1995	Jason Daisy	28	43	1.5	1999	Joe Breakenridge	27	107-195	.549	1986	Nick Nurse	27	17-20	.850
1994	Randy Blocker	28	49	1.8	1998	Chris Burdine	25	96-218	.440	1985	Scott Stafford	28	96-120	.800
1993	Cam Johnson	26	58	2.2	1997	Chris Burdine	28	96-190	.505	1984	Randy Kraayenbrink	26	115-141	.816
1992	Dale Turner	28	40	1.4	1996	Jason Sims	23	64-116	.552	1983	Randy Kraayenbrink	31	58-77	.753
1991	Troy Muilenburg	32	44	1.4	1995	Jason Sims	28	121-188	.644	1982	Ray Storck	27	68-86	.791
1990	Dale Turner	32	34	1.1	1994	Jason Sims	29	60-103	.583	1981	Rod Underwood	26	58-67	.866
1989	Nick Nurse	28	35	1.3	1993	Randy Blocker	27	201-393	.512	1980	Mike Clark	25	28-32	.875
1988	Nick Nurse	28	53	1.9	1992	Jon Ellis	28	49-98	.500	1979	Ron Lemons	29	80-100	.800
1987	Nick Nurse	28	47	1.7	1991	Cedrick McCullough	32	154-306	.503	1978	Phil Rilett	25	16-21	.761
1986	Rob Williams	27	37	1.4	1990	Steve Phyfe	31	108-182	.593	1977	Mark Long	27	55-68	.808
1985	Rob Williams	28	48	1.7	1989	Steve Phyfe	28	161-265	.608	1976	Mark Welsh	26	82-106	.773
1984	Rob Williams	28	42	1.5	1988	Greg McDermott	28	117-194	.603	1975	Joe Ferguson	26	55-67	.821
1983	Brent Carmichael	31	100	3.2	1987	Greg McDermott	28	148-248	.597	1974	Bill Barnhouse	20	15-16	.938
1982	Brent Carmichael	27	80	3.0	1986	Greg McDermott	27	96-165	.582	1973	Bill McCoy	24	140-175	.800
1981	Jay Block	27	27	1.0	1985	Nathan Harris	18	54-96	.563	1972	Randy Beilke	23	51-66	.773
1980	Jay Imhoff	24	39	1.6	1984	Jay Block	28	92-163	.564	1971	Bill McCoy	26	212-274	.774

BLOCKED SHOTS

Year	Player	Gms	BS	Avg.
2018	Bennett Koch	31	26	0.8
2017	Jeremy Morgan	29	33	1.1
2016	Jeremy Morgan	36	32	0.9
2015	Seth Tuttle	35	20	0.6
2014	Seth Tuttle	31	34	1.1
2013	Jake Koch	36	44	1.2
2012	Jake Koch	33	35	1.1
2011	Jake Koch	34	30	0.9
2010	Jordan Eglseder	32	30	0.9
2009	Jordan Eglseder	34	44	1.3
2008	Eric Coleman	32	43	1.3
2007	Grant Stout	31	50	1.6
2006	Grant Stout	33	80	2.4
2005	Grant Stout	32	75	2.3
2004	Grant Stout	31	17	0.5
2003	Jon Godfread	25	16	0.6
2002	Octav Morariu	25	12	0.5
2001	Octav Morariu	25	15	0.6
2000	Cory Jenkins	29	17	0.6
1999	Joe Breakenridge	27	12	0.5
	Cory Jenkins	19	10	0.5
1998	Sean Hawkins	27	31	1.2
1997	Sean Hawkins	27	30	1.1
1996	Sean Hawkins	24	33	1.4
1995	Jason Sims	28	43	1.5
1994	Randy Blocker	28	29	1.0
	Jason Sims	29	29	1.0
1993	Brian Jones	26	14	1.9
1992	Troy Vaughn	26	15	0.6
	Terry Merfeld	16	15	0.9
1991	Nick Pace	28	12	0.4
1990	Steve Phyfe	31	26	0.8
1989	Steve Phyfe	28	25	0.9
1988	Steve Phyfe	28	15	0.5
1987	Greg McDermott	28	23	0.8
1986	Greg McDermott	27	13	0.5
1985	Scott Stafford	28	34	1.2
1984	Scott Stafford	28	51	1.8
1983	Ray Storck	31	36	1.2
1982	Herbert King	27	26	1.0
1981	Bill Jones	26	18	0.7
1980	Bill Jones	25	28	1.1

FG PERCENTAGE

Year	Player	Gms	FG-FGA	Pct.
2018	Bennett Koch	25	134-241	.556
2017	Bennett Koch	29	110-193	.570
2016	Bennett Koch	36	99-199	.497
2015	Seth Tuttle	35	183-303	.604
2014	Nate Buss	28	111-208	.534
2013	Seth Tuttle	36	143-257	.556
2012	Seth Tuttle	34	118-181	.652
2011	Lucas O'Rear	34	60-107	.561
2010	Lucas O'Rear	35	54-98	.551
2009	Lucas O'Rear	30	56-91	.615
2008	Eric Coleman	32	135-245	.551
2007	Eric Coleman	31	154-287	.537
2006	Eric Coleman	33	152-263	.578

2005	Eric Coleman	32	145-253	.573	1992	Dale Turner	28	104-119	.874
2004	David Gruber	31	136-232	.586	1991	Maurice Newby	31	29-33	.879
2003	David Gruber	28	141-231	.610	1990	Maurice Newby	32	21-23	.913
2002	David Gruber	29	144-236	.610	1989	Scott Socha	28	25-30	.833
2001	Joe Breakenridge	28	150-258	.581	1988	Mike Bailey	28	29-33	.879
2000	Cory Jenkins	29	102-177	.576	1987	Kirk Francis	27	25-28	.983
1999	Joe Breakenridge	27	107-195	.549	1986	Nick Nurse	27	17-20	.850
1998	Chris Burdine	25	96-218	.440	1985	Scott Stafford	28	96-120	.800
1997	Chris Burdine	28	96-190	.505	1984	Randy Kraayenbrink	26	115-141	.816
1996	Jason Sims	23	64-116	.552	1983	Randy Kraayenbrink	31	58-77	.753
1995	Jason Sims	28	121-188	.644	1982	Ray Storck	27	68-86	.791
1994	Jason Sims	29	60-103	.583	1981	Rod Underwood	26	58-67	.866
1993	Randy Blocker	27	201-393	.512	1980	Mike Clark	25	28-32	.875
1992	Jon Ellis	28	49-98	.500	1979	Ron Lemons	29	80-100	.800
1991	Cedrick McCullough	32	154-306	.503	1978	Phil Rilett	25	16-21	.761
1990	Steve Phyfe	31	108-182	.593	1977	Mark Long	27	55-68	.808
1989	Steve Phyfe	28	161-265	.608	1976	Mark Welsh	26	82-106	.773
1988	Greg McDermott	28	117-194	.603	1975	Joe Ferguson	26	55-67	.821
1987	Greg McDermott	28	148-248	.597	1974	Bill Barnhouse	20	15-16	.938
1986	Greg McDermott	27	96-165	.582	1973	Bill McCoy	24	140-175	.800
1985	Nathan Harris	18	54-96	.563	1972	Randy Beilke	23	51-66	.773
1984	Jay Block	28	92-163	.564	1971	Bill McCoy	26	212-274	.774
1983	Jay Block	31	83-159	.522	1970	Don Anderson	25	35-47	.745
1982	Ray Storck	27	147-273	.538	1969	Darrell Jesse	24	76-100	.760
1981	Steve Peters	26	97-191	.508	1968	Don Anderson	17	12-13	.923
1980	Ray Storck	22	30-48	.625	1967	Jerry Waugh	22	99-130	.735
1979	Ron Lemons	29	196-335	.585	1966	Gene Fuelling	19	46-58	.793
1978	Ron Lemons	27	191-351	.544	1965	Ron Jessen	23	131-167	.784
1977	Ron Lemons	27	185-386	.519	1964	Craig Knepe	27	88-116	.758
1976	Randy Podhaski	26	88-174	.505	1963	Duane Josephson	23	97-121	.802
1975	Randy Podhaski	26	122-240	.508	1962	Jerry Holbrook	24	131-166	.789
1974	Randy Podhaski	19	43-77	.558	1961	Larry Timion	19	16-21	.762
1973	Randy Beilke	24	89-175	.505	1960	Jerry Holbrook	23	87-118	.737
1972	Randy Beilke	23	103-198	.520	1959	Jack Mully	19	22-27	.815
1971	Brian Bestul	25	115-238	.483	1958	Frank Stotts	20	72-104	.692
1970	Bill McCoy	24	87-186	.467	1957	Dennis Filliman	21	59-76	.776
1969	Ken Huelman	24	187-334	.560	1956	Ray Nissen	18	80-107	.748
1968	Ken Huelman	22	139-280	.496	1955	Howard Pigg	21	137-172	.797
1967	Jerry Waugh	22	178-342	.520	1954	Ken Nichols	17	24-32	.750
1966	Phil Johnson	20	100-207	.483	1952	Howard Pigg	23	88-129	.682
1965	Craig Knepe	23	177-324	.546	1951	Howard Pigg	23	58-81	.716
1964	Ron Jessen	27	124-248	.500	1950	Willard Gisel	19	29-38	.763
1963	Dick Lowe	22	53-110	.482					
1962	Jerry Holbrook	24	134-283	.473					
1961	Ed Watt	21	53-104	.509					
1960	Jerry Holbrook	23	119-277	.430					
1959	Jim Jackson	23	115-268	.429					
1958	Gary Mohl	19	25-59	.424					
1957	Dennis Filliman	21	57-132	.432					
1956	Dick Strub	18	20-42	.476					
1955	Ray Nissen	22	125-242	.517					
1954	Lou Paulsen	20	58-151	.384					
1952	Howard Pigg	23	134-355	.378					
1951	Bill Peterson	23	100-293	.341					
1950	Walt Kochneff	21	116-291	.399					

FT PERCENTAGE

Year	Player	Gms	FT-FTA	Pct.
2018	Hunter Rhodes	23	25-27	.926
2017	Spencer Haldeman	30	43-50	.860
2016	Paul Jespersion	36	46-52	.885
2015	Paul Jespersion	35	19-22	.864
2014	Nate Buss	28	34-43	.791
2013	Jake Koch	36	121-154	.786
2012	Jake Koch	33	82-104	.788
2011	Jake Koch	34	103-124	.831
2010	Adam Koch	35	137-164	.835
2009	Travis Brown	34	38-45	.844
2008	Jared Josten	32	69-81	.852
2007	Jared Josten	31	43-50	.860
2006	Travis Brown	28	19-22	.864
2005	Ben Jacobson	32	79-98	.806
2004	Matt Schneiderman	31	36-42	.857
2003	John Little	28	28-37	.757
2002	Robbie Sieverding	29	168-195	.862
2001	Andy Woodley	27	18-23	.783
2000	Robbie Sieverding	29	154-183	.842
1999	Joe Breakenridge	27	93-111	.838
1998	Darian DeVries	27	67-86	.779
1997	Darian DeVries	28	101-124	.815
1996	Darian DeVries	27	90-104	.865
1995	Darian DeVries	26	44-53	.830
1994	Sean Rice	25	20-24	.833
1993	Cam Johnson	26	75-101	.743



UNI in the MVC Tournament

Year	Seed	W-L	Season
1992	7	0-1	10-18
1993	6	0-1	12-15
1994	5	2-1	16-13
1995	T9	DNQ	8-20
1996	T7	0-1	14-13
1997	T4	1-1	16-12
1998	9	0-1	10-17
1999	T8	0-1	9-18
2000	7	0-1	14-15
2001	10	1-1	7-24
2002	7	1-1	14-15
2003	7	0-1	11-17
2004	2	3-0	21-10
2005	4	0-1	21-11
2006	5	1-1	23-10
2007	5	0-1	18-13
2008	5	1-1	18-14
2009	1	3-0	23-11
2010	1	3-0	30-5
2011	4	0-1	20-14
2012	5	0-1	20-14
2013	3	0-1	21-15
2014	3	0-1	16-15
2015	2	3-0	31-4
2016	4	3-0	23-13
2017	3	0-1	14-16
2018	9	1-1	16-16

Versus	W-L
Bradley	3-2
Creighton	0-2
Drake	2-2
Evansville	4-0
Illinois St.	4-6
Indiana St.	1-1
Loyola	1-1
Southern Illinois	2-4
Missouri St.	2-2
Tulsa	1-0



Missouri Valley Conference Post-Season History

UNI has competed in 26 Missouri Valley Conference post-season tournaments since joining the league. The Panthers advanced to the title game in 1994, 2004, 2009, 2010, 2015 and 2016. UNI has won five MVC Tournament titles (2004, 2009, 2010, 2015, 2016).

March 7, 1992
MVC First Round
St. Louis, Mo.
Illinois St. 70, UNI 58

UNI	FG-FGA	FT-FTA	Reb	PF	TP
Jon Ellis	0-2	0-0	5	4	0
Cedrick McCullough	5-12	1-2	7	2	11
Terry Merfeld	0-0	1-2	1	0	1
Dale Turner	6-15	0-0	2	3	13
Cam Johnson	6-10	0-0	1	4	12
Sean Rice	6-13	0-0	2	4	12
Brian Jones	1-1	0-0	0	0	3
Troy Vaughn	0-2	0-2	0	3	0
Louis Armstrong	0-6	0-0	2	0	0
Brian Carpenter	1-1	2-2	2	1	4
David Butler	0-0	0-0	2	0	0
Ed Madlock	1-2	0-0	0	2	2
John Holterhaus	0-0	0-0	0	0	0
Nick Pace	0-0	0-1	0	0	0
Team			5		
Totals	26-64	4-9	29	23	58

ILSU	FG-FGA	FT-FTA	Reb	PF	TP
Steve Fitch	2-5	0-0	1	1	4
Scott Taylor	0-0	2-2	2	2	2
Scott Fowler	6-6	8-8	6	2	20
Richard Thomas	5-7	4-5	2	3	16
Todd Wehmhener	0-3	4-6	6	2	4
Mike VandeGarde	4-8	6-7	6	4	14
Chad Altadonna	2-2	0-0	2	2	4
Brian Kern	3-5	0-0	0	0	6
Charles Barnes	0-0	0-0	1	0	0
Todd Kagel	0-2	0-0	0	0	0
Elvin Florez	0-1	0-0	0	0	0
Team			6		
Totals	22-39	24-28	31	16	70

March 6, 1993
MVC First Round
St. Louis, Mo.
Drake 63, UNI 59

UNI	FG-FGA	FT-FTA	Reb	PF	TP
Randy Blocker	9-23	0-0	8	1	18
Warren Vandeven	0-0	0-0	0	2	0
Greg Hammar	4-7	0-1	6	4	8
Brian Carpenter	2-5	6-7	4	3	10
Cam Johnson	5-8	7-10	3	2	20
Ed Madlock	0-1	0-0	1	1	0
Brian Jones	1-2	0-0	2	1	3
Terry Merfeld	0-2	0-0	2	1	0
Jason Daisy	0-2	0-0	1	0	0
Jon Ellis	0-0	0-0	1	2	0
Team			2		
Totals	21-50	13-18	30	17	59

DU	FG-FGA	FT-FTA	Reb	PF	TP
Darrin Dafney	5-12	1-2	5	2	13
William Celestine	4-4	6-8	6	1	14
Khary Stanley	3-5	1-2	10	2	7
Clayton Allen	0-2	0-0	0	2	0
Curt Smith	6-16	4-4	4	3	16
Ray Slater	1-2	0-0	2	2	2
Jeff Allen	2-6	4-4	1	2	9
Alexsandar Surla	0-0	0-0	0	0	0
Marvin King	0-0	0-0	0	1	0
Brett Sherrill	1-3	0-0	2	1	2
Team			2		
Totals	22-50	16-20	32	16	63

March 5, 1994
MVC First Round
St. Louis, Mo.
UNI 84, Illinois St. 70

UNI	FG-FGA	FT-FTA	Reb	PF	TP
Brian Jones	2-5	2-2	4	2	7
Randy Blocker	11-22	8-10	9	2	30
Jason Sims	0-0	0-0	1	4	0
Brian Carpenter	4-7	2-2	4	2	12
Cam Johnson	10-24	0-0	0	1	23
Ed Madlock	1-2	3-4	4	3	5
Jon Ellis	0-0	1-2	2	3	1
John Holterhaus	1-2	2-2	2	3	4
Sean Rice	0-0	2-2	3	1	2
Seth Anderson	0-0	0-0	0	0	0
Terry Merfeld	0-0	0-0	0	0	0
Team			1		
Totals	29-62	20-24	30	21	84

ILSU	FG-FGA	FT-FTA	Reb	PF	TP
Scott Taylor	4-5	0-3	3	2	8
Mike VandeGarde	5-7	7-11	5	2	17
Thomas Hunter	3-7	4-6	7	2	10
David Cason	6-11	1-1	6	4	13
Todd Wehmhener	1-3	2-2	3	5	4
Chad Altadonna	4-4	0-0	2	0	10
Charles Barnes	2-5	0-0	1	1	6
Jon Litwiller	1-1	0-0	1	2	2
Brian Kern	0-2	0-0	1	0	0
Greg Hill	0-0	0-0	0	0	0
Antonio Cooper	0-3	0-0	1	3	0
Ryan Weichman	0-0	0-0	0	0	0
Jay Phifer	0-0	0-0	0	0	0
Andy Porter	0-0	0-0	0	0	0
Team			2		
Totals	26-48	14-23	32	21	70

March 6, 1994
MVC Semifinals
St. Louis, Mo.
UNI 79, Tulsa 73

UNI	FG-FGA	FT-FTA	Reb	PF	TP
Brian Jones	1-6	7-8	7	4	9
Randy Blocker	9-19	3-3	6	4	24
Jason Sims	0-1	2-2	4	2	2
Brian Carpenter	2-4	4-4	2	1	8
Cam Johnson	11-20	6-8	4	4	31
Ed Madlock	1-1	1-4	1	2	3
John Holterhaus	0-1	0-2	4	3	0
Terry Merfeld	1-1	0-0	2	0	2
Team			4		
Totals	25-53	23-31	36	21	79

TU	FG-FGA	FT-FTA	Reb	PF	TP
Shea Seals	5-11	0-0	9	2	12
Gary Collier	13-21	5-7	6	3	35
J.R. Rollo	3-8	1-3	4	3	7
Alvin Williamson	1-4	2-2	4	2	5
Lou Dawkins	3-8	1-1	4	4	7
Kevin Grawer	1-2	0-0	1	1	2
Kwanza Johnson	2-6	1-3	3	4	5
Craig Hernadi	0-0	0-0	0	1	0
Rafael Maldonado	0-0	0-1	4	3	0
DeWayne Bonner	0-1	0-0	0	0	0
Jay Malham	0-0	0-0	0	1	0
Team			0		
Totals	28-61	10-17	35	24	73

March 7, 1994
MVC Championship
St. Louis, Mo.
Southern Illinois 77, UNI 74

UNI	FG-FGA	FT-FTA	Reb	PF	TP
Brian Jones	4-8	0-0	8	3	9
Randy Blocker	7-21	3-3	6	3	18
Jason Sims	4-6	2-2	3	5	10
Brian Carpenter	3-5	3-5	5	3	9
Cam Johnson	8-19	7-9	2	4	25
Ed Madlock	0-0	0-0	0	0	0
John Holterhaus	1-1	1-2	6	0	3
Jon Ellis	0-0	0-0	1	1	0
Terry Merfeld	0-0	0-0	0	0	0
Team			2		
Totals	27-60	16-21	33	19	74

SIU	FG-FGA	FT-FTA	Reb	PF	TP
Marcus Timmons	5-7	4-6	11	2	14
Chris Carr	7-12	5-5	8	4	20
Mirko Pavlovic	6-10	1-4	2	3	15
Chris Lowery	4-12	3-4	5	2	12
Paul Lusk	5-13	3-5	2	3	14
Scott Burzynski	1-2	0-0	0	1	2
Ian Stewart	0-0	0-0	1	1	0
Marcus Patterson	0-1	0-0	0	0	0
Patrick Greathouse	0-0	0-0	0	1	0
Team			5		
Totals	28-57	16-24	34	17	77

March 2, 1996
MVC First Round
St. Louis, Mo.
Illinois St. 64, UNI 58

UNI	FG-FGA	FT-FTA	Reb	PF	TP
Jason Daisy	5-11	2-3	8	2	14
Brian Heying	2-4	3-4	4	4	7
Jason Sims	2-7	2-3	6	3	6
Darian DeVries	6-10	0-0	2	5	17
Brian Carpenter	1-7	0-0	3	3	3
Munib Dzuho	0-0	0-0	0	0	0
Seth Anderson	0-0	0-0	0	1	0
Tony Brus	2-8	2-2	4	2	7
Sean Hawkins	2-3	0-0	2	3	4
Warren Vandeven	0-1	0-0	1	2	0
Totals	20-51	9-12	32	25	58

ISU	FG-FGA	FT-FTA	Reb	PF	TP
Kenny Wright	4-5	1-5	1	4	9
Dan Muller	1-7	4-7	6	2	7
LeRoy Watkins	0-1	1-2	4	3	1
Maurice Trotter	5-8	4-6	4	3	18
Jamar Smiley	5-13	3-4	7	1	13
Kenneth Pierson	0-2	0-0	0	1	0
Kyle Cartmill	0-1	2-2	3	0	2
Antonio Cooper	0-3	0-0	1	0	0
Rob Gibbons	1-3	0-0	0	0	2
Rico Hill	5-8	2-2	7	3	12
Totals	21-50	17-28	38	17	64

March 1, 1997
MVC First Round
St. Louis, Mo.
UNI 73, Evansville 65

UNI	FG-FGA	FT-FTA	Reb	PF	TP
Chris Quinn	0-2	0-0	6	2	0
Chris Hollender	10-18	4-4	5	1	26
Jeff Layden	3-6	0-0	2	1	6
Marcus Wilson	3-13	2-3	5	2	10
Stuart Sullivan	2-6	2-2	1	4	7
Emi Morales	1-3	0-0	2	2	2
Kareem Richardson	1-4	0-0	0	2	3
Curt Begle	3-5	3-4	3	1	11
Totals	23-57	11-13	28	15	65

UNI	FG-FGA	FT-FTA	Reb	PF	TP
Brian Heying	2-9	0-0	8	1	5
Cory Jenkins	2-4	0-0	7	1	4
Sean Hawkins	2-4	0-0	1	3	4
Terry Cress	1-1	0-0	1	0	3
Jason Daisy	7-10	9-10	2	0	24
Darian DeVries	4-5	3-4	3	1	14
Tony Brus	3-10	1-2	6	1	9
Burt Lappe	0-2	2-2	1	2	2
Chris Burdine	4-9	0-0	7	1	8
Warren Vandeven	0-0	0-0	0	3	0
Totals	25-54	15-18	38	13	73

March 2, 1997
MVC Semifinals
St. Louis, Mo.
Illinois St. 69, UNI 65

UNI	FG-FGA	FT-FTA	Reb	PF	TP
Brian Heying	3-6	0-0	4	2	6
Cory Jenkins	0-1	0-0	2	1	0
Sean Hawkins	3-4	1-1	3	3	7
Darian DeVries	4-14	4-4	4	3	14
Jason Daisy	6-18	8-12	11	2	20
Terry Cress	2-4	2-3	2	3	7
Tony Brus	1-5	2-4	5	4	4
Burt Lappe	0-1	0-0	2	2	0
Chris Burdine	3-7	1-2	7	1	7
Warren Vandeven	0-0	0-0	0	0	0
Totals	22-60	18-26	47	21	65

ISU	FG-FGA	FT-FTA	Reb	PF	TP
Rico Hill	12-21	5-8	7	4	29
Dan Muller	2-7	4-4	3	4	10
LeRoy Watkins	2-4	0-0	6	3	4
Skipp Schaeffbauer	1-8	1-2	4	3	4
Jamar Smiley	3-9	3-6	3	2	10
Steve Hansell	1-3	2-2	2	3	5
Kenneth Pierson	0-1	0-0	1	1	0
Kyle Cartmill	1-3	0-0	2	3	2
Rob Gibbons	2-3	1-3	1	3	5
Totals	24-59	16-25	35	26	69

February 27, 1998
MVC First Round
St. Louis, Mo.
Southern Illinois 91, UNI 72

UNI	FG-FGA	FT-FTA	Reb	PF	TP
Brian Heying	3-9	0-0	5	1	7
Cory Jenkins	5-11	0-0	6	3	12
Sean Hawkins	3-5	0-0	2	0	6
Darian DeVries	4-10	0-0	2	1	12
Tony Brus	3-12	7-10	2	4	13
Terry Cress	0-2	0-0	1	0	0
Burt Lappe	2-4	0-0	1	5	5
TyJuan Finley	2-7	0-0	3	1	4
Chris Burdine	4-6	0-0	7	3	9
Tyler Peterson	2-2	0-0	1	2	4
Team			4		
Totals	28-68	7-10	34	20	72

SIU	FG-FGA	FT-FTA	Reb	PF	TP
Rashad Tucker	9-11	5-5	10	4	24
Chris Thunell	4-11	2-4	10	1	11
Derrick Tilmon	4-6	1-3	9	1	9
Shane Hawkins	7-11	0-0	2	1	20
Monte Jenkins	5-10	2-2	2	4	15
Randle Kuehner	0-1	0-0	0	0	0
Joshua Cross	0-4	0-2	1	2	0
Lance Brown	1-1	0-1	1	0	3
James Watts	1-1	0-0	0	1	2
Ryan Hammer	0-1	0-0	0	0	0
Andy Scott	0-0	0-0	0	0	0
James Jackson	2-3	0-0	2	0	4
Chris Wright	1-1	0-0	0	0	3
Nikos Topouzis	0-0	0-0	0	0	0
Abel Schrader	0-2	0-0	0	0	0
Team			3		
Totals	34-63	10-17	40	14	91

February 26, 1999
MVC Play-In
St. Louis, Mo.
Wichita St. 74, UNI 72 OT

WSU	FG-FGA	FT-FTA	Reb	PF	TP
Darrin Williams	5-7	6-10	10	3	17
Jason Perez	5-8	8-10	3	4	18
Troy Mack	5-9	1-2	9	3	11
Carl Lemons	2-6	0-0	1	5	4
Maurice Evans	5-16	2-2	4	2	14
Jay Lewis	0-1	0-0	0	5	0
Terrell Benton	1-5	1-2	5	1	3
Craig Steven	1-1	0-0	2	3	3
Luke Utting	0-0	0-0	0	0	0
James Bunch	2-3	0-0	2	1	4
Team			1		
Totals	26-56	18-26	37	27	74

UNI	FG-FGA	FT-FTA	Reb	PF	TP
Tony Brus	7-10	7-13	4	3	23
Joe Breakenridge	1-5	5-6	12	2	7
Cory Jenkins	5-9	1-2	4	5	11
Andy Woodley	1-3	1-2	2	3	3
Robbie Sieverding	5-20	5-6	7	2	15
Sean Stackhouse	2-7	2-2	1	5	8
Aaron Middendorf	1-4	2-3	2	2	5
Tyler Peterson	0-0	0-0	1	0	0
Team			3		
Totals	22-58	23-34	36	22	72

March 3, 2000
MVC Play-In Round
St. Louis, Mo.
Drake 58, UNI 57

DU	FG-FGA	FT-FTA	Reb	PF	TP
Dontay Harris	4-9	6-6	6	1	14
Joey Gaw	2-6	1-1	4	1	5
Aaron Deeter	5-9	0-0	9	5	11
Matt Woodley	5-12	1-3	6	3	16
Lemont Evans	5-10	0-0	2	1	11
Aaron Thomas	0-0	0-0	0	0	0
Andrew Pleick	0-2	1-2	1	3	1
Greg Danielson	0-6	0-0	2	3	0
Team			4		
Totals	21-54	9-12	34	17	58

UNI	FG-FGA	FT-FTA	Reb	PF	TP
Joe Breakenridge	3-6	4-4	10	2	10
Aaron Middendorf	2-7	0-4	0	3	5
Cory Jenkins	3-4	2-3	6	3	8
Kelvin Hill	2-7	1-2	3	5	5
Robbie Sieverding	9-13	1-2	2	2	24
Martin Coon	1-3	0-0	1	0	3
Derek Pabens	0-2	0-0	2	0	0
Tyler Peterson	1-3	0-0	2	2	2
Team			4		
Totals	21-45	8-15	30	17	57

March 2, 2001
MVC First Round
St. Louis, Mo.
UNI 59, Drake 53

UNI	FG-FGA	FT-FTA	Reb	PF	TP
Aaron Middendorf	6-13	0-0	5	3	15
Corey Hill	1-8	0-0	2	3	2
Joe Breakenridge	3-7	10-11	14	3	16
Andy Woodley	4-8	0-0	4	5	10
Erik Smith	2-8	0-0	1	0	6
Martin Coon	4-6	1-3	0	2	10
Adam Wilde	0-0	0-0	2	0	0
Totals	20-50	11-14	29	16	59

DU	FG-FGA	FT-FTA	Reb	PF	TP
Andry Sola	4-8	1-4	6	2	9
Joey Gaw	2-6	0-0	6	4	5
Greg Danielson	5-11	1-2	13	2	11
Aaron Thomas	0-1	0-0	3	4	0
Luke McDonald	6-15	1-1	2	1	16
Justin Ohl	0-4	0-0	6	0	0
Aaron Knight	4-13	2-2	2	3	12
Totals	21-58	5-9	41	16	53

March 3, 2001
MVC Quarterfinals
St. Louis, Mo.
Bradley 59, UNI 56

UNI	FG-FGA	FT-FTA	Reb	PF	TP
Aaron Middendorf	4-15	5-6	9	4	15
Corey Hill	2-4	5-8	5	4	10
Joe Breakenridge	2-7	0-0	3	4	4
Andy Woodley	1-4	0-0	1	5	2
Erik Smith	4-9	0-0	1	4	10
Martin Coon	3-8	0-0	1	1	7
Octav Morariu	1-5	4-4	5	3	6
Adam Wilde	1-2	0-0	3	4	2
Blake Anderson	0-0	0-0	0	0	0
Totals	18-54	14-18	32	29	56

BU	FG-FGA	FT-FTA	Reb	PF	TP
Eddie Cage	1-9	1-3	8	2	3
Jerome Robinson	5-12	4-5	8	2	16
Jeffrey Rabey	3-6	0-0	5	4	6
Marcello Robinson	3-4	8-8	4	0	15
Phillip Gilbert	3-12	8-9	6	3	14
James Gillingham	0-0	2-2	0	2	2
Reggie Hall	0-0	3-4	4	1	3
Andre Corbitt	0-3	0-0	2	3	0
Jason Faulknor	0-0	0-0	0	0	0
Totals	15-46	26-31	41	17	59

March 1, 2002
MVC Play-In Round
St. Louis, Mo.
UNI 78, Evansville 75

UE	FG-FGA	FT-FTA	Reb	PF	TP
Ian Hanavan	6-19	3-4	8	4	16
Tobias Brinkley	3-10	3-4	6	4	11
Faruk Mujezinovic	3-4	0-0	2	2	6
Drew Gore	3-5	0-0	3	1	9
Mark Allaria	4-6	0-0	3	2	10
Eric Ottens	0-0	0-0	0	0	0
Tim Long	2-6	4-4	2	4	10
Larry Ferguson	5-7	2-2	1	2	13
Dan Lytle	0-1	0-0	0	0	0
Totals	26-58	12-14	26	19	75

UNI	FG-FGA	FT-FTA	Reb	PF	TP
Erik Smith	4-9	2-4	4	3	14
Aaron Middendorf	3-6	4-6	8	4	11
David Gruber	8-9	3-3	8	3	19
Robbie Sieverding	5-10	6-7	6	0	16
Chris Foster	6-14	2-2	4	1	14
Matt Bennett	1-3	0-0	2	0	2
Trey Austin	0-1	0-0	0	0	0
Andy Woodley	0-1	0-0	0	1	0
Octav Morariu	1-1	0-0	0	2	2
Blake Anderson	0-0	0-0	0	0	0
Totals	28-54	17-22	36	24	78

March 2, 2002
MVC Quarterfinals
St. Louis, Mo.
Creighton 80, UNI 65

UNI	FG-FGA	FT-FTA	Reb	PF	TP
Erik Smith	0-7	0-0	0	5	0
Aaron Middendorf	3-6	4-4	2	5	12
David Gruber	6-10	1-4	7	2	13
Robbie Sieverding	4-10	5-6	5	1	15
Chris Foster	4-12	4-4	2	2	14
Matt Bennett	1-6	2-2	1	0	5
Trey Austin	0-0	0-0	2	0	0
Andy Woodley	0-1	0-0	1	5	0
Octav Morariu	0-3	0-0	1	2	0
Josh Wright	0-0	0-0	0	0	0
Ryan Paulsen	2-2	0-0	0	0	6
Blake Anderson	0-0	0-0	0	0	0
Totals	20-56	16-20	23	22	65

CU	FG-FGA	FT-FTA	Reb	PF	TP
Michael Lindeman	2-2	2-2	2	0	6
Kyle Korver	1-3	3-4	7	0	6
Brody Deren	7-13	3-4	8	3	17
Larry House	3-6	0-0	2	0	6
Tyler McKinney	0-2	4-4	2	2	4
DeAnthony Bowden	3-5	6-6	2	1	14
Ismael Caro	0-5	0-0	1	1	0
Joe Dabbert	3-3	0-0	6	3	6
Terrell Taylor	2-6	5-5	3	2	9
Jimmy Motz	0-0	0-0	1	1	0
Dan Bresnahan	0-0	0-0	0	0	0
Mike Grimes	5-6	2-2	9	4	12
Totals	26-51	25-27	43	17	80

March 7, 2003
MVC Play-In Round
St. Louis, Mo.
Indiana St. 61, UNI 60

ISU	FG-FGA	FT-FTA	Reb	PF	TP
Catrel Green	5-9	0-0	5	5	10
Ted Morris	1-3	0-0	2	1	2
Marcus Howard	4-7	2-2	2	1	11
Wilfred Antoine	4-8	0-0	1	2	8
David Moss	1-7	0-0	10	2	2
Darron Evans	1-2	1-1	0	1	3
Lamar Grimes	3-8	0-0	1	3	6
Brian Giesen	9-13	1-4	9	4	19
Totals	28-57	4-7	31	19	61

UNI	FG-FGA	FT-FTA	Reb	PF	TP
David Gruber	6-10	8-12	10	1	20
Matt Schneiderman	2-11	2-2	9	1	6
John Little	1-1	0-0	0	2	3
Ben Jacobson	0-5	3-4	5	0	3
Chris Foster	5-12	4-8	6	2	18
Ryan Paulsen	2-6	2-2	1	1	8
Pete Schmit	1-2	0-0	2	1	2
Jon Godfread	0-1	0-0	2	1	0
Totals	17-48	19-28	36	9	60

March 6, 2004
MVC Quarterfinals
St. Louis, Mo.
UNI 68, Illinois St. 54

Illinois St. (54)	No. Player	min	fg	fga	ft	fta	reb	ast	pf	tp
21 Arnold	18	1	1	0	2	7	0	3	2	
50 Dilligard	31	2	2	1	2	6	1	1	5	
2 Alexander	17	0	1	0	0	1	0	3	0	
11 Greene	38	5	16	2	2	1	2	3	13	
24 Guidry	34	8	16	3	3	3	0	1	22	
3 Ford	21	1	2	0	0	4	1	5	2	
15 Miller	3	0	0	0	0	0	0	0	0	
25 Plank	14	0	2	0	0	2	0	2	0	
33 Echols	24	4	6	2	4	3	0	3	10	
34 Hill	1	0	0	0	0	0	0	0	0	
Totals	200	21	46	8	13	28	4	21	54	

UNI (68)	No. Player	min	fg	fga	ft	fta	reb	ast	pf	tp
43 Schneiderman	31	2	6	2	2	3	0	1	7	
42 Gruber	34	8	11	3	5	6	3	2	19	
5 Crawford	32	5	8	2	5	3	2	2	13	
12 Jacobson	37	5	10	2	2	5	2	2	12	
23 McKowen	23	1	4	2	4	1	2	3	4	
2 Bennett	1	0	0	0	0	0	0	0	0	
11 Little	13	0	0	0	0	3	0	0	0	
22 Schmit	17	2	3	5	7	1	2	3	11	
32 Stout	12	1	4	0	0	0	0	3	2	
33 Godfread	1	0	0	0	0	0	0	1	0	
Totals	200	24	46	16	25	28	11	17	68	

March 7, 2004
MVC Semifinals
St. Louis, Mo.

UNI 63, Wichita St. 56	Wichita St. (56)	No. Player	min	fg	fga	ft	fta	reb	ast	pf	tp
4 Howard	19	4	7	6	8	4	1	5	14		
33 Kampman	27	2	5	1	2	2	0	2	7		
45 Miller	21	4	9	3	3	5	0	3	11		
5 Burns	27	0	6	4	4	5	0	3	4		
11 Holman	31	4	11	0	0	1	2	0	10		
1 Hogg	23	1	7	0	0	3	0	3	3		
10 Liberty	8	0	1	0	0	4	0	2	0		
20 Wise	22	2	5	0	0	1	3	1	4		
21 Clark	22	1	2	0	0	1	2	2	3		
Totals	200	18	53	14	17	31	8	21	56		

March 8, 2004
MVC Championship
St. Louis, Mo.
UNI 79, Missouri St. 74 (2ot)

Missouri St. (74)									
No. Player	min	fg	fga	ft	fta	reb	ast	pf	tp
0 Bilyeu	20	3	6	4	5	7	3	3	10
23 Mitchell	39	5	8	0	0	6	1	3	10
25 Randle	24	2	9	0	0	5	0	3	4
1 Andrews	43	8	15	3	5	10	3	5	20
33 Shavies	31	3	12	6	6	3	2	5	20
5 Maclin	26	2	2	0	2	6	0	4	4
12 Smith	30	1	5	3	6	7	0	2	5
15 Ahearn	22	2	8	2	2	0	1	1	7
21 Colwell	2	0	0	0	0	1	0	1	0
24 Fisher	13	0	2	2	2	1	0	5	2
Totals	250	26	67	20	28	50	10	32	74

UNI (79)									
No. Player	min	fg	fga	ft	fta	reb	ast	pf	tp
43 Schneideman	40	2	8	3	4	7	1	3	8
42 Gruber	45	2	6	8	8	8	1	2	12
5 Crawford	44	3	12	2	4	6	3	5	8
12 Jacobson	47	9	18	3	3	2	3	1	26
23 McKowen	18	1	5	3	4	1	2	3	6
11 Little	14	0	1	1	4	0	0	2	1
22 Schmit	27	1	4	7	10	4	1	3	10
32 Stout	15	4	5	0	1	5	0	1	8
Totals	250	8	28	27	38	41	11	20	79

March 5, 2005
MVC Quarterfinals
St. Louis, Mo.
Missouri St. 70, UNI 62

Missouri St. (70)									
No. Player	min	fg	fga	ft	fta	reb	ast	pf	tp
0 Bilyeu	29	2	6	7	9	11	2	3	11
33 Shavies	30	2	7	1	4	2	3	1	6
5 Maclin	28	3	4	1	2	10	2	3	7
3 Chaney	28	5	10	4	4	4	3	3	16
21 Thompson	26	5	12	2	2	3	1	3	16
4 Richards	10	2	3	0	1	0	0	4	4
15 Ahearn	18	2	9	1	2	2	4	0	5
23 Mitchell	18	1	2	0	0	0	0	0	2
30 Easley	11	0	4	0	0	2	1	0	0
41 Frazier	2	1	2	0	0	1	0	1	3
Totals	200	23	59	16	24	20	17	20	70

UNI (62)									
No. Player	min	fg	fga	ft	fta	reb	ast	pf	tp
32 Stout	36	6	10	7	8	7	0	3	19
2 Coleman	31	5	8	4	5	8	1	1	14
5 Crawford	30	3	7	3	4	4	0	5	12
12 Jacobson	33	2	12	2	2	2	1	4	8
23 McKowen	10	0	2	0	0	3	1	0	0
11 Little	22	0	2	0	0	2	1	2	0
13 Viet	1	0	0	0	0	0	0	1	0
21 Foster	28	3	6	2	3	1	6	4	9
22 Schmit	2	0	1	0	0	0	0	0	0
33 Godfread	7	0	0	0	0	0	0	1	0
Totals	200	19	48	18	22	33	11	21	62

March 3, 2006
MVC Quarterfinals
St. Louis, Mo.
UNI 57, Missouri St. 42

UNI (57)									
No. Player	min	fg	fga	ft	fta	reb	ast	pf	tp
32 Stout	33	5	9	4	6	10	1	0	16
2 Coleman	26	2	5	1	2	10	1	1	5
11 Little	33	2	3	0	1	3	0	3	4
12 Jacobson	40	3	10	4	4	2	6	3	12
23 McKowen	33	3	9	4	4	4	1	2	13
3 Williams	1	0	0	0	0	0	0	1	0
5 Crawford	26	1	4	4	6	5	1	1	7
14 Josten	2	0	1	0	0	0	0	0	0
21 Brown	7	0	1	0	0	0	0	0	0
Totals	200	16	42	17	23	37	10	11	57

Missouri St. (42)									
No. Player	min	fg	fga	ft	fta	reb	ast	pf	tp
0 Bilyeu	25	1	9	2	2	6	1	4	4
4 Richards	14	1	1	0	2	0	1	1	2
12 Laurie	19	0	4	0	0	2	0	4	0
15 Ahearn	30	0	5	2	2	2	0	0	2
21 Thompson	26	2	9	0	0	4	2	1	5
2 Lamberth	19	1	4	2	2	1	0	3	4
3 Chaney	30	6	8	0	0	3	1	2	14
30 Easley	22	3	7	2	2	7	2	3	8
41 Frazier	15	1	5	0	0	4	0	1	3
Totals	200	15	52	8	10	31	7	19	42

March 4, 2006
MVC Semifinals
St. Louis, Mo.
Southern Illinois 55, UNI 46 (ot)

UNI (46)									
No. Player	min	fg	fga	ft	fta	reb	ast	pf	tp
32 Stout	31	3	7	1	2	5	0	4	7
2 Coleman	26	2	4	5	8	7	0	2	9
11 Little	36	3	6	0	0	4	0	5	5
12 Jacobson	43	5	13	2	3	1	5	3	13
23 McKowen	42	0	5	0	0	8	2	4	0
5 Crawford	39	4	13	1	2	5	2	1	11
14 Josten	5	0	0	0	0	0	0	0	0
21 Brown	3	0	1	0	0	1	0	0	0
Totals	225	17	49	9	15	33	9	19	46

Southern Illinois (55)									
No. Player	min	fg	fga	ft	fta	reb	ast	pf	tp
14 Falcker	31	2	5	3	3	8	1	3	7
32 Shaw	41	5	7	5	6	6	1	1	15
3 Tatum	43	4	14	4	7	6	3	1	12
10 Mullins	39	4	8	0	0	2	1	2	10
15 Young	43	2	5	0	0	3	6	4	4
4 Brooks	2	0	0	0	0	0	0	1	0
23 Foster	11	2	3	0	0	1	1	1	4
24 Clemmons	12	0	2	0	0	3	0	2	0
35 Boyle	3	1	1	1	2	1	0	3	3
Totals	225	20	45	13	18	31	13	18	55

MVC Quarterfinals
St. Louis, Mo.
Bradley 51, UNI 48

UNI (48)									
No. Player	min	fg	fga	ft	fta	reb	ast	pf	tp
32 Stout	39	7	13	2	2	9	2	1	19
2 Coleman	27	3	9	2	4	6	0	3	8
11 Ahelegbe	17	1	5	0	0	2	2	3	3
14 Josten	40	3	5	2	2	2	2	0	9
23 McKowen	40	2	7	1	2	5	3	2	6
13 Viet	3	0	1	0	0	1	0	1	0
21 Brown	35	1	4	1	1	4	0	4	3
34 Koch	6	0	0	0	0	0	0	0	0
Totals	200	17	44	8	11	31	9	14	48

Bradley (51)									
No. Player	min	fg	fga	ft	fta	reb	ast	pf	tp
21 Andrews	18	0	1	0	0	2	1	4	0
4 Franklin	34	4	14	2	2	2	1	1	12
10 Tauai	32	7	12	0	0	3	0	2	16
14 Crouch	38	4	7	0	0	3	3	2	8
20 Ruffin	29	3	8	2	2	1	1	4	9
22 Salley	22	0	3	0	1	3	0	2	0
24 Warren	24	0	0	0	0	0	0	0	0
32 Adams	22	2	2	0	0	3	0	2	6
Totals	200	20	47	4	5	24	6	17	51

March 7, 2008
MVC Quarterfinals
St. Louis, Mo.
UNI 54, Southern Illinois 49

UNI (54)									
No. Player	min	fg	fga	ft	fta	reb	ast	pf	tp
34 Koch	33	3	4	2	3	4	3	2	8
2 Coleman	29	4	8	14	19	10	3	4	22
13 Viet	37	6	9	1	2	2	0	1	19
14 Josten	36	0	5	0	0	2	1	1	0
21 Brown	25	1	3	0	0	1	0	4	2
10 Haak	3	0	0	0	0	0	0	1	0
22 Dunham	19	0	1	1	2	1	0	0	1
32 O'Rear	7	1	2	0	0	0	0	1	2
53 Eglseder	11	0	2	0	0	3	0	4	0
Totals	200	15	34	18	26	24	7	18	54

Southern Illinois (49)									
No. Player	min	fg	fga	ft	fta	reb	ast	pf	tp
14 Falcker	24	1	2	5	6	2	2	5	7
32 Shaw	39	7	11	4	6	9	2	1	22
10 Mullins	36	0	7	2	2	4	3	0	2
22 Green	25	1	2	0	0	1	1	5	2
24 Clemmons	25	0	5	0	0	3	1	1	0
4 Bone	32	4	9	0	0	3	0	3	10
35 Boyle	11	2	2	2	4	0	0	4	6
45 Fay	8	0	1	0	0	1	0	4	0
Totals	200	15	39	13	18	25	9	23	49

March 8, 2007
MVC Semifinals
St. Louis, Mo.
Illinois St. 56, UNI 42

UNI (42)									
No. Player	min	fg	fga	ft	fta	reb	ast	pf	tp
34 Koch	26	2	5	6	6	3	2	2	10
2 Coleman	35	6	10	2	2	15	1	3	14
13 Viet	36	1	7	0	0	4	1	0	3
14 Josten	39	1	7	0	0	5	5	4	3
21 Brown	24	2	7	0	0	1	2	1	6
22 Dunham	24	1	4	1	2	1	2	2	3
25 Reed	5	1	2	0	0	0	0	0	3
32 O'Rear	9	0	0	0	0	1	0	0	0
53 Eglseder	2	0	2	0	0	2	0	1	0
Totals	200	14	44	9	10	32	13	13	42

Illinois St. (56)									
No. Player	min	fg	fga	ft	fta	reb	ast	pf	tp
4 Slack	20	1	5	0	0	5	0	3	2
42 Odiakosa	15	4	5	0	0	0	0	4	8
0 Eldridge	36	5	16	0	1	8	2	0	13
1 Holloway	23	1	3	0					

March 6, 2009
 St. Farm MVC Tournament Quarterfinals
 Scottrade Center – St. Louis, Mo.
 UNI 73, Indiana St. 69

##	PLAYER	MIN	FG-A	FT-A	REB	A	PF	TP
44	Tunnell	36	6-10	3-4	8	3	2	17
0	Leitnaker	15	2-3	1-2	3	0	3	5
3	Reed	38	9-14	0-0	3	4	4	21
23	Marshall	28	2-7	1-2	2	4	3	7
24	Printy	34	2-7	0-0	1	3	3	5
5	Crawford	4	0-1	0-0	0	0	1	0
32	Carter	19	2-5	2-2	2	0	0	7
34	Richard	26	3-6	0-0	3	0	2	7
Totals		200	26-53	7-10	23	14	18	69

##	PLAYER	MIN	FG-A	FT-A	REB	A	PF	TP
34	Koch	23	7-10	4-5	3	0	4	19
53	Eglseder	18	2-4	3-4	5	1	1	7
5	Farokhmanesh	30	3-4	4-6	0	0	1	13
11	Ahelegbe	34	6-13	5-8	7	5	1	19
13	Moran	23	1-5	0-0	1	0	1	2
21	Brown	23	1-3	1-2	3	0	2	3
22	Dunham	22	1-4	0-0	2	1	0	3
32	O'Rear	27	3-5	1-1	8	0	3	7
Totals		200	24-48	18-26	32	7	13	73

March 7, 2009
 St. Farm MVC Tournament Semifinals
 Scottrade Center – St. Louis, Mo.
 UNI 76, Bradley 62

##	PLAYER	MIN	FG-A	FT-A	REB	A	PF	TP
12	Wilson	25	5-14	5-7	8	0	4	16
4	Collins	24	4-10	0-0	5	1	1	8
1	McCain	17	2-3	0-1	3	1	4	4
5	Maniscalco	37	4-11	4-4	1	3	4	14
23	Roberts	20	2-5	0-0	0	3	5	5
2	Dunson	29	0-5	4-4	4	1	2	4
3	Norris	19	0-3	0-0	1	0	2	0
13	Brown	15	3-4	2-2	2	0	1	8
50	Lavin	1	0-1	0-0	0	0	1	0
54	Singh	13	1-1	1-1	3	1	0	3
Totals		200	21-57	16-19	28	10	25	62

##	PLAYER	MIN	FG-A	FT-A	REB	A	PF	TP
34	Koch	29	7-10	6-9	9	2	3	22
53	Eglseder	21	4-5	0-0	7	0	2	8
5	Farokhmanesh	14	0-2	2-2	2	0	2	2
11	Ahelegbe	33	6-14	9-9	3	4	1	21
13	Moran	31	4-9	0-2	4	3	2	8
10	Haak	2	0-0	0-0	0	0	0	0
21	Brown	23	1-4	4-4	2	1	3	7
22	Dunham	22	2-4	2-2	3	3	1	7
32	O'Rear	22	0-0	1-2	3	0	4	1
43	Rodenberg	5	0-0	0-0	0	0	2	0
Totals		200	24-48	24-30	36	13	20	76



March 8, 2009
 St. Farm MVC Tournament Championship
 Scottrade Center – St. Louis, Mo.
 UNI 60, Illinois St. 57 OT

##	PLAYER	MIN	FG-A	FT-A	REB	A	PF	TP
42	Odiakosa	33	1-7	2-2	10	2	4	4
0	Eldridge	37	8-19	0-2	6	3	2	21
1	Holloway	34	3-12	2-2	4	0	3	10
12	Phillips	35	0-7	0-0	3	1	3	0
25	Oguchi	32	4-13	4-4	2	0	2	14
3	Rubin	12	0-0	0-0	1	1	0	0
15	Odzic	7	0-0	0-0	0	2	0	0
41	Sampay	29	2-3	1-1	8	0	5	5
45	Holtz	6	1-2	0-0	0	0	0	3
Totals		225	19-63	9-11	37	9	19	57

##	PLAYER	MIN	FG-A	FT-A	REB	A	PF	TP
34	Koch	34	1-4	4-6	6	4	3	6
53	Eglseder	18	4-8	0-1	3	0	1	8
5	Farokhmanesh	31	4-5	2-2	3	1	0	13
11	Ahelegbe	38	6-13	2-2	5	0	2	17
13	Moran	20	1-5	2-2	2	1	1	4
10	Haak	1	0-0	0-0	0	0	0	0
21	Brown	28	1-6	0-0	4	1	2	2
22	Dunham	18	0-1	0-0	0	0	1	0
32	O'Rear	27	2-3	4-4	4	0	2	8
43	Rodenberg	11	1-1	0-0	2	0	2	2
Totals		225	20-46	14-17	33	7	14	60

2009 MVC Tournament Champions

March 5, 2010
 St. Farm MVC Tournament Quarterfinals
 Scottrade Center – St. Louis, Mo.
 UNI 55, Drake 40

##	PLAYER	MIN	FG-A	FT-A	REB	A	PF	TP
10	Wedel	32	3-7	0-0	3	1	2	0
13	Wiseler	19	0-2	0-0	1	4	3	0
20	Young	36	3-12	2-5	3	1	2	9
44	Templeton	33	2-4	0-0	7	0	2	4
45	VanDeest	23	1-4	4-4	2	0	4	6
02	Hawley	6	2-3	0-0	1	0	0	6
03	Stanley	23	1-4	2-4	1	1	1	4
22	Eaddy	10	0-0	-0-	0	0	3	0
34	Simons	11	1-2	0-0	2	0	0	3
40	Uhlenhopp	7	0-2	0-0	1	0	2	0
Totals		200	13-40	8-13	26	7	19	40

##	PLAYER	MIN	FG-A	FT-A	REB	A	PF	TP
05	Farokhmanesh	33	2-10	0-0	3	1	4	6
11	Ahelegbe	31	2-6	3-4	2	4	2	7
13	Moran	29	3-7	0-0	4	1	0	8
34	Koch, A.	24	3-8	4-4	7	4	1	10
53	Eglseder	18	5-8	0-0	6	1	1	10
10	Haak	1	0-1	0-0	0	0	0	0
20	Koch, J.	16	0-0	0-0	2	0	1	2
22	Dunham	18	1-2	0-0	1	0	3	2
23	Sonnen	9	1-2	2-2	0	0	0	4
32	O'Rear	21	2-4	4-6	8	1	3	8
43	Rodenberg	0+	0-0	0-0	0	0	0	0
Totals		200	19-48	13-16	36	13	16	55

March 6, 2010
 St. Farm MVC Tournament Semifinals
 Scottrade Center – St. Louis, Mo.
 UNI 57, Bradley 40

Bradley (40)	##	PLAYER	MIN	FG-A	FT-A	REB	A	PF	TP
05	Maniscalco	35	3-8	4-4	1	2	4	10	
21	Egolf	20	1-2	0-0	3	0	4	2	
23	Roberts	28	2-7	1-2	3	1	1	5	
24	Warren	26	2-8	8-9	2	0	1	12	
32	Simms-Edwards	26	1-3	0-0	2	2	0	2	
01	McCain	2	0-0	0-0	0	0	0	0	
03	Brown	20	2-6	0-0	2	0	1	4	
04	Eastman	17	1-3	0-0	3	0	2	3	
25	Phillips	1	1-1	0-0	0	0	0	2	
34	Knezevic	1	0-0	0-0	1	0	0	0	
54	Singh	20	0-1	0-0	8	2	0	0	
Totals		200	13-39	13-15	29	7	13	40	

UNI (57)	##	PLAYER	MIN	FG-A	FT-A	REB	A	PF	TP
05	Farokhmanesh	25	2-11	0-0	2	2	1	5	
11	Ahelegbe	23	2-8	0-0	6	1	3	5	
13	Moran	27	2-9	0-0	4	3	1	5	
34	Koch, A.	25	2-6	2-2	6	2	1	7	
53	Eglseder	22	4-6	2-3	5	1	2	10	
10	Haak	2	0-0	0-0	0	0	0	0	
20	Koch, J.	11	0-0	0-0	2	3	2	0	
22	Dunham	18	1-3	1-1	0	0	0	3	
23	Sonnen	18	4-8	0-0	0	1	2	10	
32	O'Rear	18	2-3	0-0	4	2	1	4	
33	Pehl	1	0-0	0-0	1	0	0	0	
43	Rodenberg	1	0-0	0-0	0	0	0	0	
52	James	9	3-4	0-0	0	0	2	8	
Totals		200	22-58	5-6	33	15	15	57	

March 7, 2010
 St. Farm MVC Tournament Championship
 Scottrade Center – St. Louis, Mo.
 UNI 67, Wichita St. 52

Wichita St. (52)	##	PLAYER	MIN	FG-A	FT-A	REB	A	PF	TP
03	Hannah	37	4-8	0-0	6	1	1	12	
14	Hatch	34	2-9	2-2	4	0	0	8	
23	Murry	31	2-8	2-2	7	1	4	6	
31	Durley	33	2-5	1-1	6	1	3	5	
41	Stutz	19	4-10	2-4	6	2	4	11	
00	Ellis	12	1-4	0-0	4	0	3	2	
05	Williams	19	2-7	2-4	0	1	5	8	
32	Blair	15	0-1	0-0	3	0	2	0	
Totals		200	17-52	9-13	39	6	22	52	

UNI (67)	##	PLAYER	MIN	FG-A	FT-A	REB	A	PF	TP
05	Farokhmanesh	23	2-7	0-0	3	2	0	5	
11	Ahelegbe	28	5-10	12-14	5	0	2	24	
13	Moran	23	1-4	0-0	2	0	1	3	
34	Koch, A.	25	0-3	0-1	4	0	4	0	
53	Eglseder	22	3-8	4-5	4	1	1	10	
20	Koch, J.	21	5-7	0-0	2	2	0	13	
22	Dunham	20	1-1	0-0	0	3	2	3	
23	Sonnen	15	0-2	0-0	1	0	1	0	
32	O'Rear	14	1-1	1-3	2	1	4	4	
52	James	9	2-3	0-0	0	0	3	5	
Totals		200	20-46	17-23	27	9	18	67	

2010 MVC Tournament Champions



March 4, 2011
 St. Farm MVC Tournament Quarterfinals
 Scottrade Center – St. Louis, Mo.
 Creighton 60, UNI 57

Creighton (60)	##	PLAYER	MIN	FG-A	FT-A	REB	A	PF	TP
03	McDermott	30	6-11	3-4	7	0	2	16	
00	Echenique	21	1-5	0-0	8	2	2	2	
12	Manigat	32	3-9	0-0	6	1	0	7	
15	Korver	21	1-3	0-0	5	2	0	3	
30	Young	36	3-12	5-6	4	7	0	11	
05	Jones	19	1-3	0-0	2	0	3	3	
23	Runnels	7	0-0	0-0	1	1	0	0	
24	Ashford	12	0-0	0-0	0	2	0	0	
25	Lawson Jr.	22	7-9	0-0	5	0	2	18	
Totals		200	22-52	8-10	39	15	9	60	

UNI (57)	##	PLAYER	MIN	FG-A	FT-A	REB	A	PF	TP
20	J. Koch	31	6-9	0-0	4	1	1	15	
33	Pehl	5	0-1	0-0	1	0	0	0	
11	Ahelegbe	31	6-14	1-2	6	4	3	14	
13	Moran	35	3-7	0-2	2	2	0	8	
52	James	33	5-13	0-0	4	0	1	10	
04	Rank	10	3-5	0-0	0	0	2	7	
22	Dunham	31	1-5	0-0	3	1	2	3	
23	Sonnen	24	0-2	0-0	0	2	4	0	
Totals		200	24-56	1-4	24	10	13	57	

March 2, 2012
 St. Farm MVC Tournament Quarterfinals
 Scottrade Center – St. Louis, Mo.
 Illinois St. 54, UNI 52

UNI (42)	##	PLAYER	MIN	FG-A	FT-A	REB	A	PF	TP
01	Mitchell	20	0-3	2-2	1	3	0	2	
10	Tuttle	16	1-4	0-0	5	1	3	2	
13	Moran	34	5-13	0-0	4	1	2	13	
20	J. Koch	33	3-11	2-4	8	3	0	9	
23	Sonnen	33	2-7	0-0	2	1	3	6	
04	Rank	23	2-5	1-2	2	2	4	6	
12	Singleton	0+	0-0	0-0	0	0	0	0	
21	Morrison	6	0-3	0-0	0	0	1	0	
24	Martino	0+	0-0	0-0	0	0	0	0	
33	Pehl	8	0-0	2-2	3	0	0	2	
52	James	27	1-9	0-0	6	0	1	2	
Totals		200	14-55	7-10	33	11	14	42	

Illinois St. (54)	##	PLAYER	MIN	FG-A	FT-A	REB	A	PF	TP
01	Brown	31	3-10	1-2	5	1	0	7	
11	Moore	29	2-7	4-4	6	1	2	8	
13	Wilkins	15	3-5	0-0	4	0	4	6	
22	Ekey	24	2-7	0-0	3	1	3	4	
32	Carmichael	35	5-11	6-7	15	2	2	16	
02	Allen	34	3-11	0-0	4	1	1	8	
04	Clark	3	0-2	0-0	0	0	0	0	
05	Cousin	22	2-4	0-0	2	0	0	5	
24	Upshaw	7	0-1	0-0	1	0	1	0	
Totals		200	20-58	11-13	48	6	13	54	

March 8, 2013
MVC Tournament Quarterfinals
Scottrade Center – St. Louis, Mo.
Illinois St. 73, UNI 65

Illinois St. (73)	##	PLAYER	MIN	FG-A	FT-A	REB	A	PF	TP
	01	Brown	33	10-17	2-3	9	1	3	28
	02	Allen	33	1-9	1-2	1	2	0	3
	13	Wilkins	26	4-9	2-2	4	0	2	11
	32	Carmichael	28	6-9	3-5	10	1	4	15
	44	Hill	32	4-9	3-3	9	3	1	11
	00	Keane	6	0-0	0-0	0	2	4	0
	05	Cousin	7	0-0	0-0	0	0	0	0
	15	Zeisloft	9	0-1	0-0	0	0	0	0
	22	Ekey	26	2-5	0-0	1	0	1	5
	Totals		200	27-59	11-15	37	9	15	73

UNI (65)	##	PLAYER	MIN	FG-A	FT-A	REB	A	PF	TP
	01	Mitchell	25	4-8	2-4	2	5	5	10
	10	Tuttle	23	2-5	0-0	9	1	3	4
	20	J. Koch	35	4-10	5-5	6	2	4	14
	23	Sonnen	40	5-9	2-2	2	0	2	16
	52	James	31	6-18	0-0	4	4	2	15
	04	Rank	19	0-3	0-0	5	0	0	0
	05	Bohannon	24	2-3	0-0	3	0	1	6
	14	Buss	0+	0-0	0-0	0	0	0	0
	24	Martino	0+	0-0	0-0	0	0	0	0
	33	Pehl	3	0-0	0-0	0	0	0	0
	Totals		200	23-56	9-11	32	12	17	65

March 7, 2014
MVC Tournament Quarterfinals
Scottrade Center – St. Louis, Mo.
Southern Illinois 63, UNI 58

Southern Illinois (63)	##	PLAYER	MIN	FG-A	FT-A	REB	A	PF	TP
	03	Jackson	38	8-14	4-6	11	1	4	23
	21	Smithpeters	39	2-9	4-6	5	3	2	9
	23	Olaniyan	20	3-5	1-1	7	0	3	7
	25	Beane	39	6-13	3-4	7	2	2	16
	33	O'Brien	15	0-5	0-0	1	0	2	0
	00	Balogun	6	1-4	0-0	0	0	0	3
	01	Pendleton	16	1-3	0-0	0	1	5	2
	04	Drinkard	17	1-2	1-3	1	0	3	3
	22	Verhines, B.	3	0-0	0-0	0	0	0	0
	24	Verhines, D.	7	0-1	0-0	0	0	0	0
	Totals		200	22-56	13-20	35	7	21	63

UNI (58)	##	PLAYER	MIN	FG-A	FT-A	REB	A	PF	TP
	05	Bohannon	35	2-9	1-2	3	0	1	6
	10	Tuttle	37	4-10	7-9	17	3	4	15
	11	Washpun	30	3-10	3-4	2	4	4	9
	12	Singleton	13	2-5	1-1	4	0	3	5
	20	Morgan	34	3-7	0-0	3	2	2	7
	01	Mitchell	18	2-8	1-4	1	1	0	6
	03	Friedman	0+	0-0	0-0	0	0	0	0
	04	Rank	5	0-1	0-0	1	0	0	0
	14	Buss	25	4-7	1-2	8	0	5	10
	21	Morrison	2	0-0	0-0	0	0	0	0
	24	Martino	1	0-0	0-0	0	0	0	0
	Totals		200	20-57	14-22	45	10	19	58



March 6, 2015
MVC Tournament Quarterfinals
Scottrade Center – St. Louis, Mo.
UNI 71, Bradley 46

Bradley (46)	##	PLAYER	MIN	FG-A	FT-A	REB	A	PF	TP
	02	Jones	19	0-6	1-3	2	1	1	1
	04	Barnes	34	2-6	2-2	8	1	0	7
	05	Sutherland	37	2-7	0-0	2	2	1	4
	21	Cunningham	33	4-9	3-4	6	1	2	14
	52	Wells	26	2-4	0-0	3	1	4	4
	00	Bell	6	0-0	0-0	0	0	0	0
	01	Thomas	9	0-3	0-2	0	0	1	0
	10	Jackson	2	0-0	0-0	0	0	0	0
	22	Taylor	2	0-0	0-0	0	0	1	0
	24	Grier	23	5-9	4-4	1	1	1	16
	25	Morgan	3	0-0	0-0	0	0	2	0
	32	Shaw	6	0-1	0-0	2	1	3	0
	Totals		200	15-45	10-15	25	8	18	46

UNI (71)	##	PLAYER	MIN	FG-A	FT-A	REB	A	PF	TP
	01	Mitchell	27	5-7	2-2	2	5	0	14
	05	Bohannon	20	1-3	0-0	0	0	3	3
	10	Tuttle	31	3-9	4-6	11	5	0	10
	12	Singleton	15	2-2	0-2	3	0	0	4
	20	Morgan	34	3-5	3-5	5	0	1	11
	02	Carlson	2	0-1	0-0	2	0	0	0
	04	Jespersion	16	0-3	0-0	0	1	2	0
	11	Washpun	11	1-1	0-0	0	2	0	3
	14	Buss	27	8-11	4-5	6	0	4	23
	22	Knar	2	0-0	0-0	0	0	0	0
	24	Martino	2	0-1	0-0	0	0	1	0
	25	Koch	2	0-1	0-0	0	0	0	0
	33	Lohaus	11	1-2	0-0	2	1	0	3
	Totals		200	24-46	13-20	33	14	11	71

March 7, 2015
MVC Tournament Semifinals
Scottrade Center – St. Louis, Mo.
UNI 63, Loyola 49

Loyola (49)	##	PLAYER	MIN	FG-A	FT-A	REB	A	PF	TP
	02	Peterson	30	4-10	0-0	1	1	0	8
	04	Turk	28	2-5	3-3	5	0	2	9
	14	Richardson	25	0-2	2-2	1	1	3	2
	24	James	27	6-7	2-3	4	0	3	14
	32	Thomas	21	2-4	0-2	3	1	4	5
	00	Ingram	15	0-1	0-0	2	0	2	0
	05	Crisman	14	0-0	0-0	0	1	0	0
	10	Knuth	3	0-0	0-0	0	0	0	0
	23	White	7	0-0	0-0	0	0	1	0
	35	Doyle	30	4-10	2-2	2	6	1	11
	Totals		200	18-39	9-12	18	10	16	49

UNI (63)	##	PLAYER	MIN	FG-A	FT-A	REB	A	PF	TP
	01	Mitchell	26	1-5	3-4	3	4	0	5
	05	Bohannon	27	2-6	0-0	1	1	1	5
	10	Tuttle	29	5-7	2-4	6	3	3	13
	12	Singleton	36	3-5	5-6	7	0	2	11
	20	Morgan	27	4-5	1-2	3	0	1	11
	04	Jespersion	13	1-3	0-0	2	0	1	2
	11	Washpun	14	0-1	0-1	1	0	2	0
	14	Buss	15	3-5	2-3	3	0	0	9
	33	Lohaus	13	2-4	3-3	1	1	0	7
	Totals		200	21-41	16-23	27	9	10	63

March 8, 2015
MVC Tournament Championship
Scottrade Center – St. Louis, Mo.
UNI 69, Illinois St. 60

Illinois St. (60)	##	PLAYER	MIN	FG-A	FT-A	REB	A	PF	TP
	01	Lee	31	0-3	1-2	1	4	3	1
	03	Knight	32	7-12	0-0	6	4	1	16
	22	Lynch	28	4-8	1-2	5	0	4	9
	23	Hawkins	29	5-10	0-0	4	1	5	14
	44	Akoon-Purcell	32	3-15	1-3	5	1	3	8
	10	Jones	10	0-0	0-0	1	1	2	0
	11	McIntosh	16	1-2	1-2	3	0	5	3
	12	Wills	4	0-0	0-0	0	0	0	0
	15	McCloud	18	3-4	0-0	2	0	1	9
	Totals		200	23-54	4-9	34	11	24	60

UNI (69)	##	PLAYER	MIN	FG-A	FT-A	REB	A	PF	TP
	01	Mitchell	29	3-11	4-4	5	2	2	10
	05	Bohannon	36	2-8	3-4	8	0	2	9
	10	Tuttle	32	5-11	5-6	9	3	0	15
	12	Singleton	26	1-3	2-2	3	0	2	4
	20	Morgan	34	3-6	0-0	2	3	3	9
	04	Jespersion	6	1-3	0-0	0	0	1	2
	11	Washpun	13	1-3	3-4	1	0	0	5
	14	Buss	18	4-7	5-6	2	0	1	15
	25	Koch	2	0-0	0-0	0	0	0	0
	33	Lohaus	4	0-2	0-0	0	0	2	0
	Totals		200	20-54	22-26	36	8	13	69



March 4, 2016
MVC Tournament Quarterfinals
Scotttrade Center – St. Louis, Mo.
UNI 66, Southern Illinois 60

Southern Illinois (60)										
##	PLAYER	MIN	FG-A	FT-A	REB	A	PF	TP		
01	Rodriguez	13	1-3	0-0	1	0	2	2		
11	Smithpeters	20	0-2	3-3	1	2	5	3		
23	Olanian	26	4-5	0-3	6	0	5	8		
25	Beane	36	7-17	2-4	3	3	1	17		
33	O'Brien	37	5-11	2-2	12	2	1	12		
05	Vincent	24	1-5	3-3	4	0	2	5		
10	Djimde	11	1-1	0-1	3	0	3	2		
15	Weihner	3	0-0	0-0	1	0	0	0		
22	Fletcher	28	4-9	1-1	5	0	3	11		
24	Stradnieks	2	0-1	0-0	0	0	1	0		
Totals		200	23-54	11-17	39	7	23	60		

UNI (66)										
##	PLAYER	MIN	FG-A	FT-A	REB	A	PF	TP		
04	Jespersion	26	1-4	0-0	2	0	2	2		
05	Bohannon	38	1-6	4-5	3	0	0	7		
11	Washpun	28	5-7	0-0	2	4	4	11		
20	Morgan	32	5-8	5-7	4	1	4	18		
25	B. Koch	28	3-6	5-8	8	0	4	11		
02	Carlson	23	2-5	4-4	0	1	2	8		
03	Friedman	5	0-0	0-0	1	0	0	0		
33	Lohaus	20	4-8	0-1	0	0	0	9		
Totals		200	21-44	18-25	24	6	16	66		

March 5, 2016
MVC Tournament Semifinals
Scotttrade Center – St. Louis, Mo.
UNI 57, Wichita State 52 (OT)

UNI (57)										
##	PLAYER	MIN	FG-A	FT-A	REB	A	PF	TP		
04	Jespersion	18	1-4	0-0	2	0	1	3		
05	Bohannon	42	2-7	4-5	5	0	3	9		
11	Washpun	42	7-16	4-5	3	2	2	20		
20	Morgan	33	2-8	1-4	5	0	2	6		
25	B. Koch	23	1-4	2-4	5	0	3	4		
02	Carlson	31	3-7	2-2	9	1	3	9		
03	Friedman	1	0-0	0-0	1	0	0	0		
33	Lohaus	35	3-6	0-0	1	1	2	6		
Totals		225	19-52	13-20	37	4	16	57		

Wichita State (52)										
##	PLAYER	MIN	FG-A	FT-A	REB	A	PF	TP		
01	Brown	19	0-6	2-3	8	0	2	2		
03	Wessel	25	0-4	0-0	7	1	3	0		
23	VanVleet	41	2-9	3-4	1	5	0	8		
24	Morris	18	3-3	0-0	3	0	3	6		
31	Baker	42	5-18	2-2	9	4	2	12		
00	Kelly	14	0-1	0-0	3	0	3	0		
15	Grady	22	7-12	0-1	6	0	5	14		
20	Nurger	3	0-0	0-0	1	0	0	0		
32	McDuffie	26	2-7	3-3	4	1	2	7		
33	Frankamp	15	1-3	0-0	1	0	0	3		
Totals		225	20-63	10-13	47	11	20	52		

March 6, 2016
MVC Tournament Championship
Scotttrade Center – St. Louis, Mo.
UNI 56, Evansville 54

UNI (56)										
##	PLAYER	MIN	FG-A	FT-A	REB	A	PF	TP		
04	Jespersion	32	1-5	0-0	6	1	1	2		
05	Bohannon	39	1-4	0-0	3	0	0	2		
11	Washpun	36	6-12	6-9	5	3	3	18		
20	Morgan	38	4-6	2-2	4	1	2	14		
25	B. Koch	10	0-2	0-0	3	0	3	0		
02	Carlson	31	8-12	0-1	5	1	3	17		
03	Friedman	3	0-0	0-0	2	0	0	0		
33	Lohaus	11	1-6	0-0	1	0	1	3		
Totals		200	21-47	8-12	30	6	13	56		

Evansville (54)										
##	PLAYER	MIN	FG-A	FT-A	REB	A	PF	TP		
03	Brown	37	7-16	1-1	5	3	3	18		
12	Wing	29	2-4	0-0	1	1	2	4		
31	Balentine	40	8-18	3-4	4	5	3	20		
50	Simmons	32	2-6	0-0	1	2	3	6		
55	Mockevicius	37	1-4	4-8	19	0	3	6		
10	Brzoja	25	0-6	0-0	2	1	0	0		
Totals		200	20-54	8-13	36	12	14	54		

March 3, 2017
MVC Tournament Championship
Scotttrade Center – St. Louis, Mo.
Missouri State 70, UNI 64

Missouri State (70)										
##	PLAYER	MIN	FG-A	FT-A	REB	A	PF	TP		
04	Miller	39	2-10	4-5	3	3	2	9		
05	Church	29	4-5	0-1	11	2	4	8		
10	Rhodes	15	2-5	0-0	4	0	2	5		
11	Dixon	28	0-3	10-10	0	2	4	10		
24	Johnson	35	8-15	3-4	17	2	1	20		
01	Thompson	0+	0-0	0-0	0	0	0	0		
15	Ruder	4	0-0	0-0	0	0	0	0		
20	Kreklow	19	2-4	0-0	3	0	0	4		
33	Kendrix	21	2-6	5-6	6	0	2	11		
50	McCullough	0+	0-0	0-0	0	0	0	0		
Totals		200	20-48	25-30	50	9	21	70		

UNI (64)										
##	PLAYER	MIN	FG-A	FT-A	REB	A	PF	TP		
02	Carlson	30	4-12	2-4	4	3	4	10		
13	McCloud	4	0-0	0-0	0	0	0	0		
20	Morgan	40	7-18	1-1	5	1	3	18		
23	Ashton	38	0-7	2-4	0	0	3	2		
25	B. Koch	20	4-8	7-9	5	1	5	15		
03	Friedman	16	0-0	0-0	2	1	2	0		
21	Rhodes	29	3-8	0-0	1	1	1	8		
24	Brown	0+	0-0	0-0	0	0	0	0		
30	Haldeman	23	3-8	4-4	4	1	4	11		
34	McDonnell	0+	0-0	0-0	0	0	0	0		
Totals		200	21-61	16-22	25	8	22	64		

March 1, 20018
MVC Tournament Quarterfinals
Scotttrade Center - St. Louis, Mo.
UNI 60, Evansville 50

UNI (60)										
##	PLAYER	MIN	FG-A	FT-A	REB	A	PF	TP		
02	Carlson	36	3-10	3-3	10	2	0	9		
25	Kock	27	3-8	2-5	11	1	3	8		
04	Pickford	19	1-3	0-0	1	1	0	3		
21	Rhodes	34	4-10	4-4	6	4	2	14		
24	Brown	35	3-6	0-0	5	0	1	6		
03	Friedman	4	0-0	0-0	0	0	0	0		
30	Heldeman	6	0-1	0-0	0	1	0	0		
33	Lohaus	27	5-11	3-4	0	0	1	15		
50	Phyfe	12	2-3	0-0	1	1	2	5		
Totals		200	21-52	12-16	36	10	9	60		

Evansville (50)										
##	PLAYER	MIN	FG-A	FT-A	REB	A	PF	TP		
14	Chatkevicius	24	2-5	0-1	5	0	2	4		
50	Simmons	35	2-9	0-0	4	0	4	4		
00	Taylor	38	1-13	0-0	2	1	3	2		
12	Smith	30	7-13	4-4	6	3	3	20		
25	Gibson	25	6-8	2-2	3	1	0	14		
10	Kuhlman	7	0-0	0-0	0	0	3	0		
15	Traroe	9	0-0	0-0	0	0	0	0		
30	Frederking	20	3-7	0-0	4	1	1	6		
33	Riley	7	0-0	0-0	1	1	0	0		
35	Hall	5	0-0	0-0	1	0	1	0		
Totals		200	21-55	6-7	31	7	17	50		

March 2, 2018
MVC Tournament Quarterfinals
Scotttrade Center - St. Louis, Mo.
Loyola 54, UNI 50

UNI (50)										
##	PLAYER	MIN	FG-A	FT-A	REB	A	PF	TP		
02	Carlson	36	1-6	0-0	15	1	4	2		
25	Koch	29	8-14	4-5	4	2	1	20		
04	Pickford	34	2-6	0-0	7	0	1	4		
21	Rhodes	32	4-9	0-0	3	2	2	9		
24	Brown	28	1-5	0-0	2	3	1	3		
03	Friedman	5	1-2	0-0	0	0	1	2		
30	Haldeman	8	0-2	0-0	1	1	0	0		
33	Lohaus	28	3-7	2-2	0	2	4	10		
Totals		200	20-51	6-7	33	11	14	50		

Loyola (54)										
##	PLAYER	MIN	FG-A	FT-A	REB	A	PF	TP		
00	Ingram	35	5-7	0-0	8	0	0	13		
25	Krutwig	20	4-7	0-0	4	0	2	8		
05	Townes	31	6-12	1-2	4	3	0	13		
13	Custer	34	1-7	0-2	1	3	2	2		
14	Richardson	34	4-7	0-0	1	6	1	9		
01	Williamson	18	0-4	2-2	2	1	1	2		
04	Skokna	2	0-0	0-0	0	0	1	0		
23	Satterwhite	6	0-0	0-0	0	0	0	0		
24	Jackson	20	3-8	1-1	3	1	1	7		
Totals		200	23-52	4-7	30	14	8	54		



2016 MVC Tournament Champions

UNI Postseason Tournament History

Appearances: 14 (3 Division II; 11 Div. I; 8 NCAAs)

Overall Record: 15-15 (5-4 Division II; 10-11 Div. I, 5-8 NCAAs)

1962

NCAA College Division Regional – Lincoln, Neb.

Hamline	W	81-68
Nebraska Wesleyan	L	78-77

1964

NCAA College Division Regional – Cedar Falls, Iowa

Washington University	W	71-56
Minnesota State, Mankato	W	71-64

NCAA College Division National Tournament – Evansville, Ind.

Southeast Missouri	W	93-85
Evansville	L	82-67
North Carolina A&T	L	91-72

1979

NCAA Division II North Central Regionals – Omaha, Neb.

Nebraska-Omaha	W	84-72
Wisconsin-Green Bay	L	56-50

1990

NCAA Division I First and Second Rounds – Richmond, Va.

#3 Missouri	W	74-71
#6 Minnesota	L	81-78

2004

NCAA Division I First and Second Rounds – Milwaukee, Wis.

#3 Georgia Tech	L	65-60
-----------------	---	-------

2005

NCAA Division I First and Second Rounds – Oklahoma City, Okla.

#6 Wisconsin	L	57-52
--------------	---	-------

2006

NCAA Division I First and Second Rounds – Dayton, Ohio

#7 Georgetown	L	54-49
---------------	---	-------

2009

NCAA Division I First and Second Rounds – Portland, Ore.

#5 Purdue	L	61-56
-----------	---	-------

2010

NCAA Division I First and Second Rounds – Oklahoma City, Okla.

#8 UNLV	W	69-66
#1 Kansas	W	69-67

NCAA Division I Midwest Regional – St. Louis, Mo.

#5 Michigan State	L	59-52
-------------------	---	-------

UNI's All-Time NCAA Seeds

Year	Seed	Record
1990	14	1-1
2004	14	0-1
2005	11	0-1
2006	10	0-1
2009	12	0-1
2010	9	2-1
2015	5	1-1
2016	11	1-1

2011

CIT First Round – Cedar Falls, Iowa

Rider	W	84-50
-------	---	-------

CIT Quarterfinals – Cedar Falls, Iowa

SMU	L	57-50
-----	---	-------

2012

NIT First Round – Philadelphia, Pa.

#3 St. Joseph's	W	67-65
-----------------	---	-------

NIT Second Round – Philadelphia, Pa.

#2 Drexel	L	65-63
-----------	---	-------

2013

CIT First Round – Cedar Falls, Iowa

North Dakota	W	77-66
--------------	---	-------

CIT Second Round – Cedar Falls, Iowa

UIC	W	63-51
-----	---	-------

CIT Quarterfinal – Cedar Falls, Iowa

Bradley	W	90-77
---------	---	-------

CIT Semifinal – Cedar Falls, Iowa

Weber State	L	59-56
-------------	---	-------

2015

NCAA Division I Second and Third Rounds – Seattle, Wash.

#12 Wyoming	W	71-54
-------------	---	-------

#4 Louisville	L	66-53
---------------	---	-------

2016

NCAA Division I First and Second Rounds – Oklahoma City, Okla.

#6 Texas	W	75-72
----------	---	-------

#3 Texas A&M	L	92-88 (2OT)
--------------	---	-------------



NCAA Post-Season History

UNI has made eight appearances in the NCAA tournament since becoming a Division I program in 1980. The Panthers first appearance was in the 1990 season, and UNI made three straight appearances in 2004, 2005 and 2006.

UNI's latest NCAA appearance came in the 2015-16 season, which saw the Panthers defeat Texas, 75-72, before falling to Texas A&M in the second round in double overtime, 92-88.

March 9, 1962
NCAA Regional Tournament
Lincoln, Neb.
SCI 81, Hamline 68

SCI	FG-FGA	FT-FTA	Reb	PF	TP
Bob Waller	6-13	2-2	4	4	14
Ed Ware	0-1	0-0	0	2	0
Dick Savage	3-6	0-0	2	3	6
Duane Josephson	0-0	0-0	0	0	0
Jerry Holbrook	7-14	2-2	4	4	16
Ray Cull	0-1	0-2	1	0	0
Bob McCool	1-4	0-0	1	5	2
Dick Christy	3-4	0-1	4	4	6
Pete Spoden	12-22	3-6	16	2	27
Paul Balcom	2-4	6-9	15	3	10
Team			2		
Totals	34-69	13-22	49	27	81
Hamline Totals	20-60	28-37	34	19	68

March 10, 1962
NCAA Regional Tournament
Lincoln, Neb.

Nebraska Wesleyan 78, SCI 77

SCI	FG-FGA	FT-FTA	Reb	PF	TP
Bob Waller	5-10	2-2	5	1	12
Dick Savage	2-5	0-0	2	4	4
Jerry Holbrook	9-17	4-7	6	2	22
Bob McCool	1-4	0-0	2	3	2
Dick Christy	3-4	3-3	4	4	9
Pete Spoden	10-20	2-4	14	4	22
Paul Balcom	3-6	0-4	10	4	6
Ed Ware	0-1	0-0	0	0	0
Team			0	0	5
Totals	33-67	11-20	48	22	77
Nebraska Wesleyan Totals	27-67	24-31	42	16	78

March 6, 1964
NCAA Midwest Regional Tournament
Cedar Falls, Iowa
SCI 71, Washington University 56

WU	FG-FGA	FT-FTA	Reb	PF	TP
Ray Cerskus	3-8	2-2	2	4	8
Ed Dancy	7-17	4-4	7	2	18
Ron Jones	1-8	0-1	13	4	2
Ron Jackson	7-14	2-2	6	2	16
Boyd Shelton	2-7	4-4	3	4	8
Bill Roe	1-4	0-0	0	2	2
Steve Levitt	0-0	0-0	0	0	0
George Kramer	1-2	0-0	2	0	2
Chuck Cobaugh	0-0	0-0	1	0	0
Team			5		
Totals	22-62	12-13	39	18	56

SCI	FG-FGA	FT-FTA	Reb	PF	TP
Chuck Nolting	5-12	0-1	10	1	10
Ron Jessen	4-7	4-4	6	5	12
Craig Knepp	6-16	6-6	10	3	18
Duane Josephson	7-21	2-2	4	1	16
Jerry McColley	3-7	5-5	4	2	11
Dennis Przychodzin	0-1	2-4	3	1	2
Herb Justmann	1-1	0-0	0	0	2
Gene Fuelling	0-0	0-0	0	0	0
Totals	26-65	19-22	44	13	71

March 7, 1964
NCAA Midwest Regional Tournament
Cedar Falls, Iowa
SCI 71, Mankato St. 64

SCI	FG-FGA	FT-FTA	Reb	PF	TP
Chuck Nolting	4-10	2-4	6	3	10
Ron Jessen	5-9	3-4	4	2	13
Craig Knepp	4-6	11-13	14	1	19
Duane Josephson	7-20	4-4	6	3	18
Jerry McColley	4-10	3-5	3	2	11
Team			6		
Totals	24-55	23-30	39	11	71

MS	FG-FGA	FT-FTA	Reb	PF	TP
Jim Tetzloff	7-15	4-6	15	2	18
John Seifert	1-7	1-3	3	5	3
Les Sonnabend	5-15	1-2	8	4	11
Joel Hagen	9-14	2-2	1	3	20
Jon Hagen	4-15	0-0	2	4	8
Dave Agard	0-3	1-1	0	0	1
George McKay	1-2	1-1	4	2	3
Team			5		
Totals	27-61	10-15	38	20	64

March 11, 1964
NCAA College Division National Tournament
Evansville, Ind.
SCI 93, Southeast Missouri 85

SCI	FG-FGA	FT-FTA	Reb	PF	TP
Jerry McColley	5-8	0-1	1	5	10
Ronald Jessen	4-8	11-14	6	3	19
Charles Nolting	1-8	6-8	12	4	8
Duane Josephson	13-23	2-2	7	2	28
Craig Knepp	12-18	2-2	10	2	26
Dennis Przychodzin	0-1	0-0	1	0	0
Herb Justmann	0-1	2-3	0	0	2
Team			6		
Totals	35-67	23-30	37	16	93

SEMO	FG-FGA	FT-FTA	Reb	PF	TP
Bill Jordan	6-15	0-1	5	2	12
Mike Gross	8-23	7-8	11	4	23
Paul Ranson	2-8	1-3	8	5	5
Bob Miller	5-9	0-1	8	0	10
Don Ringstaff	5-16	3-3	5	3	13
Naemon Townsend	9-21	0-0	4	3	18
Asa Kinnaman	0-0	0-0	0	0	0
Larry Rhodes	0-0	0-0	0	0	0
Dwight Turner	0-1	0-0	1	1	0
Thad Thrower	2-2	0-3	9	5	4
Team			11		
Totals	37-95	11-19	51	23	85

March 12, 1964
NCAA College Division National Tournament
Evansville, Ind.
Evansville 82, SCI 67

UE	FG-FGA	FT-FTA	Reb	PF	TP
Jerry Sloan	8-17	5-5	19	3	21
Buster Briley	7-18	1-1	3	1	15
Ed Zausch	5-14	1-1	21	4	11
Jim Smith	0-4	2-2	3	2	2
Larry Humes	6-9	3-4	0	1	15
Sam Watkins	1-10	0-0	0	7	1
Wayne Boultinghouse	3-6	0-1	1	2	6
Paul Bullard	2-7	2-2	9	4	6
Russ Grieger	0-6	0-0	1	0	0
Larry Denton	1-1	0-1	3	0	2
Dave Green	1-3	0-0	1	5	2
Allen McCutchan	0-1	0-0	2	0	0
Team			9		
Totals	34-96	14-17	70	23	82

SCI	FG-FGA	FT-FTA	Reb	PF	TP
Jerry McColley	1-2	5-6	2	3	7
Ronald Jessen	5-15	5-8	5	1	15
Charles Nolting	1-4	4-4	3	2	6
Duane Josephson	6-17	1-2	3	3	13
Craig Knepp	7-16	5-6	4	2	19
Gene Fuelling	0-0	0-0	0	0	0
Dan McCleary	0-2	0-1	2	0	0
Barry Remington	0-1	1-2	1	1	1
Dennis Przychodzin	1-2	0-0	0	0	2
Herb Justmann	1-3	0-0	1	0	2
Larry Goodrich	1-3	0-0	2	1	2
Team			12		
Totals	23-65	21-29	23	13	67



Seth Tuttle

March 13, 1964
 NCAA College Division National Tournament
 Evansville, Ind.
 North Carolina A&T 91, SCI 72

NC	FG-FGA	FT-FTA	Reb	PF	TP
Maurice McHartley	14-27	2-3	10	2	30
Wiley Briggs	3-10	2-2	6	0	8
James Webber	3-9	3-4	8	2	9
James Jackson	5-12	0-0	6	1	10
Warren Davis	11-15	0-0	14	3	22
Irving Mulcare	0-1	0-0	0	0	0
Robert Saunders	4-8	2-2	0	2	10
Ronald Willis	1-1	0-0	1	0	2
Team			12		
Totals	41-85	9-11	45	10	91

SCI	FG-FGA	FT-FTA	Reb	PF	TP
Jerry McColley	3-8	0-2	4	2	6
Ronald Jessen	11-20	0-0	6	0	22
Charles Nolting	6-14	2-3	4	2	14
Duane Josephson	5-17	2-2	4	1	12
Craig Knepp	5-11	4-4	5	2	14
Gene Fuelling	0-1	0-0	0	1	0
Dan McCleary	0-1	0-0	0	0	0
Barry Remington	0-0	0-0	0	0	0
Dennis Przychodzin	1-5	0-0	1	1	2
Herb Justmann	1-2	0-0	0	1	2
Team			15		
Totals	32-79	8-11	24	10	72

March 2, 1979
 NCAA Division II North Central Regionals
 Omaha, Neb.
 UNI 84, Nebraska-Omaha 72

UNI	FG-FGA	FT-FTA	Reb	PF	TP
Ron Lemons	10-15	1-2	9	3	21
Steve Peters	5-9	2-2	3	2	12
Bill Jones	2-8	0-0	2	3	4
Mike Kemp	6-12	0-0	3	2	12
Mark Long	3-4	2-4	4	1	8
Jay Imhoff	0-0	1-2	0	0	1
Rod Underwood	0-3	2-2	2	1	2
Mike Clark	0-1	3-4	4	0	3
Tony Hauptert	8-14	5-7	4	4	21
Team			7		
Totals	34-66	16-23	39	16	84

UNO	FG-FGA	FT-FTA	Reb	PF	TP
Glenn Moberg	3-5	1-2	6	5	7
Rick Wilks	4-10	1-2	1	2	9
Steve Criss	4-7	0-0	4	1	8
Derrick Jackson	7-20	2-2	1	1	16
Vernon Manning	0-5	0-0	3	2	0
Todd Trofholz	1-2	0-0	1	1	2
Robbie Robinson	1-1	1-2	3	2	3
Jim Gregory	6-12	3-3	8	1	15
Todd Freeman	2-4	0-0	1	1	4
John Eriksen	4-7	0-1	7	2	8
Team			4		
Totals	32-73	8-12	39	18	72

March 3, 1979
 NCAA Division II North Central Regionals
 Omaha, Neb.
 Wisconsin-Green Bay 56, UNI 50

UWGB	FG-FGA	FT-FTA	Reb	PF	TP
Joe Mauel	4-8	3-3	7	2	11
Charlie Lorenzi	0-0	0-0	4	4	0
Ron Ripley	5-9	4-4	3	4	14
Rory Lindgren	8-15	7-8	2	2	23
Paul Anderson	1-4	1-2	1	0	3
Dave Hanson	1-6	0-1	1	1	2
Mike Hanrahan	0-2	0-0	0	0	0
Casey Zakowski	0-2	0-0	1	0	0
Kirk Etten	0-0	0-0	0	0	0
Sam Stuessy	0-0	0-0	0	0	0
Bob Hunn	0-1	0-0	1	0	0
Jim Zill	1-2	1-1	3	3	3
Team			5		
Totals	20-49	16-19	28	16	56

UNI	FG-FGA	FT-FTA	Reb	PF	TP
Ron Lemons	8-10	2-2	10	1	18
Steve Peters	1-6	2-2	1	2	4
Bill Jones	0-0	0-0	1	1	0
Mike Kemp	6-11	0-0	2	3	12
Mark Long	2-3	0-0	1	5	4
Jay Imhoff	0-0	0-0	0	1	0
Rod Underwood	0-3	0-0	0	0	0
Mike Clark	1-1	0-0	1	5	2
Tony Hauptert	3-5	4-6	3	4	10
Team			5		
Totals	21-39	8-10	24	22	50



March 16, 1990
NCAA First Round
Richmond, Va.
#14 UNI 74, #3 Missouri 71

UNI	FG-FGA	FT-FTA	Reb	PF	TP
Cedric McCullough	3-8	0-0	4	3	6
Steve Phye	1-2	0-0	4	3	2
Jason Reese	6-12	6-8	15	5	18
Dale Turner	3-6	3-5	3	0	10
Troy Muilenburg	5-9	4-6	1	1	16
Maurice Newby	3-5	0-0	0	0	9
Jonathan Cox	1-1	0-1	1	3	2
Cam Johnson	0-1	0-0	0	1	0
Brad Hill	3-6	2-4	5	2	11
Nick Pace	0-0	0-0	0	0	0
Totals	25-50	15-24	33	18	74

UM	FG-FGA	FT-FTA	Reb	PF	TP
John McIntyre	3-7	0-0	2	4	9
Doug Smith	9-17	2-4	12	5	20
Nathan Buntin	6-14	9-9	7	2	21
Lee Coward	5-11	0-0	4	4	10
Anthony Peeler	1-7	1-2	3	1	3
Travis Ford	1-3	0-0	0	1	3
Jim Horton	0-0	0-0	0	1	0
Jamal Coleman	0-0	0-0	0	1	0
Jeff Warren	1-3	3-5	3	3	5
Totals	26-61	15-20	35	22	71

March 18, 1990
NCAA Second Round
Richmond, Va.
#6 Minnesota 81, #14 UNI 78

UNI	FG-FGA	FT-FTA	Reb	PF	TP
Cedric McCullough	1-2	0-0	3	3	2
Steve Phye	3-4	1-2	5	3	5
Jason Reese	12-15	5-7	10	4	29
Dale Turner	3-8	0-0	4	2	9
Troy Muilenburg	7-17	2-2	2	4	20
Maurice Newby	3-11	0-0	3	1	8
Jonathan Cox	0-0	0-0	0	2	0
Brad Hill	1-3	3-4	3	5	5
Nick Pace	0-1	0-0	1	0	0
Totals	29-61	11-15	32	24	78

UM	FG-FGA	FT-FTA	Reb	PF	TP
Richard Coffey	2-3	0-0	2	4	4
Willie Burton	13-17	9-12	12	3	36
Jim Shikenjanski	3-8	3-6	1	4	9
Kevin Lynch	5-13	1-1	3	0	12
Melvin Newbern	3-10	0-2	5	3	8
Nate Tubbs	0-0	0-1	1	0	0
Connell Lewis	0-1	0-0	0	1	0
Rob Metcalf	0-0	0-0	1	1	0
Walter Bond	4-6	4-4	5	1	12
Bob Martin	0-1	0-0	4	1	0
Totals	30-59	17-26	37	18	81

March 19, 2004
NCAA First Round
Milwaukee, Wis.
#3 Georgia Tech 65, #14 UNI 60

UNI (60)		min	fg	fga	ft	fta	reb	ast	pf	tp
No.	Player									
43	Schneiderman	34	5	10	1	2	5	2	4	15
42	Gruber	36	7	10	2	3	5	2	2	16
12	Jacobson	40	2	14	3	3	5	5	1	9
23	McKowen	30	2	6	0	0	3	3	3	6
5	Crawford	36	4	9	2	2	6	2	3	12
11	Little	6	0	1	0	0	0	0	1	0
2	Bennett	1	0	0	0	0	0	0	0	0
22	Schmit	6	0	3	0	0	0	1	1	0
32	Stout	8	1	1	0	0	1	0	1	2
33	Godfread	3	0	0	0	0	0	0	0	0
Totals		200	21	54	8	10	28	15	16	60

Georgia Tech (65)		min	fg	fga	ft	fta	reb	ast	pf	tp
No.	Player									
55	McHenry	16	5	8	0	0	3	1	0	10
12	Schenscher	31	4	7	5	6	4	1	2	13
1	Elder	29	5	11	0	0	4	0	2	12
24	Lewis	28	0	3	0	0	7	0	2	0
3	Jack	24	1	4	4	5	6	3	3	6
11	Bynum	19	5	8	0	0	2	2	1	11
2	Muhammad	19	2	3	0	1	2	1	2	4
42	Moore	23	3	9	0	0	3	2	1	9
44	Tarver	10	0	2	0	0	3	0	1	0
5	West	1	0	0	0	0	0	0	0	0
Totals		200	25	55	9	12	37	10	14	65

March 18, 2005
NCAA First Round
Oklahoma City, Okla.
#6 Wisconsin 57, #11 UNI 52


UNI (52)		min	fg	fga	ft	fta	reb	ast	pf	tp
No.	Player									
32	Stout	35	3	7	2	2	8	1	1	8
2	Coleman	33	4	8	0	2	10	1	3	8
5	Crawford	37	6	14	1	1	10	1	3	13
12	Jacobson	38	8	18	1	1	3	3	1	20
21	Foster	24	1	4	0	0	1	1	3	3
11	Little	12	0	0	0	0	0	0	2	0
22	Schmit	5	0	0	0	0	0	0	0	0
23	McKowen	11	0	2	0	0	0	1	2	0
33	Godfread	5	0	0	0	0	0	0	0	0
Totals		200	22	53	4	8	35	8	15	52

Wisconsin (57)		min	fg	fga	ft	fta	reb	ast	pf	tp
No.	Player									
42	Tucker	35	2	8	2	2	5	2	1	6
44	Morley	28	0	3	0	0	4	6	4	0
54	Wilkinson	32	3	6	0	2	11	3	1	7
1	Chambliss	26	5	11	0	0	3	0	1	15
13	Hanson	30	2	5	0	0	3	1	1	6
4	Nixon	10	1	2	0	0	1	0	0	3
21	Helmigk	8	2	3	0	0	1	0	0	4
22	Flowers	5	0	1	0	0	1	0	0	0
23	Taylor	20	5	9	4	6	0	2	1	16
32	Butch	6	0	0	0	0	0	0	2	0
Totals		200	20	48	6	10	30	14	13	57

March 17, 2006
NCAA First Round
Dayton, Ohio
#7 Georgetown 54, #10 UNI 49

UNI (49)		min	fg	fga	ft	fta	reb	ast	pf	tp
No.	Player									
32	Stout	36	1	8	3	6	8	2	3	5
2	Coleman	22	3	3	1	2	3	0	2	7
11	Little	39	6	9	0	0	6	0	5	17
12	Jacobson	37	6	15	0	0	3	3	3	14
23	McKowen	34	0	5	4	4	0	4	0	4
5	Crawford	29	1	8	0	0	9	1	2	2
14	Josten	1	0	0	0	0	0	0	0	0
21	Brown	2	0	0	0	0	0	0	0	0
Totals		200	17	48	8	12	31	10	15	49

Georgetown (54)		min	fg	fga	ft	fta	reb	ast	pf	tp
No.	Player									
1	Bowman	31	3	7	0	0	7	3	0	6
32	Green	37	0	5	2	3	7	2	3	2
55	Hibbert	26	8	10	1	3	9	0	5	17
0	Cook	28	4	8	4	4	3	2	3	14
2	Wallace	33	2	6	0	0	0	2	0	5
20	Owens	22	1	4	2	4	3	3	1	4
21	Sapp	20	2	5	0	0	2	2	0	6
22	Crawford	3	0	1	0	0	0	0	0	0
Totals		200	20	46	9	14	32	15	12	54



March 19, 2009
NCAA First Round
Portland, Ore.
#5 Purdue 61, #12 UNI 56

UNI (56)		min	fg	fga	ft	fta	reb	ast	pf	tp
No.	Player									
11	Ahelegbe	30	3	6	5	6	1	2	3	11
34	Koch	31	3	14	0	0	3	6	2	7
53	Eglseder	22	5	10	3	3	5	0	0	13
5	Farokhmanesh	27	4	10	0	0	3	0	2	10
13	Moran	30	3	6	0	0	5	5	3	8
21	Brown	16	0	2	0	0	2	1	5	2
22	Dunham	21	2	4	1	2	3	0	2	7
32	O'Rear	19	0	2	0	0	7	1	3	0
43	Rodenberg	4	0	0	0	0	0	0	0	0
Totals		200	20	54	9	11	33	15	20	56

Purdue (61)		min	fg	fga	ft	fta	reb	ast	pf	tp
No.	Player									
4	Hummel	32	4	10	1	2	10	1	2	9
33	Moore	39	4	10	8	9	2	2	1	17
25	Johnson	28	7	10	0	0	3	0	3	14
3	Kramer	26	1	3	2	2	6	3	3	4
23	Jackson	25	1	4	3	4	3	2	2	5
5	Grant	28	2	8	1	3	4	2	1	6
20	Green	11	1	1	0	0	3	1	1	2
44	Calasan	11	1	5	1	2	1	0	0	4
Totals		200	21	51						

March 18, 2010
NCAA First Round
Oklahoma City, Okla.
#9 UNI 69, #8 UNLV 66

UNI (69)								
##	PLAYER	MIN	FG-A	FT-A	REB	A	PF	TP
05	Farokhmanesh	34	6-13	0-0	2	3	2	17
11	Ahelegbe	23	3-6	6-6	2	4	3	13
13	Moran	24	1-4	0-0	2	1	1	2
34	Koch, A.	24	2-4	7-7	6	0	2	11
53	Eglseder	18	4-9	1-2	10	0	2	9
20	Koch, J.	18	0-3	5-6	1	0	1	5
22	Dunham	20	1-2	0-0	2	3	1	3
23	Sonnen	16	3-4	0-0	3	0	0	8
32	O'Rear	18	0-0	1-2	2	0	3	1
52	James	5	0-0	0-0	1	0	1	0
Totals		200	20-45	20-23	35	11	16	69

UNLV (66)								
##	PLAYER	MIN	FG-A	FT-A	REB	A	PF	TP
00	Bellfield	36	5-12	0-1	1	5	1	13
03	Marshall	22	3-5	0-1	4	0	3	6
12	Massamba	11	0-1	2-2	1	0	3	2
22	Stanback	32	4-11	1-2	6	1	4	11
33	Willis	36	5-15	2-2	4	5	3	13
02	Wallace	17	2-5	0-0	2	0	1	5
20	Jones	8	0-1	0-0	0	0	1	0
31	Hawkins	8	0-0	0-0	2	1	0	0
34	Shaw	22	5-6	2-4	4	0	2	14
44	Santee	8	1-2	0-0	2	0	2	2
Totals		200	25-58	7-12	28	12	20	66

March 20, 2010
NCAA Second Round
Oklahoma City, Okla.
#9 UNI 69, #1 Kansas 67

UNI (69)								
##	PLAYER	MIN	FG-A	FT-A	REB	A	PF	TP
05	Farokhmanesh	31	5-12	2-2	1	1	0	16
11	Ahelegbe	30	1-11	3-4	1	5	2	5
13	Moran	23	2-3	2-2	2	2	0	8
34	Koch, A.	24	4-5	0-0	5	2	4	8
53	Eglseder	18	6-11	0-0	5	0	2	14
20	Koch, J.	20	1-7	7-8	2	0	3	10
22	Dunham	20	1-2	1-1	3	1	1	3
23	Sonnen	15	1-2	0-0	3	0	2	2
32	O'Rear	17	1-2	1-2	5	0	2	3
52	James	2	0-0	0-0	0	0	0	0
Totals		200	22-55	16-19	30	11	16	69

Kansas (67)								
##	PLAYER	MIN	FG-A	FT-A	REB	A	PF	TP
01	Henry	32	3-6	0-1	8	0	2	8
04	Collins	38	4-15	2-2	3	4	3	10
10	Taylor	22	0-6	2-2	2	3	1	2
22	Morris, Marc.	28	5-8	4-6	4	0	4	16
45	Aldrich	27	6-8	1-2	10	1	1	13
12	Morningstar	8	0-1	0-0	0	1	2	0
14	Reed	26	3-6	0-0	2	0	4	8
21	Morris, Mark.	19	3-4	4-5	3	0	2	10
Totals		200	24-54	13-18	38	9	19	67

March 26, 2010
NCAA Regional Semifinal
St. Louis, Mo.
#5 Michigan St. 59, #9 UNI 52

UNI (52)								
##	PLAYER	MIN	FG-A	FT-A	REB	A	PF	TP
05	Farokhmanesh	31	2-9	4-7	1	1	0	9
11	Ahelegbe	28	4-8	4-4	4	2	0	12
13	Moran	26	1-4	0-0	2	0	1	3
34	Koch, A.	18	4-6	4-6	3	0	4	13
53	Eglseder	22	4-9	1-2	4	0	0	9
20	Koch, J.	22	2-4	1-2	4	0	1	6
22	Dunham	24	0-1	0-0	1	0	4	0
23	Sonnen	9	0-2	0-0	0	0	0	0
32	O'Rear	17	0-1	0-0	1	1	3	0
52	James	3	0-0	0-0	0	0	0	0
Totals		200	17-44	14-21	26	4	13	52

Michigan St. (59)								
##	PLAYER	MIN	FG-A	FT-A	REB	A	PF	TP
02	Morgan	25	2-4	3-4	3	2	5	7
10	Roe	27	2-2	2-2	5	2	1	6
15	Summers	37	7-15	1-2	7	2	3	19
34	Lucious	39	3-9	2-3	6	4	1	10
50	Nix	3	0-1	0-0	1	0	1	0
03	Allen	22	2-4	0-0	1	1	4	5
13	Thornton	8	0-1	0-0	2	0	0	0
20	Kebler	2	0-0	0-0	0	0	0	0
23	Green	28	1-6	6-8	5	4	2	8
41	Sherman	9	2-2	0-0	1	0	2	4
Totals		200	19-44	14-19	32	15	19	59

March 20, 2015
NCAA Second Round
Seattle, Wash.
#5 UNI 71, #12 Wyoming 54

Wyoming (54)								
##	PLAYER	MIN	FG-A	FT-A	REB	A	PF	TP
01	Hankerson	36	5-9	0-0	2	2	3	15
02	Grabau	37	3-7	0-0	4	3	3	8
11	Cooke	25	4-5	1-4	1	1	4	9
14	Adams	38	2-9	0-1	3	6	2	4
22	Nance	37	6-11	2-4	7	2	4	16
00	Lieberman	2	0-0	0-0	0	0	0	0
03	Aka Gorski	1	0-0	0-0	0	0	0	0
13	Bentz	2	0-0	0-0	0	0	0	0
21	Barnes	1	0-0	0-0	1	0	0	0
23	McManamen	8	0-2	0-0	0	1	0	0
32	Herndon	13	1-3	0-0	0	0	0	2
Totals		200	21-46	3-9	22	14	17	54

UNI (71)								
##	PLAYER	MIN	FG-A	FT-A	REB	A	PF	TP
01	Mitchell	18	3-8	3-3	1	3	2	10
05	Bohannon	16	2-3	0-0	2	1	0	6
10	Tuttle	35	4-12	5-6	9	3	0	14
12	Singleton	16	0-0	0-0	1	0	5	0
20	Morgan	18	0-3	0-0	1	0	3	0
04	Jespersion	28	5-8	3-4	4	0	0	16
11	Washpun	23	4-6	2-2	1	3	2	10
14	Buss	25	4-6	3-3	4	0	1	13
24	Martino	1	0-1	0-0	0	0	0	0
33	Lohaus	20	1-3	0-0	4	0	1	2
Totals		200	23-50	16-18	29	10	14	71

March 22, 2015
NCAA Third Round
Seattle, Wash.
#4 Louisville 66, #5 UNI 53

UNI (53)								
##	PLAYER	MIN	FG-A	FT-A	REB	A	PF	TP
01	Mitchell	18	3-6	1-1	2	3	2	7
05	Bohannon	29	2-3	0-0	1	0	3	6
10	Tuttle	34	4-7	6-6	7	1	3	14
12	Singleton	18	0-3	0-0	4	0	0	0
20	Morgan	19	0-2	0-0	3	1	5	0
04	Jespersion	20	3-7	2-2	6	1	0	10
11	Washpun	22	0-1	2-4	0	3	5	2
14	Buss	26	5-13	0-0	0	0	2	11
22	Knar	1	0-0	0-0	0	0	0	0
24	Martino	1	0-0	0-0	0	0	0	0
25	Koch	1	0-1	0-0	1	0	0	0
33	Lohaus	10	1-3	0-0	0	0	0	3
Totals		200	18-46	11-13	25	9	20	53

Louisville (66)								
##	PLAYER	MIN	FG-A	FT-A	REB	A	PF	TP
00	Rozier	39	8-13	8-9	5	7	2	25
02	Snider	35	4-9	0-1	4	1	3	10
12	Mathiang	23	1-4	0-0	2	0	4	2
24	Harrell	36	5-11	4-5	6	1	1	14
25	Blackshear	35	3-7	2-2	6	1	3	10
01	Gill	2	0-0	0-0	0	0	0	0
04	Avare	1	0-0	0-0	0	0	0	0
10	Johnson	6	1-2	1-2	4	0	0	3
14	Mahmoud	2	0-0	2-2	0	0	1	2
21	Aaron	5	0-1	0-0	0	0	0	0
23	Levitch	3	0-0	0-0	0	0	0	0
32	Onuaku	13	0-1	0-0	1	0	2	0
Totals		200	22-48	17-21	30	11	16	66



Nate Buss



UNI 69, Kansas 67

March 18, 2016
 NCAA First Round
 Oklahoma City, Okla.
 #11 UNI 75, #6 Texas 72

UNI (75)

##	PLAYER	MIN	FG-A	FT-A	REB	A	PF	TP
04	Jesperson	33	4-8	2-2	3	0	1	14
05	Bohannon	39	3-11	3-4	5	0	2	10
11	Washpun	32	5-9	7-11	4	3	4	17
20	Morgan	36	5-7	4-4	3	2	4	16
25	B. Koch	15	0-1	5-6	1	0	1	5
02	Carlson	24	4-5	2-2	3	2	3	11
03	Friedman	1	0-0	0-0	0	0	0	0
33	Lohaus	20	0-2	2-3	6	0	3	2
Totals		200	21-43	25-32	30	7	18	75

Texas (72)

##	PLAYER	MIN	FG-A	FT-A	REB	A	PF	TP
01	Taylor	37	5-11	9-11	4	6	3	22
02	Holland	23	3-5	0-0	6	1	3	7
03	Felix	33	5-14	0-0	4	1	4	12
21	Lammert	36	2-6	3-4	5	2	2	7
44	Ibeh	20	0-2	1-2	2	0	4	1
00	Mack	2	0-1	0-0	1	0	0	0
05	Yancy	5	1-1	0-0	0	0	0	2
10	Davis Jr.	24	5-8	0-0	3	0	1	13
12	Roach Jr.	12	3-6	0-0	3	0	4	6
32	Clare	3	0-1	0-0	0	0	1	0
55	Ridley	5	1-1	0-1	0	0	2	2
Totals		200	25-56	13-18	32	10	24	72

March 20, 2016
 NCAA Second Round
 Oklahoma City, Okla.
 #3 Texas A&M 92, #11 UNI 88 (2OT)

UNI (88)

##	PLAYER	MIN	FG-A	FT-A	REB	A	PF	TP
04	Jesperson	28	3-8	2-2	0	1	5	11
05	Bohannon	38	1-3	1-2	6	0	4	4
11	Washpun	40	2-11	5-6	6	10	5	9
20	Morgan	49	10-20	12-14	12	2	3	36
25	B. Koch	20	3-6	2-2	3	1	3	8
02	Carlson	39	7-14	0-1	4	2	3	17
03	Friedman	2	0-0	0-0	0	0	0	0
22	Knar	1	0-0	0-0	0	0	0	0
33	Lohaus	33	1-7	0-0	3	0	4	3
Totals		250	27-69	22-27	39	16	27	88

Texas A&M (92)

##	PLAYER	MIN	FG-A	FT-A	REB	A	PF	TP
11	Collins	27	2-6	0-0	0	1	3	6
12	Jones	38	5-14	5-8	9	0	5	16
21	Caruso	43	10-16	3-5	9	3	4	25
23	House	46	6-17	8-9	8	0	4	22
34	Davis	17	5-7	0-2	7	2	2	10
01	Hogg	16	0-3	1-2	2	0	1	1
03	Gilder	38	3-5	5-6	4	2	2	11
10	Trocha-Morelos	19	0-3	1-2	3	0	1	1
42	Miller	6	0-0	0-0	2	0	1	0
Totals		250	31-71	23-34	50	8	23	92



Jeremy Morgan

Paul Jespersen



Paul Jespersen

Klint Carlson



SINGLE-GAME RECORDS**UNI – Individuals**

Points: 36, Jeremy Morgan vs. Texas A&M, 3/20/16
 Field Goals, Made: 12, Jason Reese vs. Minnesota, 3/18/90
 Field Goals, Att.: 20, Jeremy Morgan vs. Texas A&M, 3/20/16
 3-Point Field Goals, Made: 5, John Little vs. Georgetown, 3/17/06; Ali Farokhmanesh vs. UNLV, 3/18/10
 3-Point Field Goals, Att.: 11, Troy Muilenberg vs. Minnesota, 3/18/90
 Free Throws, Made: 12, Jeremy Morgan vs. Texas A&M, 3/20/16
 Free Throw, Att.: 14, Jeremy Morgan vs. Texas A&M, 3/20/16
 Free Throw, Percentage: 1.000 (7-7), Adam Koch vs. UNLV, 3/18/10
 Rebounds: 15, Jason Reese vs. Missouri, 3/16/90
 Assists: 10, Wes Washpun vs. Texas A&M, 3/20/16
 Turnovers: 5, Adam Koch vs. Purdue, 3/19/09; Kwadzo Ahehlegbe vs. Michigan State, 3/26/10
 Steals: 4, Klint Carlson vs. Texas A&M, 3/20/16
 Blocks: 3, Grant Stout vs. Georgetown, 3/17/06

UNI – Team

Points: 88 vs. Texas A&M, 3/20/16
 Field Goals, Made: 29 vs. Minnesota, 3/18/90
 Field Goals, Att.: 69 vs. Texas A&M, 3/20/16
 Field Goal Percentage: .500 (25-50) vs. Missouri, 3/16/90
 3-Point Field Goals, Made: 12 vs. Texas A&M, 3/20/16
 3-Point Field Goals, Att.: 34 vs. Texas A&M, 3/20/16
 3-Point Field Goal Percentage: .563 (9-16) vs. Missouri, 3/16/90
 Free Throws, Made: 25 vs. Texas, 3/18/16
 Free Throws, Att.: 34 vs. Texas A&M, 3/20/16
 Free Throw Percentage: .889 (16-18) vs. Wyoming, 3/20/15
 Rebounds: 39 vs. Texas A&M, 3/20/16
 Assists: 20 vs. Minnesota, 3/18/90
 Turnovers: 16 vs. UNLV, 3/18/10
 Steals: 9, three times (last vs. Texas A&M, 3/20/16)
 Blocks: 3, six times (last vs. Texas A&M, 3/20/16)

Opponent – Individual

Points: 36, Willie Burton, Minnesota, 3/18/90
 Field Goals, Made: 13, Willie Burton, Minnesota, 3/18/90
 Field Goals, Att.: 17, three times
 3-Point Field Goals, Made: 5, Sharif Chambliss, Wisconsin, 3/18/05; Charles Hankerson Jr., Wyoming, 3/20/15
 3-Point Field Goals, Att.: 10, Sharif Chambliss, Wisconsin, 3/18/05
 Free Throws, Made: 9, Nathan Buntin, Missouri, 3/16/90; Willie Burton, Minnesota, 3/18/90; Isaiah Taylor, Texas, 3/18/16
 Free Throws, Att.: 12, Willie Burton, Minnesota, 3/18/90
 Free Throw Percentage: 1.000 (9-9), Nathan Buntin, Missouri 3/16/90
 Rebounds: 12, Doug Smith, Missouri, 3/16/90; Willie Burton, Minnesota, 3/18/90
 Assists: 9, Melvin Newbern, Minnesota, 3/18/90
 Turnovers: 5, Sherron Collins, Kansas, 3/20/10; Alex Caruso, Texas A&M, 3/20/16
 Steals: 4, Anthony Marshall, UNLV, 3/18/10; Korie Lucious, Michigan State, 3/26/10
 Blocks: 3, Prince Ibeh, Texas, 3/18/16

Opponent – Team

Points: 92, Texas A&M, 3/20/16
 Field Goals, Made: 31, Texas A&M, 3/20/16
 Field Goals, Att.: 71, Texas A&M, 3/20/16
 Field Goal Percentage: .508 (30-59), Minnesota, 3/18/90
 3-Point Field Goals, Made: 11, Wisconsin, 3/18/05
 3-Point Field Goals, Att.: 31, Texas A&M, 3/20/16
 3-Point Field Goal Percentage: .455 (5-11), Louisville, 3/22/15
 Free Throws, Made: 23, Texas A&M, 3/20/16
 Free Throws, Att.: 34, Texas A&M, 3/20/16
 Free Throw Percentage: .810 (17-21), Louisville, 3/22/15
 Rebounds: 50, Texas A&M, 3/20/16
 Assists: 18, Minnesota, 3/18/90

Turnovers: 15, Kansas, 3/20/10
 Steals: 9, UNLV, 3/18/10
 Blocks: 4, three times (last Texas, 3/18/16)

SINGLE-GAME CATEGORY LEADERS**UNI INDIVIDUAL****POINTS**

- 36, Jeremy Morgan vs. Texas A&M, 3/20/16
- 29, Jason Reese vs. Minnesota, 3/18/90
- 20, Troy Muilenberg vs. Minnesota, 3/18/90
Ben Jacobson vs. Wisconsin, 3/18/05
- 18, Jason Reese vs. Missouri, 3/16/90

REBOUNDS

- 15, Jason Reese vs. Missouri, 3/16/90
- 12, Jeremy Morgan vs. Texas A&M, 3/20/16
- 10, Jason Reese vs. Minnesota, 3/18/90
Eric Coleman vs. Wisconsin, 3/18/05
Erik Crawford vs. Wisconsin, 3/18/05
Jordan Eglseider vs. UNLV, 3/18/10

ASSISTS

- 10, Wes Washpun vs. Texas A&M, 3/20/16
- 9, Dale Turner vs. Minnesota, 3/18/90
- 6, Dale Turner vs. Missouri, 3/16/90
Adam Koch vs. Purdue, 3/19/09
- 5, five times

FIELD GOALS, MADE

- 12, Jason Reese vs. Minnesota, 3/18/90
- 10, Jeremy Morgan vs. Texas A&M, 3/20/16
- 8, Ben Jacobson vs. Wisconsin, 3/18/05
- 7, Troy Muilenberg vs. Minnesota, 3/18/90
Klint Carlson vs. Texas A&M, 3/20/16

FREE THROWS, MADE

- 12, Jeremy Morgan vs. Texas A&M, 3/20/16
- 7, Wes Washpun vs. Texas, 3/18/16
Adam Koch vs. UNLV, 3/18/10
Jake Koch vs. Kansas, 3/20/10
- 6, Jason Reese vs. Missouri, 3/16/90
Seth Tuttle vs. Louisville, 3/22/15

THREE-POINTERS, MADE

- 5, John Little vs. Georgetown, 3/17/06
Ali Farokhmanesh vs. UNLV, 3/18/10
- 4, Troy Muilenberg vs. Minnesota, 3/18/90
Matt Schneiderman vs. Georgia Tech, 3/19/04
Ali Farokhmanesh vs. Kansas, 3/20/10
Paul Jespersen vs. Texas, 3/18/16
Jeremy Morgan vs. Texas A&M, 3/20/16
- 8., five times

STEALS

- 4, Klint Carlson vs. Texas A&M, 3/20/16
- 3, Troy Muilenberg vs. Minnesota, 3/18/90
Johnny Moran vs. Purdue, 3/19/09
Marc Sonnen vs. Kansas, 3/20/10
Seth Tuttle vs. Wyoming, 3/20/15
Jeremy Morgan vs. Texas A&M, 3/20/16
- 2, 11 times

BLOCKS

- 3, Grant Stout vs. Georgetown, 3/17/06
- 2, Jake Koch vs. Michigan State, 3/26/10
Wes Washpun vs. Texas, 3/18/16
Jeremy Morgan vs. Texas A&M, 3/20/16
- 1, 15 times

OPPONENT INDIVIDUAL

POINTS

- 36, Willie Burton, Minnesota, 3/18/90
- 25, Terry Rozier, Louisville, 3/22/15
Alex Caruso, Texas A&M, 3/20/16
- 22, Isaiah Taylor, Texas, 3/18/16
Danuel House, Texas A&M, 3/20/16
- 21, Nathan Buntin, Missouri, 3/16/90

REBOUNDS

- 12, Doug Smith, Missouri, 3/16/90
Willie Burton, Minnesota, 3/18/90
- 11, Mike Wilkinson, Wisconsin, 3/18/05
- 10, Robbie Hummel, Purdue, 3/19/09
Cole Aldrich, Kansas, 3/20/10

ASSISTS

- 9, Melvin Newbern, Minnesota, 3/18/90
- 7, Terry Rozier, Louisville, 3/22/15
- 6, Zach Morley, Wisconsin, 3/18/05
Isaiah Taylor, Texas, 3/18/16
- 5, three times

FIELD GOALS, MADE

- 13, Willie Burton, Minnesota, 3/18/90
- 10, Alex Caruso, Texas A&M, 3/20/16
- 9, Doug Smith, Missouri, 3/16/90
- 8, Terry Rozier, Louisville, 3/22/15
Roy Hibbert, Georgetown, 3/17/06

FREE THROWS, MADE

- 9, Nathan Buntin, Missouri, 3/16/90
Willie Burton, Minnesota, 3/18/90
Isaiah Taylor, Texas, 3/18/16
- 8, E'Twaun Moore, 3/19/09
Terry Rozier, Louisville, 3/22/15
Danuel House, Texas A&M, 3/20/16

THREE-POINTERS, MADE

- 5, Sharif Chambliss, Wisconsin, 3/18/05
Charles Hankerson Jr., Wyoming, 3/20/15
- 4, Durrell Summers, Michigan State, 3/26/10
- 3, five times

STEALS

- 4, Anthony Marshall, UNLV, 3/18/10
Korie Lucious, Michigan State, 3/26/10
- 3, Lewis Jackson, Purdue, 3/19/09
- 2, 11 times

BLOCKS

- 3, Prince Ibeh, Texas, 3/18/16
- 2, Luke Schenscher, Georgia Tech, 3/19/04
Brandon Bowman, Georgetown, 3/17/06
Cole Aldrich, Kansas, 3/20/10
Larry Nance Jr., Wyoming, 3/20/15
Montrezl Harrell, Louisville, 3/22/15
Mangok Mathiang, Louisville, 3/22/15

UNI – TEAM HIGHS

POINTS

- 88 vs. Texas A&M, 3/20/16
- 78 vs. Minnesota, 3/18/90
- 75 vs. Texas, 3/18/16
- 74 vs. Missouri, 3/16/90
- 71 vs. Wyoming, 3/20/15

FIELD GOALS

- 29 vs. Minnesota, 3/18/90
- 27 vs. Texas A&M, 3/20/16
- 25 vs. Missouri, 3/16/90
vs. Texas, 3/18/16
- 23 vs. Wyoming, 3/20/15

FIELD GOAL ATTEMPTS

- 69 vs. Texas A&M, 3/20/16
- 61 vs. Minnesota, 3/18/90
- 55 vs. Kansas, 3/20/10
- 54 vs. Georgia Tech, 3/19/04
vs. Purdue, 3/19/09

FIELD GOAL PERCENTAGE

- .500 (25-50) vs. Missouri, 3/16/90
- .488 (21-43) vs. Texas, 3/18/16
- .475 (29-61) vs. Minnesota, 3/18/90
- .460 (23-50) vs. Wyoming, 3/20/15
- .444 (20-45) vs. UNLV, 3/18/10

3-POINT FIELD GOALS, MADE

- 12 vs. Texas A&M, 3/20/16
- 10 vs. Georgia Tech, 3/19/04
- 9 vs. Missouri, 3/16/90
vs. Minnesota, 3/18/90
vs. UNLV, 3/18/10
vs. Kansas, 3/20/10
vs. Wyoming, 3/20/15

3-POINT FIELD GOALS, ATT.

- 34 vs. Texas A&M, 3/20/16
- 27 vs. Georgia Tech, 3/19/04
- 26 vs. Minnesota, 3/18/90
vs. Georgetown, 3/17/06
vs. Kansas, 3/20/10

3-POINT FG PERCENTAGE

- .563 (9-16) vs. Missouri, 3/16/90
- .500 (9-18) vs. Wyoming, 3/20/15
- .474 (9-19) vs. UNLV, 3/18/10
- .400 (8-20) vs. Texas, 3/18/16
- .370 (10-27) vs. Georgia Tech, 3/19/04

FREE THROWS, MADE

- 25 vs. Texas, 3/18/16
- 22 vs. Texas A&M, 3/20/16
- 20 vs. UNLV, 3/18/10
- 16 vs. Kansas, 3/20/10
vs. Wyoming, 3/20/15

FREE THROW, ATT.

- 32 vs. Texas, 3/18/16
- 27 vs. Texas A&M, 3/20/16
- 24 vs. Missouri, 3/16/90
- 23 vs. UNLV, 3/18/10
- 21 vs. Michigan State, 3/26/10

FREE THROW PERCENTAGE

- .889 (16-18) vs. Wyoming, 3/20/15
- .870 (20-23) vs. UNLV, 3/18/10
- .846 (11-13) vs. Louisville, 3/22/15
- .842 (16-19) vs. Kansas, 3/20/10
- .818 (9-11) vs. Purdue, 3/19/09

REBOUNDS

- 39 vs. Texas A&M, 3/20/16
- 35 vs. Wisconsin, 3/18/15
vs. UNLV, 3/18/10
- 33 vs. Missouri, 3/16/90
vs. Purdue, 3/19/09

ASSISTS

- 20 vs. Minnesota, 3/18/90
- 18 vs. Missouri, 3/16/90
- 16 vs. Texas A&M, 3/20/16
- 15 vs. Georgia Tech, 3/19/04
vs. Purdue, 3/19/09

TURNOVERS

- 16 vs. UNLV, 3/18/10
- 14 vs. Purdue, 3/19/09
- 13 vs. Minnesota, 3/18/90
vs. Texas A&M, 3/20/16
- 12 vs. Missouri, 3/16/90

STEALS

- 9 vs. Kansas, 3/20/10
vs. Wyoming, 3/20/15
vs. Texas A&M, 3/20/16
- 8 vs. Minnesota, 3/18/90
- 7 vs. UNLV, 3/18/10

BLOCKED SHOTS

- 3 vs. Georgetown, 3/17/06
vs. Purdue, 3/19/09
vs. Michigan State, 3/26/10
vs. Texas, 3/18/16
vs. Texas A&M, 3/20/16

OPPONENT TEAM HIGHS

POINTS

- 92, Texas A&M, 3/20/16
- 81, Minnesota, 3/18/90
- 72, Texas, 3/18/16
- 71, Missouri, 3/16/90
- 67, Kansas, 3/20/10

FIELD GOALS

- 31, Texas A&M, 3/20/16
- 30, Minnesota, 3/18/90
- 26, Missouri, 3/16/90
- 25, Georgia Tech, 3/19/04
UNLV, 3/18/10
Texas, 3/18/16

FIELD GOALS, ATTEMPTED

- 71, Texas A&M, 3/20/16
- 61, Missouri, 3/16/90
- 59, Minnesota, 3/18/90
- 58, UNLV, 3/18/10
- 56, Texas, 3/18/16

FIELD GOAL PERCENTAGE

- .508 (30-59), Minnesota, 3/18/90
- .458 (22-48), Louisville, 3/22/15
- .457 (21-46), Wyoming, 3/20/15
- .455 (25-55), Georgia Tech, 3/19/04
- .446 (25-56), Texas, 3/18/16

3-POINT FIELD GOALS, MADE

- 11, Wisconsin, 3/18/05
- 9, UNLV, 3/18/10
Wyoming, 3/20/15
Texas, 3/18/16
- 7, Michigan State, 3/26/10
Texas A&M, 3/20/16

3-POINT FIELD GOAL, ATTEMPTS

- 31, Texas A&M, 3/20/16
- 26, Wisconsin, 3/18/05
- 23, Kansas, 3/20/10
Texas, 3/18/16
- 22, UNLV, 3/18/10
Wyoming, 3/20/15

3-POINT FIELD GOAL PERCENTAGE

- .455 (5-11), Louisville, 3/22/15
- .423 (11-26), Wisconsin, 3/18/05
- .409 (9-22), UNLV, 3/18/10
.409 (9-22), Wyoming, 3/20/15
- .400 (4-10), Minnesota, 3/18/90

FREE THROWS, MADE

- 23, Texas A&M, 3/20/16
- 17, Minnesota, 3/18/90
Louisville, 3/22/15
- 16, Purdue, 3/19/09
- 15, Missouri, 3/16/90

FREE THROWS, ATTEMPTED

- 34, Texas A&M, 3/20/16
- 26, Minnesota, 3/18/90
- 22, Purdue, 3/19/09
- 21, Louisville, 3/22/15
- 20, Missouri, 3/16/90

FREE THROW PERCENTAGE

- .810 (17-21), Louisville, 3/22/15
- .750 (15-20), Missouri, 3/16/90
- .750 (9-12), Georgia Tech, 3/19/04
- .737 (14-19), Michigan State, 3/26/10
- .727 (16-22), Purdue, 3/19/09

REBOUNDS

- 50, Texas A&M, 3/20/16
- 38, Kansas, 3/20/10
- 37, Minnesota, 3/18/90
Georgia Tech, 3/19/04
- 35, Missouri, 3/16/90

ASSISTS

- 18, Minnesota, 3/18/90
- 15, Georgetown, 3/17/06
Michigan State, 3/26/10
- 14, Wisconsin, 3/18/05
Wyoming, 3/20/15

TURNOVERS

- 15, Kansas, 3/20/10
- 14, Texas A&M, 3/20/16
- 12, Minnesota, 3/18/90
Georgia Tech, 3/19/04
Wyoming, 3/20/15

STEALS

- 9, UNLV, 3/18/10
- 8, Purdue, 3/19/09
Michigan State, 3/26/10
- 7, Minnesota, 3/18/90
- 6, Missouri, 3/16/90
Texas A&M, 3/20/16

BLOCKED SHOTS

- 4, three times (last Texas, 3/18/16)
- 3, five times (last Michigan, State, 3/26/10)

CAREER LEADERS**GAMES PLAYED**

- 4, Kwadzo Ahelegbe (2009, 2010)
- Matt Bohannon (2015, 2016)
- Jordan Eglseider (2009, 2010)
- Kerwin Dunham (2009, 2010)
- Ali Farokhmanesh (2009, 2010)
- Paul Jespersion (2015, 2016)
- Adam Koch (2009, 2010)
- Wyatt Lohaus (2015, 2016)
- Johnny Moran (2009, 2010)
- Jeremy Morgan (2015, 2016)
- Lucas O'Rear (2009, 2010)
- Wes Washpun (2015, 2016)
- 3, Clint Carlson (2015, 2016)
- Erik Crawford (2004, 2005, 2006)
- Ben Jacobson (2004, 2005, 2006)
- Anthony James (2010)
- Bennett Koch (2015, 2016)
- Jake Koch (2010)
- John Little (2004, 2005, 2006)
- Brooks McKowen (2004, 2005, 2006)
- Marc Sonnen (2010)

MINUTES PLAYED

- 123, Ali Farokhmanesh (2009, 2010)
- 122, Matt Bohannon (2015, 2016)
122, Jeremy Morgan (2015, 2016)
- 117, Wes Washpun (2015, 2016)
- 115, Ben Jacobson (2004, 2005, 2006)
- 111, Kwadzo Ahelegbe (2009, 2010)
- 109, Paul Jespersion (2015, 2016)
- 103, Johnny Moran (2009, 2010)
- 102, Erik Crawford (2004, 2005, 2006)
- 97, Adam Koch (2009, 2010)
- Grant Stout (2004, 2005, 2006)

POINTS

- 52, Ali Farokhmanesh (2009, 2010)
52, Jeremy Morgan (2015, 2016)
- 51, Paul Jespersion (2015, 2016)
- 47, Jason Reese (1990)
- 45, Jordan Eglseider (2009, 2010)
- 43, Ben Jacobson (2004, 2005, 2006)
- 41, Kwadzo Ahelegbe (2009, 2010)
- 39, Adam Koch (2009, 2010)
- 38, Wes Washpun (2015, 2016)
- 36, Troy Muilenberg (1990)

FIELD GOALS

- 19, Jordan Eglseider (2009, 2010)
- 18, Jason Reese (1990)
- 17, Ali Farokhmanesh (2009, 2010)
- 16, Ben Jacobson (2004, 2005, 2006)
- 15, Paul Jespersion (2015, 2016)
15, Jeremy Morgan (2015, 2016)
- 13, Adam Koch (2009, 2010)
- 12, Troy Muilenberg (1990)
- 11, Erik Crawford (2004, 2005, 2006)
11, Kwadzo Ahelegbe (2009, 2010)
11, Wes Washpun (2015, 2016)
11, Clint Carlson (2015, 2016)

3-POINT FIELD GOALS

- 12, Ali Farokhmanesh (2009, 2010)
12, Paul Jespersion (2015, 2016)
- 8, Matt Bohannon (2015, 2016)
- 7, Ben Jacobson (2004, 2005, 2006)
- 6, Troy Muilenberg (1990)
6, Jeremy Morgan (2015, 2016)
- 5, Maurice Newby (1990)
5, John Little (2004, 2005, 2006)
5, Johnny Moran (2009, 2010)

- 4, Dale Turner (1990)
4, Matt Schneiderman (2004)
4, Clint Carlson (2015, 2016)

FREE THROWS

- 18, Kwadzo Ahelegbe (2009, 2010)
- 16, Wes Washpun (2015, 2016)
16, Jeremy Morgan (2015, 2016)
- 13, Jake Koch (2010)
- 11, Jason Reese (1990)
11, Adam Koch (2009, 2010)
11, Seth Tuttle (2015)
- 9, Paul Jespersion (2015, 2016)
- 7, Bennett Koch (2015, 2016)
- 6, Troy Muilenberg (1990)
6, Ali Farokhmanesh (2009, 2010)

REBOUNDS

- 25, Jason Reese (1990)
25, Erik Crawford (2004, 2005, 2006)
- 24, Jordan Eglseider (2009, 2010)
- 19, Jeremy Morgan (2015, 2016)
- 17, Grant Stout (2004, 2005, 2006)
17, Adam Koch (2009, 2010)
- 16, Seth Tuttle (2015)
- 15, Lucas O'Rear (2009, 2010)
- 14, Matt Bohannon (2015, 2016)
- 13, Eric Coleman (2005, 2006)
13, Paul Jespersion (2015, 2016)
13, Wyatt Lohaus (2015, 2016)

ASSISTS

- 19, Wes Washpun (2015, 2016)
- 15, Dale Turner (1990)
- 13, Kwadzo Ahelegbe (2009, 2010)
- 11, Ben Jacobson (2004, 2005, 2006)
- 8, Brooks McKowen (2004, 2005, 2006)
8, Adam Koch (2009, 2010)
8, Johnny Moran (2009, 2010)
- 6, Deon Mitchell (2015)
- 5, Jonathan Cox (1990)
5, Brad Hill (1990)
5, Ali Farokhmanesh (2009, 2010)
5, Jeremy Morgan (2015, 2016)

STEALS

- 5, Lucas O'Rear (2009, 2010)
5, Johnny Moran (2009, 2010)
5, Jeremy Morgan (2015, 2016)
- 4, Brooks McKowen (2004, 2005, 2006)
4, Kerwin Dunham (2009, 2010)
4, Ali Farokhmanesh (2009, 2010)
4, Marc Sonnen (2010)
4, Seth Tuttle (2015)
4, Clint Carlson (2015, 2016)

BLOCKED SHOTS

- 4, Grant Stout (2004, 2005, 2006)
- 3, Jordan Eglseider (2009, 2010)
3, Wes Washpun (2015, 2016)
3, Jeremy Morgan (2015, 2016)
- 2, Adam Koch (2009, 2010)
2, Jake Koch (2009, 2010)



March 15, 2011
CIT First Round
Cedar Falls, Iowa
UNI 84, Rider 50

Rider (50)

##	PLAYER	MIN	FG-A	FTA	REB	A	PF	TP
02	Ringgold	30	2-6	0-3	3	2	3	4
10	Myles	32	1-10	3-4	5	0	2	5
13	Stewart	22	1-1	0-2	7	0	4	2
15	Robinson	32	4-10	2-2	4	3	1	12
31	Penn	28	6-13	1-2	4	0	3	18
14	Mansell	20	1-5	0-0	3	1	1	3
21	Nd-Ezuma	14	3-4	0-0	2	0	4	6
32	Pereira	22	0-6	0-0	2	1	1	0
Totals		200	18-55	6-13	32	7	19	50

UNI (84)

##	PLAYER	MIN	FG-A	FTA	REB	A	PF	TP
11	Ahelegbe	26	5-9	2-2	2	7	3	14
13	Moran	24	5-9	0-0	2	0	1	14
20	J. Koch	20	1-2	1-2	6	5	1	4
33	Pehl	20	1-1	0-0	3	0	1	2
52	James	22	6-14	0-0	3	0	3	15
04	Rank	18	3-6	2-2	3	0	1	8
21	Morrison	17	1-1	4-6	1	1	2	7
22	Dunham	21	3-4	0-0	3	0	0	7
23	Sonnen	22	2-5	4-5	9	4	3	9
34	Lange	10	1-1	2-2	3	0	0	4
Totals		200	28-52	15-19	36	17	15	84

March 21, 2011
CIT Quarterfinals
Cedar Falls, Iowa
SMU 57, UNI 50

SMU (57)

##	PLAYER	MIN	FG-A	FTA	REB	A	PF	TP
01	Mangrum	34	4-8	1-2	3	3	3	11
12	Samarrippas	29	2-4	1-2	2	2	1	2
5								
22	Walker	30	1-4	4-4	2	2	2	7
24	Nyakundi	25	4-8	0-0	1	2	3	11
42	Dia	38	6-11	5-7	21	1	3	17
00	Clinkscates	10	0-0	0-0	0	2	0	0
02	Haynes	11	1-1	1-4	1	1	2	3
13	Patsevich	10	1-2	0-0	0	0	0	3
30	Harp	13	0-0	0-0	0	0	0	0
Totals		200	19-38	12-19	33	12	17	57

UNI (50)

##	PLAYER	MIN	FG-A	FTA	REB	A	PF	TP
11	Ahelegbe	33	6-16	4-4	4	1	2	18
13	Moran	34	2-8	0-0	2	1	2	5
20	J. Koch	27	3-7	3-3	2	0	2	11
33	Pehl	7	1-1	2-2	0	0	2	4
52	James	30	1-6	4-5	6	2	3	6
04	Rank	13	1-2	2-2	2	0	2	4
21	Morrison	2	0-1	0-0	0	0	2	0
22	Dunham	22	0-3	0-0	1	0	2	0
23	Sonnen	29	0-7	2-4	6	3	2	2
34	Lange	3	0-0	0-0	1	0	0	0
Totals		200	14-51	17-20	30	7	19	50



March 14, 2012
NIT First Round
Philadelphia, Pa.
UNI 67, Saint Joseph's 65

UNI (67)

##	PLAYER	MIN	FG-A	FTA	REB	A	PF	TP
01	Mitchell	22	4-12	2-2	3	1	0	10
10	Tuttle	26	7-13	9-10	11	0	3	23
13	Moran	31	0-4	0-0	2	3	2	0
20	J. Koch	25	2-8	0-1	4	2	1	4
23	Sonnen	31	5-10	3-4	4	0	1	15
04	Rank	22	2-8	0-0	5	1	1	5
21	Morrison	8	2-3	0-0	3	0	2	4
24	Martino	1	0-0	0-0	0	0	0	0
33	Pehl	7	1-1	0-0	0	0	2	2
52	James	27	1-5	2-3	2	4	3	4
Totals		200	24-64	16-20	41	11	15	67

Saint Joseph's (65)

##	PLAYER	MIN	FG-A	FTA	REB	A	PF	TP
01	Aiken	28	6-7	2-2	5	1	1	16
10	Galloway	37	2-8	1-2	1	1	5	5
11	Quarles	18	0-4	0-0	3	1	1	0
21	Kanacevic	26	4-7	1-2	12	3	4	9
35	Jones	38	8-17	4-8	1	4	1	24
13	Roberts	31	2-6	5-8	5	1	2	9
24	Wilson	20	1-3	0-0	5	1	1	2
32	Ndao	2	0-0	0-0	1	0	0	0
Totals		200	23-52	13-22	34	12	15	65

March 18, 2012
NIT Second Round
Philadelphia, Pa.
Drexel 65, UNI 63

UNI (63)

##	PLAYER	MIN	FG-A	FTA	REB	A	PF	TP
01	Mitchell	22	2-5	0-0	1	1	2	5
10	Tuttle	28	4-4	1-3	8	0	1	9
13	Moran	33	6-14	2-2	8	1	1	19
20	J. Koch	21	1-3	3-4	2	4	5	5
23	Sonnen	29	3-8	0-0	2	2	5	8
04	Rank	19	2-4	0-0	2	0	1	5
21	Morrison	8	1-1	0-0	1	0	0	3
33	Pehl	12	1-2	1-2	1	0	2	3
52	James	28	2-7	2-2	5	3	1	6
Totals		200	22-48	9-13	32	11	18	63

Drexel (65)

##	PLAYER	MIN	FG-A	FTA	REB	A	PF	TP
04	Massenat	35	3-9	4-8	1	3	4	11
14	Lee	13	0-2	2-2	3	2	0	2
32	Thomas	36	2-7	0-0	3	2	3	6
44	McCoy	28	1-4	0-0	5	1	1	2
45	Givens	33	11-13	6-9	5	3	4	28
02	Younger	4	0-0	0-0	0	2	0	0
03	Fouch	30	6-9	0-0	3	1	0	16
35	Ruffin	21	0-0	0-0	0	1	3	0
Totals		200	23-44	12-19	24	15	15	65

March 19, 2013
CIT First Round
Cedar Falls, Iowa
UNI 77, North Dakota 66

North Dakota (66)

##	PLAYER	MIN	FG-A	FTA	REB	A	PF	TP
00	Anderson	34	1-8	6-6	6	3	2	8
05	Huff	34	7-12	7-10	2	0	2	22
10	Benton	6	0-1	0-0	0	0	1	0
11	Webb	32	5-10	1-1	4	4	3	11
22	Wilmer	20	0-1	1-2	2	0	5	1
03	Antwi	15	3-5	0-0	4	0	0	8
12	Allard	10	1-3	0-0	2	1	3	2
24	Brekke	12	1-4	0-1	4	0	3	2
32	Schuler	24	2-7	2-2	1	0	3	8
33	Archer	12	2-3	0-0	2	1	2	4
40	Stockdale	1	0-0	0-0	0	0	0	1
Totals		200	22-54	17-22	34	9	24	66

UNI (77)

##	PLAYER	MIN	FG-A	FTA	REB	A	PF	TP
01	Mitchell	29	3-6	1-4	2	4	0	7
10	Tuttle	25	6-8	7-9	5	3	2	19
20	J. Koch	18	1-4	0-1	7	2	5	3
23	Sonnen	36	7-12	0-0	3	1	3	19
52	James	32	8-13	5-6	6	1	1	24
04	Rank	21	0-3	2-2	3	2	0	2
05	Bohannon	21	1-2	0-1	2	0	4	2
12	Singleton	6	0-0	0-0	2	0	1	0
14	Buss	8	0-3	0-0	0	0	1	0
24	Martino	0+	0-0	0-0	0	0	0	0
33	Pehl	4	0-0	1-2	0	0	0	1
Totals		200	26-51	16-25	31	13	17	77

March 23, 2013
CIT Second Round
Cedar Falls, Iowa
UNI 63, UIC 51

UIC (51)

##	PLAYER	MIN	FG-A	FTA	REB	A	PF	TP
01	Barnes	37	4-8	1-1	6	2	3	10
04	Talton	39	2-12	0-0	5	4	3	6
10	Brown	25	2-5	2-2	2	2	1	6
13	Humes	36	4-7	0-0	7	1	3	8
34	Crittler	29	4-6	4-7	9	0	4	12
02	Snider	0+	0-0	0-0	0	0	0	0
03	Miller	4	0-0	0-0	0	0	0	0
20	Kelley	15	2-3	0-0	2	1	0	6
23	Parker	0+	0-0	0-0	0	0	0	0
40	Wiegand	7	1-3	0-0	0	0	2	3
44	Simonton	8	0-0	0-0	0	0	2	0
Totals		200	19-44	7-10	34	10	18	51

UNI (77)

##	PLAYER	MIN	FG-A	FTA	REB	A	PF	TP
01	Mitchell	30	3-8	1-2	2	2	1	8
10	Tuttle	20	4-10	6-7	5	0	1	15
20	J. Koch	29	3-10	4-6	8	6	3	11
23	Sonnen	34	2-7	0-0	0	0	4	5
52	James	32	5-10	5-6	1	2	1	17
04	Rank	19	2-3	0-0	3	0	0	5
05	Bohannon	18	0-1	0-0	1	0	1	0
12	Singleton	6	0-0	0-0	0	0	1	0
14	Buss	4	0-2	0-0	2	0	0	0
24	Martino	0+	0-0	0-0	0	0	0	0
33	Pehl	8	1-3	0-0	1	0	0	2
Totals		200	20-54	16-21	29	10	12	63

March 26, 2013
CIT Quarterfinal
Cedar Falls, Iowa
UNI 90, Bradley 77

Bradley (77)

##	PLAYER	MIN	FG-A	FT-A	REB	A	PF	TP
04	Eastman	31	2-6	0-0	0	3	1	4
20	Pickett	34	5-11	6-6	9	0	1	16
21	Egolf	26	7-10	1-1	4	0	3	17
25	Lemon Jr.	36	7-16	1-1	7	6	2	19
32	Simms-Edwards	34	3-9	2-2	2	0	2	0
11								
00	Bell	13	1-4	0-0	2	2	2	2
05	Crawford	6	1-2	0-0	1	1	0	3
14	Knezevic	2	0-0	0-0	1	0	0	0
23	Shayok	3	0-1	0-0	0	0	2	0
44	Prosser	13	1-4	2-2	2	0	2	4
52	Wells	2	0-0	1-2	0	0	0	1
Totals		200	27-63	13-14	33	12	15	77

UNI (90)

##	PLAYER	MIN	FG-A	FT-A	REB	A	PF	TP
01	Mitchell	35	4-5	1-3	3	8	1	10
10	Tuttle	31	7-12	5-7	9	3	1	19
20	J. Koch	32	6-8	2-2	5	2	1	14
23	Sonnen	28	5-7	0-0	3	0	4	13
52	James	34	7-15	2-2	4	1	2	21
04	Rank	11	0-0	0-0	1	0	1	0
05	Bohannon	12	2-4	0-0	0	0	1	6
12	Singleton	9	2-2	2-2	1	0	1	7
14	Buss	3	0-2	0-0	0	0	0	0
24	Martino	2	0-1	0-0	0	0	1	0
33	Pehl	3	0-0	0-0	1	0	0	0
Totals		200	33-56	12-16	29	14	13	90

March 30, 2013
CIT Semifinal
Cedar Falls, Iowa
Weber St. 59, UNI 56

Weber St. (59)

##	PLAYER	MIN	FG-A	FT-A	REB	A	PF	TP
04	Bamforth	34	5-9	0-0	4	1	1	14
05	Richardson	29	1-7	2-2	1	2	0	5
13	Otis	33	5-8	3-4	11	2	2	13
15	Berry	35	4-15	5-7	7	3	3	15
44	Tresnak	21	4-4	0-1	4	1	5	8
00	Wheelwright	19	0-5	0-0	3	3	2	0
21	Bolomboy	9	1-2	0-0	2	0	1	2
25	Fulton	1	0-1	0-0	0	0	1	0
32	Williams	3	0-0	0-0	0	0	0	0
45	Hajek	16	1-2	0-0	5	0	1	2
Totals		200	21-53	10-14	41	12	16	59

UNI (56)

##	PLAYER	MIN	FG-A	FT-A	REB	A	PF	TP
01	Mitchell	37	5-11	1-1	2	2	1	11
10	Tuttle	33	7-13	2-4	10	2	2	16
20	J. Koch	32	1-10	5-8	5	3	1	7
23	Sonnen	35	4-10	1-1	4	1	3	10
52	James	34	2-7	0-0	3	1	2	4
04	Rank	14	3-5	0-0	1	0	2	8
05	Bohannon	8	0-1	0-0	2	0	1	0
12	Singleton	5	0-0	0-0	1	0	0	0
33	Pehl	2	0-1	0-0	1	0	0	0
Totals		200	22-58	9-14	32	9	12	56



UNI Postseason Records

Individual

Points

36, Jeremy Morgan vs. Texas A&M,
March 20, 2016 (NCAA)

Field Goals

13, Duane Josephson vs. SE Missouri,
March 11, 1964 (NCAA)

Field Goal Percentage (min. 5 att.)

.889, David Gruber vs. Evansville, March
1, 2002 (8-9) (MVC)

Free Throws

12, Kwadzo Ahelegbe vs. Wichita St.,
March 7, 2010 (MVC); Jeremy Morgan vs.
Texas A&M, March 20, 2016 (NCAA)

Free Throw Attempts

14, Ronald Jessen vs. Evansville,
March 11, 1964 (NCAA)
14, Kwadzo Ahelegbe vs. Wichita St.,
March 7, 2010 (MVC)

14, Jeremy Morgan vs. Texas A&M,
March 20, 2016 (NCAA)

Free Throws, No Misses

9-9, Kwadzo Ahelegbe vs. Bradley,
March 7, 2009 (MVC)

Rebounds

17, Seth Tuttle vs. Southern Illinois,
March 7, 2014 (MVC)

Team

Points

93 vs. Southeast Missouri, March 11,
1964 (NCAA)

Opponent

92, Texas A&M, March 16, 2016
(NCAA)

Field Goals

35 vs. Southeast Missouri, March 11,
1964 (NCAA)

Opponent

41, North Carolina A&T, March 13,
1964 (NCAA)

Field Goal Attempts

79 vs. North Carolina A&T, March 13,
1964 (NCAA)

Opponent

96, Evansville, March 12, 1964
(NCAA)

Field Goal Percentage

.538 (21-39) vs. Wisconsin-Green Bay,
March 3, 1979 (NCAA); .538 (28-52)
vs. Rider, March 15, 2011 (CIT)

Opponent

.564 (22-39), Illinois St., March 7,
1992 (MVC)

Free Throws

27 vs. Missouri St., March 8, 2004
(MVC)

Opponent

28, Hamline, March 9, 1962 (NCAA)

Free Throw Attempts

38 vs. Missouri St., March 8, 2004
(MVC)

Opponent

37, Hamline, March 9, 1962 (NCAA)

Free Throw Percentage

.870 (20-23) vs. UNLV,
March 18, 2010 (NCAA)

Opponent

.926 (25-27), Creighton, March 2,
2002 (MVC)

Rebounds

49 vs. Hamline, March 9, 1962
(NCAA)

Opponent

70, Evansville, March 12, 1964
(NCAA)

Year	Games	Won	Lost	Own		Opp.		Head Coach	Enrollment
				Pct.	Pts.	Pts.	Pts.		
1900-01	4	1	3	.000	--	--		Enola P. Pierce	911
1901-02	3	1	2	1.000	--	--		George B. Affleck	873
1902-03	2	0	2	.000	--	--		Thomas Jones	868
1903-04	5	2	3	.400	--	--		Charles A. Pell	857
1904-05	6	3	3	.500	--	--		Charles A. Pell	812
1905-06	12	6	6	.500	--	--		Charles A. Pell	905
1906-07	9	5	4	.556	312	309		R.F. Seymour	981
1907-08	8	4	4	.500	305	275		R.F. Seymour	1,013
1908-09	12	5	7	.417	290	384		R.F. Seymour	995
1909-10	7	4	3	.571	155	147		Clayton B. Simmons	1,070
1910-11								Clayton B. Simmons	1,108
1911-12	10	2	8	.200	145	295		H.F. Pasini	1,094
1912-13	10	6	4	.600	--	--		H.F. Pasini	1,202
1913-14	10	6	4	.600	257	192		Allen P. Berkstresser	1,297
1914-15	12	4	8	.333	266	310		Allen P. Berkstresser	1,406
1915-16								Allen P. Berkstresser	1,741
1916-17								Allen P. Berkstresser	1,680
1917-18	10	5	5	.500	244	228		J.O. Perrine	1,387
1918-19	8	2	6	.250	135	183		Russel Glaesner	1,125
1919-20	16	7	9	.250	346	375		Ivan Doseff	1,423
1920-21	12	7	5	.583	260	226		Ivan Doseff	1,402
1921-22	11	9	2	.818	254	193		L.L. Mendenhall	1,644
1922-23	11	10	1	.909	301	208		L.L. Mendenhall	2,130
1923-24	12	8	4	.667	242	199		L.L. Mendenhall	2,565
1924-25	11	10	1	.909	301	208		Arthur D. Dickinson	2,648
1925-26	13	10	3	.769	348	273		Arthur D. Dickinson	2,642
1926-27	13	6	7	.462	313	336		Arthur D. Dickinson	2,443
1927-28	15	7	8	.467	411	374		Arthur D. Dickinson	2,304
1928-29	16	12	4	.750	463	377		Arthur D. Dickinson	2,094
1929-30	15	13	2	.867	435	303		Arthur D. Dickinson	2,227
1930-31	12	9	3	.750	406	263		Arthur D. Dickinson	2,169
1931-32	16	10	6	.625	482	263		Arthur D. Dickinson	2,049
1932-33	13	9	4	.692	430	356		Melvin Fritzel	1,562
1933-34	13	8	5	.615	376	362		Arthur D. Dickinson	1,472
1934-35	16	6	10	.375	479	553		Arthur D. Dickinson	1,543
1935-36	16	6	10	.375	447	493		Arthur D. Dickinson	1,771
1936-37	12	5	7	.417	345	345		Arthur D. Dickinson	1,879
1937-38	14	9	5	.648	481	436		O.M. "Hon" Nordly	1,953
1938-39	17	9	8	.529	634	627		O.M. "Hon" Nordly	1,926
1939-40	18	11	7	.611	630	622		O.M. "Hon" Nordly	1,900
1940-41	17	11	6	.647	671	626		O.M. "Hon" Nordly	1,745
1941-42	19	10	9	.526	750	726		O.M. "Hon" Nordly	1,502
1942-43	12	3	9	.250	456	463		O.M. "Hon" Nordly	1,381
1943-44	NO BASKETBALL (War Years)								
1944-45	NO BASKETBALL (War Years)								
1945-46	20	13	7	.650	869	1,008		O.M. "Hon" Nordly	1,233
1946-47	20	6	14	.300	888	937		O.M. "Hon" Nordly	2,475
1947-48#20	14	6	8	.700	1,054	895		O.M. "Hon" Nordly	2,846
1948-49#22	16	6	10	.727	1,215	1,059		O.M. "Hon" Nordly	3,083
1949-50#21	16	5	11	.762	1,340	1,093		O.M. "Hon" Nordly	2,949
1950-51##23	14	9	5	.609	1,228	1,162		O.M. "Hon" Nordly	2,688
1951-52	24	14	10	.583	1,397	1,349		O.M. "Hon" Nordly	2,352
1952-53#25	14	11	3	.560	1,656	1,708		O.M. "Hon" Nordly	2,239
1953-54	21	6	15	.286	1,330	1,450		O.M. "Hon" Nordly	2,231
1954-55	22	11	11	.500	1,707	1,654		Stanley Hall	2,676
1955-56	19	8	11	.421	1,369	1,467		Stanley Hall	3,045
1956-57	22	12	10	.545	1,491	1,489		James H. Witham	3,195
1957-58	23	9	14	.391	1,478	1,492		James H. Witham	3,210
1958-59	23	11	12	.478	1,655	1,678		James H. Witham	3,482
1959-60	23	15	8	.652	1,758	1,605		James H. Witham	3,428

Year	Games	Won	Lost	Own		Opp.		Head Coach	Enrollment
				Pct.	Pts.	Pts.	Pts.		
1960-61	21	16	5	.762	1,636	1,355		James H. Witham	3,616
1961-62##	24	19	5	.792	1,908	1,628		Norman Stewart	4,070
1962-63	23	15	8	.652	1,741	1,631		Norman Stewart	4,567
1963-64#	27	23	4	.853	2,120	1,838		Norman Stewart	5,147
1964-65	23	16	7	.696	1,744	1,626		Norman Stewart	5,520
1965-66	20	13	7	.650	1,354	1,297		Norman Stewart	6,419
1966-67	22	11	11	.500	1,599	1,634		Norman Stewart	7,409
1967-68	22	15	7	.682	1,139	1,777		Zeke Hogeland	8,213
1968-69##	24	15	9	.625	1,991	1,782		Zeke Hogeland	9,058
1969-70	25	13	12	.520	1,795	1,817		Zeke Hogeland	9,494
1970-71	26	6	20	.231	2,005	2,248		Zeke Hogeland	9,723
1971-72	23	10	13	.435	1,736	1,737		Zeke Hogeland	10,546
1972-73	24	11	13	.458	1,795	1,813		Zeke Hogeland	9,846
1973-74	26	4	22	.154	1,687	2,012		James Berry	9,587
1974-75	26	6	20	.231	1,824	2,119		James Berry	8,800
1975-76	26	9	17	.346	1,959	2,102		James Berry	9,777
1976-77	27	9	18	.333	1,927	2,027		James Berry	10,300
1977-78	27	15	12	.556	1,898	1,869		James Berry	10,342
1978-79	29	18	11	.620	2,213	2,055		James Berry	10,343
1979-80	25	12	13	.480	1,656	1,627		James Berry	10,200
1980-81	27	8	19	.296	1,611	1,832		James Berry	11,020
1981-82*	27	12	15	.444	1,649	1,802		James Berry	10,954
1982-83	31	13	18	.419	2,010	2,032		James Berry	10,954
1983-84	28	18	10	.643	1,932	1,945		James Berry	11,204
1984-85	28	12	16	.429	1,821	1,857		James Berry	11,200
1985-86	27	8	19	.296	1,907	1,991		James Berry	11,500
1986-87	28	13	15	.464	2,028	2,054		Eldon Miller	11,500
1987-88	28	10	18	.357	2,172	2,227		Eldon Miller	11,500
1988-89	28	19	9	.679	2,382	2,279		Eldon Miller	11,500
1989-90	32	23	9	.710	2,493	2,328		Eldon Miller	11,500
1990-91	32	13	19	.406	2,170	2,248		Eldon Miller	12,600
1991-92	28	10	18	.357	1,815	1,916		Eldon Miller	12,200
1992-93	27	12	15	.444	1,655	1,778		Eldon Miller	13,163
1993-94	29	16	13	.552	2,174	2,086		Eldon Miller	12,800
1994-95	28	8	20	.400	1,902	2,113		Eldon Miller	12,800
1995-96	27	14	13	.519	2,083	2,039		Eldon Miller	12,800
1996-97	28	16	12	.571	1,996	1,947		Eldon Miller	13,000
1997-98	27	10	17	.370	1,869	1,900		Eldon Miller	13,100
1998-99	27	9	18	.333	1,903	1,961		Sam Weaver	13,221
1999-00	29	14	15	.483	1,798	1,844		Sam Weaver	13,750
2000-01	31	7	24	.226	1,865	2,086		Sam Weaver	13,800
2001-02	29	14	15	.483	2,056	2,118		Greg McDermott	14,200
2002-03	28	11	17	.393	1,830	1,895		Greg McDermott	13,926
2003-04**	31	21	10	.677	2,147	2,015		Greg McDermott	13,411
2004-05	32	21	11	.656	2,311	2,127		Greg McDermott	12,651
2005-06	33	23	10	.697	2,165	1,907		Greg McDermott	12,513
2006-07	31	18	13	.581	2,040	1,947		Ben Jacobson	12,260
2007-08	32	18	14	.563	1,996	1,931		Ben Jacobson	12,609
2008-09**34	23	11	12	.676	2,290	2,158		Ben Jacobson	12,908
2009-10**35	30	5	25	.857	2,216	1,929		Ben Jacobson	13,080
2010-11	34	20	14	.588	2,167	2,046		Ben Jacobson	13,201
2011-12	34	20	14	.588	2,216	2,106		Ben Jacobson	13,168
2012-13	36	21	15	.583	2,400	2,229		Ben Jacobson	12,273
2013-14	31	16	15	.516	2,256	2,149		Ben Jacobson	12,159
2014-15**35	31	4	27	.886	2,281	1,912		Ben Jacobson	11,928
2015-16**36	23	13	10	.639	2,475	2,303		Ben Jacobson	12,043
2016-17	30	14	16	.467	1,854	1,931		Ben Jacobson	11,905
2017-18	32	16	16	.500	2,056	1,990		Ben Jacobson	
		2,399	1,300	1,138	.542				

North Central Conference Title | ## Shared North Central Conference Title
 * Shared Mid-Continent Conference Title | ** MVC Tournament Title

1905-06 (4-4)	1911-12 (2-8)	1916-17 (Partial Record)	1921-22 (9-2)	1926-27 (6-7)
Iowa L 9-51 Western L 10-34 Epworth L 15-34 Waterloo YMCA ... W 19-17 Upper Iowa W 28-24 Independence YMCA .. W 29-16 Western W 44-29 Waterloo YMCA ... L 12-14 Coach—Charles A. Pell	Lennox W 36-11 Coe L 21-24 Leander Clark L 25-32 Charles City L 17-49 Iowa L 8-28 Leander Clark W 19-13 Cornell L 16-50 Cornell L 17-32 Coe L 9-35 Iowa L 16-21 Coach—H.F. Pasini	Iowa St. L 15-22 Iowa L 15-33 Indiana L 13-29 Upper Iowa L 30-34 Coe W 17-4 Dubuque L 17-28 Dubuque L 20-24 Dubuque Germans .. L 19-27 Central W 35-18 Upper Iowa W 29-16 Coach—Allen P. Berkstresser	Luther L 13-17 Luther W 24-18 Simpson W 28-24 Still W 31-14 William Penn W 25-8 Buena Vista W 26-17 Upper Iowa L 18-24 Simpson W 23-18 William Penn W 20-16 Still W 26-21 Upper Iowa W 20-16 Coach—L.L. Mendenhall	Cornell L 22-24 Coe L 14-15 Coe W 23-20 Upper Iowa L 16-24 William Penn W 35-22 Central L 22-37 Iowa Wesleyan W 24-19 Parsons L 17-27 William Penn W 34-33 Parsons L 17-27 Iowa Wesleyan W 42-24 Central L 16-44 Upper Iowa W 31-20 Coach—A.D. Dickinson
1906-07 (5-4)	1912-13 (2-6)	1917-18 (5-5)	1922-23 (10-1)	1927-28 (7-8)
Iowa L 16-73 Waterloo West W 36-34 Waterloo East W 48-18 Lennox L 20-33 Leander Clark L 23-27 Leander Clark W 46-31 Coe L 20-39 Waterloo YMCA ... W 37-33 Coe L 28-39 Charles City W 54-34 Coach—R.F. Seymour	Coe L 21-24 Leander Clark L 25-32 Iowa L 20-24 Cornell L 16-50 Iowa L 8-28 Leander Clark W 16-13 Cornell L 17-32 Iowa W 21-16 Coach—H.F. Pasini	Waterloo YMCA ... W 29-13 Cornell L 23-34 Dubuque W 40-17 Grinnell W 20-19 Coe L 33-34 Dubuque W 17-13 Upper Iowa L 29-30 Upper Iowa W 21-13 Coe L 17-20 Creighton L 15-35 Coach—J.O. Perrine	Cornell W 22-21 Still W 33-16 Luther W 34-16 William Penn W 27-17 Simpson W 15-12 Still W 23-17 Upper Iowa W 28-13 William Penn W 29-17 Simpson W 28-19 Cornell L 23-24 Upper Iowa W 25-13 Coach—L.L. Mendenhall	Cornell W 34-31 Luther L 22-25 Upper Iowa L 23-24 Iowa Wesleyan L 20-36 Parsons L 28-39 Luther L 16-19 William Penn W 28-19 Upper Iowa W 32-22 Central W 33-18 Buena Vista W 40-17 Des Moines L 16-23 Parsons L 23-25 William Penn W 42-33 Central W 33-17 Iowa Wesleyan L 21-26 Coach—A.D. Dickinson
1907-08 (4-4)	1913-14 (6-4)	1918-19 (2-6)	1923-24 (8-4)	1928-29 (12-5)
Grinnell L 23-51 Drake W 53-27 Waterloo YMCA ... W 44-29 Grinnell L 19-55 Kansas Normal L 26-32 Leander Clark W 38-23 Iowa L 29-33 Charles City W 73-25 Coach—R.F. Seymour	Iowa L 20-21 Drake L 12-24 Parsons W 22-14 St. Joseph W 23-21 Upper Iowa L 25-29 Charles City W 43-15 Iowa L 14-27 St. Joseph W 27-13 Drake W 37-12 Charles City W 34-16 Coach—Allen P. Berkstresser	Camp Dodge L 23-29 Des Moines W 14-12 Cornell L 23-25 Coe L 13-26 Grinnell L 17-18 Des Moines L 20-31 Coe W 19-16 Upper Iowa L 6-26 Coach—Russell Glaesner	Hamilton W 21-9 Hamilton W 33-20 William Penn W 23-14 William Penn W 26-22 Iowa Wesleyan W 25-8 Parsons W 17-13 Simpson L 10-25 Upper Iowa W 19-14 Iowa Wesleyan L 15-17 Upper Iowa W 31-17 Simpson L 10-22 Parsons L 12-16 Coach—L.L. Mendenhall	Cornell L 23-34 Coe L 18-24 Columbia W 26-20 Columbia W 24-22 Luther L 20-21 Dubuque W 33-21 Parsons W 37-29 William Penn W 43-28 Upper Iowa W 38-16 Luther L 21-27 Des Moines W 41-30 West Union W 29-26 Upper Iowa W 25-19 Central W 26-19 William Penn W 34-25 Parsons W 25-16 Iowa St. L 27-29 Coach—A.D. Dickinson
1908-09 (5-7)	1914-15 (4-8)	1919-20 (7-9)	1924-25 (10-1)	1929-30 (13-2)
Ellsworth W 53-26 Waterloo West W 44-22 Grinnell L 19-53 Iowa L 12-42 Grinnell L 5-33 Leander Clark W 32-24 Waterloo YMCA ... W 43-20 Iowa L 9-49 Leander Clark W 34-27 Missouri North L 16-38 Kansas Normal L 8-24 Des Moines YMCA L 14-31 Coach—R.F. Seymour	Grinnell L 11-46 Iowa L 16-44 Drake L 16-21 Des Moines L 25-41 Wisconsin Normal. W 19-12 Upper Iowa W 27-15 Central W 33-8 Kansas Normal L 14-26 Dubuque L 15-17 Wisconsin Normal. L 22-36 Dubuque Gorman .. W 47-16 Beloit L 20-28 Coach—Allen P. Berkstresser	Cedar Valley W 15-14 Cornell L 13-22 Iowa St. L 19-28 William Penn W 28-13 Waterloo Legion ... W 32-22 Cornell L 12-34 Iowa Wesleyan W 31-27 Dubuque L 18-36 Parsons W 33-15 Dubuque L 11-47 Lennox L 24-25 Des Moines W 33-16 Lennox L 15-18 Des Moines L 8-16 Simpson L 22-34 Upper Iowa W 32-8 Coach—Ivan Doseff	Ellsworth W 20-18 Dubuque W 26-24 William Penn W 34-16 Upper Iowa W 31-15 Simpson W 27-16 Dubuque W 38-25 Parsons W 28-22 Upper Iowa W 19-7 Simpson L 22-25 Parsons W 27-23 William Penn W 29-17 Coach—A.D. Dickinson	Cornell L 23-34 Coe L 18-24 Columbia W 26-20 Columbia W 24-22 Luther L 20-21 Dubuque W 33-21 Parsons W 37-29 William Penn W 43-28 Upper Iowa W 38-16 Luther L 21-27 Des Moines W 41-30 West Union W 29-26 Upper Iowa W 25-19 Central W 26-19 William Penn W 34-25 Parsons W 25-16 Iowa St. L 27-29 Coach—A.D. Dickinson
1909-10 (4-3)	1915-16 (9-3)	1920-21 (7-5)	1925-26 (10-3)	
Charles City L 23-26 Waterloo YMCA ... L 11-27 Iowa L 11-34 Kansas Normal W 23-17 Cornell W 34-33 Cornell W 22-10 Waterloo YMCA ... W 31-20 Coach—Clayton B. Simmons	Wisconsin Normal. W 28-24 Waterloo YMCA ... W 32-11 Des Moines W 40-29 Charles City W 71-31 Upper Iowa W 26-16 Upper Iowa W 40-36 Dubuque L 19-29 Platteville L 15-30 Dubuque Germans .. L 24-25 Dubuque Germans .. W 40-11 Penn W 40-21 Dubuque W 15-13 Coach—Allen P. Berkstresser	Parsons L 14-24 Iowa Wesleyan L 14-29 Lennox W 24-22 Buena Vista W 32-6 Morningside W 21-14 Des Moines L 14-21 Dubuque L 18-35 Lennox W 23-15 Iowa Wesleyan W 29-5 Upper Iowa W 25-10 Dubuque L 20-34 Buena Vista W 26-11 Coach—Ivan Doseff	Central W 32-22 Iowa Wesleyan W 34-14 William Penn W 33-31 Central W 24-14 William Penn L 18-25 Simpson W 27-24 Upper Iowa W 18-13 Parsons W 20-19 Parsons L 20-31 Iowa Wesleyan W 36-23 Upper Iowa W 37-12 Luther L 14-21 Luther W 35-24 Coach—A.D. Dickinson	
1910-11 (Incomplete)				
Charles City L 27-29 Iowa L 17-43 Cornell L 19-37 Coe L 13-19 Coach—Clayton B. Simmons				

1930-31
(9-3)

Coe W27-17
 Dubuque W47-13
 Simpson W47-17
 Luther L12-25
 Parsons W41-22
 Dubuque W23-16
 Columbia L28-35
 Simpson W35-30
 Luther L17-27
 Parsons W38-24
 William Penn W55-13
 Columbia W36-24
 Coach—A.D. Dickinson

1931-32
(10-6)

Oklahoma A&M ... W29-27
 Coe W29-26
 Carleton L18-31
 Hamline L22-29
 Columbia W32-24
 Simpson W41-24
 Luther L14-25
 Central L19-32
 Columbia W35-18
 Luther L21-34
 William Penn W47-20
 Parsons W33-30
 Simpson W36-24
 Parsons W32-30
 William Penn W37-31
 Central L37-43
 Coach—A.D. Dickinson

1932-33
(9-4)

Coe L32-34
 Iowa St. L23-29
 Hamline W28-22
 Columbia W49-17
 Luther W32-29
 Parsons W40-37
 William Penn W41-25
 Columbia L40-44
 Simpson W26-22
 William Penn L40-44
 Parsons W27-24
 Luther W30-27
 Simpson L22-26
 Coach—Melvin Fritzel

1933-34
(9-5)

Columbia W34-17
 Grinnell W34-33
 Coe W27-18
 Grinnell L22-30
 Cornell W34-32
 Cornell L30-35
 Coe L29-31
 Columbia L20-36
 Simpson W29-27
 Luther W35-21
 William Penn L31-38
 Luther W36-24
 Simpson W28-24
 William Penn W42-25
 Coach—A.D. Dickinson

1934-35
(6-10, 1-3 NCC)

Grinnell W25-24
 William Penn L20-21
 Coe L25-30
 Luther W36-32
 Cornell L25-37
 Morningside L42-49
 Grinnell L24-43
 Simpson W28-25
 Luther L24-29
 Morningside W47-38
 Cornell L37-48
 Omaha L31-45
 Simpson W34-31
 Coe L29-33
 William Penn W29-26
 Omaha L23-42
 Coach—A.D. Dickinson

1935-36
(6-10, 3-8 NCC)

Coe L15-16
 Morningside W23-22
 South Dakota L28-41
 South Dakota St... W32-30
 Coe L21-28
 North Dakota L31-43
 Morningside L30-33
 South Dakota W27-26
 South Dakota St... L37-39
 North Dakota St... L23-31
 North Dakota L29-52
 North Dakota St... L25-35
 Omaha W37-26
 Omaha L21-34
 Luther W29-18
 Luther W39-19
 Coach—A.D. Dickinson

1936-37
(5-7, 3-6 NCC)

Grinnell W22-18
 Coe L21-22
 North Dakota L23-25
 Grinnell L38-46
 South Dakota St... W36-35
 Morningside L22-25
 Morningside L16-32
 Omaha W33-24
 North Dakota St... L23-28
 Coe W35-34
 South Dakota L30-34
 Omaha W46-31
 Coach—A.D. Dickinson

1937-38
(9-5, 6-2 NCC)

Iowa St. L26-30
 Washington Univ. W36-32
 Coe W46-41
 Coe W40-21
 Iowa St. L28-35
 Omaha W33-30
 North Dakota L33-42
 North Dakota St... W34-25
 South Dakota St... W29-18
 South Dakota W28-22
 Omaha W55-43
 Morningside W29-23
 Hamline L30-33
 Morningside L34-41
 Coach—O.M. Nordly

1938-39
(9-8, 5-3 NCC)

Coe W36-26
 Hamline L33-35
 Western Illinois ... W51-43
 Iowa St. W38-29
 Coe W39-32
 Grinnell L36-52
 Iowa St. L32-43
 North Dakota W35-23
 Morningside L34-48
 Grinnell L25-29
 South Dakota L38-50
 South Dakota St... L41-50
 Omaha W53-24
 North Dakota St... W45-43
 Omaha W24-19
 Western Illinois ... L32-58
 Morningside W42-17
 Coach—O.M. Nordly

1939-40
(11-7, 5-3 NCC)

Coe W40-27
 Grinnell W40-38
 Coe W39-38
 Truman St. W30-28
 SW Louisiana W37-29
 Coe L23-29
 Detroit L28-29
 Western Illinois ... L24-34
 South Dakota St... W36-31
 South Dakota L26-39
 North Dakota St... L40-44
 North Dakota W32-30
 Omaha W43-32
 Grinnell W33-32
 Morningside W40-33
 Truman St. L40-42
 Omaha L39-48
 Morningside W40-39
 Coach—O.M. Nordly

1940-41
(11-6, 5-3 NCC)

St. Thomas L24-35
 Coe W49-38
 SW Louisiana W49-24
 Wayne St. W32-29
 North Dakota W49-40
 Western Illinois ... L50-52
 South Dakota L37-45
 South Dakota St... W49-36
 Omaha L27-47
 Chicago Technical. W20-19
 Coe W40-36
 North Dakota St... W61-53
 Chicago Technical. W24-22
 Morningside W56-42
 Omaha W27-19
 Wayne St. L36-41
 Morningside L41-48
 Coach—O.M. Nordly

1941-42
(10-9, 5-4 NCC)

St. Thomas L36-44
 Chicago Technical. L31-34
 Milwaukee Technical L33-50
 Chicago Technical. W44-33
 Morningside L22-34
 Grinnell L39-47
 South Dakota St... W38-37
 Western Illinois ... W40-35
 North Dakota St... L33-44

Omaha W43-35
 South Dakota W48-26
 Luther W48-39
 Western Illinois ... W60-45
 North Dakota W50-38
 North Dakota St... L34-38
 Omaha W47-42
 Luther L21-32
 Morningside L35-42
 Grinnell W48-31
 Coach—O.M. Nordly
1942-43
(3-9, 2-6 NCC)

Loras L35-50
 South Dakota St... L27-46
 Loras L36-38
 Grinnell W44-28
 Iowa St. L33-34
 North Dakota L28-32
 Augustana W58-36
 South Dakota L32-35
 Morningside L33-36
 South Dakota St... L42-46
 Augustana L38-40
 Morningside W50-42
 Coach—O.M. Nordly

1943-44
No Basketball (War Years)

1944-45
No Basketball (War Years)

1945-46
(13-7)

Grinnell W96-32
 Drake L33-36
 St. Ambrose W75-32
 Northern Illinois ... W58-38
 South Dakota St... W60-28
 Simpson W61-39
 South Dakota St... L40-49
 Augustana W53-41
 Loras W48-43
 South Dakota W50-45
 Morningside L47-49
 Simpson W52-44
 Augustana W46-32
 St. Ambrose W45-35
 Ottumwa P-F W4642
 Hamline L38-51
 Ottumwa P-F L37-71
 Loras L43-56
 Montana St. W58-42
 Pepperdine L22-64
 Coach—O.M. Nordly

1946-47
(6-14, 3-4 NCC)

Ottumwa P-F W53-40
 Hamline L44-48
 Iowa St. L36-47
 St. Ambrose W47-37
 Western Illinois ... L39-56
 Northern Illinois ... L35-37
 Emporia L36-46
 Ottumwa P-F L48-51
 Milwaukee Tech Coll. L35-44
 North Dakota L42-45
 North Dakota St... W49-42
 South Dakota St... W60-53
 Augustana L34-35
 Western Michigan .. L36-45
 Morningside W46-42
 South Dakota St... L48-67
 St. Ambrose W62-44

Western Illinois ... L42-49
 Western Michigan .. L54-63
 Augustana L42-46
 Coach—O.M. Nordly

1947-48
(14-6, 9-1 NCC)

Drake L49-58
 South Dakota W54-29
 North Dakota W53-39
 Simpson W54-44
 Luther W52-38
 Gustavus Adolphus L48-53
 Mankato St. W68-59
 South Dakota St... W69-42
 Iowa St. L47-52
 North Dakota St... W49-40
 South Dakota W42-33
 Morningside W71-49
 Luther W69-43
 Augustana W59-37
 South Dakota St... L37-41
 Luther L40-48
 Augustana W45-44
 Morningside W41-40
 Luther W58-42
 San Jose St. L58-64
 Coach—O.M. Nordly

1948-49
(16-6, 8-2 NCC)

Upper Iowa W63-35
 South Dakota W60-46
 Nebraska L52-63
 St. Olaf W49-35
 Ithaca W41-40
 Kansas St. L47-54
 Mankato St. W56-52
 St. John's W69-45
 North Dakota W57-41
 South Dakota St... W47-35
 Augustana W42-40
 South Dakota St... W54-46
 Wis.-River Falls ... L53-55
 North Dakota St... W71-52
 North Dakota L51-60
 Carleton W60-48
 Morningside L55-57
 Loras W61-52
 Augustana W51-34
 Morningside W62-42
 Wisconsin-River Falls W65-64
 Emporia L49-63
 Coach—O.M. Nordly

1949-50
(16-5, 9-3 NCC)

Central W70-20
 St. Olaf W70-56
 Central W69-47
 Nebraska L54-60
 North Dakota L63-66
 Fresno W64-42
 Wis.-LaCrosse W48-43
 Wis.-River Falls ... W63-49
 South Dakota St... W68-59
 South Dakota W68-43
 Morningside W75-56
 North Dakota L66-70
 North Dakota St... W57-48
 Loras W59-64
 North Dakota St... W57-45
 South Dakota L44-60
 Morningside W65-53
 Augustana W85-44

Augustana..... W62-59
 South Dakota St... W67-66
 Carleton..... W59-43
 Coach—O.M. Nordly

1950-51

(14-9, 9-3 NCC)

Mankato St..... W57-39
 Carleton..... L.....48-60
 Upper Iowa..... W57-43
 Wisconsin-LaCrosse... L.....38-48
 North Dakota..... W60-51
 Nebraska..... L.....55-63
 Hastings..... L.....57-58
 Hastings..... L.....46-49
 Grinnell..... L.....60-63
 North Dakota St. . W56-54
 Augustana..... W59-52
 South Dakota..... W61-48
 Morningside..... W55-53
 Loras..... W54-51
 North Dakota St. . W50-39
 Morningside..... W71-60
 South Dakota..... L.....51-55
 South Dakota St. . W51-41
 South Dakota St... L.....42-55
 Augustana..... W56-39
 North Dakota St. . W45-40
 North Dakota..... W57-63
 Augustana..... W42-38
 Coach—O.M. Nordly

1951-52

(14-10, 6-6 NCC)

North Central..... L.....46-57
 Nebraska..... L.....44-60
 Wartburg..... W70-56
 Mankato St..... W58-56
 St. Thomas..... W53-51
 North Dakota..... W74-53
 Coe..... W72-49
 Luther..... W62-060
 St. Thomas..... W67-51
 South Dakota St... W63-53
 South Dakota..... W51-48
 North Dakota..... L.....54-55
 North Dakota St. . L.....57-60
 Grinnell..... L.....46-54
 St. Ambrose..... W73-57
 North Dakota St. . W39-37
 Morningside..... L.....63-93
 South Dakota..... L.....51-52
 Augustana..... L.....54-58
 South Dakota St. . W52-50
 Augustana..... W74-60
 Morningside..... L.....57-58
 Loras..... W69-68
 Carleton..... L.....48-53
 Coach—O.M. Nordly

1952-53

(14-11, 10-2 NCC)

St. Thomas..... L.....51-83
 North Central..... L.....65-83
 Mankato St..... L.....41-77
 Wartburg..... L.....66-73
 Loras..... W66-55
 North Dakota..... W74-65
 Simpson..... W74-69
 St. Thomas..... L.....57-74
 South Dakota..... W68-52
 Grinnell..... L.....66-69
 Carleton..... L.....58-67
 North Dakota St. . W67-59
 South Dakota..... W66-60
 Morningside..... W80-77

South Dakota St... W58-51
 Augustana..... W67-60
 South Dakota St... L.....40-66
 North Dakota St. . W71-65
 North Dakota..... L.....73-85
 Morningside..... W90-72
 Augustana..... W79-63
 Carleton..... L.....62-73
 Cornell..... W70-57
 St. Ambrose..... W90-78
 Stetson..... L.....57-75
 Coach—O.M. Nordly

1953-54

(6-15, 6-6 NCC)

Cornell..... L.....61-65
 Wartburg..... L.....62-64
 North Dakota..... L.....61-71
 Loras..... L.....71-89
 St. Thomas..... L.....42-87
 St. Thomas..... L.....70-86
 Macalester..... L.....54-62
 South Dakota..... W64-48
 North Dakota St. . L.....61-65
 North Dakota..... W61-53
 North Dakota St. . W73-65
 South Dakota..... L.....46-61
 Morningside..... L.....69-79
 Grinnell..... L.....82-84
 Augustana..... W65-50
 South Dakota St... L.....63-70
 Morningside..... L.....58-66
 South Dakota St... W58-54
 Augustana..... W87-63
 Mankato St..... L.....57-66
 Cornell..... L.....65-84
 Coach—O.M. Nordly

1954-55

(11-11, 7-5 NCC)

Loras..... W100-76
 Wartburg..... W74-70
 Southwest Kansas... L.....73-82
 North Dakota St. . L.....63-78
 North Dakota..... L.....67-71
 Augustana..... W94-66
 Morningside..... W78-71
 North Dakota St. . L.....49-66
 Cornell..... L.....83-93
 South Dakota..... W64-61
 Cornell..... L.....60-82
 Loras..... L.....73-81
 North Dakota St. . W76-70
 South Dakota..... L.....67-68
 Morningside..... L.....74-83
 South Dakota St... W83-65
 South Dakota St... L.....70-98
 Augustana..... W87-86
 Grinnell..... L.....85-88
 North Dakota..... W89-71
 Morningside..... W103-71
 Augustana..... W95-57
 Coach—Stanley Hall

1955-56

(8-11, 5-7 NCC)

Grinnell..... W52-73
 Cornell..... W75-72
 Winona St. W63-52
 North Dakota..... L.....70-75
 Wartburg..... L.....75-91
 Wis.-LaCrosse..... L.....86-102
 North Dakota St. . L.....81-86
 North Dakota..... L.....66-87
 South Dakota..... W81-58
 North Dakota St. . W76-71

Loras..... W79-69
 Augustana..... L.....59-72
 South Dakota St... L.....56-93
 Augustana..... W81-69
 South Dakota St... L.....70-88
 Morningside..... W72-67
 South Dakota..... L.....64-73
 Cornell..... L.....75-90
 Morningside..... W88-79
 Coach—Stanley Hall

1956-57

(12-10, 5-7 NCC)

Loras..... L.....66-77
 Cornell..... L.....59-72
 Winona St. L.....79-81
 North Dakota..... W71-48
 North Dakota St. . W72-54
 NW Missouri..... W75-62
 Luther..... W68-64
 Wartburg..... W91-74
 Wisconsin-LaCrosse... W67-65
 South Dakota..... L.....60-87
 Morningside..... L.....72-78
 Wartburg..... W62-59
 North Dakota St. . W71-65
 North Dakota..... L.....52-55
 South Dakota St... L.....62-70
 South Dakota St... L.....53-82
 Augustana..... L.....67-76
 Cornell..... W65-60
 Augustana..... W64-55
 Morningside..... L.....51-60
 Grinnell..... W76-67
 North Dakota..... W88-78
 Coach—James Witham

1957-58

(9-14, 3-9 NCC)

Detroit Tech..... W85-68
 NW Missouri..... W57-52
 Washburn..... L.....54-65
 Cornell..... L.....61-62
 North Dakota St. . L.....51-70
 North Dakota..... W61-47
 Mankato St..... W65-55
 Wartburg..... W57-54
 Grinnell..... W62-52
 Loras..... L.....71-73
 Cornell..... L.....66-79
 South Dakota St... L.....67-72
 Augustana..... L.....59-60
 South Dakota..... L.....50-62
 North Dakota St. . L.....58-65
 North Dakota..... L.....56-65
 Morningside..... L.....72-90
 South Dakota..... L.....70-84
 Mankato St..... W62-56
 Morningside..... W94-55
 Wartburg..... L.....56-62
 South Dakota St... L.....69-83
 Augustana..... W65-51
 Coach—James Witham

1958-59

(11-12, 6-6 NCC)

Truman St. L.....53-54
 Macalester..... L.....57-70
 North Dakota..... W67-59
 North Dakota St. . L.....107-109
 Cornell..... W71-64
 Mankato St..... W65-59
 Gustavus Adolphus . W85-78
 Wartburg..... L.....61-64
 North Dakota St. . W74-72
 Morningside..... W72-68

Cornell..... L.....73-74
 South Dakota..... L.....58-63
 Augustana..... W69-52
 South Dakota..... L.....57-69
 Morningside..... L.....75-80
 South Dakota St... L.....75-92
 Augustana..... W70-67
 South Dakota St... L.....77-99
 Wartburg..... L.....73-78
 Loras..... L.....68-85
 Omaha..... W95-73
 Hamline..... W80-78
 North Dakota..... W73-71
 Coach—James Witham

1959-60

(15-8, 8-4 NCC)

Truman St. L.....72-86
 Macalester..... W65-65
 Northern Illinois... L.....71-81
 Illinois St..... L.....74-87
 North Dakota..... W78-53
 Grinnell..... W74-65
 Northern Illinois... W76-62
 Mankato St..... W69-63
 South Dakota..... L.....75-86
 South Dakota St... L.....72-82
 Augustana..... L.....72-76
 North Dakota St. . W85-62
 Morningside..... W101-69
 South Dakota..... L.....73-77
 South Dakota St... W87-79
 Omaha..... W67-60
 North Dakota St. . W90-82
 North Dakota..... W71-61
 Wartburg..... L.....62-69
 Morningside..... W90-64
 Loras..... W78-51
 Augustana..... W73-61
 Hamline..... W73-64
 Coach—James Witham

1960-61

(16-5, 9-3 NCC)

Nebraska..... L.....6878
 Macalester..... W65-54
 Northern Illinois... W75-56
 North Dakota St. . W79-58
 St. Ambrose..... W96-60
 Wartburg..... W100-53
 North Dakota..... L.....63-65
 North Dakota St. . W87-81
 Loras..... W80-53
 South Dakota..... W71-66
 South Dakota St... L.....69-77
 Morningside..... W87-64
 South Dakota..... W71-69
 Morningside..... W83-49
 South Dakota St... L.....81-82
 Augustana..... W71-59
 Mankato St..... L.....59-81
 Winona St. W86-67
 North Dakota..... W80-66
 Wartburg..... W86-64
 Coach—James Witham

1961-62

(19-5, 8-4 NCC)

Macalester..... W83-57
 Winona St. W64-60
 Western Illinois... W78-75
 Parsons..... W69-66
 Illinois St..... W95-76
 Cornell..... W75-51
 South Dakota St... L.....67-73
 Morningside..... L.....67-72

South Dakota..... L.....87-97
 Loras..... W84-49
 North Dakota St. . W73-51
 South Dakota..... W85-60
 Augustana..... W92-68
 North Dakota St. . W71-58
 North Dakota..... W85-79
 Wartburg..... W92-67
 South Dakota St... W74-66
 Augustana..... L.....68-71
 Mankato St..... W84-74
 Morningside..... W98-74
 North Dakota..... W78-60
 Augustana..... W81-78
 Hamline..... W81-68
 Nebraska Wesleyan... L.....77-78
 Coach—Norman Stewart

1962-63

(15-8, 8-4 NCC)

Macalester..... W76-65
 Winona St. W91-55
 Western Illinois... W83-69
 Nebraska..... L.....59-78
 Bemidji St. W81-70
 Parsons..... W89-75
 Cornell..... L.....66-82
 MacMurray..... W80-67
 Morningside..... W73-68
 South Dakota..... L.....66-83
 Augustana..... W89-61
 North Dakota..... L.....71-76
 North Dakota St. . W68-65
 South Dakota..... W74-59
 Augustana..... W68-64
 South Dakota St... L.....74-83
 South Dakota St... L.....79-84
 Loras..... L.....63-71
 Mankato St..... L.....62-79
 Morningside..... W79-66
 Wartburg..... W75-65
 North Dakota..... W84-69
 North Dakota St. . W92-77
 Coach—Norman Stewart

1963-64

(23-4, 11-1 NCC)

Buena Vista..... W80-58
 Iowa St. W59-54
 Winona St. W86-75
 Mankato St..... W71-59
 North Dakota St. . W78-51
 North Dakota..... W63-62
 Wartburg..... W85-59
 Western Illinois... W73-68
 Northern Illinois... W70-59
 MacMurray..... W75-56
 Western Illinois... L.....65-75
 South Dakota St... W96-74
 Morningside..... W90-62
 North Dakota St. . W89-62
 South Dakota..... W82-74
 Northern Illinois... W88-80
 Augustana..... W89-48
 Morningside..... W79-63
 South Dakota..... W96-84
 North Dakota St. . W101-79
 South Dakota St... L.....51-83
 Augustana..... W80-75
 Washington Univ. . W71-56
 Mankato St..... W71-64
 SE Missouri St. . W93-85
 Evansville..... L.....67-82
 North Carolina A&T... L.....72-91
 Coach—Norman Stewart

1964-65

(16-7, 8-4 NCC)

Iowa St. W 54-50
 Mankato St. L 62-64
 Macalester W 78-68
 Southern Illinois ... L 48-67
 Washington Univ. ... L 71-82
 North Dakota L 53-69
 Western Illinois W 87-73
 Northern Illinois W 83-69
 Wartburg W ... 106-80
 South Dakota L 66-77
 Morningside L 66-72
 Winona St. W ... 104-85
 South Dakota St. ... W ... 76-74
 North Dakota St. ... W ... 82-69
 North Dakota St. ... W ... 69-66
 North Dakota L 60-63
 Northern Illinois W ... 68-64
 Augustana W ... 73-69
 South Dakota St. ... W ... 88-79
 South Dakota W ... 93-67
 Western Illinois W ... 80-63
 Augustana W ... 74-71
 Morningside W ... 103-86
 Coach—Norman Stewart

1965-66

(13-7, 9-3 NCC)

Mankato St. W 62-56
 Southern Illinois ... L 43-68
 Truman St. W 74-70
 Iowa St. W 54-73
 North Dakota St. ... L 68-74
 North Dakota L 55-86
 North Dakota L 29-49
 Morningside W ... 78-54
 South Dakota St. ... L 56-67
 Wartburg W ... 84-60
 South Dakota W ... 62-49
 Augustana W ... 69-64
 South Dakota St. ... L 56-75
 North Dakota St. ... W ... 88-74
 North Dakota W ... 69-61
 South Dakota St. ... W ... 80-67
 South Dakota W ... 70-57
 Morningside W ... 78-62
 Augustana W ... 86-75
 Morningside W ... 93-56
 Coach—Norman Stewart

1966-67

(11-11, 6-6 NCC)

Iowa St. L 78-79
 Western Illinois W ... 85-80
 Southern Illinois ... L 58-93
 Bemidji St. W ... 84-67
 Mankato St. L 62-64
 Truman St. W ... 79-61
 Western Illinois W ... 88-69
 South Dakota St. ... W ... 76-64
 North Dakota St. ... L 56-64
 South Dakota L 73-83
 Morningside W ... 74-71
 South Dakota L 64-90
 North Dakota L 58-64
 North Dakota St. ... W ... 71-64
 Morningside W ... 74-68
 South Dakota W ... 85-80
 South Dakota St. ... L 70-75
 Augustana L 60-86
 Augustana W ... 81-53
 North Dakota L 64-92
 North Dakota St. ... L 69-86
 South Dakota St. ... W ... 90-81
 Coach—Norman Stewart

1967-68

(15-7, 8-4 NCC)

Culver-Stockton ... W ... 111-80
 Mankato St. W ... 97-67
 Iowa St. L 73-99
 Western Illinois W ... 87-74
 South Dakota W ... 88-68
 North Dakota L 69-90
 North Dakota St. ... W ... 105-86
 South Dakota W ... 71-69
 North Dakota St. ... W ... 74-71
 North Dakota L 72-85
 Augustana W ... 119-98
 Central Missouri ... W ... 89-74
 North Dakota St. ... W ... 91-64
 South Dakota L 78-89
 Morningside W ... 94-73
 South Dakota St. ... W ... 102-87
 South Dakota St. ... L 78-121
 Augustana L 77-79
 Western Illinois W ... 111-79
 Central Missouri ... L 78-79
 North Dakota W ... 94-77
 Morningside W ... 81-68
 Coach—Zeke Hogeland

1968-69

(15-9, 9-3 NCC)

Westmar W ... 89-61
 Gustavus Adolphus L 67-78
 Montana St. L 80-82
 Montana L 75-85
 Upper Iowa W ... 90-70
 South Dakota St. ... L 71-84
 Augustana L 68-75
 Augustana W ... 101-84
 South Dakota St. ... L 68-80
 North Dakota L 72-77
 South Dakota St. ... L 73-92
 Gustavus Adolphus W ... 89-61
 Morningside W ... 81-76
 South Dakota W ... 66-59
 Western Illinois W ... 105-69
 North Dakota St. ... W ... 99-75
 Southern Illinois ... L 55-73
 South Dakota W ... 99-90
 North Dakota W ... 85-60
 North Dakota St. ... W ... 90-85
 Mankato St. W ... 80-66
 Morningside W ... 109-63
 Augustana W ... 108-77
 North Dakota W ... 71-60
 Coach—Zeke Hogeland

1969-70

(13-12, 8-6 NCC)

Upper Iowa L 65-76
 Buena Vista W ... 70-59
 Central W ... 65-63
 Wartburg L 67-83
 South Dakota St. ... L 67-74
 South Dakota L 76-80
 North Dakota W ... 99-82
 Mankato St. W ... 68-50
 South Dakota St. ... L 55-56
 North Dakota L 59-65
 Wayne St. L 67-89
 North Dakota St. ... L 72-81
 North Dakota L 66-71
 Mankato St. W ... 72-63
 North Dakota St. ... W ... 71-67
 Western Illinois ... L ... 85-100
 Loras W ... 79-76
 Morningside W ... 83-73
 Morningside W ... 74-71

South Dakota L 70-81

Central Missouri ... W ... 83-74
 Augustana W ... 69-66
 South Dakota St. ... L 72-95
 Augustana W ... 82-67
 Mankato St. W ... 59-55
 Coach—Zeke Hogeland

1970-71

(6-20, 4-10 NCC)

Bemidji St. L 65-69
 Southern Illinois ... L ... 81-107
 Nebraska L ... 71-95
 Wayne St. W ... 70-66
 Western Illinois ... L ... 69-82
 Washington (St. Louis) W ... 74-61
 Central Missouri ... L ... 62-96
 North Dakota St. ... L ... 75-77
 Mankato St. L ... 67-82
 North Dakota L ... 82-85
 Mankato St. L ... 78-84
 Morningside L ... 58-73
 South Dakota W ... 100-92
 North Dakota St. ... L ... 85-100
 North Dakota L ... 77-93
 Loras L ... 73-86
 Bradley L ... 71-117
 Augustana W ... 91-82
 South Dakota St. ... L ... 78-96
 South Dakota St. ... L ... 88-106
 Augustana W ... 86-93
 North Dakota St. ... L ... 71-73
 North Dakota W ... 91-74
 Morningside W ... 78-65
 South Dakota L ... 92-108
 Mankato St. L ... 72-86
 Coach—Zeke Hogeland

1971-72

(10-13, 8-6 NCC)

Minnesota-Duluth ... W ... 87-82
 Eastern Illinois ... L ... 56-69
 Western Illinois ... L ... 91-101
 Eastern Illinois ... L ... 76-79
 Central Missouri ... W ... 98-71
 South Dakota L ... 54-82
 North Dakota St. ... L ... 72-80
 Mankato St. L ... 79-81
 Morningside W ... 91-60
 South Dakota L ... 74-80
 North Dakota St. ... W ... 69-65
 North Dakota L ... 61-75
 Western Illinois ... L ... 79-82
 Augustana L ... 75-80
 South Dakota St. ... L ... 72-78
 Augustana W ... 78-65
 South Dakota St. ... W ... 85-81
 North Dakota St. ... W ... 87-75
 North Dakota L ... 61-76
 Morningside W ... 85-74
 South Dakota W ... 89-77
 Mankato St. W ... 67-62
 Mankato St. L ... 50-62
 Coach—Zeke Hogeland

1972-73

(11-13, 6-8 NCC)

Wayne St. W ... 75-60
 Ball St. L ... 82-89
 Central Ohio W ... 92-59
 Central Missouri ... L ... 94-109
 Northern St. (S.D.) ... L ... 67-74
 Mankato St. W ... 73-59
 Augustana W ... 73-69
 Mankato St. L ... 54-59
 Augustana W ... 101-78
 South Dakota St. ... L ... 67-78
 Eastern Illinois ... W ... 75-66
 North Dakota St. ... L ... 64-76
 North Dakota L ... 63-68
 Bemidji St. L ... 68-69
 South Dakota L ... 68-80
 Morningside W ... 90-77
 Eastern Illinois ... L ... 66-96
 Mankato St. W ... 65-61
 South Dakota St. ... L ... 58-89
 Augustana L ... 85-104
 North Dakota L ... 62-74
 North Dakota St. ... W ... 91-81
 Morningside W ... 83-61
 South Dakota W ... 79-77
 Coach—Zeke Hogeland

1973-74

(4-22, 1-13 NCC)

Wis.-Stevens Point ... L ... 56-72
 Central Missouri ... L ... 65-96
 Kansas L ... 60-94
 Western Illinois ... L ... 60-64
 Westmar W ... 99-66
 Nebraska L ... 55-73
 North Dakota L ... 54-57
 Mankato St. W ... 71-70
 Augustana L ... 59-87
 Mankato St. L ... 64-73
 Augustana L ... 63-80
 South Dakota St. ... L ... 76-98
 North Dakota St. ... L ... 55-63
 North Dakota L ... 56-65
 Eastern Illinois ... L ... 51-81
 South Dakota L ... 76-86
 Morningside L ... 64-75
 Briar Cliff W ... 84-67
 Mankato St. L ... 64-83
 South Dakota St. ... W ... 68-67
 Augustana L ... 48-60
 Western Illinois ... L ... 57-101
 North Dakota L ... 61-75
 North Dakota St. ... L ... 65-97
 Morningside L ... 77-82
 South Dakota L ... 79-80
 Coach—James Berry

1974-75

(6-20, 4-10 NCC)

Central Missouri ... W ... 91-90
 Western Michigan ... L ... 72-101
 Nebraska-Omaha ... L ... 70-80
 Western Illinois ... L ... 77-85
 Eastern Illinois ... L ... 50-78
 Iowa St. L ... 70-123
 Loras L ... 67-79
 Morningside L ... 63-77
 North Dakota L ... 53-78
 South Dakota St. ... L ... 63-71
 Mankato St. W ... 61-58
 Augustana L ... 66-78
 South Dakota St. ... L ... 71-85
 North Dakota St. ... L ... 46-94
 North Dakota L ... 65-67
 South Dakota L ... 88-90

Morningside W ... 82-65

Briar Cliff L ... 65-83
 Mankato St. W ... 93-92
 South Dakota St. ... L ... 68-86
 Augustana L ... 73-77
 Western Illinois ... W ... 98-78
 North Dakota L ... 47-68
 North Dakota St. ... L ... 66-77
 Morningside W ... 86-83
 South Dakota L ... 73-76
 Coach—James Berry

1975-76

(9-17, 6-8 NCC)

Dubuque W ... 88-72
 Loras L ... 70-73
 Nebraska-Omaha ... L ... 74-76
 Western Michigan ... L ... 61-91
 Milwaukee W ... 67-66
 Augustana L ... 61-68
 South Dakota St. ... L ... 59-72
 Morningside L ... 73-81
 Western Illinois ... L ... 73-99
 Mankato St. W ... 84-68
 Illinois St. L ... 66-102
 Augustana W ... 68-67
 South Dakota St. ... L ... 68-85
 North Dakota St. ... L ... 70-71
 North Dakota L ... 69-88
 South Dakota L ... 79-97
 Morningside L ... 80-86
 Mankato St. L ... 66-80
 Eastern Illinois ... L ... 69-77
 South Dakota St. ... W ... 77-71
 Augustana W ... 73-65
 North Dakota L ... 77-98
 North Dakota St. ... L ... 85-97
 Morningside W ... 95-74
 South Dakota W ... 112-84
 Western Illinois ... W ... 95-94
 Coach—James Berry

1976-77

(9-18, 3-11 NCC)

Loras W ... 67-63
 Eastern Illinois ... L ... 66-72
 St. Ambrose W ... 79-68
 Western Illinois ... W ... 69-67
 Augustana (Ill.) ... L ... 74-75
 Nebraska-Omaha ... L ... 68-77
 Mankato St. L ... 70-79
 South Dakota St. ... W ... 85-84
 Augustana W ... 78-74
 Youngstown St. ... L ... 46-48
 Mankato St. L ... 70-102
 Illinois St. L ... 61-74
 Augustana L ... 68-70
 South Dakota St. ... L ... 68-78
 North Dakota St. ... L ... 58-79
 North Dakota L ... 62-65
 Nebraska-Omaha ... W ... 77-70
 South Dakota L ... 82-87
 Morningside W ... 66-63
 Western Illinois ... L ... 60-64
 Mankato St. W ... 84-72
 South Dakota St. ... L ... 78-87
 Augustana L ... 83-96
 North Dakota L ... 62-66
 North Dakota St. ... W ... 86-80
 Morningside L ... 78-86
 South Dakota L ... 83-85
 Coach—James Berry

1977-78 (15-12, 9-5 NCC)	New Orleans.....L.....66-72 (ot)	U.S. International .W....84-64 UNC-Wilmington ..L.....58-60	Cleveland St.....L.....79-93 (ot) Coach—James Berry	@Drake.....L.....52-86 Fla. International..W....94-81 Concordia (Neb.)..W...100-78 @UC-Santa Barbara.....71-85 @San Diego St....W....68-66 @Northern Illinois..L.....72-83 Winona St.....L.....69-70 Missouri St.....L.....72-80 @Valparaiso.....W....76-73 @Illinois-Chicago...L.....68-79 Wis.-Green Bay.....L.....58-59 Northern Illinois....W....99-79 @Eastern Illinois...W....96-66 @Western Illinois..W....63-59 Cleveland St.....W81-79 (ot) @Missouri St.....L.....52-75 Valparaiso.....W....76-71 Illinois-Chicago....W....89-85 @UW-Green Bay...L.....62-73 Eastern Illinois.....L.....55-65 Western Illinois....W....67-65 @Cleveland St....L.....72-81 (n) UW-Green Bay..L.....69-75 Coach—Eldon Miller
Loras.....W....88-84 Western Michigan..L.....60-68 Western Illinois.....L.....83-99 Missouri-St. Louis..W....96-79 Wichita St.....L.....65-81 North Dakota St...W....84-82 Morningside.....L.....55-61 Augustana.....W....71-63 Missouri-St. Louis..W....79-63 Nebraska-Omaha...L.....68-70 Augustana (Ill.)...L.....77-92 Augustana.....L.....64-69 South Dakota St...W....61-47 Youngstown St....W....77-65 North Dakota St...W....59-58 North Dakota.....L.....51-58 South Dakota.....W67-58 (ot) Morningside.....W....64-62 Nebraska-Omaha...L.....61-67 South Dakota St...L.....49-56 Augustana.....W....65-51 Western Illinois...L.....76-81 North Dakota.....L.....60-71 North Dakota St...W....69-63 Morningside.....W....83-67 South Dakota.....W....79-67 Illinois St.....L.....76-82 Coach—James Berry	@Centenary.....L.....64-65 @Arkansas St.....L.....57-71 @Augustana (Ill.)...L.....54-71 @Valparaiso.....W....69-55 @Eastern Illinois...L.....53-77 @Western Illinois..W....84-71 St. Ambrose.....W....96-61 Youngstown St....L.....69-72 Northern Michigan...L.....58-67 SE Louisiana.....W....78-68 @Northern Michigan..L.....64-71 Western Illinois...W....67-63 Eastern Illinois.....L.....46-47 @Illinois St.....L.....56-77 @Youngstown St...W....70-65 St. Francis.....W....73-57 Coach—James Berry	@Illinois St.....L.....39-62 @Eastern Illinois...L.....65-74 Western Kentucky..L.....67-75 @Notre Dame.....L.....56-86 @Western Illinois..L.....73-92 Coach—James Berry	1984-85 (12-16, 6-8 SL)	
1978-79 (18-11)	Loras.....W....54-52 @Centenary.....W....70-69 Valparaiso.....W58-54 (2ot) Illinois St.....L.....63-65 Pan American.....W....71-69 (ot)	1982-83 (13-18), 6-5 Summit League)	1985-86 (8-19, 3-11 SL)	1987-88 (10-18, 4-10 SL)
Wis.-Platteville.....W....82-77 @Kansas St.....L.....53-82 Cornell.....W....90-55 Truman St.....W....84-77 Elmhurst.....W....110-71 Augustana (Ill.)...W....79-76 @South Dakota.....L.....62-74 Minnesota-Duluth..W....88-71 Savannah St.....W....93-81 @Armstrong St....L101-107 (ot) @Biscayne.....L.....72-74 (ot)	@Alabama.....L.....66-93 @Kansas St.....L.....54-72 Missouri Western..L.....52-55 @Iowa St.....L.....69-83 Centenary.....L.....51-67 @Eastern KentuckyL.....53-73 Augustana (Ill.)...W....60-53 @Portland St.....L.....53-75 (n)Montana St....W....77-70 Arkansas St.....W....63-58 @ #14 Iowa.....L.....52-86 @New Orleans.....L.....55-67 @SE Louisiana.....L.....61-64 @Arkansas St.....L.....57-78 AIA-Canada.....L.....75-101 @Pan American...L.....70-94 @Valparaiso.....L58-61 (ot) @Campbell.....W....65-64 UNC-Wilmington...L.....45-48 (ot)	Western Illinois...L.....55-77 Abilene Christian..W....66-56 @Iowa St.....L.....50-73 @ #14 Missouri...L.....62-91 @Kansas St.....L.....48-69 Illinois at Chicago.W....82-70 Valparaiso.....W....77-52 @Western Illinois..L.....53-67 @Eastern Illinois...L.....61-73 @Arkansas St.....L.....47-53 Wis.-Green Bay...W....69-56 Eastern Illinois....W....71-67 Winona St.....W....96-70 @Valparaiso.....W....85-64 Pan American.....W....60-51 Beloit.....W....63-48 Western Illinois...L.....69-77 @Missouri St.....L.....63-72 @Pan American...L.....60-61 Missouri St.....W....66-60 @Notre Dame.....L.....51-75 Coach—James Berry	Rockford College..W....94-55 South Carolina St..W....82-60 Prairie View A&M..W....82-58 @Iowa St.....L.....60-83 @Evansville.....L.....65-71 @Youngstown St...L.....62-64 Elmhurst.....W126-121(4ot) @San Diego.....L.....69-83 @Pepperdine.....L.....86-94 St. Francis (Ill.)...L.....68-70 Eastern Illinois....L.....66-67 Missouri St.....L.....65-73 @Cleveland St....L....88-102 @Valparaiso.....W....71-70 Illinois-Chicago...L.....87-92 Wis.-Green Bay...W....69-61 @DePaul.....L.....53-96 Western Illinois...L.....64-83 Winona St.....W....75-55 @Eastern Illinois...L.....52-68 @Missouri St.....L.....69-76 Cleveland St.....L.....65-80 Valparaiso.....W....75-58 @Illinois-Chicago..L.....73-90 @Wis.-Green Bay..L.....52-67 @Western Illinois..L.....72-74 Cleveland St.....L.....68-73 Coach—James Berry	William Penn.....W....90-62 Iowa St.....L.....75-80 @Dayton.....L.....83-88 Winona St.....W....93-62 (n) Zongaga.....W....71-67 @Drake.....L.....77-88 Mankato St.....W....96-76 @Northern Illinois..L.....66-85 (n) Louisiana St...W....90-80 (n) Wisconsin.....L.....56-64 @Illinois-Chicago..L.....69-73 (ot)
(n)Manhattanville..W....48-40 (n)Florida SouthernW....85-70 South Dakota.....L.....74-76 @Northern Michigan.L.....62-71 Eastern Illinois....W....81-72 Western Illinois....W....71-63 Akron.....W....70-65 Youngstown St....W....77-65 @Truman St.....L.....68-77 Northern Michigan..W....90-76 Morningside.....W....85-63 @Western Illinois..L.....67-78 @Eastern Illinois...L.....67-71 @Saint Louis.....W....73-62 Youngstown St....L.....61-63 Akron.....W....88-70 @Nebraska-OmahaW....84-72 (n)Wis.-Green Bay..L.....50-56 Coach—James Berry	@UNC-Wilmington..L.....62-64 @Western Kentucky..L.....64-69 Campbell.....L.....64-65 (ot)	1983-84 (18-10, 10-4 SL)	1988-89 (19-9, 8-4 SL)	
1979-80 (12-13)	@Illinois St.....L.....44-64 Coach—James Berry	Palmetto AAU (Exh.)..W....78-56 Wayne St.....W....88-70 Westmar.....W....83-67 Wisconsin.....W....60-59 Drake.....W....67-55 Georgia.....L.....58-80 Austin Peay.....W....86-71 @Nebraska.....L.....64-90 George Williams...W....78-55 @Illinois St.....L.....46-67 Kansas St.....W....67-64 @Iowa St.....L.....75-91 @Missouri.....L.....65-80 Illinois-Chicago...W....81-79 Western Illinois...W....59-52 @Missouri St.....L.....45-62 Eastern Illinois....W....65-60 Cleveland St.....W....68-56 @Illinois-Chicago..L.....78-90 @Valparaiso.....W....53-47 @Cleveland St....W....71-68 Wis.-Green Bay...W....54-53 @Wis.-Green Bay...W....67-62 Valparaiso.....W....83-71 Winona St.....W....95-69 Missouri St.....W....59-51 @Western Illinois..L.....70-83 @Eastern Illinois...L.....64-100	Morningside.....W....90-74 @Missouri St.....L.....67-75 Valparaiso.....W86-80 (2ot) Evansville.....L.....73-88 Illinois-Chicago....W....88-75 @Wis.-Green Bay...L.....51-69 Eastern Illinois....W126-121(4ot) Western Illinois....L.....71-73 @Cleveland St....L.....82-110 Missouri St.....L.....78-93 @Valparaiso.....W....81-77 Saint Louis.....L.....70-91 Wis.-Green Bay...L.....50-62 @Eastern Illinois...L.....66-78 Western Illinois....L.....63-66 Cleveland St.....L81-86 (ot) Northern Illinois....L.....83-84 Coach—Eldon Miller	Augustana.....W....104-86 Texas Wesleyan....W...100-78 @ #5 Iowa.....L.....76-95 Jackson St.....W....94-77 Youngstown St....W...109-79 Dayton.....W72-70 (2ot) @Fla. International.W....96-83 @SMU.....L.....73-90 @Iowa St.....L.....80-88 @Stephen F. Austin.W....80-71 Wartburg.....W....82-66 @Eastern Illinois...W...105-98 @Missouri St.....L.....78-93 Northern Illinois...W....94-71 Cleveland St.....W99-98 (ot) Valparaiso.....W....88-71
Wis.-LaCrosse.....L.....72-73 (ot)	@Kansas St.....L.....38-84 @ #20 Iowa.....L.....46-78 Winona St.....W....79-45 Morningside.....W....83-47 @Cornell.....W....68-51 Western Michigan..W....78-63 @Loras.....W....68-57	1986-87 (13-15, 7-7 SL)	Yugoslav-Red Star (Exh.)..L.....90-93 Md.-Baltimore County.W....72-54 @Saint Louis.....L.....62-74 Wis.-Platteville...L.....62-72 Coppin St.....W....84-62 @Iowa St.....L.....60-79	

@Illinois-Chicago... W84-79
 @Wis.-Green Bay ..L.....64-70
 Western Illinois..... W87-84
 Drake..... W87-72
 Eastern Illinois..... W83-79
 Missouri St..... W91-81
 @Cleveland St.L.....83-121
 @ValparaisoL.....70-79
 Illinois-Chicago..... W96-85
 Wis.-Green BayL.....65-68
 @Western Illinois.. W73-67
 (n) Illinois-Chicago..L.....69-90
 Coach—Eldon Miller

1989-90

(23-9, 6-6 SL)

Missouri Western . W99-84
 @Drake..... W 71-63 (ot)
 NW Missouri St... W110-82
 Northern Illinois... W63-59
 @Sam Houston St.W....92-79
 @Iowa St.L.....80-92
 @Nevada W99-88
 (n) #3 Georgetown .L.....49-83
 #20 Iowa W77-74
 Stephen F. Austin . W ..120-96
 Sam Houston St... W ..100-77
 @Northern Illinois. W63-62
 @Western Illinois .L.....61-64
 @Eastern Illinois.. W67-65
 Wis.-Green BayL.....58-59
 Illinois-Chicago... W75-47
 @Valparaiso W89-80
 @Cleveland St. W77-75
 Missouri St.L.....72-82
 Eastern Illinois..... W68-54
 Chicago St. W96-81
 @Wis.-Green Bay ..L.....50-64
 @Illinois-Chicago..L.....60-63
 Valparaiso W90-62
 Cleveland St. W78-76
 @Missouri St.L.86-94 (2ot)
 Illinois-Chicago..... W 99-94 (3ot)
 Missouri St. W63-61
 Wis.-Green Bay W53-45
 (n) #11 Missouri ... W74-71
 (n) #20 Minnesota..L.....78-81
 Coach—Eldon Miller

1990-91

(13-19, 8-8 SL)

(n) Old Dominion ...L.....61-63
 (n) BucknellL.....57-71
 @American (P.R.) ..L.....75-93
 @Missouri St.....L.....58-67
 Nevada W 76-75 (ot)
 @IowaL.....68-72
 Morningside.....L.....85-86
 Iowa St. W68-62
 @Wyoming.....L.....65-99
 DetroitL.....79-81
 Eastern Illinois..... W63-62
 Wis.-Oshkosh..... W86-64
 Northern Illinois.....L.....64-75
 Wis.-Green BayL.....58-59
 @Cleveland St.L.....58-67
 @AkronL.....56-67
 @DetroitL.....53-62
 Valparaiso W64-55
 @Illinois-Chicago...L59-61 (ot)
 @Western Illinois .W73-59
 @Northern Illinois..L.....51-77
 @Wis.-Green Bay ..L.....67-72
 Drake..... W83-67
 Cleveland St.L.....72-91
 Akron W68-54

@Eastern Illinois... W73-71
 Illinois-Chicago..... W86-74
 @Valparaiso W53-50
 Western Illinois..... W77-58
 @Saint LouisL.....72-83
 (n) Cleveland St. . W79-75
 (ot)
 (n) Northern Illinois.L.....63-76
 (ot)
 Coach—Eldon Miller

1991-92

(10-18, 6-12 Missouri Valley Conference – 7th)

@SW Louisiana.....W78-77
 Winona St. W77-53
 @Iowa St.L.....66-84
 #16 IowaL.....85-108
 SW Louisiana..... W76-71
 Wyoming.....L.....55-60
 @UTEP.....L.....56-90
 (n) Clemson.....L.....60-63
 @Tulsa W83-68
 @Drake..... W56-51
 Illinois St.....L.....66-73
 TulsaL.....54-70
 @Missouri St.....L.....48-73
 @Wichita St.L.....60-65
 @BradleyL.....53-70
 Southern Illinois ... W80-69
 @CreightonL.....54-57
 Indiana St.....L.....54-65
 Saint Louis W76-66
 Wichita St. W78-65
 Drake..... W96-84
 BradleyL.....52-54
 @Illinois St.....L.....60-72
 Missouri St.....L.....47-58
 Creighton W76-56
 @Indiana St.....L.....50-55
 @Southern Illinois. L.....61-70
 (n)Illinois St.L.....58-70
 Coach—Eldon Miller

1992-93

(12-15, 8-10 MVC – 6th)

Buffalo..... W96-66
 Iowa St.L.....67-74
 @ #8 IowaL.....44-64
 Cal-St. Fullerton...L.....55-66
 Nebraska-Omaha .. W61-51
 @St. Bonaventure .L.....63-74
 Eastern Kentucky .W76-73
 @Tulsa W75-66
 @Southern Illinois .L.....69-88
 @Eastern KentuckyW ...61-59
 Tulsa.....L.....61-66
 Wichita St. W74-72
 (ot)

@Indiana St.....L.....59-69
 @Missouri St.....L.....49-72
 Creighton W60-58
 Indiana St..... W59-52
 Drake.....L.....59-69
 Illinois St.....L.....49-69
 @Wichita St.L.....47-63
 Bradley W81-76
 Southern Illinois ... W54-51
 @CreightonL.....54-59
 @Drake..... W64-62
 (ot)

Missouri St..... W54-52
 @BradleyL.....46-72
 @Illinois St.....L.....59-71
 (n)Drake.....L.....59-63
 Coach—Eldon Miller

1993-94

(16-13, 10-8 MVC – 5th)

Morningside..... W69-67
 @Iowa St.....L.....66-79
 IowaL.....76-81
 Drake..... W71-54
 @Illinois St.....L.....61-74
 @Long Island..... W71-57
 @Cal St.-Fullerton .W71-57
 @Nebraska.....L.....63-70
 @Creighton W64-63
 @TulsaL.....62-75
 St. BonaventureL.....70-74
 @Wichita St.L.....71-77
 Chicago St. W ..102-80
 Creighton W78-60
 @Missouri St..... W70-58
 Wichita St. W74-58
 Indiana St..... W84-71
 @Southern Illinois .L.....68-89
 Illinois St. W82-79
 Bradley W92-72
 @Drake..... W102-79
 TulsaL.....63-69
 @Indiana St.....L.....73-82
 Southern Illinois ...L.....94-97
 @BradleyL.....54-68
 Missouri St..... W86-76
 (n)Illinois St. W84-70
 (n)Tulsa W79-73
 (n)Southern Illinois.L.....74-77
 Coach—Eldon Miller

1994-95

(8-20, 4-14 MVC – T9th)

(n)New OrleansL81-90 (ot)
 (n)Niagara W75-72
 (n)Illinois St.....L.....70-80
 @USCL.....61-69
 @Loyola-Chicago.. W68-61
 @IowaL.....48-80
 Wartburg..... W63-53
 (n)Wichita St.L.....61-66
 Long Island..... W97-80
 (n)Nebraska.....L.....88-95
 (ot)

(n)Bradley.....L.....63-84
 @TulsaL.....53-85
 (n)Drake.....L.....67-78
 @CreightonL.....59-64
 Illinois St..... W78-69
 @Indiana St.....L.....64-81
 @EvansvilleL.....50-73
 #11 Iowa St.....L.....62-81
 @Missouri St.....L.....62-65
 @Wichita St.L.....59-58
 Indiana St..... W77-76
 Southern Illinois ...L.....65-66
 Missouri St.....L.....75-79
 Creighton W65-50
 @BradleyL.....69-94
 @Illinois St.....L.....76-91
 @Drake.....L.....71-82
 Tulsa.....L.....75-90
 Coach—Eldon Miller

1995-96

(14-13, 8-10 MVC – T7th)

Southern Utah W77-64
 @Central Florida .W95-78
 #12 IowaL.....73-78
 @Nebraska..... W .109-104
 Loyola-Chicago.... W82-72
 Central Florida W76-71
 Bethune-Cookman W79-61

@Missouri St.....L.....87-95
 BradleyL.....51-60
 @Southern Illinois W66-64
 @Southern Utah ...L.....70-81
 @EvansvilleL.....64-77
 Drake..... W82-76
 Southern Illinois ... W91-65
 @Indiana St.....L.....67-78
 Tulsa.....L.....79-89
 Indiana St..... W87-72
 Evansville W91-82
 @Illinois St.....L.....80-97
 @BradleyL.....71-73
 Missouri St.....L.64-67 (ot)
 @CreightonW58-57 (ot)
 Wichita St.....L.....68-80
 Creighton W87-73
 @Drake..... W83-66
 @TulsaL.....88-95
 (n)Illinois St.....L.....58-64
 Coach—Eldon Miller

1996-97

(16-12, 11-7 MVC – T4th)

Wis.-Green Bay W68-51
 Oral Roberts W61-55
 @CreightonL.....46-62
 @IowaL.....63-72
 @Texas-El PasoL.....78-87
 (ot)
 (n)Texas A&M W82-70
 @UMKC..... W84-59
 Creighton W59-56
 @Oral RobertsL.....72-74
 @Illinois St..... W77-71
 (ot)

@Indiana St.....L.....77-91
 @Missouri St..... W79-72
 Southern Illinois ... W79-77
 BradleyL.....61-67
 Illinois St..... W93-88
 (ot)

@Drake..... W81-68
 @EvansvilleL.....54-57
 Wichita St..... W58-56
 Missouri St.....L.....70-80
 Indiana St..... W75-66
 Evansville W75-63
 Nebraska.....L.....69-77
 @Southern Illinois W92-81
 @BradleyL.....61-77
 Drake..... W76-55
 @Wichita St.L.....68-81
 (n)Evansville W73-65
 (n)Illinois St.....L.....65-69
 Coach—Eldon Miller

1997-98

(10-17, 4-14 MVC – 9th)

@Iowa St..... W54-48
 @Chicago St. W99-56
 UMKC..... W79-61
 @Wis.-Green Bay ..L.....57-64
 #10 Iowa W84-78
 Tennessee St. W68-66
 Chicago St. W ..101-64
 CreightonL.....75-83
 @Southern Miss.....L.....49-74
 @Southern Illinois .L.....75-79
 @Wichita St.L.....59-61
 Drake W74-60
 Bradley W64-49
 @EvansvilleL.....65-71
 @Indiana St.....L.....66-76
 (ot)
 Wichita St.L.....57-67

Missouri St.....L.....59-61
 Evansville W78-71
 @BradleyL.....66-78
 @Illinois St.....L.....77-88
 Southern Illinois ...L.....89-91
 @Missouri St.....L.....62-84
 @Drake..... W68-55
 @CreightonL.....62-74
 Indiana St.....L.....45-65
 Illinois St.....L.....65-85
 (n)Southern Illinois.L.....72-91
 Coach—Eldon Miller

1998-99

(9-18, 6-12 MVC – T8th)

@Bowling Green ...L.....68-70
 @IowaL.....67-83
 @Tennessee St. ... W74-70
 (ot)

@Miami (Fla.)L.....69-78
 Iowa St. W61-57
 @Indiana St.....L.....58-71
 @Wis.-Green Bay....L.....55-61
 Wright St..... W78-70
 Southern Miss.....L.....63-70
 Missouri St.....L.....66-81
 @BradleyL.....57-61
 @EvansvilleL.....84-96
 @Illinois St..... W69-59
 EvansvilleL.....66-74
 Southern Illinois ... W80-58
 @ Missouri St.....L.....75-83
 @Drake..... W72-78
 @Wichita St. W79-76
 CreightonL.....81-95
 BradleyL.....73-76
 (ot)

Indiana St.....L.....67-72
 @CreightonL.....60-77
 Wichita St. W87-82
 Illinois St..... W78-66
 @Southern Illinois .L.....61-66
 Drake..... W63-57
 (n)Wichita St.L.72-74 (ot)
 Coach—Sam Weaver

1999-00

(14-15, 7-11 MVC – 7th)

(n)Alabama..... W74-73
 (n)Air Force W70-60
 UMKC..... W70-60
 Tennessee St. W68-60
 Wis.-Green Bay W48-47
 @Wright St..... W61-35
 IowaL.....59-67
 Bowling Green W83-75
 (ot)

@Iowa St.....L.....41-73
 @Texas-Pan American...L.....68-74
 Creighton W77-75
 @Missouri St.....L.....62-72
 @Drake.....L.....54-58
 Bradley W50-46
 Illinois St..... W58-56
 EvansvilleL.....71-74
 @Wichita St. W66-54
 @CreightonL.....73-77
 (ot)

@Illinois St.....L.....56-60
 Southern Illinois ... W72-58
 @BradleyL.....39-80
 Indiana St.....L.....61-67
 Missouri St.....L.....64-74
 @Southern Illinois .L.....46-51
 @Indiana St.....L.....55-66
 @EvansvilleL.....58-67
 Drake..... W56-54

Wichita St. W ... 81-68
(n)DrakeL.... 57-58
Coach – Sam Weaver

2000-01

(7-24, 3-15 MVC – 10th)
@MontanaL.... 58-72
Iowa St.L.... 55-69
Texas-Pan American .. W ... 73-70
Jackson St. W ... 54-49
@IowaL.... 42-74
@Central Michigan L.... 66-74
(n) #17 Alabama ...L.... 56-64
@American (P.R.) . W ... 72-70
(n)Youngstown St.L.... 76-79(2ot)

(n)Youngstown St.L.... 46-54
(n)SamfordL.... 68-75
@Southern Illinois ..L.... 59-72
@Indiana St.L.... 57-69
@Wichita St.L.... 48-66
EvansvilleL.... 76-77
(ot)

@CreightonL.... 56-80
BradleyL.... 71-84
@DrakeL.... 63-65
Wichita St. W ... 62-50
Missouri St.L.... 53-64
@BradleyL.... 47-58
@Illinois St.L.... 52-64
Indiana St. W ... 67-60
DrakeL.... 71-65(ot)

@ Missouri St.L.... 67-76
Southern IllinoisL.... 65-76
CreightonL.... 50-69
Illinois St.L.... 66-69
@EvansvilleL.... 54-60
(n)Drake W ... 59-53
(n)BradleyL.... 56-59
Coach – Sam Weaver

2001-02

(14-15, 8-10 MVC – 7th)
(n)San Diego St.L.... 57-71
(n)William & Mary W ... 76-55
Montana W ... 87-67
@Wis.-Green Bay... W ... 83-79
Texas-Pan American . W ... 74-66
@UMKCL.... 64-79
#11 Iowa W ... 78-76
@Bradley W ... 67-61
@ButlerL.... 65-77
@Iowa St.L.... 69-88
Drake W ... 71-56
Creighton W ... 85-79(ot)

@Indiana St. W ... 71-70
@Southern Illinois ..L.... 58-83
Missouri St.L.... 78-80
@Drake W ... 77-71
Indiana St.L.... 65-71
Southern Illinois ... W ... 69-64
@Illinois St.L.... 55-70
Bradley W ... 81-67
@EvansvilleL.... 77-83
@CreightonL.... 56-83
Wichita St. W ... 83-75(ot)

@Missouri St.L.... 62-68
EvansvilleL.... 65-67
Illinois St.L.... 66-71
@Wichita St.L.... 74-86
(n)Evansville W ... 78-75
(n)CreightonL.... 65-80
Coach – Greg McDermott

2002-03

(11-17, 7-11 MVC – 7th)
@Montana W ... 77-71
Wayne St. (Neb.) .. W ... 71-40
@SienaL.... 58-69
CreightonL.... 52-65
@IowaL.... 54-63
@UtahL.... 53-75
@Chicago St.L.... 63-67
Wis.-Green Bay W ... 81-67
Iowa St.L.... 64-71
@Wichita St.L.... 55-79
Illinois St. W ... 66-64
@DrakeL.... 73-75
Indiana St. W ... 74-61
@BradleyL.... 56-71
Southern IllinoisL.... 78-88
(ot)

Missouri St.L.... 53-70
@Illinois St.L.... 71-76
Evansville W ... 63-61
@#13 Creighton ...L.... 75-84
Wichita St. W ... 80-72
@Southern Illinois ..L.... 61-72
@EvansvilleL.... 63-83
Bradley W ... 84-80
@Louisiana Tech.. W ... 76-71
@Indiana St. W ... 59-39
Drake W ... 59-48
@Missouri St.L.... 51-52
(n)Indiana St.L.... 60-61
Coach – Greg McDermott

2003-04

(21-10, 12-6 MVC – T2nd)
Chicago St. W ... 83-59
ButlerL.... 54-56
@Iowa St.L.... 76-79
Louisiana Tech. W ... 75-72
FurmanL.... 55-64
#24 Iowa W ... 77-66
Minn.-Crookston.. W ... 80-58
@Illinois St. W ... 64-61
Siena W ... 82-70
Evansville W ... 80-67
@Wichita St.L.... 65-82
@Missouri St.L.... 60-62
#20 Creighton W ... 82-73
Drake W ... 76-56
@Evansville W ... 67-53
Bradley W ... 78-71
Illinois St.L.... 60-68
@Southern Illinois ..L.... 53-63
@CreightonL.... 47-58
Indiana St. W ... 68-64
Missouri St. W ... 64-59
@BradleyL.... 64-72
Wichita St. W ... 85-80
@UW-Green Bay .. W ... 82-75
@Drake W ... 84-79(ot)

@Indiana St. W ... 48-47
#15 Southern Illinois . W ... 68-52
(n) Illinois St. W ... 68-54
(n) Wichita St. W ... 64-56
(n) Missouri St. W 79-74 (2ot)
(n) #14 Georgia Tech L 60-65

2004-05

(21-11, 11-7 MVC – T3rd)
Wayne St. (Neb.) .. W ... 84-66
@Cincinnati.....L.70-76 (2ot)
Iowa St. W ... 99-82
@Loyola-Chicago.. W ... 80-73
@#17 IowaL.... 73-76
@UMKC W ... 81-58
UW-Green Bay W ... 76-65
Wagner W ... 86-56
Longwood W ... 84-63
(n) Valparaiso W ... 67-49
(n) Northwestern St. W .. 69-62
Illinois St. W ... 75-55
@EvansvilleL.... 73-92
@Indiana St. W ... 64-48
Missouri St. W ... 68-63
CreightonL.... 66-67
@Missouri St. W ... 62-53
@BradleyL.... 65-71
Wichita St.L.... 57-65
Indiana St. W ... 69-61
@DrakeL.... 72-81
Evansville W ... 79-61
Southern Illinois ... W ... 67-61
@CreightonL.... 82-83
@Illinois St. W ... 65-64
Drake W ... 61-60
Western Michigan. W ... 86-75
@Southern Illinois ..L.... 69-76
Bradley W ... 81-72
@Wichita St. W ... 67-66
(n)Missouri St.L.... 62-70
(n)#20 Wisconsin ..L.... 52-57
Coach – Greg McDermott

2005-06

(23-10, 11-7 MVC – T5th)
(n) Western Carolina W... 68-46
@Western Michigan W... 69-63
Upper Iowa W ... 72-47
@Iowa St.L.... 61-68
Loyola-Chicago.... W ... 72-56
#12 Iowa W ... 67-63(ot)
UMKC W ... 87-64
Florida A&M W ... 76-53
@LSU W ... 54-50
(n) Hawaii Pacific.. W ... 81-47
(n) Dayton W ... 74-67
@BradleyL.60-68(ot)
Evansville W ... 71-60
Illinois St. W ... 60-47
@Wichita St. W ... 75-61
@Missouri St. W ... 72-62
CreightonL.... 52-55
@Illinois St. W ... 67-62
Southern Illinois ... W ... 71-65(ot)

Drake W ... 91-72
@Evansville W ... 74-61
@Drake W ... 51-49
@CreightonL.... 55-63
Indiana St. W ... 83-56
Wichita St. W ... 68-56
Missouri St.L.... 63-66
@Indiana St.L.... 60-61
#24 Bucknell W 65-61(2ot)
BradleyL.... 49-71
@Southern Illinois ..L.... 45-46
(n) Missouri St. W ... 57-42
(n) Southern Illinois...L.46-55(ot)
(n) #23 Georgetown..L.... 49-54
Coach – Greg McDermott

2006-07

(18-13, 9-9 MVC – 5th)
(n) Nicholls St. W ... 68-63
(n) Pepperdine..... W ... 83-58
@#17 Washington.L.... 61-70
UW-Milwaukee W ... 69-58
South Dakota St.. W ... 69-56
Iowa St. W ... 70-57
@Bucknell W ... 57-48
@Iowa W ... 57-55
UMKC W ... 85-53
@LoyolaL.... 67-76
Wartburg W ... 83-61
Bradley W ... 76-65
@#16 Wichita St. W ... 63-59
Evansville W ... 64-61
Southern Illinois ... W ... 66-61
@Illinois St.L.64-67(ot)
CreightonL.... 54-62
@Missouri St. W ... 75-65
Indiana St. W ... 74-64
@Southern Illinois ..L.... 54-56
@DrakeL.... 61-74
Wichita St.L.... 61-67
@Evansville W ... 79-71
@Indiana St.L.... 46-59
DrakeL.... 59-67
Missouri St.L.... 58-62
@CreightonL.... 55-66
@#11 NevadaL.... 64-79
@Bradley W ... 79-70
Illinois St. W ... 71-66
(n) BradleyL.... 48-51
Coach – Ben Jacobson

2007-08

(18-14, 9-9 MVC – T5th)
Northern Illinois.... W ... 75-45
Cal Poly W ... 62-55
Massachusetts.... W ... 75-68
@UW-Milwaukee .. W ... 73-66
@South Dakota St.L.... 55-61
@Iowa St. W ... 61-48
Loyola-Chicago.... W ... 61-50
IowaL.... 55-62
Wartburg W ... 99-48
@UMKC W 64-60(ot)
NevadaL.... 52-55
@Bradley W ... 59-46
Evansville W ... 64-51
@Indiana St.L.... 56-74
@Illinois St.L.... 46-51
BradleyL.... 73-75
CreightonL.... 59-68
Missouri St. W ... 70-55
@Wichita St. W ... 65-58
@#22 DrakeL.... 54-58
Illinois St. W ... 69-61
Southern Illinois ... W ... 68-63
@CreightonL.... 50-74
@Missouri St.L.... 54-71
Wichita St. W 77-75(ot)
#14 DrakeL.... 55-65
@Southern Illinois ..L.... 47-67
Illinois-Chicago....L.... 58-70
Indiana St. W ... 73-58
@Evansville W ... 71-68
(n) Southern Illinois . W ... 54-49
(n) Illinois St.L.... 42-56
Coach – Ben Jacobson

2007-08

(18-14, 9-9 MVC – T5th)
Northern Illinois.... W ... 75-45
Cal Poly W ... 62-55
Massachusetts.... W ... 75-68
@UW-Milwaukee .. W ... 73-66
@South Dakota St.L.... 55-61
@Iowa St. W ... 61-48
Loyola-Chicago.... W ... 61-50
IowaL.... 55-62
Wartburg W ... 99-48
@UMKC W 64-60(ot)
NevadaL.... 52-55
@Bradley W ... 59-46
Evansville W ... 64-51
@Indiana St.L.... 56-74
@Illinois St.L.... 46-51
BradleyL.... 73-75
CreightonL.... 59-68
Missouri St. W ... 70-55
@Wichita St. W ... 65-58
@#22 DrakeL.... 54-58
Illinois St. W ... 69-61
Southern Illinois ... W ... 68-63
@CreightonL.... 50-74
@Missouri St.L.... 54-71
Wichita St. W 77-75(ot)
#14 DrakeL.... 55-65
@Southern Illinois ..L.... 47-67
Illinois-Chicago....L.... 58-70
Indiana St. W ... 73-58
@Evansville W ... 71-68
(n) Southern Illinois . W ... 54-49
(n) Illinois St.L.... 42-56
Coach – Ben Jacobson

2008-09

(23-11, 14-4 MVC – T1st)
Denver W ... 61-56
@Illinois-Chicago...L.... 77-84
Texas Southern W ... 74-67
Chicago St. W ... 81-70
(n) #15 Marquette .L.... 43-73
(n) Auburn W ... 67-61
Iowa St.L.... 66-71(ot)
North Dakota W ... 69-49
@IowaL.... 46-65
(n) WyomingL.... 65-74
South Dakota St.. W ... 72-55
Indiana St.L.... 84-85(2ot)
@Southern Illinois W ... 59-51
Wichita St. W ... 78-54
@Creighton W ... 69-66
Missouri St. W ... 78-64
@Evansville W ... 58-47
@Drake W ... 81-59
Bradley W ... 66-61
@Missouri St. W ... 78-69
Illinois St. W ... 59-55
@Indiana St. W ... 61-57
@Bradley W ... 61-58
CreightonL.... 71-77
Southern Illinois ... W ... 81-55
@Wichita St.L.... 61-69
DrakeL.... 46-47
@SienaL.... 75-81
@Illinois St. W 69-67(2ot)
Evansville W ... 69-62
(n) Indiana St. W ... 73-69
(n) Bradley W ... 76-62
(n) Illinois St. W 60-57(ot)
(n) PurdueL.... 56-61
Coach – Ben Jacobson

2009-10

(30-5, 15-3 MVC – 1st)
@Denver W ... 71-65
(n) DePaulL.... 52-60
(n) East Carolina... W ... 74-68
(n) Boston College W ... 81-69
Northern Illinois... W ... 52-45
@Iowa St. W ... 63-60
Iowa W ... 67-50
Siena W ... 82-65
at North Dakota ... W ... 64-41
Wyoming W ... 72-54
@Creighton W ... 60-52
Evansville W ... 65-46
Missouri St. W ... 84-76
@Southern Illinois W ... 61-49
@Illinois St. W ... 59-44
Bradley W ... 52-50
Indiana St. W ... 62-40
@Wichita St.L.... 51-60
@Indiana St. W ... 67-58
Drake W ... 67-51
@Missouri St. W ... 55-54
Wichita St. W ... 59-56
Southern Illinois ... W ... 55-52
@Drake W ... 57-48
@BradleyL.... 59-68
Creighton W ... 70-52
Old Dominion..... W ... 71-62
@EvansvilleL.... 54-55
Illinois St. W ... 61-55
(n) Drake W ... 55-40
(n) Bradley W ... 57-40
(n) Wichita St. W ... 67-52
(n) UNLV W ... 69-66
(n) #1 Kansas W ... 69-67
(n) #13 Michigan St. L.... 52-59
Coach – Ben Jacobson

2010-11

(20-14, 10-8 MVC – T4th)
 @#10 Syracuse.....L.... 46-68
 Coe W ... 84-45
 @MilwaukeeL.... 63-65
 North Dakota W ... 65-52
 Iowa St. W ... 60-54
 @TCU..... W ... 64-60
 @IowaL.... 39-51
 Morehead St. W ... 69-53
 South Carolina St. W ... 66-52
 SIU Edwardsville .. W ... 68-47
 (n) Indiana W ... 67-61
 (n) New Mexico.... W ... 66-60
 Missouri St.L.... 57-58
 @Southern Illinois .L.... 55-57
 Evansville W ... 65-53
 @Indiana St.....L.... 45-70
 Bradley W ... 83-77
 @Illinois St..... W ... 46-44
 Southern Illinois .. W ... 72-52
 @Wichita St. W ... 77-74
 Drake..... W ... 69-49
 Creighton W ... 71-66
 @Missouri St..... W ... 60-59
 Illinois St. W ... 53-51
 @Drake.....L.... 69-72
 @Evansville.....L.... 62-70
 Wichita St.L.... 55-73
 @Bradley W ... 80-70
 George MasonL.... 71-77
 Indiana St.....L.... 74-76
 @CreightonL.... 55-63
 (n) CreightonL.... 57-60
 Rider (CIT)..... W ... 84-50
 SMU (CIT).....L.... 50-57
 Coach – Ben Jacobson

2011-12

(20-14, 9-9 MVC – T3rd)
 @Old Dominion.... W ... 63-46
 @Saint Mary's.....L.... 41-57
 Northern Colorado W ... 78-69
 Western Carolina . W ... 59-39
 (n) Rice..... W ... 64-60
 (n) Providence.... W ... 79-62
 @Iowa St. W ... 69-62
 Colorado St. W ... 83-77
 Iowa W ... 80-60
 Milwaukee..... W ... 67-51
 Loras W ... 84-48
 OhioL.... 59-76
 @Illinois St.....L.... 61-65
 Evansville.....L.... 65-76
 Indiana St..... W ... 65-48
 @Drake..... W ... 83-68
 @CreightonL.... 60-63
 Missouri St..... W ... 61-60
 @BradleyL.... 67-78
 Wichita St.L.... 68-71
 Drake..... W ... 66-52
 @Indiana St.....L.... 54-59
 @Missouri St.....L.... 51-63
 Southern Illinois .. W ... 58-49
 #23 Creighton W ... 65-62
 @Wichita St.L.... 57-82
 Illinois St. W ... 78-63
 @Evansville.....L.... 62-63
 @VCUL.... 68-77
 Bradley W ... 64-55
 @Southern Illinois W ... 65-61
 (n) Illinois St.L.... 42-54
 @St. Joseph's (NIT) W ... 67-65
 @Drexel (NIT)L.... 63-65
 Coach – Ben Jacobson

2012-13

(21-15, 11-7 MVC – 3rd)
 Wartburg W .. 103-50
 Toledo W 84-81(OT)
 North Dakota W ... 72-47
 (n) #2 Louisville....L.... 46-51
 (n) StanfordL.... 50-66
 (n) #19 Memphis...L.... 47-52
 Milwaukee..... W ... 72-61
 Northern Colorado W ... 76-59
 @George Mason .. W 82-77(OT)
 (n) IowaL.... 73-80
 @#21 UNLVL.... 59-73
 Saint Mary's..... W ... 82-75
 @Wichita St.L.... 41-66
 Indiana St.....L.... 61-65
 @Illinois St..... W ... 70-60
 EvansvilleL.... 59-62
 Bradley W ... 84-53
 @#12 Creighton ..L.... 68-79
 Drake..... W ... 85-55
 Southern Illinois .. W ... 58-45
 @Indiana St.....L.... 58-59
 @Evansville.....L 51-54(OT)
 #15 Wichita St. ... W ... 57-52
 Missouri St. W ... 48-37
 @Bradley W ... 68-65
 Creighton W ... 61-54
 @Drake W ... 71-64
 @Missouri St..... W ... 69-63
 DenverL.... 57-63
 @Southern Illinois .L.... 57-63
 Illinois St. W ... 80-72
 (n) Illinois St.L.... 65-73
 North Dakota (CIT)W ... 77-66
 UIC (CIT)..... W ... 63-51
 Bradley (CIT)..... W ... 90-77
 Weber St. (CIT).....L.... 56-59
 Coach – Ben Jacobson

2013-14

(16-15, 10-8 MVC – 3rd)
 @OhioL.... 64-75
 Coe W ... 86-52
 @George Mason ...L.... 70-76
 (n)Loyola Marymount W ... 90-81
 (n)MarylandL.... 66-80
 (n)La Salle W ... 65-50
 @MilwaukeeL.... 72-83
 (n) #17 Iowa St.....L82-91(OT)
 Savannah St..... W ... 55-50
 VCU W ... 77-68
 at Virginia.....L.... 43-57
 Iona W ... 90-78
 Bradley W ... 80-46
 @#8 Wichita St. ...L.... 53-67
 @Evansville..... W ... 80-53
 Drake..... W ... 76-66
 @Southern Illinois .L.... 66-68
 Missouri St. W ... 94-89
 @BradleyL.... 65-69
 @Loyola.....L87-93(OT)
 Evansville..... W ... 95-81
 Indiana St.....L.... 81-87
 @Illinois St.....L.... 65-76
 #4 Wichita St.L.... 73-82
 Loyola W ... 80-58
 @Missouri St. W ... 60-58
 @Drake.....L.... 67-70
 Illinois St. W ... 72-59
 Southern Illinois .. W ... 73-54
 at Indiana St..... W ... 71-69
 (n)Southern Illinois.L.... 58-63
 Coach – Ben Jacobson

2014-15

(31-4, 16-2 MVC – 2nd)
 North Dakota W ... 64-52
 @Stephen F. Austin . W79-77(ot)
 Morgan State..... W ... 73-53
 North Florida..... W ... 66-49
 (n) Virginia Tech .. W ... 73-54
 (n) Northwestern .. W ... 61-42
 Richmond..... W ... 55-50
 George Mason W71-65 (ot)
 @Denver W ... 65-55
 @VCUL.... 87-93(2ot)
 (n) Iowa W ... 56-44
 South Dakota St... W ... 74-63
 @EvansvilleL.... 49-52
 Loyola..... W ... 67-58
 Southern Illinois .. W ... 55-39
 @Drake..... W ... 64-40
 @Bradley W ... 63-52
 Missouri St. W ... 60-46
 Indiana St. W ... 66-60
 @Illinois St..... W ... 54-53
 @Southern Illinois W ... 59-52
 #12 Wichita St. ... W ... 70-54
 @Indiana St..... W ... 61-51
 Drake..... W ... 69-53
 Illinois St. W ... 83-64
 @Missouri St..... W ... 68-57
 @Loyola W ... 58-39
 Bradley W ... 56-39
 Evansville W ... 68-57
 @#11 Wichita St. .L.... 60-74
 (n) Bradley..... W ... 71-46
 (n) Loyola W ... 63-49
 (n) Illinois St. W ... 69-60
 (n) Wyoming W ... 71-54
 (n) #17 Louisville...L.... 53-66
 Coach – Ben Jacobson

2015-16

(23-13, 11-7 MVC – 4th)
 Colorado StateL.... 84-78
 Stephen F. Austin . W ... 70-60
 #1 North Carolina. W ... 71-67
 Dubuque W ... 83-63
 @ North Dakota ... W ... 97-51
 North Texas W ... 93-70
 @ Richmond.....L.... 82-67
 @ George Mason . W ... 73-65
 @ New MexicoL.... 76-57
 (n) #5 Iowa State . W ... 81-79
 @ HawaiiL.... 68-52
 (n) Washington St. W ... 63-59
 (n) BYUL.... 84-76
 Bradley W ... 80-44
 @Southern Illinois .L.... 75-73
 @Missouri State...L.... 59-58
 Drake..... W ... 77-44
 @Indiana StateL.... 74-60
 Loyola.....L.... 51-41
 Wichita State.....L.... 74-55
 @Illinois State.....L.... 76-67
 @Bradley W ... 68-50
 Southern Illinois .. W ... 67-58
 Evansville W ... 57-54
 @ Drake..... W ... 82-66
 Missouri State..... W ... 83-69
 @ Wichita State... W ... 53-50
 @ Loyola.....L.... 59-56
 Illinois State..... W ... 75-66
 Indiana State W ... 66-44
 @Evansville W ... 54-52
 (n) Southern Ill. W ... 66-60
 (n) #25 Wichita St.W57-52 (ot)
 (n) Evansville W ... 56-54
 (n) Texas W ... 75-72
 (n) #15 Texas A&M.L....92-88
 (2ot)

Coach – Ben

Jacobson2016-17
 (14-16, 9-9 MVC – T3rd)
 Coe W ... 74-37
 (n) Arizona State .. W ... 82-63
 (n) Oklahoma W73-67 (ot)
 (n) #11 XavierL.... 67-59
 @#9 XavierL.... 64-42
 George MasonL.... 54-50
 @Wyoming.....L.... 81-73
 South Dakota St... W ... 86-58
 North Dakota W ... 78-70
 (n) IowaL.... 69-46
 @#8 North Carolina.L.... 85-42
 Missouri State.....L.... 68-64
 @EvansvilleL.... 70-58
 @Loyola.....L.... 77-66
 Wichita StateL.... 80-66
 @BradleyL.... 72-61
 Drake..... W ... 79-60
 Loyola W72-69 (2ot)
 @Southern Illinois .W ... 58-57
 Evansville W ... 61-54
 @Drake W ... 71-63
 @Illinois State.....L.... 57-51
 Indiana State W ... 65-60
 Southern Illinois .. W ... 49-41
 @Missouri State... W ... 55-52
 Bradley W ... 64-61
 @Wichita State.....L.... 73-44
 @Indiana StateL.... 69-59
 Illinois State.....L.... 63-42
 (n) Missouri State..L.... 70-64
 Coach – Ben Jacobson

2017-18

(16-16, 7-11 MVC – 9th)
 @North Carolina.....L....69-86
 Alcorn State.....W...73-45
 Wartburg.....W...72-43
 Chicago State.....W...82-44
 (n)SMU.....W...61-58
 (n)N.Carolina St.....W...64-60
 (n)Villanova.....L....50-64
 UNLV W...77-68
 UT Arlington..... W...62-58
 Dubuque.....W...80-47
 (n)Iowa State.....L....65-76
 Xavier.....L....66-77
 Southern Illinois.....L....53-56
 @Bradley.....L....53-72
 @Missouri St.....L....55-62
 Loyola.....L....50-65
 @Indiana St.....L....67-69
 Valparaiso.....W...81-76
 Drake.....W...68-54
 @Southern Illinois...L....53-64
 Illinois State.....W...83-72
 @Loyola.....L....47-70
 @Evansville.....L....49-57
 Indiana State.....L....66-77
 Bradley.....W...74-65
 @Drake.....L....64-71
 Evansville.....W...47-41
 @Illinois State.....L....75-79
 @Valparaiso.....W...68-63
 Missouri State.....W...71-56
 (n)Evansville.....W...60-50
 (n)Loyola.....L....50-54
 Coach - Ben Jacobson



Opponent	G	W	L	First Game	Opponent	G	W	L	First Game	Opponent	G	W	L	First Game
Abilene Christian	1	1	0	1982-83	Iowa	44	10	34	1907-08	St. Francis (Pa.)	1	0	1	1982-83
Akron	4	3	1	1978-79	Iowa St.	50	13	37	1916-17	St. John's	1	1	0	1948-49
Alabama	3	1	2	1980-81	Iowa Wesleyan	11	7	4	1919-20	St. Joseph's	2	2	0	1913-14
Alcorn	1	1	0	2017-18	Ithaca	1	1	0	1948-49	St. Joseph's (Pa.)	1	1	0	2011-12
American (P.R.)	2	1	1	1990-91	Jackson St.	2	2	0	1988-89	St. Louis	5	2	3	1978-79
Arkansas St.	7	3	4	1979-80	Kansas	2	1	1	1973-74	St. Mary's	2	1	1	2011-12
Armstrong St.	1	0	1	1978-79	Kansas Normal	4	1	3	1907-08	St. Olaf	2	2	0	1948-49
Auburn	1	1	0	2008-09	Kansas St.	8	1	7	1948-49	St. Thomas	8	2	6	1940-41
Augustana (Ill.)	4	1	3	1976-77	La Salle	1	1	0	2013-14	Siena	4	2	2	2002-03
Augustana (S.D.)	76	52	24	1942-43	Long Island	2	2	0	1993-94	Simpson	26	21	5	1919-20
Aurora College	1	1	0	1984-85	Longwood	1	1	0	2004-05	SIU Edwardsville	1	1	0	2010-11
Austin Peay	1	1	0	1983-84	Loras	28	15	13	1942-43	South Carolina St.	3	3	0	1985-86
Ball St.	1	0	1	1972-73	Louisiana St.	2	2	0	1987-88	Southeast Missouri St.	1	1	0	1963-64
Beloit	2	1	1	1914-15	Louisiana Tech	2	2	0	2003-04	South Dakota	77	35	42	1935-36
Bemidji St.	5	3	2	1962-63	Louisville	2	0	2	2012-13	South Dakota St.	83	38	45	1935-36
Bethune-Cookman	1	1	0	1995-96	Loyola-Chicago	17	10	7	1994-95	Southeastern Louisiana	1	1	0	1979-80
Biscayne	1	0	1	1978-79	Loyola Marymount	1	1	0	2013-14	Southern California	1	0	1	1994-95
Boston College	1	1	0	2009-10	Luther	31	18	13	1921-22	Southern Illinois	64	30	34	1964-65
Bowling Green St.	2	1	1	1998-99	Macalester	7	5	2	1958-59	Southern Methodist	3	1	2	1988-89
Bradley	61	31	30	1970-71	MacMurray	2	2	0	1962-63	Southern Mississippi	2	0	2	1997-98
Brandon	1	1	0	1984-85	Manhattanville	1	1	0	1978-79	Southern Utah	2	1	1	1995-96
Briar Cliff	2	1	1	1973-74	Marquette	1	0	1	2008-09	Southwest Louisiana	4	4	0	1939-40
Bucknell	3	2	1	1990-91	Maryland	1	0	1	2013-14	Stanford	1	0	1	2012-13
Buffalo	1	0	1	1992-93	Maryland-Baltimore County	1	1	0	1986-87	Stephen F. Austin	4	4	0	1988-89
Buena Vista	5	5	0	1920-21	Massachusetts	1	1	0	2007-08	Stetson	1	0	1	1952-53
Butler	2	0	2	2001-02	Memphis	1	0	1	2012-13	Syracuse	1	0	1	2010-11
BYU	1	0	1	2015-16	Miami (Fla.)	1	0	1	1998-99	TCU	1	1	0	2010-11
UC-Santa Barbara	1	0	1	1986-87	Michigan St.	1	0	1	2009-10	Tennessee St.	3	3	0	1997-98
Cal Poly	1	1	0	2007-08	Minnesota	1	0	1	1999-90	Texas	1	1	0	2015-16
Cal St. Fullerton	2	1	1	1992-93	Minnesota-Crookston	1	1	0	2003-04	Texas-Arlington	1	1	0	2017-18
Carleton	7	2	5	1931-32	Minnesota-Duluth	2	2	0	1971-72	Texas A&M	2	1	1	1996-97
Centenary	1	0	1	1979-80	Minnesota St., Mankato	43	26	17	1947-48	Texas-El Paso	2	0	2	1991-92
Central Florida	2	2	0	1995-96	Missouri	4	1	3	1982-83	Texas-Pan American	3	2	1	1999-00
Central (Iowa)	13	9	4	1914-15	Missouri St.	76	34	42	1982-83	Texas Southern	1	1	0	2008-09
Central Michigan	2	0	2	1984-85	UMKC	8	7	1	1996-97	Texas Wesleyan	1	1	0	1988-89
Central Missouri	8	4	4	1967-68	Missouri-St. Louis	2	2	0	1977-78	Toledo	1	1	0	2012-13
Central (Ohio)	1	1	0	1972-73	Missouri Western	2	2	0	1980-81	Tulsa	11	3	8	1991-92
Cincinnati	1	0	1	2004-05	Montana	4	2	2	1968-69	UNLV	3	2	1	2009-10
Chicago	1	1	0	1984-85	Montana St.	2	1	1	1945-46	Upper Iowa	29	23	7	1913-14
Chicago St.	9	8	1	1981-82	Morehead St.	1	1	0	2010-11	U.S. Air Force	1	1	0	1999-00
Chicago Teachers	4	3	1	1940-41	Morgan St.	1	1	0	2014-15	U.S. International	1	1	0	1981-82
Clemson	1	0	1	1991-92	Morningside	93	57	36	1920-21	Utah	1	0	1	2002-03
Cleveland St.	19	7	12	1983-84	Nebraska	14	1	13	1948-49	Valparaiso	26	24	2	1979-80
Coe	37	19	18	1906-07	Nebraska-Omaha	26	16	10	1934-35	VCU	3	1	2	2011-12
Colorado St.	2	1	1	2011-12	Nebraska-Wesleyan	1	0	1	1961-62	Villanova	1	0	1	2017-18
Columbia	33	10	23	1909-10	Nevada	4	2	2	1989-90	Virginia	1	0	1	2013-14
Concordia (Neb.)	1	1	0	1986-87	New Mexico	2	1	1	2010-11	Virginia Tech	1	1	0	2014-15
Coppin St.	1	1	0	1986-87	New Orleans	3	0	3	1979-80	Wagner	1	1	0	2004-05
Cornell (Iowa)	35	13	22	1909-10	Niagara	1	1	0	1994-95	Wartburg	26	18	8	1951-52
Cornell University	1	1	0	1981-82	Nicholls St.	1	1	0	2006-07	Washburn	1	0	1	1957-58
Creighton	47	17	30	1917-18	North Carolina A&T	1	0	1	1963-64	Washington	1	0	1	2006-07
Culver Stockton	1	1	0	1967-68	UNC-Wilmington	4	0	4	1980-81	Washington (Mo.)	3	2	1	1937-38
Dayton	3	2	1	1987-88	North Carolina	2	1	1	2015-16	Washington St.	1	1	0	2015-16
Denver	4	3	1	2008-09	North Carolina St.	1	1	0	2018-19	Wayne St. (Neb.)	9	7	2	1940-41
DePaul	2	0	2	1985-86	North Central	2	0	2	1951-52	Weber St.	1	0	1	2012-13
Detroit	3	0	3	1939-40	North Dakota	85	37	48	1935-36	Western Carolina	2	2	0	2005-06
Detroit Tech	1	1	0	1957-58	North Dakota St.	75	46	29	1935-36	Western Illinois	58	29	29	1938-39
Drake	72	46	26	1907-08	North Florida	1	1	0	2014-15	Western Kentucky	3	0	3	1980-81
Drexel	1	0	1	2011-12	North Texas	1	1	0	2015-16	Western Michigan	8	3	5	1946-47
Dubuque	20	12	8	1914-15	Northeast Missouri	7	3	4	1935-36	Westmar	3	3	0	1968-69
East Carolina	1	1	0	2009-10	Northern Colorado	2	2	0	2011-12	Wichita St.	54	29	25	1977-78
Eastern Illinois	33	13	20	1971-72	Northern Illinois	21	13	8	1945-46	William & Mary	1	1	0	2001-02
Eastern Kentucky	4	3	1	1980-81	Northern Michigan	4	1	3	1978-79	William Penn	28	24	4	1919-20
Elmhurst	2	2	0	1978-79	Northern St.	1	0	1	1972-73	Winona St.	16	14	2	1955-56
Emporia St.	2	0	2	1946-47	Northwest Missouri St.	3	3	0	1956-57	Wisconsin	5	1	4	1981-82
Evansville	54	28	26	1963-64	Northwestern	1	1	0	2014-15	Wisconsin-Green Bay	31	13	18	1978-79
Fresno St.	1	1	0	1949-50	Northwestern St.	1	1	0	2004-05	Wisconsin-LaCrosse	5	2	3	1949-50
Florida A&M	1	1	0	2005-06	Notre Dame	2	0	2	1981-82	Wisconsin-Milwaukee	9	5	4	1941-42
Florida International	2	2	0	1986-87	Ohio	2	0	2	2011-12	Wisconsin-Oshkosh	1	1	0	1990-91
Florida Southern	1	1	0	1978-79	Oklahoma St.	1	1	0	1931-32	Wisconsin-Platteville	2	1	1	1978-79
Furman	1	0	1	2003-04	Old Dominion	3	2	1	1990-91	Wisconsin-River Falls	3	2	1	1948-49
Georgetown	2	0	2	1989-90	Oral Roberts	2	1	1	1996-97	Wisconsin-Stevens Point	1	0	1	1973-74
Georgia	1	0	1	1983-84	Pan American	6	3	3	1980-81	Wright St.	2	2	0	1998-99
Georgia Tech	1	0	1	2004-05	Parsons	25	18	7	1912-13	Wyoming	5	2	3	1990-91
George Mason	5	3	2	2010-11	Pepperdine	3	1	2	1945-46	Xavier	3	0	3	2016-17
George Williams	1	1	0	1983-84	Prairie View A&M	1	1	0	1985-86	Youngstown St.	11	4	7	1976-77
Gonzaga	1	1	0	1987-88	Providence	1	1	0	2011-12	Others	55	37	18	
Grinnell	30	12	18	1907-08	Purdue	1	0	1	2008-09					
Gustavus Adolphus	4	2	2	1947-48	Rice	1	1	0	2011-12					
Hamilton	2	2	0	1923-24	Richmond	2	1	1	2014-15					
Hamline	9	4	5	1931-32	Rider	1	1	0	2010-11					
Hastings	2	0	2	1950-51	Rockford College	1	1	0	1985-86					
Hawai'i	2	0	2	1982-83	Samford	1	0	1	2000-01					
Hawai'i-Pacific	1	1	0	2005-06	Sam Houston St.	2	2	0	1989-90					
Howard	1	0	1	1984-85	San Diego	1	0	1	1985-86					
Illinois-Benedictine	1	1	0	1984-85	San Diego St.	2	1	1	1986-87					
Illinois-Chicago	22	11	11	1982-83	San Jose St.	1	0	1	1947-48					
Illinois St.	74	34	40	1959-60	Savannah St.	1	1	0	2013-14					
Indiana	1	1	0	2010-11	St. Ambrose	8	8	0	1945-46					
Indiana St.	54	25	29	1991-92	St. Bonaventure	2	0	2	1992-93					
Iona	2	1	1	1916-17	St. Francis	2	1	1	1979-80					

Bemidji State (UNI Leads 3-2)	2015-16	77-44	W	(n)42-56	L	2007-08	61-50	W	1965-66	55-86	L	1965-66	43-68	L
1962-63	81-70	W	@82-66	W	2008-09	59-55	W	2013-14	@87-93 OT	L	1966-67	@58-93	L	
1966-67	84-67	W	2016-17	79-60	W	@69-67 2OT	W	2014-15	80-58	W	1968-69	55-73	L	
1970-71	65-69	L	@71-63	W	2009-10	(n)60-57 OT	W	2014-15	67-58	W	1970-71	@81-107	L	
1972-73	68-69	L	2017-18	68-54	W	@59-44	W	2014-15	@58-39	W	1991-92	80-69	W	
1982-83	102-64	W	64-71	L	2010-11	61-55	W	2015-16	(n)63-49	W	1967-68	69-90	L	
Bradley (UNI leads 31-30)	Dubuque (UNI leads 12-8)													
1970-71	@71-117	L	1914-15	15-17	L	2011-12	61-65	L	2016-17	41-51	L	1992-93	@61-70	L
1991-92	@53-70	L	1915-16	19-29	L	2011-12	78-63	W	2016-17	55-59	W	1995-96	54-51	L
1992-93	52-54	L	1916-17	15-13	W	2012-13	(n)42-54	L	2017-18	50-56	L	1993-94	@68-89	L
1992-93	81-76	W	1916-17	17-28	L	2012-13	@70-60	W	2017-18	@47-70	L	1994-95	65-66	L
1993-94	@46-72	L	1917-18	20-24	L	2012-13	80-72	W	2017-18	59-65	W	1995-96	@66-64	L
1993-94	92-72	W	1917-18	40-17	W	2013-14	(n)65-73	L	Missouri St. (MSU leads 44-32)	85-72	L	1996-97	66-71	L
1994-95	@54-68	L	1919-20	17-13	W	2013-14	@65-76	L	1983-84	@53-72	L	1970-71	82-85	L
1994-95	(n)63-84	L	1919-20	18-36	L	2014-15	72-59	W	1983-84	66-60	W	1971-72	77-93	L
1995-96	@69-94	L	1920-21	11-47	L	2014-15	@54-53	W	1983-84	@45-62	L	1971-72	91-74	W
1995-96	51-60	L	1920-21	18-35	L	2015-16	83-64	W	1984-85	59-51	W	1971-72	61-75	L
1996-97	@71-73	L	1924-25	20-34	L	2015-16	(n)69-60	W	1984-85	@62-57	W	1972-73	61-76	L
1996-97	61-67	L	1924-25	26-24	W	2016-17	@67-76	L	1985-86	54-62	L	1972-73	63-68	L
1997-98	@61-77	L	1928-29	38-25	W	2016-17	75-66	W	1985-86	65-73	L	1973-74	62-74	L
1997-98	64-49	W	1929-30	33-21	W	2017-18	@51-57	L	1986-87	@69-76	L	1973-74	54-57	L
1998-99	@66-78	L	1930-31	43-13	W	2017-18	42-63	W	1988-88	72-80	L	1974-75	56-65	L
1998-99	@57-61	L	1930-31	47-13	W	2017-18	82-72	W	1988-88	@52-75	L	1974-75	61-75	L
1999-00	73-76 OT	L	1930-31	23-16	W	2017-18	@75-79	L	1988-88	@67-75	L	1974-75	53-78	L
1999-00	50-46	W	1975-76	88-72	W	Indiana St. (INS leads 30-26)			1988-89	78-93	L	2001-02	@58-83	L
2000-01	@39-80	L	2015-16	83-63	W	1991-92	54-65	L	1988-89	@78-93	L	2001-02	69-64	W
2000-01	71-84	L	2017-18	80-47	W	1991-92	@50-55	L	1989-90	91-81	W	1975-76	69-88	L
2001-02	(n)56-59	L	Evansville (UNI leads 28-26)			1992-93	59-69	L	1989-90	72-82	L	1976-77	77-98	L
2001-02	@67-61	W	1963-64	@67-82	L	1993-94	59-52	W	1989-90	@86-94 2OT	L	1976-77	62-65	L
2002-03	87-61	W	1985-86	@65-71	L	1993-94	84-71	W	1990-91	63-61	W	1977-78	62-66	L
2002-03	@56-71	L	1987-88	73-88	L	1994-95	@73-82	L	1990-91	66-61	W	1977-78	51-58	L
2003-04	84-80	W	1994-95	@50-73	L	1994-95	@64-81	W	1991-92	@48-73	L	2008-09	60-71	L
2003-04	78-71	W	1995-96	@64-77	L	1995-96	77-76	W	1992-93	@49-72	L	2009-10	69-49	W
2004-05	@64-72	L	1996-97	91-82	W	1995-96	@67-78	L	1992-93	54-53	W	2010-11	65-52	W
2004-05	@65-71	L	1996-97	@54-57	L	1996-97	87-72	W	1993-94	@70-58	W	2012-13	72-47	W
2005-06	@60-68 OT	L	1997-98	(n)73-65	W	1996-97	@77-91	L	1994-95	86-76	W	2012-13	77-66	W
2006-07	76-65	W	1997-98	@65-71	W	1997-98	75-66	W	1994-95	@62-65	L	2014-15	64-52	W
2006-07	@79-70	W	1998-99	78-71	W	1997-98	@66-76 OT	L	1995-96	75-80	W	2015-16	@97-51	W
2007-08	(n)48-51	L	1998-99	@84-96	L	1998-99	67-72	L	1995-96	@87-95	L	2016-17	78-70	W
2007-08	@58-46	L	1999-00	66-74	L	1999-00	@58-71	L	1996-97	64-67 OT	L	2008-09	Old Dominion (UNI Leads 2-1)	
2008-09	66-61	W	2000-01	71-74	L	1999-00	67-72	L	1997-98	70-80	L	1990-91	(n)61-63	L
2008-09	@61-58	L	2000-01	@58-67	L	2000-01	@55-66	L	1997-98	59-61	L	2009-10	70-62	W
2009-10	(n)76-62	L	2001-02	@77-83	L	2001-02	@57-69	L	1998-99	66-81	L	2011-12	63-46	W
2009-10	52-50	W	2001-02	@77-83	L	2001-02	67-70	L	1998-99	66-81	L	2010-11	63-46	W
2010-11	83-77	W	2002-03	(n)78-75	W	2002-03	65-71	W	1999-00	@73-83	L	2011-12	58-49	W
2011-12	@80-70	W	2002-03	63-61	W	2003-04	(n)61-60	L	2000-01	53-64	L	2012-13	@65-61	W
2011-12	@67-78	L	2003-04	80-67	W	2003-04	68-64	W	2001-02	@67-76	L	2013-14	@66-68	L
2012-13	84-53	W	2004-05	@67-53	W	2004-05	@48-47	W	2001-02	78-80	L	2013-14	73-54	W
2012-13	@68-65	W	2005-06	@73-92	L	2004-05	@64-48	W	2002-03	66-68	L	2014-15	55-39	L
2013-14	80-46	W	2005-06	79-61	W	2005-06	69-61	W	2003-04	@51-52	L	2015-16	@59-52	L
2014-15	@63-52	L	2006-07	71-60	W	2006-07	@60-61	L	2003-04	@60-62	L	2016-17	@73-75	L
2015-16	56-39	W	2006-07	64-61	W	2006-07	74-64	W	2004-05	(n)79-74 2OT	W	2016-17	(n)66-60	W
2015-16	(n)71-46	W	2007-08	@65-69	L	2007-08	@79-71	W	2004-05	68-63	L	2016-17	@58-57	W
2016-17	@61-72	L	2007-08	64-51	W	2007-08	@56-74	L	2005-06	@62-53	L	2017-18	49-41	L
2017-18	@53-72	L	2008-09	@71-68	W	2008-09	73-58	W	2005-06	(n)62-70	L	2017-18	53-56	L
Drake (UNI leads 46-26)	Illinois St. (ISU leads 42-34)													
1907-08	53-27	W	1899-00	4-12	L	1905-06	@9-51	L	2005-06	@72-62	L	1947-48	69-42	W
1913-14	@12-24	L	1900-01	@74-87	L	1906-07	@16-73	L	2006-07	63-66	L	1948-49	47-35	W
1914-15	@17-21	L	1901-02	95-76	W	1908-09	@12-42	L	2006-07	(n)57-42	W	1948-49	47-35	W
1945-46	@33-36	L	1905-06	@66-102	L	1908-09	9-49	L	2006-07	63-66	L	1948-49	47-35	W
1947-48	49-58	L	1906-07	@61-74	L	1909-10	11-34	L	2006-07	(n)57-42	W	1948-49	47-35	W
1981-82	@58-62	L	1907-08	76-82	L	1910-11	17-43	L	2006-07	@75-65	W	1948-49	47-35	W
1982-83	@65-73	L	1907-08	@56-77	L	1911-12	@8-28	L	2006-07	58-62	L	1948-49	47-35	W
1983-84	67-55	W	1908-09	63-65	L	1912-13	@16-21	L	2006-07	58-62	L	1948-49	47-35	W
1986-87	@52-86	L	1909-10	@44-64	L	1913-14	@20-24	L	2006-07	58-62	L	1948-49	47-35	W
1987-88	@77-88	L	1911-12	@39-62	L	1913-14	21-15	L	2006-07	58-62	L	1948-49	47-35	W
1988-89	87-72	W	1912-13	@46-64	L	1913-14	@20-21	L	2006-07	58-62	L	1948-49	47-35	W
1989-90	71-63 OT	W	1913-14	@39-62	L	1914-15	@14-44	L	2006-07	58-62	L	1948-49	47-35	W
1990-91	83-67	W	1914-15	66-73	L	1915-16	@15-33	L	2006-07	58-62	L	1948-49	47-35	W
1991-92	@56-51	L	1915-16	60-66	L	1916-17	@15-33	L	2006-07	58-62	L	1948-49	47-35	W
1992-93	59-69	W	1916-17	@46-67	L	1917-18	@46-78	L	2006-07	58-62	L	1948-49	47-35	W
1993-94	@64-62	L	1917-18	65-54	W	1918-19	@52-86	L	2006-07	58-62	L	1948-49	47-35	W
1993-94	(n)59-63	L	1918-19	60-66	L	1918-19	@53-84	L	2006-07	58-62	L	1948-49	47-35	W
1994-95	71-54	W	1919-20	@46-67	L	1919-20	60-66	L	2006-07	58-62	L	1948-49	47-35	W
1994-95	@102-79	W	1920-21	66-73	L	1920-21	60-66	L	2006-07	58-62	L	1948-49	47-35	W
1994-95	(n)67-78	L	1921-22	66-73	L	1921-22	60-66	L	2006-07	58-62	L	1948-49	47-35	W
1995-96	@71-82	L	1922-23	66-73	L	1922-23	60-66	L	2006-07	58-62	L	1948-49	47-35	W
1995-96	82-76	W	1923-24	@39-62	L	1923-24	60-66	L	2006-07	58-62	L	1948-		