

2008

2008 University of Northern Iowa Panther Baseball Media Guide

University of Northern Iowa

Let us know how access to this document benefits you

Copyright ©2008 Athletics, University of Northern Iowa

Follow this and additional works at: <https://scholarworks.uni.edu/amg>



Part of the [Higher Education Commons](#)

Recommended Citation

University of Northern Iowa, "2008 University of Northern Iowa Panther Baseball Media Guide" (2008).
Athletics Media Guides. 351.

<https://scholarworks.uni.edu/amg/351>

This Book is brought to you for free and open access by the Athletics at UNI ScholarWorks. It has been accepted for inclusion in Athletics Media Guides by an authorized administrator of UNI ScholarWorks. For more information, please contact scholarworks@uni.edu.

Offensive Materials Statement: Materials located in UNI ScholarWorks come from a broad range of sources and time periods. Some of these materials may contain offensive stereotypes, ideas, visuals, or language.



2008 **UNIVERSITY OF NORTHERN IOWA**

PANTHER BASEBALL

MEDIA GUIDE



CONTENTS

General Information	1
THE UNIVERSITY	
About UNI.....	4
UNI Admin/ President/ Cabinet.....	5
Athletics Director	6
Academics.....	7
Covering the Panthers.....	8-9
Strength and conditioning.....	10
Sports Medicine.....	11
UNI Collage/ Fight Song	12
2008 PANTHER BASEBALL	
Alphabetical Roster.....	14
Numerical Roster	15
Head Coach Rick Heller.....	16
Assistant Coaches.....	18
Preview.....	19-20
Meet the Panthers	21-34
REVIEW AND RECORDS	
Year in Review	36
Game-by-game.....	37
Overall Stats.....	38
MVC Review.....	39
Players of the Year	40
Division-I Yearly Stats	41
Career Records.....	42-43
Single-Season Records	44
Single Game Records.....	45
Honors	46
Coaches' Records.....	47
Panthers in the Pros	48-49
Year-by-year Leaders	50-51
Miscellaneous Stats	51
All-Time Results.....	52-59
2001 Team.....	60
2008 OPPONENTS	
Opponents	62-64
All-Time Series Records.....	65
Missouri Valley Conference.....	66
Diamond Backers	68

THE UNIVERSITY OF NORTHERN IOWA

Location.....	Cedar Falls, Iowa
Founded.....	1876
Enrollment.....	12,609
Nickname	Panthers
School Colors	Purple and Old Gold
Mascot	T.C. The Cat
President	Dr. Benjamin Allen
Interim Athletic Director	Mark Farley
Conference.....	Missouri Valley Conference
Affiliation.....	NCAA Division I

WATERLOO RIVERFRONT STADIUM

Capacity.....	4,277
Surface.....	Grass
Dimension	L-335, LC-360, C-380, RC-360, R-335
Press Box Phone.....	(319) 232-5633

BASEBALL HISTORY

First Year of Baseball	1893
Overall All-Time Record	1,197-1,254-11
No. yrs. in CWS/last	None
Yrs. in NCAA Regionals/last	1/2001
Last post-season opponent.....	Missouri State
Result	Lost 11-6 in 2003 MVC Tourney

TEAM INFORMATION

2007 Record	23-28
Conference Record/Finish.....	8-16/T-6th
Final Ranking Poll.....	None
Starters Returning/Lost.....	7/1
Starting Pitchers Returning/Lost.....	3/1
Letterwinners Returning/Lost.....	16/9

COACHING STAFF

Head Coach	Rick Heller (Upper Iowa, 1986)
Record at UNI (Yrs.).....	217-224-1 (8)
Overall Career Record (Yrs.).....	508-422-4 (20)
Baseball Office Phone.....	(319) 273-6323
Best Time to Reach Coach	Call SID
Assistant Coaches.....	Coch/Duties
	Scott Brickman/Pitching
	Marty Sutherland/Outfielders & Recruiting
	Brock Sabers/Catchers
Athletic Trainer.....	Scott Cole

ATHLETICS MEDIA RELATIONS

Baseball SID.....	Kara Moran
Office Phone.....	(319) 273-5455
Cell Phone	(319) 415-0991
Email.....	kara.moran@uni.edu
Assistant Athletic Director/Media Relations	Josh Lehman
Office Phone	(319) 273-3642
Sports Information Fax.....	(319) 273-3602
Athletics Department Phone.....	(319) 273-2470
Ticket Office Phone.....	(319) 273-4TIX
Athletics Website	http://www.unipanthers.com
Mailing Address.....	UNI-Dome NW Upper Cedar Falls, Iowa 50613-0314

CREDITS

The 2008 UNI Baseball Media Guide was written and edited by Assistant Athletics Media Relations Director Kara Moran. Designed by Joshua Schneiderman, University Marketing and Public Relations. Photos by University Marketing and Public Relations, University Archives and Ramona Bradley. Printed by Pioneer Graphics.

Front Cover (from front): Brett Featherston, Taylor Sinclair

Back Cover (from top): Travis Hendrix, Tim Flattery, Dane Embury, Eddie Almonte, Guido Fonseca

Inside Front (from top left): Gabe Schultz, Brett Douglas, Deric Manrique, Nick Kirk

Inside Back (from left): Zach Zirbel, Brandon Douglas

EQUITY STATEMENT

The University of Northern Iowa is an equal opportunity educator and employer with a comprehensive plan for affirmative action.



UNI ATHLETICS

UNI ATHLETICS

The University of Northern Iowa strives for success. Panthers push to excel not only on their athletic fields, but in the classroom, as well. The UNI athletic department sponsors 18 intercollegiate sports, eight men's programs and 10 women's programs.

UNI fields teams in baseball, basketball, cross country, football, golf, track and field and wrestling on the men's side, while supporting basketball, cross country, track and field, soccer, softball, swimming and volleyball for women.

All programs are members of division I, with football competing at the FCS level. Sixteen of UNI's sports belong to the Missouri Valley Conference, except football which is a member of the Gateway Football Conference, and wrestling, which recently entered the Western Wrestling Conference.

Academically, UNI student-athletes are near the top of the Missouri Valley Conference in overall grade point average, and regularly graduate at a higher rate than the general student population.

None of this would be possible without Panther supporters. Ask any coach or student-athlete and they will agree: UNI student and faculty, along with the cedar valley, are integral parts of Panther success.



THE UNIVERSITY

About UNI	4
UNI Administration	5
Interim Athletics Director	6
Academics	7
Covering the Panthers	8-9
Strength and Conditioning	10
Sports Medicine	11

THIS IS UNI

Building on a strong tradition of teacher education, the University of Northern Iowa has evolved into one of the finest comprehensive public universities in the country. UNI emphasizes excellence in undergraduate education and offers selected graduate programs at the master's, specialist's and doctoral levels.

UNI's heritage and philosophy place great value on providing a student-centered educational experience. The university offers a learning environment that is small enough to provide students with individualized attention, yet large enough to provide a variety of resources, including distinguished faculty. UNI's special combination of challenge and support is indeed a key ingredient of a "Students First" education.

Today, UNI offers more than 120 undergraduate majors. Outstanding academic programs, many of which are nationally-recognized for their excellence, have been established in the colleges of Business Administration, Education, Humanities and Fine Arts, Natural Sciences, and Social and Behavioral Sciences. In addition, UNI participates in the bachelor of liberal studies program offered by Iowa's Regent Universities and provides classes in centers around the state through the division of Continuing Education and Special Programs.

Recognized as the premier public undergraduate university in the state, UNI is experiencing an increasing demand for its high-quality programs. Enrollment at UNI was 12,260 students in the fall of 2006. Students come from every county in Iowa, and about 94 percent of UNI's undergraduate students are residents of Iowa upon enrollment.

The University of Northern Iowa was founded in 1876 as the Iowa State Normal School. It became Iowa State Teachers College in 1909. In 1961, the name was changed to State College of Iowa, and in 1967, the Iowa Legislature changed the status of the institution to that of a university under its present title.

FACTS & HIGHLIGHTS

- U.S. News and World Report ranks UNI in the top two among public comprehensive universities in the Midwest.
- Kiplinger Personal Finance magazine places us in the top 50 in the nation for best value in public colleges.
- The Education Trust (www.edtrust.org) named UNI first among peer institutions nationally for overall high performance in graduation rates.
- UNI prides itself on smaller class sizes that enhance faculty-student interaction and personalized instruction. Thirty-two percent of classes have fewer than 20 students, and 83 percent have fewer than 40 students.
- UNI students are actively involved with more than 200 student organizations, including special interest clubs, sororities and fraternities, religious groups and academic groups.
- UNI is the alma mater of NFL and Super Bowl MVP Kurt Warner, as well as U.S. Sen. Charles Grassley.
- The UNI Wellness/Recreation Center, attached to the north side of the UNI-Dome, features a climbing wall, two pools, a running track, weight and fitness rooms, and courts for basketball, volleyball and racquetball.





BENJAMIN ALLEN
University President

Benjamin J. Allen was named the ninth president of the University of Northern Iowa on April 28, 2006. President Allen assumed the duties of president at UNI on June 5, 2006.

Most recently, Dr. Allen was the Vice President for Academic Affairs and Provost at Iowa State University and was responsible to the President for all aspects of the academic programs of Iowa State.

Before joining the faculty at Iowa State University in 1979, Dr. Allen taught at Washington State University and was a Brookings Economics Policy Fellow in the Office of Transportation Regulatory Policy, U.S. Department of Transportation.

He served as chairman of the Department of Transportation and Logistics at Iowa State from 1984 to 1988. In 1988 Dr. Allen was named the first University Distinguished Professor in Business at Iowa State University.

From 1988 to 1990 he served as Director of the Midwest Transportation Center, a research consortium consisting of Iowa State University and The University of Iowa.

He was the Visiting McKinley Professor of Economics and Public Utilities at the University of Illinois during the 1986-87 academic year and also held the Oren Harris Chair in Transportation at the University of Arkansas during the 1990-91 academic year.



Ben and Pat Allen

Dr. Allen has also been a consultant for various private corporations and public agencies throughout his career. He served as Dean of the Iowa State University College of Business 1994-2000. During 2001-2002 he served as Interim Vice President for External Affairs.

He earned his bachelor degree in business economics from Indiana University, and both his master's and doctorate in economics from the University of Illinois.

THE CABINET



Bill Calhoun
Vice President
Advancement



Patricia Geadelmann
Special Assistant to
the President/Board &
Government Relations



James O'Connor
Interim Assistant Vice
President University
Marketing & Public
Relations



Jim Lubker
Interim Provost & Vice
President Academic
Affairs



Tom Schellhardt
Vice President
Administration & Finance



Terrence Hogan
Vice President
Educational &
Student Services

BOARD OF REGENTS STATE OF IOWA



David W. Miles
President

Jack B. Evans
President Pro Tem

Bonnie J. Campbell

Jenny L. Connolly

Robert N. Downer

Michael G. Gartner

Ruth R. Harkin

Craig A. Lang

Rose A. Vasquez

INTERIM ATHLETICS DIRECTOR



MARK FARLEY
Interim Athletics Director

Mark Farley was named the University of Northern Iowa interim director of athletics on Feb. 1, 2008. Farley has served as the Panthers' head football coach since 2001.

In 2007, the Panther football team completed the first-ever perfect regular season (11-0) in the 23-year history of the Gateway Football Conference and held the No. 1 ranking in the Sports Network Top 25 poll for six straight weeks. In December, Farley received the Eddie

Robinson Award, presented annually to the top head coach in NCAA Division I Football Championship Subdivision. He also was awarded the Gateway Football Conference's Coach of the Year honor and named the FCS Schutt Sports Coach of the Year by American Football Monthly.

Farley has been a player, assistant coach or head coach for all 13 of the Panthers' FCS postseason appearances. Farley owns seven victories in postseason play, which is the most of any Panther football coach in the history of the program. Farley has compiled an overall mark of 63-25 in seven seasons as a head coach.

The Panthers have finished with a Top-25 ranking in six of Farley's seven seasons as head coach, including a No. 2 ranking in 2005.

Now in his seventh year as the Panther football mentor, Farley never has felt more at home. Through his leadership, the Panthers have returned to the glory days when they won seven straight conference titles and made seven consecutive playoff appearances in the decade of the '90s. In Farley's seven years at the helm, UNI has won at least a share of four Gateway Conference titles. UNI has also advanced to the quarterfinals (2003, 2007), semifinals (2001) and the national title game (2005) those four seasons.

ATHLETIC DEPARTMENT STAFF



Justin Sell
Senior Associate
Athletics Director



Steve Gearhart
Senior Associate
Athletics Director/
Development &
Administration



Leon Costello
Associate Athletics
Director/External



Nate Clayberg
Assistant Athletics
Director/ Marketing
and Promotions



Greg Davies
Assistant Athletics
Director/Business



Steve Schofield
Assistant Athletics
Director/Compliance

WHY UNI?

- Students describe UNI's professors as positive and upbeat, dedicated, innovative, personal, down to earth. UNI's 850 faculty members include Fullbright Scholars, world-class teacher/researchers, best-selling authors and international business consultants.
- Small classes. UNI prides itself on small class sizes and a favorable faculty-to-student ratio. Lower division classes, which include general introductory courses and/or Liberal Arts Core courses specific to a major, have an even lower average of 27 students.
- One-on-one time with faculty -- after class, in research projects, extracurricular opportunities, or clinical or field projects.
- Student services to help insure academic success.
- The UNI Honors Program, which provides academically-motivated students with challenging classroom experiences, close ties with faculty, interactive discussion and social connections with other capable students.

ACADEMIC ADVISING SERVICES

Academic Advising Services provides a variety of services to help students achieve their personal, career, and academic goals at UNI.

Professional and peer advisors help students:

- clarify life/educational goals
- utilize University resources
- select appropriate courses
- resolve academic difficulties
- interpret institutional academic requirements

The Reading/Learning Strategies Program provides many services for students, including free four-week courses in:

- Speed Reading
- Effective Study Strategies
- Study Reading

CENTER FOR ACADEMIC ACHIEVEMENT

The Center for Academic Achievement is a student service organization. Its goal is to provide all students with the assistance necessary to develop or polish the academic skills that are essential to the pursuit of a college degree. The services are threefold:

- reading
- writing
- mathematics

EDUCATIONAL OPPORTUNITY PROGRAM

The mission of the Educational Opportunity Program is to provide supportive services which are essential for the identification, recruitment, retention and graduation of minority and educationally disadvantaged students who traditionally have not had equal access to higher educational institutions. These services are provided to participants:

- academic & career counseling
- tutorial services
- financial aid counseling & advising
- personal counseling
- course selection & registration
- educational planning

UNI strives to offer all the advantages of a smaller college, but with the resources of a larger university. UNI prides itself on classes taught by experienced faculty (not teaching assistants), an easily navigated campus and small classes -- as would a small college. But UNI also is proud of the fact that, unlike small colleges, it has around 850 faculty members with a wide range of experiences, views and philosophies.

STAFF



Jennifer Sell
Academic Advisor

Jennifer Sell is in her third year as Academic Advisor for UNI athletics. In her role, she helps with academic planning and registration for about 400 UNI

student-athletes. In addition, she manages the department's Champs/Life Skills program.

Sell served as a freshman mentor and athletic academic advising assistant from 1995 through 1999 at Villanova University. She also has several years of experience as an elementary school teacher.

A native of Toledo, Ohio, she graduated cum laude in 1992 from Bowling Green State with a bachelor's degree in Education. She is married to Justin Sell, UNI's Associate Athletic Director. The couple has four children.



Steve Schofield
Assistant A.D./Compliance

Steve Schofield joined the UNI athletics staff in August of 2006. He is responsible for implementing and maintaining a compliance program

for UNI's 400 student-athletes. He also will assist with UNI's student life initiatives.

Prior to UNI, Schofield has served as assistant athletics director for compliance at Florida State University. At FSU, his duties included coordinating financial aid, rules interpretations, NCAA and Atlantic Coast Conference waivers, rules education and investigating and reporting secondary violations.

Schofield has a wide and varied background, as he has also served in the athletic department compliance offices at Maryland and Minnesota. A native of Odebolt, Iowa, Schofield received his bachelor's degree in general studies from UNI in 2000, and a master's degree in higher and postsecondary education from Arizona State in 2003.



COVERING THE PANTHERS

KEY MEDIA OUTLETS

Associated Press

1-800-453-2113, 515-243-3281
P.O. Box 1741
Fax: 515-243-1550
Des Moines, IA 50306
Luke Meredith
lmeredith@ap.org

Print

Cedar Rapids Gazette

1-800-397-8258, 319-398-8257
Fax: 319-398-5846
500 3rd Ave. S.E.
Cedar Rapids, IA 52401
J.R. Ogden (editor)
sports@gazettecommunications.com

Des Moines Register

1-800-247-5346
Fax: 515-286-2504
P.O. Box 957
Des Moines, IA 50304
Bryce Miller (editor)
sports@dmreg.com

Northern Iowan

319-273-2157
University of Northern Iowa
Cedar Falls, IA 50614

Quad-City Times

319-383-2370
Fax: 319-383-2370
P.O. Box 3828
124 E. 2nd St.
Davenport, IA 52801
sports@qctimes.com

Waterloo Courier

319-291-1466
Fax: 319-291-2069
P.O. Box 540
Waterloo, IA 50704
Doug Newhoff (editor)
sportsdoor@wfcourier.com

Television

Fox 28
319-393-2800
Fax: 319-395-7028
605 Boyson Rd.
Cedar Rapids, IA 52402
Greg Stuart (production)
gstuart@kfxa.tv

KCRG-TV

1-800-332-5443
Fax: 319-398-8378
2nd Ave. at 5th St. S.E.
Cedar Rapids, IA 52401
John Campbell (director)
john.campbell@kcrg.com

KGAN-TV

1-800-222-5426
Fax: 319-395-0113
P.O. Box 3131
Cedar Rapids, IA 52406
Jared Aarons (director)
jaarons@sbgnet.com

KWWL-TV

1-800-772-2035, 319-291-1290
Fax: 319-291-1233
KWWL Bldg.
500 E. 4th St.
Waterloo, IA 50703
Rick Coleman (director)
rcoleman@kwwl.com

Radio

KWLO/KXEL
319-234-2200
Fax: 319-233-4946
514 Jefferson St.
Waterloo, IA 50701
Chris Rueber (Sports Director)
chris@kxel.com

KCNZ

319-277-1918
Fax: 319-277-5202
721 Shirley St.
P.O. Box 248
Cedar Falls, IA 50613

KCRR

319-233-9770
Fax: 319-833-4870
501 Sycamore St.
Suite 638
Waterloo, IA 50703
Elwin Huffman (director)
elwin.huffman@cumulus.com

WMT

1-800-933-7767, 319-395-0533
Fax: 319-393-0918
P.O. Box 2147
Cedar Rapids, IA 52406



MEDIA RELATIONS

Phone: 319-273-3100
Fax: 319-273-3602
Email: sportsinfo@uni.edu
Website: www.unipanthers.com



Josh Lehman
Assistant Athletics
Director/Media Relations

josh.lehman@uni.edu
Office 319-273-3642
Home 319-266-5701
Cell 319-415-1703



Colin McDonough
Associate Director of
Media Relations

colin.mcdonough@uni.edu
Office 319-273-5456
Cell 319-415-4059



Kara Moran
Assistant Director of
Media Relations
Baseball Contact

kara.moran@uni.edu
Office 319-273-5455
Cell 319-415-0991
Home 319-266-3595

MVC SCOREBOARD PHONE

The Missouri Valley Conference office maintains a scoreboard phone that may be reached at (314) 699-6821. Scores and highlights for all sports are updated each evening while in season.

INTERNET COVERAGE

The best around-the-clock coverage of UNI baseball is provided on the UNI athletics web site, www.unipanthers.com.

Visitors worldwide can view updated statistics, rosters, schedules and coach or player biographies of any of the UNI sports teams. The site is maintained by cstv.com, the leading college sports online network.

For those fans not able to get to Cedar Falls on a regular basis, you can buy UNI athletics merchandise and tickets through the web, as well.

Updated Missouri Valley standings, scores, Players of the Week and statistics are available on the MVC's home page, www.mvc-sports.com.

PRESS LUNCHEONS

UNI head baseball coach Rick Heller or one of his staff will be in attendance at the weekly press luncheon held each Monday beginning at 12 noon in the back room of Pepper's Grill and Sports Pub located on 18th Street in Cedar Falls. The press luncheons are open to the public.

CREDENTIAL REQUESTS/ RADIO LINES

Please make all credential requests through the UNI Athletics Media Relations Office, NW Upper UNI-Dome, Cedar Falls, Iowa 50614. One courtesy phone line per school is provided.

PHOTOGRAPHERS

Photo passes are limited to daily newspapers, wire services and television photographers, in addition to participating team campus newspapers. Only accredited media are given permission for photo passes.

HOTELS & TRANSPORTATION

Country Inn & Suites
2910 S. Main St.,
Cedar Falls, IA, 50613
1-800-456-4000

Econo Lodge
4117 University Ave.,
Cedar Falls, IA, 50613
1-319-277-6931

Excel Inn
3350 University Ave.,
Waterloo, IA 50702
1-800-367-3935

Holiday Inn-University Plaza
5826 University Ave.,
Cedar Falls, IA
1-319-277-2230

**Ramada Inn Convention
Center-Waterloo**
4th & Commercial,
Waterloo, IA 50701
1-319-233-7560

University Inn
4711 University Ave.,
Cedar Falls, IA 50613
1-800-962-7784

AVIS (Waterloo Airport):
1-800-831-2847

Deanoh's Taxi: 1-319-273-9082
Kip's Yellow Cab: 1-319-234-3535
National: 1-319-233-6838

DEPARTMENT OF INTERCOLLEGIATE ATHLETICS

UNI-Dome NW Upper
Cedar Falls, Iowa 50614-0314
(319) 273-2470

UNI ATHLETICS DIRECTORY

Interim Director of Athletics

Mark Farley..... (319) 273-5674

Senior Associate A.D.

Justin Sell (319) 273-3647

Senior Associate A.D./Development & Administration

Steve Gearhart..... (319) 273-7817

Associate A.D./External

Leon Costello (319) 273-7044

Assistant A.D./Business

Greg Davies (319) 273-7855

Assistant A.D./Compliance

Steve Schofield..... (319) 273-7465

Assistant A.D./Media Relations

Josh Lehman..... (319) 273-3642

Assistant A.D./Marketing and Promotions

Nate Clayberg..... (319) 273-3860

Director UNI Sports and Events Complex

Heather Costello..... (319) 273-6636

Panther Scholarship Club – Kelly Destival (319) 273-2471

Athletic Training – Don Bishop (319) 273-6369

UNI-Dome Facilities – Dave Kohrs..... (319) 273-2865

Academic Advising – Jennie Sell..... (319) 273-3327

Senior Woman Administrator – Bobbi Petersen..... (319) 273-7170

HEAD COACHES

Baseball – Rick Heller..... (319) 273-6323

Men's Basketball – Ben Jacobson..... (319) 273-2287

Women's Basketball – Tanya Warren (319) 273-6464

Football – Mark Farley (319) 273-5474

Golf – John Bernel (319) 273-3100

Soccer – Jennifer Plante..... (319) 273-5425

Softball – Ryan Jacobs..... (319) 273-2520

Women's Swimming – Stacey Simmer..... (319) 273-7946

Women's Tennis – Sachin Kirtane..... (319) 273-3901

Cross Country/Track – Chris Bucknam..... (319) 273-6481

Volleyball – Bobbi Petersen (319) 273-7170

Wrestling – Brad Penrith (319) 273-5860

BASEBALL STAFF

Head Coach – Rick Heller (319) 273-6323

Assistant Coach – Scott Brickman (319) 273-3804

Assistant Coach – Marty Sutherland (319) 273-7457

Volunteer Assistant – Brock Sabers (319) 273-3783

STRENGTH AND CONDITIONING

The UNI baseball strength and conditioning program is focused on individuality. Each player is assessed and his program is adjusted to meet his needs. The UNI baseball program can afford this luxury due to the outstanding coach-to-athlete ratio. The typical strength coach at an institution similar to UNI works with hundreds of athletes, whereas Robin Lund works exclusively with baseball. His training philosophies in regard to the development of student-athletes mesh perfectly with head coach Rick Heller's philosophies, allowing him to stay active with baseball without affecting his duties as a professor.

"We spend a lot of time as a staff talking about each individual player and what is in his best interest," Lund said. "With the input of our head athletic trainer for baseball and my assistant coach, we generate multiple programs based on the needs of that particular athlete."

The baseball program has a unique advantage in that there are two strength coaches who work exclusively with its athletes. This is a rare commodity considering the fiscal challenges most institutions face.

"Dr. Lund's value is immeasurable," Heller said. "The gains in strength and speed since Robin arrived have been amazing. Our players are extremely fortunate to have Dr. Lund working with them on a daily basis and he is a huge part of any of our success."

Additionally, the Panthers are fortunate to have an acceleration program (XL Sports Acceleration Program) that is embedded within the University, setting the UNI athletics program apart from other Division I institutions.

One of the main goals of UNI's baseball coaching staff is to make the athletes as powerful as possible. To accomplish this, a great deal of time and effort is spent working on the weightlifting movements, specifically the clean and power clean.

"We feel that if we can improve our performance in those particular movements, we will be much more athletic," Lund said.

Other areas of focus include core training and rotational plyometrics which are specific to throwing and hitting. The coaching and sport medicine staffs always are concerned with the health of athletes. Therefore, considerable time is spent on arm and shoulder injury prevention.

In all, the mission of the strength and conditioning program for UNI baseball is to maximize the potential of each and every player who puts on a uniform.

"I've been exposed to many different programs and coaches but I've never met anyone with Coach Heller's commitment to player development," Lund said. "As a strength and conditioning coach, I could not ask for a better situation."

STAFF



Jed Smith
Strength and
Conditioning Coach

Jed C. Smith joined UNI's staff as Strength and Conditioning Coach in June 2005.

Smith has a wide and varied background in strength and

conditioning training. In addition to his work with the Minnesota Vikings, he also assisted the Minnesota Wild of the National Hockey League, the Minnesota Thunder of the United Soccer League and Penn State football in an effort to incorporate explosive strength training into their individual programs.

Beginning in June of 2002, he was an Exercise and Sports Science instructor at Dakota County Technical College in Rosemount, Minn. and also served as the Minnesota USA Weightlifting Regional Training Center director during the same time frame.

Prior to 2002, he had several coaching assignments at Rosemount High School beginning in 1996, including ninth grade boys basketball and wrestling. He served as Rosemount's strength training and conditioning coach for all sports from 1997-2002, was head boys tennis coach from 2000-2002, and coached the school's Olympic weight lifting from 1999-2002.

Smith earned his bachelor's degree in Social Science from Minnesota-Morris in 1994 and a second bachelor's degree in Psychology in 1995. He received his master's in Education with an emphasis in Strength and Conditioning from Hamline University in 2003. He was born in Cedar Rapids Iowa, and his wife's name is Tammy.



Robin Lund
Assistant Professor, School
of HPELS
Baseball Strength and
Conditioning Coach

Robin Lund was named UNI baseball's strength and conditioning coach in 2002. Lund brings a wealth of

knowledge to the Panthers. Aside from his teaching and research responsibilities, he exclusively coaches the baseball program. He has published several articles in leading physical education and sport science journals, many dealing with topics in strength and power development as well as baseball. Lund was honored by the Northwest Chapter of the American College of Sports Medicine (NWACSM) with two Outstanding Graduate Student Research Awards in 2001 and 2002.

Lund has a history of working with baseball players. He was an assistant baseball coach at Spokane Falls Community College from 1995-99, in addition to serving as its strength and conditioning coach in 1999. He served as the Spokane Indians', a Kansas City Royals Short 'A' Affiliate, strength coach in 1999 before becoming the baseball strength and conditioning coach under Ed Cheff at Lewis-Clark State College from 1999-01. Lewis-Clark State is recognized as one of the top baseball programs in the nation, winning 13 NAIA national championships since 1984.

Lund received his Ph.D. in Exercise Science from the University of Idaho in 2002 after earning his M.S. in Exercise Science at Eastern Washington University in 1997. He graduated from Whitworth College in 1995 with a B.A. in Education where he was an all-conference third baseman.

Lund is a certified strength and conditioning coach through the National Strength and Conditioning Association (NSCA). He also is Club Coach certified through USA Weightlifting (USAW).



The demands of Missouri Valley Conference athletics place tremendous stress on an athlete's body.

The UNI sports medicine program features top-rate facilities and the outstanding services of sports and health care professionals.

The sports medicine program focuses on injury prevention. Staff members utilize Merac strength-testing devices, provide dietary analysis, measure physiological capacity and outline programs to improve an athlete's flexibility.

Athletic trainers and physicians work together to design rehabilitation programs for injured athletes. A wide variety of facilities and equipment, not only in the Sports Medicine Lab but in the Wellness and Recreation Center, including swimming pools, Merac equipment, Stairmasters and various exercise bikes, help athletes rehabilitate injuries and minimize the loss of fitness during recuperative time.



STAFF



Don Bishop
Director of Athletic
Training Services

Don Bishop, Director of Athletic Training Services, enters his sixth year at UNI. He is directly responsible for the health care of the men's basketball team

and supervision of nine certified athletic trainers on the UNI athletic training staff. Bishop is also a clinical instructor within the UNI Athletic Training Education Program. Prior to his arrival at UNI, he was the director of athletic training education and head athletic trainer for seven years at Upper Iowa University.

Bishop received his bachelor's degree in health, physical education and recreation from Upper Iowa in 1992 and his master's in health, physical education and leisure services from UNI in 1998. In his position at Upper Iowa, he coordinated athletic training coverage for 17 Division III sports teams.

Prior to joining Upper Iowa's staff, he was a clinical outreach athletic trainer at Winneshiek County Memorial Hospital in Decorah, Iowa, from 1992-94, and was an adjunct instructor at Northeast Iowa Community College in Calmar, Iowa in the spring of 1994.

Bishop has served on the National Athletic Trainers' Association (NATA) college and university student athletic trainers committee since the spring of 1999, and has been an examiner for NATA Board of Certification Exam.

He and his wife, Sheri, have two daughters, Tori (14) and Brianna (10).



Dr. Jeffery Clark
Team Orthopedic Surgeon
Cedar Valley Medical
Specialists
212 W. Dale St.
Waterloo, IA 50703
(319) 235-3571



Scott Cole
Athletic Trainer for Baseball
First Season

STUDENT-ATHLETE ASSISTANCE PROGRAM (SAAP)

The University of Northern Iowa SAAP provides confidential, professional, and voluntary assistance and support to student-athletes regarding personal problems that are adversely affecting their academic or athletic performance. Educational programs also are offered to prevent problems and promote the general well being of student-athletes. The SAAP offers education and assistance regarding alcohol/drug problems, emotional problems, family difficulties, health/physical problems, financial and legal problems and eating disorders, among others.

To ensure the SAAP's effectiveness and protect students' rights, the following guidelines govern the program:

- The academic or athletics status of the student will not be jeopardized by the student seeking assistance.
- The program must protect the privacy of the student by employing strict confidentiality measures. Any details of communication between students and Core Committee members or Athletics Department personnel may not be disclosed to any source without the prior written consent of the student-athlete.
- The decision to use the program must be voluntary.
- Unless the student-athlete consents otherwise, the person making a referral to a source of assistance at a student-athlete's request may disclose only the following information: how the student was referred to SAAP, and the reason for the referral.

WATERLOO RIVERFRONT STADIUM

Waterloo-Riverfront Stadium has been the home of Panther baseball since 1993. A 10-minute drive from the UNI campus, Riverfront was built in 1948 for the Class A Chicago White Sox affiliate, the Waterloo White Hawks. The facility has housed affiliates of the Cincinnati Reds, Boston Red Sox, Cleveland Indians and San Diego Padres.

Seating capacity is 4,277, with distances to the double-decked outfield fence measuring 335 down the left and right field lines, 360 in the power alleys and 380 to centerfield.

Recent improvements include a new lighting system, major renovations to the field and press box and remodeling of the grandstands, clubhouses and concession areas.

The facility also serves as the home of the Waterloo Bucks, a member of the Northwoods League. The Bucks were 1999, 2000, 2001 and 2002 South Division Champions and have featured current and past Panther players, such as Ryan Brunner, Sean LaCoste, Kory Kelchen, Scott Schirmer, Kevin Sawatzky, Luke Sabers, Aaron Jenkins and Travis Hendrix.

DIRECTIONS TO WATERLOO RIVERFRONT STADIUM

From Cedar Falls:

Follow Hudson Road, the street that runs north and south in front of the UNI-Dome, north to First Street.


At First Street, turn right, and take that out of town. First Street turns into Highway 218. Exit 218 on Ansborough and turn left.

At the second stoplight, turn left onto Conger Street. Go to the four-way stop, and turn right onto Burton Ave. The stadium will be on your left.

From Waterloo:

Follow Highway 20 to 380/218 North. Take 218 North to the Downtown turnoff. At Fourth Street, turn right, and continue to Franklin Street.

On Franklin, which turns into Broadway, turn left and continue until Park Road. At the stoplight, turn left on Park Road. Follow Park Road past the cemetery. The stadium will be on your right.





neweracap.com



springfieldcardinal

2008 PANTHER BASEBALL

- Alphabetical Roster14
- Numerical Roster.....15
- Coach Rick Heller.....16-17
- Assistant Coaches.....18
- Preview19-20
- Meet the Panthers21-34



ALPHABETICAL ROSTER

No.	Name	Ht./Wt.	Pos.	B/T	Cl.	Hometown/High School/Previous School
	Airey, Scott	6-2/200	RHP	R/L	JR	Pierrefonds, Quebec/Riverdale/DMACC
5	Almonte, Eddie	5-11/220	C	R/R	SR	Santo Domingo, DR/East L.A. Community College
6	Davis, Matt	6-0/190	3B/2B	R/R	JR	Waterloo, Iowa/Waterloo West/Kirkwood CC
23	Douglas, Brandon	6-0/171	INF	R/R	RS JR	St Charles, Iowa/I 35 Truro
11	Douglas, Brett	5-11/175	OF	R/R	RS JR	St Charles, Iowa/I 35 Truro
27	Eaton, Nick	6-3/220	C/3B	R/R	RS FR	Des Moines, Iowa/Des Moines East
2	Ege, Cory	6-3/175	SS/2B	R/R	FR	Cherokee, Iowa/Washington
30	Embury, Dane	6-3/205	OF	R/R	RS SR	Kelowna, British Columbia/Kelowna/Porterville
25	Featherston, Brett	6-2/250	IF	L/R	SR	Epworth, Iowa/West Dubuque
16	Ferguson, Levi	6-0/205	OF	R/R	RS FR	Searsboro, Iowa/North Mahaska
13	Flattery, Tim	5-11/175	RHP	R/R	SR	Fort Dodge, Iowa/St. Edmond/Iowa Central
20	Fonseca, Guido	6-1/250	RHP	R/R	SR	West Covina, Calif./South Hills/East L.A. CC
36	Fujiya, Shuhei	6-3/180	RHP	R/R	SO	Irvine, Calif./Irvine/Orange Coast College
	Glienke, Will	5-11/180	RHP	L/R	FR	Spencer/Spencer
26	Gonzalez, Joe	5-10/165	RHP	R/R	SR	Montebello, Calif./Montebello/ East L.A. CC /Alcorn State
17	Hendrix, Travis	5-10/175	SS/2B	R/R	SR	Sonora, Calif./Sonora/Merced CC
31	Johnson, Kalvin	6-3/200	1B	L/L	SO	Ankeny, Iowa/Ankeny/Iowa Western CC
19	Kieger, Corvin	6-0/218	1B/3B	R/R	FR	Roseville, Minn./Cretin-Derham Hall
4	Kirk, Nick	6-0/185	LHP	L/L	JR	Dubuque, Iowa/Wahlert
24	Koval, Bryant	6-4/210	RHP	R/R	RS FR	Brooklyn Park, Minn./Benilde-St. Margaret's
34	Lauver, Nick	6-2/190	RHP	R/R	SR	Grundy Center, Iowa/Grundy Center/NIACC/ Nebraska-Omaha
35	Lopez, Chris	6-3/245	OF	R/R	SR	West Covina, Calif./Glendora/East L.A. CC/ Long Beach State
28	Macek, Chris	6-0/180	LHP	L/L	FR	Frankfort, Ill./Lincoln-Way East
3	Manrique, Deric	5-10/188	OF	R/R	JR	Sioux City, Iowa/Sioux City North/Nebraska
29	Marburger, Tyler	6-1/190	OF	R/R	RS FR	Beaver Falls, Pa./Blackhawk HS
1	Marshall, Ben	5-10/190	C	R/R	JR	Sugar Land, Texas/Pagosa Springs/Trinidad State C.C.
10	O'Leary, Mike	6-2/200	LHP	L/L	SR	Hawthorn Woods, Ill./Carmel/College of Lake County/Trinity
21	Ott, Derek	6-2/195	RHP	R/R	SO	Waterloo, Iowa/Waterloo East/Kirkwood C.C.
38	Riley, Nick	6-2/180	LHP	L/L	SO	Cedar Falls, Iowa/Cedar Falls/NIACC
8	Schultz, Gabe	6-1/150	SS/2B	R/R	SO	Lansing, Iowa/Lansing Kee
12	Sinclair, Taylor	6-3/180	LHP	L/L	SR	Indianola, Iowa/Indianola
7	Smith, Jason	6-4/190	RHP/C	R/R	RS JR	Sioux Falls, SD/O'Gorman
18	Steichen, Andy	6-0/225	3B/1B	R/R	FR	Remsen, Iowa/Remsen St. Mary's
	Weih, Jeremy	6-0/200	C	R/R	SO	Wilton, Iowa/Wilton HS
22	Worner, Keith	6-6/210	RHP	R/R	FR	Denver, Iowa/Denver/Drake
9	Zirbel, Zach	6-0/190	RHP	R/R	RS JR	Ventura, Iowa/Clear Lake



NUMERICAL ROSTER

No.	Name	Ht./Wt.	Pos.	B/T	Cl.	Hometown/High School/Last College
1	Ben Marshall	5-10/190	C	R/R	JR	Sugar Land, Texas/Pagosa Springs/Trinidad State C.C.
2	Cory Ege	6-3/175	SS/2B	R/R	FR	Cherokee, Iowa/Washington
3	Deric Manrique	5-10/188	OF	R/R	JR	Sioux City, Iowa/Sioux City North/Nebraska
4	Nick Kirk	6-0/185	LHP	L/L	JR	Dubuque, Iowa/Wahlert
5	Eddie Almonte	5-11/220	C	R/R	SR	Santo Domingo, DR/East L.A. Community College
6	Matt Davis	6-0/190	3B/2B	R/R	JR	Waterloo, Iowa/Waterloo West/Kirkwood CC
7	Jason Smith	6-4/190	RHP/C	R/R	RS JR	Sioux Falls, SD/O'Gorman
8	Gabe Schultz	6-1/150	SS/2B	R/R	SO	Lansing, Iowa/Lansing Kee
9	Zach Zirbel	6-0/190	RHP	R/R	RS JR	Ventura, Iowa/Clear Lake
10	Mike O'Leary	6-2/200	LHP	L/L	SR	Hawthorn Woods, Ill./Carmel/College of Lake County/ Trinity
11	Brett Douglas	5-11/175	OF	R/R	RS JR	St Charles, Iowa/I 35
12	Taylor Sinclair	6-3/180	LHP	L/L	SR	Indianola, Iowa/Indianola
13	Tim Flattery	5-11/175	RHP	R/R	SR	Fort Dodge, Iowa/St. Edmond/Iowa Central
16	Levi Ferguson	6-0/205	OF	R/R	RS FR	Searsboro, Iowa/North Mahaska
17	Travis Hendrix	5-10/175	SS/2B	R/R	SR	Sonora, Calif./Sonora/Merced CC
18	Andy Steichen	6-0/225	3B/1B	R/R	FR	Remsen, Iowa/Remsen St. Mary's
20	Guido Fonseca	6-1/250	RHP	R/R	SR	West Covina, Calif./South Hills/East L.A. CC
21	Derek Ott	6-2/195	RHP	R/R	SO	Waterloo, Iowa/Waterloo East/Kirkwood C.C.
22	Keith Worner	6-6/210	RHP	R/R	FR	Denver, Iowa/Denver/Drake
23	Brandon Douglas	6-0/171	INF	R/R	RS JR	St Charles, Iowa/I 35
24	Bryant Koval	6-4/210	RHP	R/R	RS FR	Brooklyn Park, Minn./Benilde-St. Margaret's
25	Brett Featherston	6-2/250	IF	L/R	SR	Epworth, Iowa/West Dubuque
26	Joe Gonzalez	5-10/165	RHP	R/R	SR	Montebello, Calif./Montebello/East L.A. CC/Alcorn State
27	Nick Eaton	6-3/220	C/3B	R/R	RS FR	Des Moines, Iowa/Des Moines East
28	Chris Macek	6-0/180	LHP	L/L	FR	Frankfort, Ill./Lincoln-Way East
29	Tyler Marburger	6-1/190	OF	R/R	RS FR	Beaver Falls, Pa./Blackhawk HS
30	Dane Embury	6-3/205	OF	R/R	RS SR	Kelowna, British Columbia/Kelowna/Porterville
31	Kalvin Johnson	6-3/200	1B	L/L	SO	Ankeny, Iowa/Ankeny/Iowa Western CC
34	Nick Lauver	6-2/190	RHP	R/R	SR	Grundy Center, Iowa/Grundy Center/NIACC/ Nebraska-Omaha
35	Chris Lopez	6-3/245	OF	R/R	SR	West Covina, Calif./Glendora/East L.A. CC/ Long Beach State
36	Shuhei Fujiya	6-3/180	RHP	R/R	SO	Irvine, Calif./Irvine/Orange Coast College
38	Nick Riley	6-2/180	LHP	L/L	SO	Cedar Falls, Iowa/Cedar Falls/NIACC
39	Corvin Kieger	6-0/218	1B/3B	R/R	FR	Roseville, Minn./Cretin-Derham Hall
	Scott Airey	6-2/200	RHP	R/L	JR	Pierrefonds, Quebec/DMACC
	Will Glienke	5-11/180	RHP	L/R	FR	Spencer/Spencer
	Jeremy Weih	6-0/200	C	R/R	SO	Wilton, Iowa/Wilton

Travis Hendrix



Brett Featherston

COACH RICK HELLER



Head Coach
Ninth Season
Upper Iowa University

Rick Heller

Rick Heller begins his ninth season as the head baseball coach at the University of Northern Iowa where he has earned one Missouri Valley Conference (MVC) championship and an NCAA Regional berth. Last season Heller earned his 200th win with the Panthers, as well as his 500th win as a head coach. During his tenure, Heller has developed the program into a conference contender year in and year out, while coaching two MVC Most Valuable Players and one MVC Pitcher of the Year.

The Panthers have broken 50 team or individual school records with Heller at the helm which includes UNI posting a 4.63 earned run average in 2006, its lowest ERA since joining Division I in 1981. It also broke team records for hits, runs batted in, doubles and extra base hits during the 2001 season.

Heller has led the Panthers to three MVC tournaments, winning the Championship in 2001 with all-American Ryan Brunner claiming the league MVP award and all-American Nic Ungs taking home Pitcher of the Year honors. Since Heller's arrival, 16 Panther players have gone on to play professional baseball, including current minor leaguers Zach Jevne, Josh Habel, Nic Ungs, Adam Boeve and Aaron Jenkins. The Panthers recorded back-to-back 30-plus win seasons in 2001 and 2002 for the first time in school history and set the school single-season record at 35 wins in 2001.

UNI's NCAA Regional appearance in 2001 was the school's first since becoming Division I in 1981. Heller also has coached two academic all-Americans in Travis Welsch and Ryan Brunner.

The Panthers have a strong tradition as one of the best offensive teams in the conference as well as the country. In Heller's eight years, UNI has led the league in hitting three times and finished second once.

In 2001, UNI was ranked 10th in the nation in hitting with a team average of .333. The Panthers were sixth in the country in stolen bases with 130 in 2003. The team has averaged more than seven runs per game in three of the eight years he has been at the helm. In 2003, Adam Boeve finished second in the league in hitting, leading in home runs and RBI. Boeve was also the second player during Heller's tenure to earn the MVC Player of the Year award.

Team hitting is not the only thing that has improved since Heller's arrival. The pitching and fielding has also strengthened. UNI's earned run average has lowered in six of Heller's years with the 2006 ERA being the best in school history. The club's walk to strikeout ratio has improved with nearly every season since 2000. The 2003 and 2004 Panther squads also put together the top two defensive teams in school history with an overall fielding percentage of .964 both seasons.

Heller became just the sixth UNI baseball coach since 1926 when he was hired in September 1999. He had spent the previous 12 seasons building a nationally-ranked program as the head coach at Upper Iowa University in Fayette, Iowa.

While at Upper Iowa, Heller recorded a 291-194-3 record and was named Iowa Conference Coach of the Year four times. The Peacocks won three regular-season and three Iowa Conference Tournament titles in his tenure.

Heller arrived in Fayette in the fall of 1987 and quickly turned things around, earning his first Iowa Conference Coach of the Year honor in 1989. One year

later, he led Upper Iowa to its first winning season in 17 years. In 1993, Heller won his first conference championship, and the first for any UIU program in 20 years, while advancing to the NCAA Division III Regionals.



Coach Heller, Deric Manrique

Heller's team won the Iowa Conference and advanced to the NCAA Regionals again in 1995. His team finished 19th in the national rankings and he won his third Coach of the Year honor. He repeated Coach of the Year honors again in 1996 when the Peacocks won the Iowa Conference and Central Regional to advance to the NCAA Division III College World Series. His team finished the year ranked sixth nationally and he was named NCAA Division III Central Region Coach of the Year. That 39-12 team also set a school record for wins.

In 1997, his team was ranked seventh nationally in the pre-season poll and won the Iowa Conference Tournament. In 1998, his team reached as high as 10th nationally while finishing with a 38-8 record to set a school record for winning percentage. His final UIU team finished 30-15-1 and finished third in the Iowa Conference while setting five school records.

As a player at Upper Iowa from 1982-86, he was a four-year starter at shortstop and he also lettered in football and basketball. He is a member of the Upper Iowa Athletic Hall of Fame.

Heller has two daughters - Tara (27) and Alyssa (19).



HELLER'S HISTORY

- 1982-86: Won four letters in baseball, three in football and two letters in basketball as a student-athlete at Upper Iowa University.
- 1987: Hired at Bakersfield High School in Missouri as the baseball and basketball coach.
- 1988: Hired at Upper Iowa.
- 1989: Iowa Conference Coach of the Year.
- 1990: First winning season at Upper Iowa in 17 years (any sport).
- 1993: Iowa Conference champions, the first at UIU in 20 years (any sport) ... Iowa Conference Coach of the Year ... NCAA III Central Regional qualifier ... Iowa High School Coaches Association Four-Year College Coach of the Year.
- 1995: Iowa Conference champions ... Iowa Conference Coach of the Year ... NCAA III Central Regional qualifier ... Ranked 19th nationally in final poll.
- 1996: NCAA III College World Series qualifiers ... Central Region champions ... Iowa Conference champions ... Ranked sixth nationally in final NCAA III poll ... Iowa Conference Coach of the Year ... NCAA III Central Region Coach of the Year ... Iowa High School Coaches Association Four-Year College Coach of the Year ... Set school mark for wins in a season with a 39-12 record.
- 1997: Iowa Conference Tournament champions ... Ranked seventh nationally in NCAA III preseason poll.
- 1998: 38-8 season record ... Ranked as high as 10th in NCAA Division III.
- 1999: Went 30-15-1 ... Set school records in five categories.
- 2000: Hired at UNI ... Became first UNI baseball coach since 1925 to win first game ... Notched school's 1,000th all-time win ... Two wins over #15 Creighton ... Set UNI record for most wins by a first-year coach.
- 2001: Led UNI to first NCAA bid since 1968 after winning MVC Tournament ... Coached first team All-American Ryan Brunner to MVC Player of the Year honors and second team All-American Nic Ungs to MVC Pitcher of the Year honors ... Three players drafted in first 18 rounds ... Led team to school-record 35 wins as it broke eight offensive single-season records ... Swept first-place Missouri State on the road ... Led the MVC in hitting, 10th nationally.
- 2002: His second 30-win season since arriving at UNI ... Three players drafted ... Back-to-back winning seasons for the first time in 15 years ... Eight batters hit over .300 ... Earned their second consecutive trip to the MVC Tournament.
- 2003: Finished fourth in the MVC ... Earned his 100th victory as a UNI coach and number 400 of his career ... Earned third straight trip to the MVC Tournament ... Adam Boeve named MVC Player of the Year and drafted in the 12th round ... Went 27-28 and 16-15 MVC ... Iowa High School Coaches Association Four-Year College Coach of the Year.
- 2004: Finished tied for fifth in the MVC ... Pitchers combined for a 4.72 ERA, UNI's best since 1981 when it turned Division I ... Second straight season UNI had a fielding percentage of .964, second highest in school history ... Swept Big Ten opponents, defeating Iowa three times and Minnesota twice.
- 2005: Three players named all-conference selections ... Kory Kelchen broke the school record for career innings pitched with 274.1 and Bryan Westphal set the UNI single-season record for appearances on the mound with 25 ... Panthers won second annual Corridor Classic against Iowa 9-7.
- 2006: Recorded a 28-27 winning season ... Defeated Iowa for the third consecutive time in the Corridor Classic ... Defeated No. 5-ranked Nebraska in Lincoln ... Recorded UNI's lowest earned run average since joining Div. 1.
- 2007: Four all-MVC selections ... Aaron Jenkins set the single-season strike out record, and tied the career mark ... Earned 200th win as UNI's head coach ... Earned 500th career win as a head coach ... named to Iowa High School Coaches Association Hall of Fame.

CAREER RECORD

Year	School	W-L-T	Pct.
1988	Upper Iowa	7-30	.189
1989	Upper Iowa	10-23	.303
1990	Upper Iowa	19-17	.527
1991	Upper Iowa	22-13	.629
1992	Upper Iowa	23-16	.590
1993	Upper Iowa	21-15-1	.581
1994	Upper Iowa	21-18-1	.538
1995	Upper Iowa	31-13	.705
1996	Upper Iowa	39-12	.765
1997	Upper Iowa	30-14	.682
1998	Upper Iowa	38-8	.826
1999	Upper Iowa	30-15-1	.663
12 yrs.	Upper Iowa	291-194-3	.601
2000	UNI	23-33	.411
2001	UNI	35-28	.556
2002	UNI	30-25-1	.545
2003	UNI	27-28	.491
2004	UNI	25-31	.446
2005	UNI	26-28	.481
2006	UNI	28-27	.509
2007	UNI	23-28	.450
8 yrs	UNI	217-228-1	.489
TOTAL	20 years	508-422-4	.548

ASSISTANT COACHES

Assistant Coach
Pitchers
First Season
UNI 1998



Scott Brickman

Scott Brickman is in his first season as an assistant coach with the UNI baseball program. Brickman, who pitched for UNI from 1994-98, is responsible for working with the Panthers' pitching staff.

Brickman returned to his alma mater after spending five seasons as an assistant at Wofford College. He coached two Freshman All-American pitchers, and helped the Terriers win the 2007 Southern Conference Championship to advance to the NCAA Tournament.

Brickman also served as the head coach of the Florence Redwolves, a summer collegiate team in Florence, S.C., in 2004-05. The 2005 team advanced to the Coastal Plains League championship game, and set the franchise record with 30 regular-season and 33 overall wins. Twelve of his players were drafted or signed by MLB teams, including one 2006 first-round pick.

From 2000-02 he worked as an assistant coach and recruiting coordinator for Muscatine Community College. In his tenure, he saw three pitchers and a total of 15 players earn all-region honors, and four of his players were selected in the MLB draft.

Before going to Muscatine, he worked from 1998-99 as an assistant at Wartburg College, helping the Knights win the Iowa Conference and qualify for the 1999 NCAA Tournament.

Before moving to the college ranks, Brickman spent two summers coaching at the junior high and high school levels.

As a pitcher for the Panthers, Brickman helped UNI earn a second-place finish in the Missouri Valley Conference in 1997, and he was tabbed MVC Pitcher of the Week twice during that season.

A native of Denver, Iowa, Brickman earned his bachelor's degree in general studies from UNI in 1998.



Assistant Coach/Recruiting Coordinator
Outfielders/Hitting
Third Season
UNI 2002



Marty Sutherland

Marty Sutherland was promoted to full-time status in the summer of 2005 after spending two years as a volunteer assistant coach. He deals primarily with outfielders, hitters, handles team travel and camps and serves as the team's recruiting coordinator.

A 2002 graduate, Sutherland was an all-conference second baseman in 2002.

During his two seasons on the field, he had a .318 batting average with 25 doubles and 29 stolen bases. He also finished his career with 64 RBI.

As a senior, he batted .282 with seven doubles and a home run. He led the team in stolen bases with 19 while having a .942 field percentage at second.

Sutherland was a part of the 2001 team that won the Missouri Valley Conference Tournament Championship and played in the NCAA Regional. During that season, he was named second team all-conference while hitting .349. Before coming to UNI, he spent two seasons at Kirkwood Community College.

After graduation, he spent the 2003 season as an assistant coach at Wartburg College in Waverly, Iowa.

Currently, he is pursuing a graduate degree in Physical Education. He is a native of Cascade, Iowa.

Volunteer Assistant
Third Season
UNI 2004



Brock Sabers

Sabers is in his third year as a UNI volunteer assistant coach. He was a student assistant from 2002-2005 and was a member of the 2001 MVC Tournament Championship and Regional team. His main responsibilities include working with the catchers and assisting with daily office duties.

Sabers graduated from UNI with a B.A. in Social Science Education in 2004 and is working toward a M.A. in Physical Education.

The University of Northern Iowa baseball team will not only have experience for the 2008 season, it will have talented experience. The Panthers will have the heart of its lineup back from last season, returning five starters. Those five include first-team All-Missouri Valley Conference selections Brandon Douglas and Deric Manrique, and the group of returning starters combined to hit .298 in 2007. That group – Manrique, Douglas, Brett Featherston, Travis Hendrix and Dane Embury – accounted for 57 percent of UNI's hits last season, and more than 60 percent of the team's RBIs and extra-base hits.

UNI will also welcome back three starting pitchers from last year's rotation, Nick Kirk, Guido Fonseca and Taylor Sinclair, and All-MVC outfielder Brett Douglas will return to the lineup after sitting out 2007 with an injury.

Rick Heller returns for his ninth year at the helm for the Panthers. In 2007, Heller earned his 500th win as a head coach and his 200th win as the coach at UNI.

"We have a lot of good players on this team," Heller said. "If we can get some leadership from some of them, it should be a great year.

"All of us are excited to get started. No one was happy with how the 2007 season went. The guys seem ready to get the year started."

INFIELDERS



Brandon Douglas

The Panther infield will include four returning starters, including two-time first-team All-MVC shortstop Brandon Douglas. Douglas led the Panthers with a .371 average as a freshman and hit .339 with a team-leading .500 slugging percentage in 2007. He also led UNI and ranked third in the MVC with 19 doubles on the year. Douglas was chosen in the 32nd round by Cincinnati in the 2007 draft.

"Brandon Douglas had a nice year offensively last year," Heller said. "He's worked hard to shore up his defense and we believe he will have a great 2008 season."

Brandon Douglas could be joined in the middle infield by his twin brother, Brett. Brett Douglas started in the outfield for the Panthers in 2006, but sat out the 2007 season with a wrist injury. Douglas hit .351 as a sophomore.

"It's hard to see how things will shake out at second," Heller said. "I know Brett is one of our best hitters and with the depth in the outfield we need to take a serious look at him at second."

Senior Travis Hendrix, who started at second for the Panthers in 2007, will probably make the move over to third base. Hendrix hit .235 and made just six errors in 49 games for the Panthers as a junior.

"Travis did a nice job last year at second, but we feel he will be even better on the left side of the infield," Heller said. "After a good summer, we look for Travis to have a big year."



Brett Featherston

The Panthers' other corner infielder will be Brett Featherston, a two-year starter at first for UNI. Featherston hit .247 with a team-leading nine home runs in 2007. He also led UNI with 46 RBIs. Featherston looks to once again be one of the top power hitters in the Valley.

"Brett has worked hard on his swing, and we all believe he will have a big year," Heller said.

Along with a solid corps of starters, the Panthers will have considerable depth in the infield.

Sophomore Gabe Schultz will fill a utility role for the Panthers. Schultz played in 21 games for the Panthers in 2007, starting nine and hitting .179 in that span.


Freshman Andy Steichen, Cory Ege and transfer Matt Davis will be fighting for time in the infield, as well. Transfer Calvin Johnson, redshirt freshman Corvin Kieger and transfer Chris Lopez will be in the mix at first base as well as designated hitter.

"Andy and Cory both had nice falls and have made big improvements in all areas of the game," Heller said. "Matt is fighting to get back from knee surgery last spring. Gabe gained some valuable

experience last year and has worked hard on his game this off season."

OUTFIELD

Once again, the Panther outfield should prove to be solid both offensively and defensively.



Dane Embury

"We have a deep and experienced outfield with what I feel has some of the best players in the league," Heller said.

The Panthers return first-team All-Valley selection Deric Manrique in center field. Manrique, a junior, had a break out season in 2007, leading UNI with a .351 average in the leadoff position, and leading the MVC with 30 stolen bases.

"Deric Manrique had a fantastic 2007 season," Heller said. "Deric had some injury and health issues the first semester, but looks healthy as we start the semester. Deric makes us go."

Senior Dane Embury will return for the Panthers in right field. The junior college transfer hit .308 in his first year at UNI, and Heller expects him to continue to improve.

"Dane Embury looks to be ready to break out with a big senior year," Heller said.

In left field, the Panthers will have to replace second-team All-MVC selection Eric Hoffmann. They could find their starter in Levi Ferguson. Ferguson redshirted his freshman season after a standout career at North Mahaska High where he was a four-time all-state selection.

"Levi Ferguson had a very good fall and will push for playing time this year," Heller said.

Another option in the outfield is Brett Douglas, who was a second-team All-MVC outfielder in 2006.


"If Brett Douglas doesn't play second, he will be one of the best defensive outfielders in the league," Heller said.

Along with playing first base or serving as designated hitter, Lopez could see time in the outfield.

"Chris Lopez brings a power bat and a strong arm," Heller said. "If Chris has the type of year we thing he can, he will make our lineup tough to pitch to."

Redshirt freshman Tyler Marburger had a good fall, but an offseason illness leaves it unsure whether or not he will be able to play this season.

CATCHERS



Eddie Almonte

Jeremy Weih, last season's regular starter, will sit out 2008 with an injury, leaving the catching duties to senior Eddie Almonte and junior college transfer Ben Marshall. Almonte saw time behind the plate in 28 games last year, starting 16.

"Eddie did a nice job in a back-up role last season and has really improved the offensive side of his game," Heller said. "Ben is a hard worker who has come in and pushed for the starting job."

PITCHERS

The Panther pitching staff will have to find a replacement for last season's ace, Aaron Jenkins. Jenkins left as UNI's career and season strikeout leader, and he earned second-team All-MVC honors. Jenkins was selected by Oakland in the 22nd round of the 2007 draft.

"Losing A.J. to the draft will hurt, but I feel we have some quality arms on our staff," Heller said. UNI returns three starting pitchers from last year in Nick Kirk, Guido Fonseca and Taylor Sinclair.

Kirk, a junior, finished with a 4-3 record and 3.50 ERA in 2007.

"Nick Kirk gives us a legit number one guy," Heller said. "If he stays healthy, he should be one of the top arms in the Valley."

Fonseca finished with a 5-4 record and 4.09 ERA. In his last three starts, he gave up just three earned runs to finish with a 1.40 ERA and to pick up a win. He held opponents to .149 hitting in that span.

"Guido Fonseca pitched very well the last three weeks of the 2007 season, and could have a big 2008," Heller said.

Senior Taylor Sinclair returns for his fourth season on the mound for UNI. As a junior, Sinclair was 3-5 with a 5.91 ERA. Along with his 11 starts, he made six appearances out of the bullpen.

"Taylor Sinclair brings a wealth of experience to the staff and is coming off a fantastic summer," Heller said. "We look for Taylor to have a big season."

Derek Ott, a sophomore transfer from Kirkwood Community College, will also battle for a place in the starting rotation.

Senior Tim Flattery and junior Zach Zirbel return to the Panther bullpen. Flattery was 1-1 with two saves and a 5.29 ERA as a junior, and Zirbel pitched 14.0 innings in relief in 2007.



Taylor Sinclair

The closer looks to be newcomer Nick Lauer or junior Jason Smith.

"Lauer threw very well this fall, and Jason looked good right before Christmas coming off elbow surgery," Heller said. "Both of these guys are pitchers you will feel confident in late in the game."

Redshirt freshman Bryant Koval and newcomers Michael O'Leary, Keith Worner, Joe Gonzalez, Chris Macek, Shuhei Fujiya and Nick Riley will give the staff a lot of depth.

"Koval has had some issues with his back, but should be ready by the start of the season. O'Leary, Worner, Macek and Gonzalez, all threw well in the off season," Heller said. "I feel good about our pitching staff and expect them to give us a chance to win each day."



Guido Fonseca

SCHEDULE

One again, the Panthers will take to the road through the early part of the season, playing their first 20 games away from Riverfront Stadium. UNI will open the season on Feb. 22 with a four-game series at Centenary. The Panthers will play a four-game set at Arkansas-Little Rock before heading to Minneapolis for a tournament that will pit them against Minnesota, California and New Mexico.

From March 14-22, UNI will play nine games in Bradenton, Fla., against teams including Ohio State, Illinois, Harvard and Northwestern.

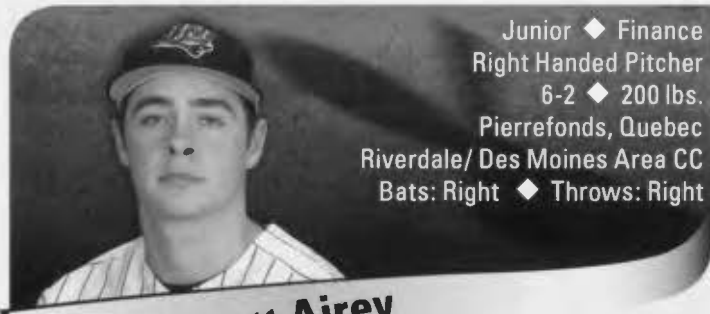
"Anytime you have to travel as much as we do, it's tough," Heller said. "This year will be a little easier than most since we will be playing in the Metrodome in week three. That should help a lot before we head to Florida. The Florida schedule is the toughest since we've been going down there."

The Panthers host UW-Platteville on March 26 in the first home game of the season. UNI will open the Missouri Valley Conference season on March 28 when it hosts Evansville for a three-game series.

In the rest of conference play, the Panthers play at Indiana State, Illinois State and Wichita State, and will host Creighton, Southern Illinois and Missouri State. In other non-conference games, the Panthers will play home and away games with Minnesota and will host in-state foe Iowa. UNI will also face the Hawkeyes in the fifth annual Corridor Classic in Cedar Rapids. The Panthers also host UW-Milwaukee and have a road tilt against Northern Illinois.

"With the returning players we have it will be fun to see how they compete early," Heller said. "We play a tough pre-conference schedule this year and it should help us get ready for the Valley. We need to get off to a better start in the Valley if we are to compete for one of the top spots. Being at home the last week of March should help."

The Panthers are playing for a chance to compete in the Missouri Valley Conference Tournament hosted by Wichita State May 21-24.



Junior ♦ Finance
Right Handed Pitcher
6-2 ♦ 200 lbs.
Pierrefonds, Quebec
Riverdale/ Des Moines Area CC
Bats: Right ♦ Throws: Right

27 Scott Airey

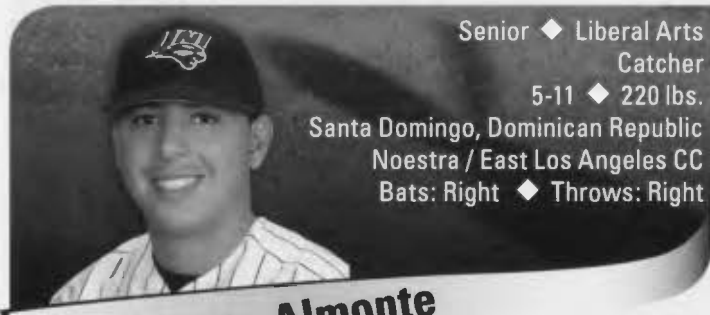
JUCO: Pitched two seasons at DMACC ... finished with a 5-4 record in two seasons, recording 40 strike outs in 45.2 innings pitched . **High School:** Played at Riverdale High School in Pierrefonds, Quebec. **Personal:** Born in Montreal, Quebec ... son of Robert and Bonnie Airey ... has one brother, Matthew ... majoring in finance.



Junior ♦ Criminology
Third Base / Second Base
6-0 ♦ 190 lbs.
Waterloo, Iowa
Waterloo West / Kirkwood CC
Bats: Right ♦ Throws: Right

6 Matt Davis

JUCO: Hit .385 with 41 RBIs, three home runs and 12 doubles as a freshman at Kirkwood ... was a first-team all-region and all-district selection ... sat out sophomore season with an injury. **High School:** Was a three-time all-conference selection at Waterloo West ... earned all-district honors twice ... was named to the all-state team in 2005. **Personal:** Born in Waterloo, Iowa ... son of Marc and Karen Davis ... has one sister, Kayla ... father, Marc, played baseball at UNI.



Senior ♦ Liberal Arts
Catcher
5-11 ♦ 220 lbs.
Santa Domingo, Dominican Republic
Noestra / East Los Angeles CC
Bats: Right ♦ Throws: Right

5 Eddie Almonte

2007: Played in 28 games and started 16 games at catcher for the Panthers ... finished the season with 10 hits and four RBIs ... was 2-of-3 with a run and two RBIs against Indiana State (4/28) ... hit .179 on the season. **JUCO:** Played two seasons at East Los Angeles CC. **Personal:** Born in Santo Domingo, Dominican Republic ... son of Eduardo Almonte and Marcia Rozon ... majoring in liberal arts.



Eddie Almonte

CAREER STATISTICS

Almonte, Eddie

Year	Avg	GP	GS	AB	R	H	2B	3B	HR	RBI	TB	SLG%	BB	HBP	SO	GDP	OB%	SF	SH	SB	ATT	PO	A	E	FLD%
2007	.179	28	16	56	6	10	0	0	0	4	10	.179	8	1	10	2	.292	0	3	0	2	123	15	0	1.000
TOTAL	.179	28	16	56	6	10	0	0	0	4	10	.179	8	1	10	2	.292	0	3	0	2	123	15	0	1.000

MEET THE PANTHERS

CAREER STATISTICS

Douglas, Brandon

Year	Avg	GP	GS	AB	R	H	2B	3B	HR	RBI	TB	SLG%	BB	HBP	SO	GDP	OB%	SF	SH	SB	ATT	PO	A	E	FLD%
2006	.370	54	54	211	51	78	11	1	4	33	103	.488	16	6	22	3	.424	3	6	10	14	107	182	25	.920
2007	.339	47	47	186	40	63	19	1	3	29	93	.500	20	4	22	3	.410	2	1	5	5	98	133	26	.899
TOTAL	.355	101	101	397	91	141	30	2	7	62	196	.494	36	10	44	6	.417	5	7	15	19	205	315	51	.911



Junior ♦ General Studies
Shortstop
5-11 ♦ 185 lbs.
St. Charles, Iowa
I-35 Truro
Bats: Right ♦ Throws: Right

23 Brandon Douglas

2007: Played in and started 47 games ... earned first-team All-MVC honors at shortstop ... hit .339 on the season and led the team with a .500 slugging percentage ... led the team with 19 doubles, ranking fourth in the MVC ... finished with 29 RBIs ... second on the team with 63 hits ... finished with 18 multi-hit games, and had eight three-hit games ... was 3-of-5 with two doubles, a home run and two runs scored at Missouri State (3/25) ... went 3-of-4 with three runs scored, three RBIs, a home run and a double against Indiana State (4/29). **2006:** Started all 54 games in which he appeared as a freshman ... was a first-team All-MVC selection at shortstop ... led UNI with a .370 batting average and was second with a .488 slugging percentage ... became the first freshman to lead the Panthers in hitting since 1988 ... led the team with 78 hits, 16 for extra bases ... had 23 multi-hit games, including 11 three-hit games ... was 3-4 with three RBI and three runs in the 15-11 win over New Mexico State on March 3 ... was 3-4 with three runs scored against Illinois on March 18 ... was 3-4 with two doubles and three runs scored in the Panthers' win over NDSU on April 2. **2005: Redshirted High School:** Lettered in track, baseball, football and basketball ... Earned all-conference, all-district honors at I-35 High in baseball ... 2002 first team All-Iowa News Association (infielder) and first team coaches association (infielder) ... Led baseball team in batting average more than once ... 2003 broke school's single season rushing record with 2,027 yards ... Member of the National Honor Society and school choir ... Honor Roll status throughout all of high school. **Personal:** Full name is Brandon Casey Douglas ... Son of Jeff and Lena Douglas ... Has twin brother, Brett, and sister, Brianna



Brandon Douglas



Brett Douglas



Junior ♦ General Studies
Outfield / Second Base

5-11 ♦ 195 lbs.
St. Charles, Iowa
I-35 Truro

Bats: Right ♦ Throws: Right

11 Brett Douglas

2007: Redshirted. **2006:** Played in 50 games and started 38 ... finished second on the team with a .351 batting average ... was a second-team All-MVC selection ... finished with 21 RBI ... had 17 multi-hit games and seven multi-RBI games ... was 4-4 with 4 RBI and two runs in the 10-0 win at Bradley on May 7 ... was 3-5 with a run against Illinois on March 18 ... was 2-3 with 2 RBI in UNI's 6-5 win over Iowa on May 6. **2005:** Played in 47 games, started 37 in the outfield ... Had seven doubles, 16 RBI and seven stolen bases ... Assisted in a game-ending triple play at Northern Illinois (3/29) ... Went 3-for-5 with three RBI at Fairleigh Dickinson ... Had three hits and four RBI in the 7-1 win against Illinois State (5/1) ... Tallied 35 hits and 23 runs scored in his first season ... Hit .545 over a four-game stretch (4/26-5/1) and assisted in two double plays. **High School:** Lettered in baseball, basketball, track and football ... Four-year first team all-conference ... First team all-district 2002-04 ... 2003-04 first team All-Iowa News Association (catcher) and first team coaches association (utility) ... First quarterback in school history to throw for more than 1,000 yards (1,246) in 2003 ... Member of the National Honor Society and school choir ... Honor Roll status throughout all of high school. **Personal:** Full name is Brett James Douglas ... Son of Jeff and Lena Douglas ... Has twin brother, Brandon, and sister, Brianna

CAREER STATISTICS

Douglas, Brett

Year	Avg	GP	GS	AB	R	H	2B	3B	HR	RBI	TB	SLG%	BB	HBP	SO	GDP	OB%	SF	SH	SB	ATT	PO	A	E	FLD%
2005	.269	47	37	130	23	35	7	0	0	16	42	.323	15	8	24	6	.379	0	1	7	9	58	6	4	.941
2006	.351	50	38	151	21	53	7	0	1	21	63	.417	17	2	18	5	.421	1	8	5	6	59	1	3	.952
TOTAL	.313	97	75	281	44	88	14	0	1	37	105	.374	32	10	42	11	.401	1	9	12	15	117	7	7	.947

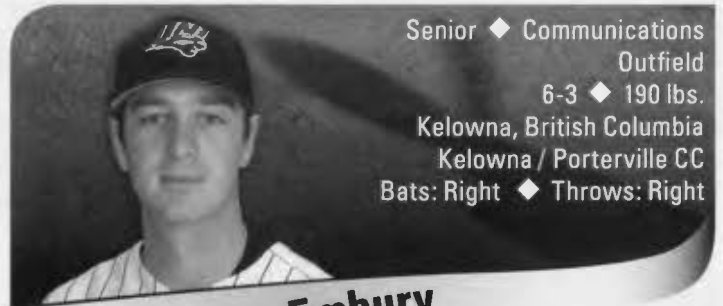
MEET THE PANTHERS



Freshman ♦ Undecided
Catcher / Third Base
6-3 ♦ 220 lbs.
Des Moines, Iowa
Des Moines East
Bats: Right ♦ Throws: Left

19 Nick Eaton

2007: Redshirted **High School:** Was a three-time selection to the all-conference and all-district first teams ... was a second-team all-state selection as a senior ... set the Des Moines East record for home runs and walks in a season and the career record for walks and runs ... was also an all-conference player in football and basketball. **Personal:** Full name is Nicholas J. Eaton ... son of Kathy and Randy Eaton.



Senior ♦ Communications
Outfield
6-3 ♦ 190 lbs.
Kelowna, British Columbia
Kelowna / Porterville CC
Bats: Right ♦ Throws: Right

30 Dane Embury

2007: Played in 48 games, starting 47 ... second on the team with 41 RBIs ... had 17 extra-base hits, including four home runs ... third on the team with a .456 slugging percentage ... finished with 16 multi-hit games, including four three-hit games and two four-hit games ... was 4-of-5 with five RBIs, a run scored and a home run against Miami (Ohio) (3/15) ... was 3-of-5 with four RBIs at Southern Illinois (5/12). **2006:** Redshirted. **JUCO:** Hit .374 during his freshman year ... Named first team all-conference his sophomore year after finishing the season with a .398 average. **High School:** Hit .421 in his senior campaign at Kelowna. **Personal:** Son of Mike and Val Embury ... brother to Paul



Freshman ♦ Undecided
Infield
6-3 ♦ 175 lbs.
Cherokee, Iowa
Washington
Bats: Right ♦ Throws: Right

2 Cory Ege

High School: Lettered three years for Washington ... advanced to the state tournament all three years, and finished as state champions in 2007 ... was all-conference and all-district as a sophomore, junior and senior ... was named to the all-state team as a senior ... was a TPX all-America honorable mention in 2007 ... named to the 2007 all-state super team. **Personal:** Born in Sioux City, Iowa ... son of John Ege and Barb Messerole ... has two brothers, Cody, 16, and Curtis, 14 ... undecided on a major.



Dane Embury

CAREER STATISTICS

Embury, Dane

Year	Avg	GP	GS	AB	R	H	2B	3B	HR	RBI	TB	SLG%	BB	HBP	SO	GDP	OB%	SF	SH	SB	ATT	PO	A	E	FLD%
2007	.308	48	47	182	27	56	11	2	4	41	83	.456	14	3	27	10	.363	2	4	7	11	99	4	5	.954
TOTAL	.308	48	47	182	27	56	11	2	4	41	83	.456	14	3	27	10	.363	2	4	7	11	99	4	5	.954

CAREER STATISTICS

Featherston, Brett

Year	Avg	GP	GS	AB	R	H	2B	3B	HR	RBI	TB	SLG%	BB	HBP	SO	GDP	OB%	SF	SH	SB	ATT	PO	A	E	FLD%
2005	.227	36	20	88	6	20	3	0	0	18	23	.261	7	1	26	1	.289	1	1	1	1	91	6	2	.980
2006	.315	52	51	178	34	56	19	0	6	48	93	.522	40	7	48	3	.454	2	1	2	3	485	31	6	.989
2007	.247	50	49	170	36	42	8	0	9	46	77	.453	33	10	48	3	.392	4	0	5	6	401	39	5	.989
TOTAL	.271	138	120	436	76	118	30	0	15	112	193	.443	80	18	122	7	.399	7	2	8	10	977	76	13	.988



Senior ♦ Health and Physical Education
First Base
6-2 ♦ 250 lbs.
Epworth, Iowa
Western Dubuque
Bats: Left ♦ Throws: Right

25 Brett Featherston

2007: Played in 50 games for UNI, making 49 starts ... named MVC Player of the Week twice (Feb. 26, March 12) ... hit .247 on the season, and was tied for third in the Valley with nine home runs ... led the Panthers with 46 RBIs ... had 11 multiple-RBI games, including four with four or more ... was 3-of-5 with two home runs, two runs scored and 5 RBIs against Akron (3/9)... was 4-of-5 with three runs scored, 4 RBIs and a home run at Centenary (2/24) ... was 3-of-4 with a double, home run and 5 RBIs at North Dakota State (5/8). **2006:** Played in 52 games, starting 51 ... was a second-team All-MVC selection ... tied the school's single-season record for walks (40) ... led the Panthers in home runs (6), doubles (19), RBI (48), slugging percentage (.522) and on-base percentage (.454) ... finished the season with a .315 batting average ... was 2-3 with five RBI and three runs scored in UNI's 15-11 win over New Mexico State on March 3 ... set a career high with six RBI against Illinois on March 18 ... was 2-4 with three RBI in UNI's 5-1 win at No. 5 Nebraska on May 10. **2005:** Played in 36 games, started nine at first base and 11 as the designated hitter ... had four multiple RBI games ... drove in the winning run at Northern Illinois (3/29), pinch hitting in the 15th ... was .400 when pinch hitting ... went 2-for-4 at Wichita State (4/17) with an RBI ... had a two-RBI double vs. Dartmouth (3/19). **High School:** First team all-conference, all-district, all-state junior and senior years ... Telegraph Herald co-Player of the Year. **Personal:** Son of Greg and Gail Featherston ... younger brother of Adam and Brooke



Brett Featherston



Freshman ♦ Undecided
Outfield
6-0 ♦ 205 lbs.
Searsboro, Iowa
North Mahaska
Bats: Right ♦ Throws: Right

16 Levi Ferguson

2007: Redshirted. **High School:** Was a first-team all-state selection all four years ... helped lead North Mahaska to a 24-4 record and South Iowa Cedar League Conference Championship in 2006 ... set five state records as a running back on the 2006 state champion team. **Personal:** Full name is Levi G. Ferguson ... son of Jayne and Grant Ferguson ... has one brother, Dawson, 13

MEET THE PANTHERS

CAREER STATISTICS

Flattery, Tim

Year	ERA	W	L	App	GS	CG	SHO	CBO	SV	IP	H	R	ER	BB	SO	2B	3B	HR	BF	B/Avg	WP	HBP	SFA	SHA	BK
2007	5.29	1	1	20	0	0	0	0	2	34.0	29	27	20	20	29	5	3	1	151	.234	6	2	3	2	1
TOTAL	5.29	1	1	20	0	0	0	0	2	34.0	29	27	20	20	29	5	3	1	151	.234	6	2	3	2	1

Fonseca, Guido

Year	ERA	W	L	App	GS	CG	SHO	CBO	SV	IP	H	R	ER	BB	SO	2B	3B	HR	BF	B/Avg	WP	HBP	SFA	SHA	BK
2007	4.09	5	4	15	12	0	0	0	0	66.0	51	39	30	36	51	14	0	2	290	.212	6	7	1	5	1
TOTAL	4.09	5	4	15	12	0	0	0	0	66.0	51	39	30	36	51	14	0	2	290	.212	6	7	1	5	1

Tim Flattery



Senior ♦ Criminology
 Right-Handed Pitcher
 6-1 ♦ 250 lbs.
 West Covina, California
 South Hills / East LA CC
 Bats: Right ♦ Throws: Right

20 Guido Fonseca

2007: Pitched in 15 games for UNI, starting 12 ... finished 5-4 with a 4.09 ERA ... struck out 51 in 66.0 IP ... struck out five while allowing just one hit and no runs in 4.0 innings at Arkansas-Little Rock (2/18) ... struck out eight in 7.1 IP at Southern Illinois (5/13) ... struck out six and allowed just one earned run in 6.0 innings pitched against Wichita State (5/6). **JUCO:** Pitched two seasons for East LA Community College ... finished with a 7-3 record and 1.82 ERA to be named South Coast Conference Most Valuable Pitcher in 2006. **High School:** Was an All-Mt. San Antonio Conference selection for South Hills High in 2001, 2002 and 2003 ... was named to the All-San Gabriel Valley team in 2003. **Personal:** Son of Patricia and Guido Fonseca ... has one sister, Nicole, and one brother, Garrett ... born in Arcadia, Calif. ... full name is Guido A. Fonseca, Jr. ... majoring in criminology.

Senior ♦ Business Management
 Right-Handed Pitcher
 5-11 ♦ 175 lbs.
 Fort Dodge, Iowa
 St. Edmond / Iowa Central CC
 Bats: Right ♦ Throws: Right



13 Tim Flattery

2007: Made 20 relief appearances for UNI ... finished with 34.0 IP and a 5.29 ERA ... struck out 29 on the season ... finished with a 1-1 record and two saves ... struck out four and did not allow a hit in 2.0 innings against Eastern Kentucky (3/13). **JUCO:** Participated in 2006 Junior College World Series, where ICCA finished seventh ... was an honorable mention all-region selection in 2006 ... finished with a 12-7 record in two seasons with ICCA ... was a distinguished JUCO Academic All-American in 2006. **High School:** Was named to the all-state first team in 2004 ... finished with a 12-2 record and .71 ERA as a senior ... was also student body president and a member of the honor choir at St. Edmond. **Personal:** Full name is Timothy H. Flattery ... son of Debbie and David Flattery ... has three brothers, Andy, Joey and Neil, and one sister, Megan.



Guido Fonseca



Sophomore ♦ Kinesiology
Right-Handed Pitcher
6-3 ♦ 180 lbs.
Irvine, California
Irvine/Orange Coast CC
Bats: Right ♦ Throws: Right

36 Shuhei Fujiya

JUCO: Played one season at Orange Coast Community College **High School:** Served as a pitcher for Irvine High School for four seasons. **Personal:** Born in Tokyo, Japan, on _____ son of Tadashi and Tamami Fujiya ... has one sister, Kanami ... lists going to the beach among his hobbies.



Freshman ♦ Pre-Medicine/Biology
Right-Handed Pitcher
5-11 ♦ 180 lbs.
Spencer, Iowa
Spencer
Bats: Left ♦ Throws: Right

Will Glienke

High School: Was a four-year letterwinner at Spencer ... earned third-team all-state honors as a junior and second-team accolades as a senior ... earned a 7-2 record with a 1.26 ERA and 86 strikeouts in 2007 ... also hit .421 as a senior ... was a three-time all-conference selection and a two-time all-district pick. **Personal:** Born _____ in Spencer, Iowa ... son of Bill and Merry Glienke ... has two brothers, Waylon and Weston ... majoring in pre-medicine/biology.

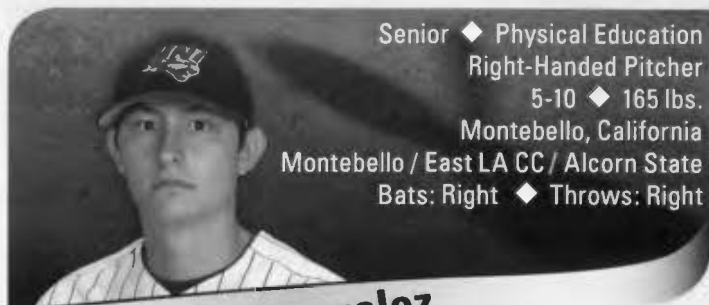


Travis Hendrix

CAREER STATISTICS

Hendrix, Travis

Year	Avg	GP	GS	AB	R	H	2B	3B	HR	RBI	TB	SLG%	BB	HBP	SO	GDP	OB%	SF	SH	SB	ATT	PO	A	E	FLD%
2007	.235	49	48	179	16	42	4	0	1	23	49	.274	5	5	32	4	.274	1	7	3	3	79	125	6	.971
TOTAL	.235	49	48	179	16	42	4	0	1	23	49	.274	5	5	32	4	.274	1	7	3	3	79	125	6	.971



Senior ♦ Physical Education
Right-Handed Pitcher
5-10 ♦ 165 lbs.
Montebello, California
Montebello / East LA CC / Alcorn State
Bats: Right ♦ Throws: Right

26 Joe Gonzalez

At Alcorn State: Made 14 appearances for Alcorn State, including 10 starts ... finished 8-3 with a 3.52 ERA ... recorded seven complete games on the season ... named second-team all-Southwestern Athletic Conference. **JUCO:** Played two seasons at East Los Angeles Community College ... made 16 appearances as a freshman and 18 as a sophomore ... finished 2-1 with two saves and a 2.81 ERA in 2005, and 4-3 with a 4.31 ERA in 2006. **High School:** Played two years at Montebello High School ... named the Almont League MVP – Pitcher. **Personal:** Son of Miguel and Lisa Gonzalez ... has two sisters, Stephanie and Brittany, and one brother, Mikey ... born in Boyle Heights, Calif ... majoring in physical education.



Senior ♦ Criminal Justice
Infield
5-10 ♦ 175 lbs.
Sonora, California
Sonora High / Merced JC
Bats: Right ♦ Throws: Right

17 Travis Hendrix

2007: Played in 49 games for UNI, starting 48 ... hit .235 on the season with 23 RBIs ... was 4-of-5 with three RBIs against Eastern Kentucky (3/13) ... was 1-of-3 with three RBIs against Loras (3/21) ... drove in the tying and go-ahead runs in UNI's 4-3 win over Wichita State (5/4). **JUCO:** Was named to the All-Central Valley Conference team in 2006 ... selected as a California Community College all-American as a sophomore ... participated in the 2006 Nor-Cal All-Star game. **High School:** Was a first-team All-Valley Oak League selection. **Personal:** Full name is Travis R. Hendrix ... son of Rhonda and Rick Hendrix ... has one sister, Janelle

MEET THE PANTHERS



Sophomore ♦ Business Management
First Base
5-10 ♦ 165 lbs.
Ankeny, Iowa
Ankeny / Iowa Western
Bats: Left ♦ Throws: Left

31 Calvin Johnson

Iowa Western: Named first-team all-region as a freshman at Iowa Western ... drafted by Tampa Bay in the 37th round of the 2006 draft. **High School:** A first-team all-state and all-district selection as a junior and senior ... set the Ankeny high school record for home runs with 15. **Personal:** Born in Humbolt, Iowa ... son of Nick Johnson and Shelly McKinney ... has one sister, Kara, and one brother, Keaton.



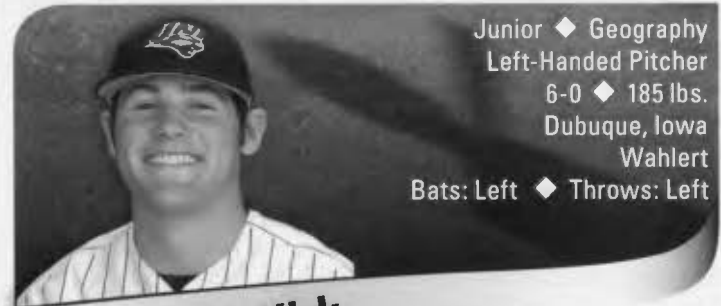
Freshman ♦ Communications
Pitcher
6-0 ♦ 217 lbs.
Roseville, Minnesota
Cretin-Durham Hall
Bats: Right ♦ Throws: Right

39 Corvin Kieger

2007: Redshirted **High School:** Was an all-metro and all-state selection as a junior and senior ... helped Cretin-Derham finish as state runner-up in 2006 ... hit .440 with 28 RBI and nine stolen bases as a senior ... hit .470 with 21 RBI and 12 stolen bases as a junior ... was a three-year captain for the hockey team ... won state hockey tournament in 2006. **Personal:** Full name is Corvin T. Kieger ... son of Danielle and Tony Kieger .. has three sisters, Kate, Callie, and Carolyn, and two brothers, Tony and Cole



Nick Kirk



Junior ♦ Geography
Left-Handed Pitcher
6-0 ♦ 185 lbs.
Dubuque, Iowa
Wahlert
Bats: Left ♦ Throws: Left

4 Nick Kirk

2007: Made 15 appearances for UNI, starting 10 ... finished with a 4-3 record and 3.50 ERA ... struck out 62 in 72.0 IP ... struck out 10 and allowed just one run in a complete-game win over North Dakota State (4/21) ... struck out nine while allowing one run in 8.0 innings against Bradley (5/18) ... threw 4.1 scoreless innings in relief to earn a win over Evansville (4/14). **2006:** Appeared in 21 games, making one start ... struck out seven through six innings in his start against St. Francis on March 13, earning a win. **High School:** First team All-Mississippi Valley, all-district and all-state ... Athlete of the Year ... High School academic achievement award. **Personal:** Full name is Nicholas G. Kirk ... Son of John and Christy Kirk ... Has one sister, Sarah

CAREER STATISTICS

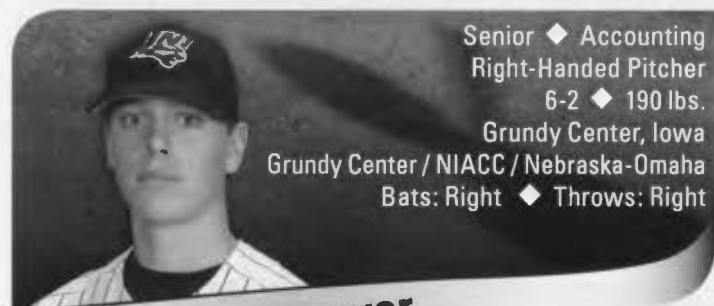
Kirk, Nick		Year	ERA	W	L	App	GS	CG	SHO	CBO	SV	IP	H	R	ER	BB	SO	2B	3B	HR	BF	B/Avg	WP	HBP	SFA	SHA	BK
2006		4.97	1	1	21	1	0	0	0	1	25.1	21	16	14	25	25	3	1	0	122	.223	4	2	1	0	1	
2007		3.50	4	3	15	10	1	0	0	0	72.0	74	39	28	39	62	6	1	0	332	.261	3	3	3	4	2	
TOTAL		3.88	5	4	36	11	1	0	0	1	97.1	95	55	42	64	87	9	2	0	454	.252	7	5	4	4	3	



Freshman ♦ Biology
 Right-Handed Pitcher
 6-4 ♦ 210 lbs.
 Brooklyn, Minnesota
 Benilde St. Margaret's
 Bats: Right ♦ Throws: Right

24 Bryant Koval

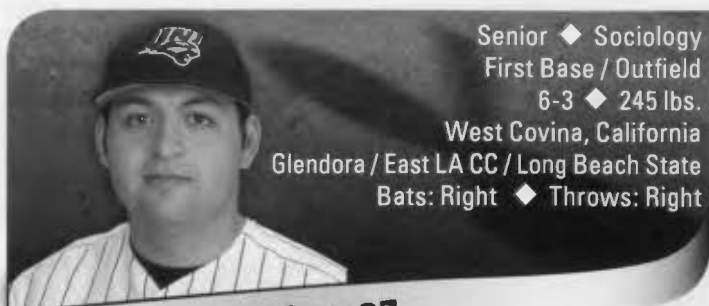
2007: Redshirted. **High School:** A three-year letter winner at Benilde-St. Margaret's ... was an all-conference and all-state selection in 2006 ... named the team MVP in 2006 ... helped BSM to a third-place state finish in 2005. **Personal:** Full name is Bryant J. Koval ... son of Jackie and Ronald Koval



Senior ♦ Accounting
 Right-Handed Pitcher
 6-2 ♦ 190 lbs.
 Grundy Center, Iowa
 Grundy Center / NIACC / Nebraska-Omaha
 Bats: Right ♦ Throws: Right

34 Nick Lauver


Nebraska-Omaha: Struck out 13 in 11.2 innings pitched for the Mavericks. **JUCO:** Set the school record for games pitched in a season and in a career at North Iowa Area Community College. **High School:** Was a three-year letterwinner at Grundy Center ... earned first-team all conference honors as a senior ... also lettered in football and basketball. **Personal:** son of Mike and Nancy Lauver ... has one brother, Matt.



Senior ♦ Sociology
 First Base / Outfield
 6-3 ♦ 245 lbs.
 West Covina, California
 Glendora / East LA CC / Long Beach State
 Bats: Right ♦ Throws: Right

35 Chris Lopez

Long Beach State: Granted a medical redshirt in 2006 ... played in five games in 2007, picking up two hits and an RBI. **JUCO:** Spent the 2004 and 2005 seasons at East Los Angeles College, batting .396 as a sophomore with 12 homers and 48 RBIs... batted .362 with 16 homers and 45 RBIs as a freshman and was the first person in ELAC history to win the Big Stick Award in 2005... Junior College All-American and a two-time all-state performer... also named first team all-conference both seasons, earning South Coast Conference MVP honors as a sophomore. **High School:** Did not play varsity baseball. **Personal:** Son of Carlos and Carmen Lopez ... has two brothers, Michael and Marcus ... born [redacted], in Hollywood, Calif.



Freshman ♦ History
 Left-Handed Pitcher
 6-0 ♦ 180 lbs.
 Frankfort, Illinois
 Lincoln-Way East
 Bats: Left ♦ Throws: Left

28 Chris Macek

High School: Lettered three years at Lincoln-Way ... finished with a 7-2 record and 3.01 ERA as a junior ... struck out 63 in 61 IP that season ... helped lead Lincoln-Way East to a conference a regional championship in 2007. **Personal:** Born [redacted] in Chicago, Ill. ... son of David and Kristi Macek ... has three siblings, Teage (16), Trevor (13) and Paige (12).

MEET THE PANTHERS

CAREER STATISTICS

Manrique, Deric

Year	Avg	GP	GS	AB	R	H	2B	3B	HR	RBI	TB	SLG%	BB	HBP	SO	GDP	OB%	SF	SH	SB	ATT	PO	A	E	FLD%
2006	.228	47	34	123	14	28	4	2	0	21	36	.293	15	3	23	3	.322	2	3	5	8	37	2	2	.951
2007	.351	50	49	202	49	71	16	2	3	36	100	.495	20	9	29	4	.433	0	4	30	32	101	1	3	.971
TOTAL	.305	97	83	325	63	99	20	4	3	57	136	.418	35	12	52	7	.390	2	7	35	40	138	3	5	.966



Junior ♦ Marketing
Outfield
5-10 ♦ 188 lbs.
Sioux City, Iowa
North High
Bats: Right ♦ Throws: Right

3 Deric Manrique

2007: Played in 50 games for UNI, starting 49 in centerfield ... a first-team All-MVC selection ... led the Panthers with a .351 average ... finished with 16 doubles, second on the team ... led UNI with 76 hits and drove in 36 ... finished the year with 21 multi-hit games ... led the Valley with 30 stolen bases ... only caught stealing twice ... was 4-of-5 with two doubles and 3 RBIs against Missouri State (3/24) ... finished 3-of-5 with two RBIs, two runs scored and three stolen bases in UNI's win at Iowa (4/17) ... 3-of-5 with 2 RBIs at Evansville (4/14) ... 3-of-3 with 5 RBIs, three runs scored, two home runs and a stolen base against Bradley (5/19). **2006:** Played in 47 games, starting 34 ... finished the season with 21 RBI ... drove in two RBI in seven different games and had five multi-hit games ... was 3-4 with an RBI in UNI's 6-5 win over Iowa on May 16. **Nebraska-Lincoln:** Redshirted **High School:** Collected a host of awards in four different sports at Sioux City North High School ... Placed third at state track in the long jump his senior year ... Led his basketball team to a state quarterfinal appearance in 2004 ... As a centerfielder, he led his team to a 37-6 record, a conference championship and a state quarterfinal appearance in baseball ... Earned first team All-State mentions in his sophomore and junior years and an All-State Elite team nod his senior year ... Four-time All-Missouri River Conference and All-Western Iowa selection ... State career record holder with 184 stolen bases ... hit .439 with 209 hits and 189 runs scored during his four-year high school career ... Honor Roll member. **Personal:** Full name is Deric R. Manrique ... Son of Denny and Lynn Manrique ... Has two sisters, Briana and E'leese


Deric Manrique



Freshman ♦ Undecided
Outfield
6-1 ♦ 190 lbs.
Beaver Falls, Pennsylvania
Blackhawk
Bats: Right ♦ Throws: Right

29 Tyler Marburger


2007: Redshirted. **High School:** Was a Louisville Slugger All-American second-team selection in 2006 ... named to the all-state team as a senior ... set the school record for career and single-season home runs. **Personal:** Full name is Tyler Kenneth Marburger ... son of Mary Kay and Robert Marburger ... has one sister, Brianna



Junior ♦ Finance
Catcher
5-10 ♦ 190 lbs.
Sugar Land, Texas
Pagosa Springs / Trinidad State JC
Bats: Right ♦ Throws: Right

1 Ben Marshall

JUCO: Hit .353 with 13 doubles, eight home runs and 38 RBIs with Trinidad State in 2007 ... was a first-team all-Empire Conference pick in 2007. **High School:** Lettered three years at Pagosa Springs ... named first-team all-conference in 2002, 2003 and 2004 ... named conference MVP in 2004. **Personal:** Son of Mike and Katy Marshall ... has one brother, Travis, who currently plays at Trinidad State ... born [redacted] in Houston, Texas.



Senior ♦ Real Estate
Left-Handed Pitcher
6-2 ♦ 200 lbs.
Frankfort, Illinois
Carmel / College of Lake County / Trinity
Bats: Left ♦ Throws: Left

10 Mike O'Leary

JUCO: Was an all-conference and all-district pitcher for College of Lake County
High School: An all-conference, all-area and all-county first-team selection at Carmel High. **Personal:** Born in Oak Park, Ill. ... son of Patricia and Timothy O'Leary ... has two brothers, Kevin and John Patrick, and three sisters, Kathleen, Maureen and Maggie.



Sophomore ♦ Criminology
Right-Handed Pitcher
6-2 ♦ 195 lbs.
Elk Run Heights, Iowa
Waterloo East / Kirkwood CC
Bats: Right ♦ Throws: Right

21 Derek Ott

JUCO: Played two seasons at Kirkwood Community College. **High School:** Pitched at Waterloo East High School. **Personal:** Son of Brian and Valeria Ott ... born in Waterloo, Iowa.




Sophomore ♦ Biomedical
Left-Handed Pitcher
6-2 ♦ 180 lbs.
Cedar Falls, Iowa
Cedar Falls/NIACC
Bats: Left ♦ Throws: Left

38 Nick Riley

JUCO: Pitched one season at North Iowa Area Community College. **High School:** Played four years at Cedar Falls High School. **Personal:** Born in Iowa City, Iowa ... son of Jeff and Lou Riley ... dad, Jeff, played football at UNI ... works as a lifeguard in the summer.



Gabe Schultz



Sophomore ♦ Undecided
Infield
6-2 ♦ 150 lbs.
Lansing, Iowa
Lansing Kee
Bats: Right ♦ Throws: Right

8 Gabe Schultz

2007: Played in 21 games for UNI, starting nine ... hit .189 on the season ... scored two runs in the Panthers' win over Yale (3/17) ... was 1-of-2 with a home run and 2 RBIs against North Dakota State (5/8). **High School:** A four-year letter winner at Kee High School, where dad, Gene, is the head coach ... set school records for most hits (78) and doubles (23) in a season ... helped lead Kee to a 43-3 record and state championship in 2005 ... was an all-state selection as a junior and senior ... was also an all-conference basketball player. **Personal:** Full name is Gabriel G. Shultz ... son of Julie and Gene Schultz ... has three siblings, Quin, McKenzie and Courtney

CAREER STATISTICS

Schultz, Gabe		Year	Avg	GP	GS	AB	R	H	2B	3B	HR	RBI	TB	SLG%	BB	HBP	SO	GDP	OB%	SF	SH	SB	ATT	PO	A	E	FLD%
		2007	.189	21	9	37	8	7	1	0	1	5	11	.297	3	5	12	0	.333	0	0	2	2	17	23	5	.889
TOTAL			.189	21	9	37	8	7	1	0	1	5	11	.297	3	5	12	0	.333	0	0	2	2	17	23	5	.889

MEET THE PANTHERS



Senior ♦ Geography
 Left-Handed Pitcher
 6-3 ♦ 180 lbs.
 Indianola, Iowa
 Indianola
 Bats: Left ♦ Throws: Left

12 Taylor Sinclair

2007: Appeared in 17 games, starting nine ... MVC Scholar Athlete honorable mention ... finished the season with a 3-5 record, one save and a 5.91 ERA ... struck out 34 in 64.0 IP ... struck out seven and did not allow a hit in 4.0 innings against Illinois State, earning a save ... did not allow an earned run in 3.2 innings to earn a win over North Dakota State (5/8). **2006:** Posted five wins for the Panthers, ranking second on the team ... appeared in 17 games, starting 14 ... struck out seven in 7.1 innings against Creighton ... struck out seven in eight innings against Evansville on the way to earning the win. **2005:** Made 17 appearances on the mound, three starts ... Finished with a 4-1 record and a 4.70 ERA ... Pitched 6.0 innings against North Dakota State (4/24) in relief and had a career-high eight strikeouts ... Earned one win at no. 29 Creighton (5/07), pitching 2.1 innings ... Pitched 4.2 innings against Bradley (5/15), giving up no runs and striking out three ... Earned his first collegiate win at Centenary, throwing 3.0 innings in relief ... Overall, pitched 44.0 innings, struck out 27 and gave up only 10 base on balls. **High School:** Lettered in baseball, golf and basketball ... 2004 first team all-state, all-conference and all-district; 8-2 with 1.20 ERA and 128 strikeouts ... 2003 second team all-district. **Personal:** Full name is Taylor Alexander Sinclair ... Son of Jim and Carol Sinclair ... Has one sibling, Jesse



Taylor Sinclair

CAREER STATISTICS

Sinclair, Taylor

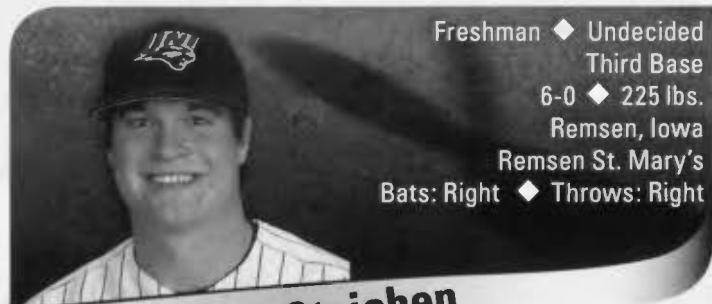
Year	ERA	W	L	App	GS	CG	SHO	CBO	SV	IP	H	R	ER	BB	SO	2B	3B	HR	BF	B/Avg	WP	HBP	SFA	SHA	BK
2005	4.70	4	1	17	3	0	0	1	0	44.0	59	29	23	10	27	11	1	4	204	.328	7	3	6	5	1
2006	4.45	5	6	17	14	1	1	0	1	85.0	87	56	42	25	48	18	0	3	374	.268	5	13	5	6	0
2007	5.91	3	5	17	11	0	0	0	1	64.0	86	56	42	29	34	13	0	4	317	.316	2	11	3	2	0
TOTAL	4.99	12	12	51	28	1	1	1	2	193.0	232	141	107	64	109	42	1	11	895	.299	14	27	14	13	1



Freshman ♦ General Studies
 Right-Handed Pitcher
 6-3 ♦ 200 lbs.
 Sioux Falls, South Dakota
 O'Gorman
 Bats: Right ♦ Throws: Right

7 Jason Smith

2007: Redshirted. **2006:** Played in 21 games and made 14 starts as a catcher ... scored two runs in UNI's 9-6 win at Minnesota on April 19 ... scored twice against Eastern Kentucky on March 17 ... reached base four times at Illinois State on Feb. 25 ... also made five appearances on the mound for UNI, accumulating a 1.80 ERA and striking out seven in five innings of work. **2005:** Started two games behind the plate ... Caught three Eastern Michigan runners stealing in a 4-0 shutout Feb. 25th. **High School:** Two time all-state, MVP Sioux Falls West ... Voted top prospect from Dakotas by Baseball America ... Member of 2004 ABCA/Rawlings All-Region Five Team ... South Dakota American Legion first team all-state catcher. **Personal:** Full name is Jason John Smith ... Son of Lyle and Denise Smith ... Has one sibling.



Freshman ♦ Undecided
 Third Base
 6-0 ♦ 225 lbs.
 Remsen, Iowa
 Remsen St. Mary's
 Bats: Right ♦ Throws: Right

18 Andy Steichen

High School: Lettered three years at Remsen St. Mary's ... was an all-district and all-state selection as a sophomore, junior and senior ... helped St. Mary's finish as state runners up in 2007 ... was also an all-district football selection and all-conference basketball pick. **Personal:** Born [redacted], in Lemons, Iowa ... son of Dan and Sue Steichen ... has three brothers, Adam, Austin and Billy, and a sister, Sarah.

CAREER STATISTICS

Smith, Jason		Year	Avg	GP	GS	AB	R	H	2B	3B	HR	RBI	TB	SLG%	BB	HBP	SO	GDP	OB%	SF	SH	SB	ATT	PO	A	E	FLD%
		2006	.163	21	14	49	6	8	0	0	0	5	8	.163	3	0	9	3	.208	1	2	0	0	103	10	1	.991
TOTAL			.163	21	14	49	6	8	0	0	0	5	8	.163	3	0	9	3	.208	1	2	0	0	103	10	1	.991

Year	ERA	W	L	App	GS	CG	SHO	CBO	SV	IP	H	R	ER	BB	SO	2B	3B	HR	BF	B/Avg	WP	HBP	SFA	SHA	BK
2006	1.80	0	0	5	0	0	0	0	0	5.0	2	2	1	3	7	1	0	0	20	.118	2	0	0	0	0
TOTAL	1.80	0	0	5	0	0	0	0	0	5.0	2	2	1	3	7	1	0	0	20	.118	2	0	0	0	0

MEET THE PANTHERS

CAREER STATISTICS

Weih, Jeremy

Year	Avg	GP	GS	AB	R	H	2B	3B	HR	RBI	TB	SLG%	BB	HBP	SO	GDP	OB%	SF	SH	SB	ATT	PO	A	E	FLD%
2007	.252	46	35	115	25	29	9	0	3	10	47	.409	14	1	25	0	.333	2	2	3	5	239	40	2	.993
TOTAL	.252	46	35	115	25	29	9	0	3	10	47	.409	14	1	25	0	.333	2	2	3	5	239	40	2	.993

Zirbel, Zach

Year	ERA	W	L	App	GS	CG	SHO	CBO	SV	IP	H	R	ER	BB	SO	2B	3B	HR	BF	B/Avg	WP	HBP	SFA	SHA	BK
2006	4.34	3	1	17	2	0	0	0	0	18.2	16	10	9	14	11	0	0	0	89	.235	4	4	2	1	0
2007	8.36	0	0	12	0	0	0	0	0	14.0	15	13	13	12	5	3	0	2	70	.288	3	2	3	1	0
TOTAL	6.06	3	1	29	2	0	0	0	0	32.2	31	23	22	26	16	3	0	2	159	.258	7	6	5	2	0



Sophomore ♦ Criminology
Catcher
6-3 ♦ 200 lbs.
Wilton, Iowa
Wilton
Bats: Right ♦ Throws: Right

Jeremy Weih

2007: Played in 46 games, starting 35 for UNI ... hit .252 on the season ... was 2-of-4 with two runs scored, 2 RBIs, a double and a home run against Miami (Ohio) ... was 2-of-4 with two runs score, a double and an RBI against Loras (3/21) ... was 2-of-3 with two doubles at Southern Illinois (3/11). **High School:** Set school records for career runs scored (162), grand slams (3), and put outs (926), as well as season records for hits (62), RBI (64), grand slams (2) and put outs (369) ... had a career batting average of .462 ... was a Louisville Slugger Pre-Season and Post-Season All-American in 2006 ... named the Iowa High School Baseball Coaches Association Player of the Year for 2006 ... helped lead Wilton to a 42-0 record and 2A State Championship in 2005 ... also participated in football, basketball, track and wrestling. **Personal:** Full name is Jeremy S. Weih ... son of Peggy and Mark Weih ... born [redacted] in Davenport, Iowa.




Freshman ♦ Secondary Education
Right-Handed Pitcher
6-6 ♦ 210 lbs.
Denver, Iowa
Denver / Drake
Bats: Right ♦ Throws: Right

22 Keith Worner

Drake: Redshirted on the Drake basketball team. **High School:** Lettered five years at Denver High ... was a first-team all-state selection in 2005 and 2006 ... was a third-team all-state pick in 2004 ... named conference MVP in 2005 and 2006 ... also lettered in basketball, football and track. **Personal:** Born [redacted] in Lancaster, Penn. son of Don and Lisa Worner ... has one brother, Brad ... was his high school valedictorian and named the Iowa winner for the Wendy's High School Heisman.



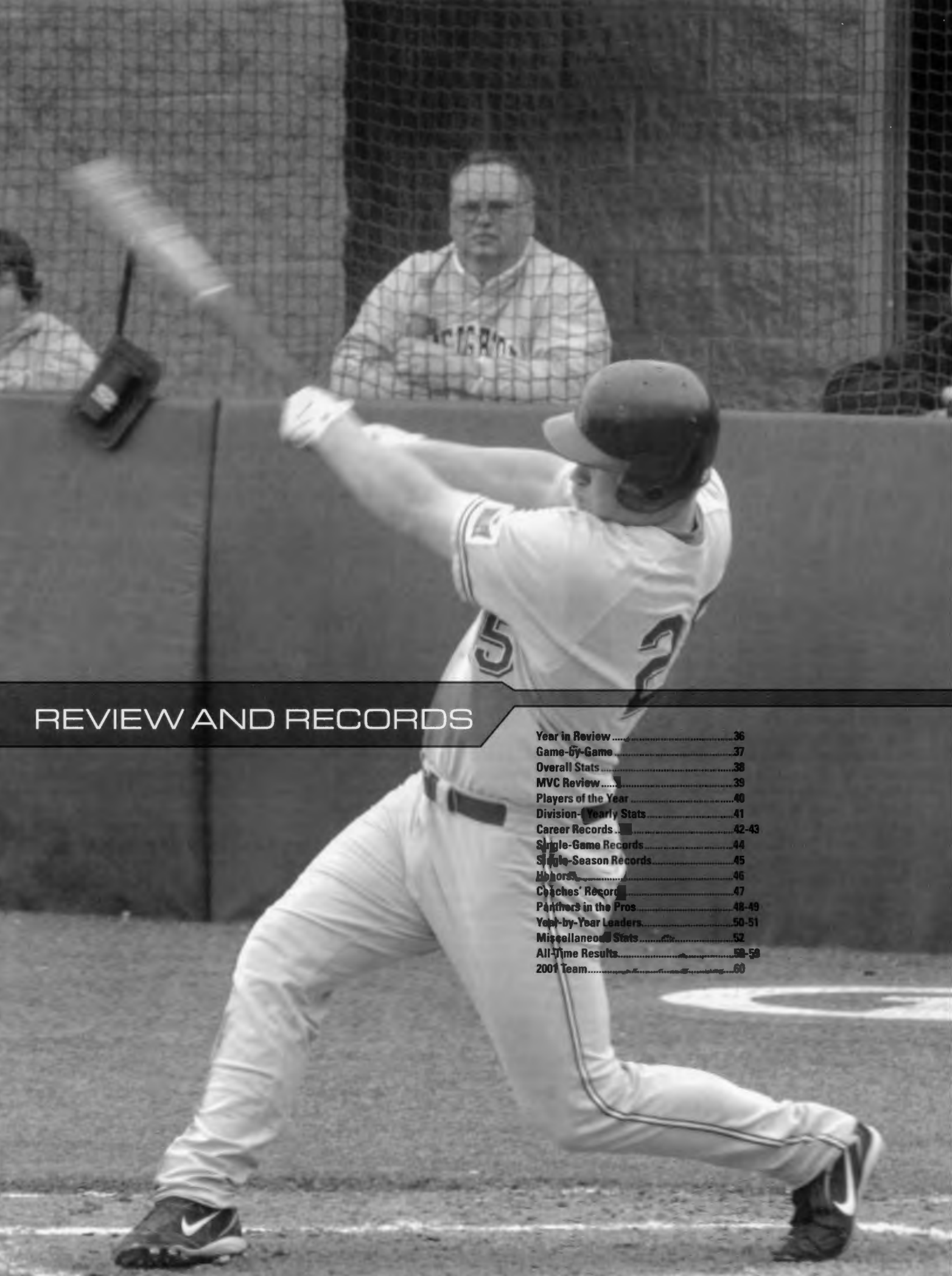
Zach Zirbel



Junior ♦ Major
Right-Handed Pitcher
6-1 ♦ 195 lbs.
Clear Lake, Iowa
Clear Lake
Bats: Right ♦ Throws: Right

9 Zach Zirbel

2007: Pitched in 12 games for the Panthers ... struck out five in 14.0 IP ... struck out two in 2.0 innings against Indiana State (4/28). **2006:** Finished with a 3-1 record and 4.34 ERA ... made 17 appearances and two starts ... did not allow a run in 12 of his appearances ... did not allow a hit or a run in his start at No. 5 Nebraska, earning the win. **2005:** Redshirted. **High School:** Had three no hitters his senior season ... three-time member all-conference baseball team ... two-time first team all-district ... 2004 first team all-state ... 2003 first team all-conference basketball and all-district football. **Personal:** Full name is Zachariah G. Zirbel ... son of Greg and Sharon Zirbel ... brother of Zane



REVIEW AND RECORDS

Year in Review	36
Game-by-Game	37
Overall Stats	38
MVC Review	39
Players of the Year	40
Division Yearly Stats	41
Career Records	42-43
Single-Game Records	44
Single-Season Records	45
Honors	46
Coaches' Record	47
Panthers in the Pros	48-49
Year-by-Year Leaders	50-51
Miscellaneous Stats	52
All-Time Results	53-58
2001 Team	60

The 2007 University of Northern Iowa baseball team finished the season 23-28 overall and 8-16 in Missouri Valley Conference play. The Panthers tied for sixth in the league, but narrowly missed the MVC Tournament due to tiebreakers and the tournament's host school, Missouri State, finishing outside the top six.

Two Panther sophomores earned places on the all-conference first team, Deric Manrique in the outfield and Brandon Douglas at shortstop. This was the second straight season that Douglas was selected to the first team. The St. Charles, Iowa, native finished the season with a .339 average, and he was among the Valley



Deric Manrique

leaders with 19 doubles on the season. Douglas finished the season with a .500 slugging percentage, the best on the team. Manrique led the Panthers with a .351 average, and he had 21 multi-hit games on the season. He also led the conference with 30 stolen bases, coming on just 32 attempts.

Junior lefty Aaron Jenkins was a second-team selection to the all-conference team. Jenkins led the Valley in strikeouts, and set the school record for strikeouts in a season with 126. He also reached 247 career strikeouts, tying the school record. He threw three complete games, including a complete-game shutout against Indiana State that garnered MVC Player of the Week honors on April 30. He had two 15-strikeout games, and finished the year with a 3.04 ERA.

Eric Hoffmann was an honorable mention to the all-conference team. The senior outfielder led UNI in hitting for much of the season, and he finished with the team's second-best average, .342.

The Panthers played 24 of their first 25 games on the road, and UNI was 17 games into the season before hosting Loras in the home opener. UNI began the 2007 campaign at Arkansas-Little Rock. UALR won the series, 3-1, but two of the Panthers' losses came by just one run. That would evolve into a trend for UNI, as 10 of the Panthers' losses came by just one run.

The Panthers picked up a series win at Centenary the next week before finishing 1-2 in the Memphis Tournament. The Panthers' two losses in Memphis came by a combined three runs, 3-2 to Memphis and 4-2 to Indiana, and they sandwiched an 11-5 win over Eastern Illinois.

The Panthers went 5-2 on the spring break trip to Florida, pushing their season record to 9-8 overall. UNI fell 7-6 to Akron in the opening game of the trip. Junior Brett Featherston belted two home runs in the loss.

The Panthers edged Bowling Green 4-3 before rolling to a 13-2 win over Fairfield. UNI set its season high for hits with 20 in a 19-3 win over Eastern Kentucky. Dane Embury helped lead the Panthers to a 10-7 win over Miami (Ohio) and a 9-7 win over Yale to round out the trip. Embury was 4-of-5 in each of those games, and he hit .706 in the final four games of the trip, tallying 12 hits and as many RBIs.

The Panthers returned home to host Loras in UNI's home opener, topping the in-state foe 9-7. Then it was back on the road for UNI, playing Missouri State in the Missouri Valley Conference opener. After falling 4-3 in game one of the series, UNI climbed out of a 6-0 first-inning deficit to claim a 9-8 win in 10 innings. After building an early lead, MSU was able to fend off a late Panther rally to claim the rubber match, 12-7, and win the series.

After falling in non-conference play at Minnesota, the Panthers suffered a series sweep at the hands of Creighton. The Panthers returned to Riverfront where they faced below-freezing temperatures and Illinois State. Game one of the series was postponed after five innings because of the cold conditions. When the teams resumed on Saturday, ISU used a two-run home-run with two outs in the top of the ninth to take a 10-9 win. The Panthers followed with a 10-5 win over the Redbirds. In the deciding game, the teams took a 2-2 tie into the 10th inning. ISU scored five in the first half of the inning, and the Panthers were only able to score one in the 7-3 loss.

Evansville handed UNI a 9-1 loss in the opening game of that series. UNI pounded out 12 hits in the Saturday game, taking a 4-2 win and evening the series. Evansville came away with the series win, however, after winning the Sunday game 6-2.

The Panthers returned to their home state to face in-state rival Iowa in Iowa City. UNI turned 15 hits into 15 runs on the way to a 15-10 win over the Hawkeyes. Manrique, Doulgas, Hoffmann and Curt Bradley each tallied three hits in the win. Taylor Sinclair held Iowa to three runs through five innings to earn the win.

That was the beginning of a five-game win streak for UNI. The Panthers picked up a 3-2 win over North Dakota State on Friday, then rolled to a 10-1 win over the Bison on Saturday. UNI completed the series sweep with an 8-5 win on Sunday.

Following the break in MVC play, the Panthers hosted Indiana State in a league series. Jenkins pitched a complete-game shut out in the Friday game, pacing UNI to a 5-0 win. Despite cranking out 16 hits in the Saturday game, five errors came back to haunt UNI in a 13-9 loss to the Sycamores.

In the third game of the series, the Sycamores took a 15-5 lead in the top of the eighth, but Jamie Ballesteros hit a solo home run to keep the game alive. The Panthers put eight straight batters on base safely in the bottom of the ninth, scoring the first seven. UNI brought the go-ahead run to the plate, but the Panthers' rally fell short in a 15-13 loss.



Taylor Sinclair

The Panthers wrapped up a nine-game home stand when they hosted league-leading Wichita State. Jenkins pitched his second complete game of the year, helping the Panthers top the No. 10 Shockers, 4-3. The Panthers trailed 3-0 in the sixth. UNI scored all four of its runs in the bottom half of that inning, including the tying and go-ahead runs on a two-out, two-RBI single up the middle by Travis Hendrix.

UNI dropped the last two games in close contests to the Shockers, falling 4-2 on Saturday and 6-4 in the Sunday game.

The Panthers split a pair of one-run, seven-inning games at NDSU. UNI dropped game one 2-1 before taking an 8-7 win in the second game.

UNI wrapped up its road schedule with a three-game series at Southern Illinois. The Salukis took a 7-2 win in game one, but the Panthers tied the series with an 8-2 win on Saturday. SIU edged the Panthers 3-2 on Sunday to take the series win.

UNI competed in the Corridor Classic for the fourth year. The Panthers led through much of the game, but a run in the top of the ninth gave Iowa a 5-4 lead that UNI was unable to match.

The Panthers returned home to host Bradley in the final series of the season. Jenkins pitched his third complete game of the year, striking out 15 to lead the Panthers to a 4-2 win over the Braves on Friday. The Panthers took a 3-0 lead in the second game, but the Braves came back to score four unanswered runs and take a 4-3 win.

The Panthers bats came out on fire in the season finale on Sunday. UNI totaled 16 hits on the way to a 14-5 win. Boone Bugger was 3-of-3 from the plate with two doubles and three runs scored in his final game with the Panthers. Manrique hit both his second and third home runs of the season, tallying five RBIs.

Six seniors, Curt Bradley, Bugger, Nick Cameron, Chad Epperson, Hoffmann and Tim Smid, wrapped up their careers at UNI in 2007.

Date	Score	Opposing team	Pitcher of record	Highlights	UNI R-H-E	Opp. R-H-E	Record
2/16	L, 6-7	at Arkansas-Little Rock	Hoffmann (L 0-1)	Douglas 3-5, 2 RBI; Embury 2-3, 2 RBI, R; Jenkins 6.0 IP, 9 K, 1 ER	6-9-0	7-3-2	0-1-0
2/17	L, 0-8	at Arkansas-Little Rock	Sinclair (L 0-1)	Kraayenbring 1-2, Embury 1-3; Sinclair 5.0 IP, 1 ER	0-2-4	8-10-0	0-2-0
2/17	L, 5-6	at Arkansas-Little Rock	Epperson (L 0-1)	Embury 3-5, 2B, R; Douglas 2B, R; Ballesteros 2B	5-7-4	6-6-0	0-3-0
2/18	W, 9-3	at Arkansas-Little Rock	Fonseca (W 1-0)	Manrique 2-5, 3 RBI, 2 R; Featherston HR, 2 RBI; Fonseca 4.0 IP, 1 H, 0 ER	9-9-1	3-7-3	1-3-0
2/23	W, 5-2	at Centenary	Jenkins (W 1-0)	Hendrix 3-5, 3 RBI; Featherston HR, 3 R, RBI; Jenkins 7.0 IP, 12 K, 1 ER	5-9-1	2-4-1	2-3-0
2/24	L, 8-12	at Centenary	Sinclair (L 0-2)	Featherston 4-5, 4 RBI, 3 R, HR; Bradley 3-5, 2 R; Hendrix 2-5, 2 RBI	8-15-0	12-16-2	2-4-0
2/25	W, 13-12	at Centenary	Barry (W 1-0)	Hoffmann 3-6, 3 RBI, R; Cameron 2-5, RBI, 2 R; Bugger 1-1, 2 RBI	13-15-1	12-11-3	3-4-0
3/2	L, 2-3	at Memphis	Epperson (L 0-2)	Embury 1-4, 2 RBI; Jenkins 8.0 IP, 0 ER, 6 K	2-3-3	3-6-1	3-5-0
3/3	W, 11-5	vs. Eastern Illinois	Flattery (W 1-0)	Bradley 4-5, 2 R, 2B; Douglas 3-4, 3 RBI, 2B; Flattery 2.2 IP, 0 ER	11-13-4	5-8-4	4-5-0
3/4	L, 2-4	vs. Indiana	Fonseca (L 1-1)	Featherston 1-2, RBI; Douglas 1-4, 2B;	2-6-0	4-9-2	4-6-0
3/9	L, 6-7	vs. Akron	Barry (L 1-1)	Featherston 3-5, 5 RBI, 2 HR; Embury 2-5, R, 3B; Manrique 1-3, R, 3B	6-13-2	7-16-0	4-7-0
3/10	W, 4-3	vs. Bowling Green	Fonseca (W 2-1)	Bradley 2-4, 2B, RBI, R; Manrique 2-4, RBI; Fonseca 7.1 IP, 3 ER	4-7-1	3-5-2	5-7-0
3/11	W, 13-2	vs. Fairfield	Sinclair (W 1-2)	Douglas 2-4, 3 R, 2B; Featherston 1-4, 3 RBI, 2 R; Sinclair 6.0 IP, 2 ER	13-11-1	2-9-7	6-7-0
3/12	W, 19-3	vs. Eastern Kentucky	Kirk (W 1-0)	Embury 2-3, 4 RBI, 3 R, 3B; Hendrix 4-5, 3 RBI; Kirk 5.0 IP, 0 ER	19-20-3	3-5-3	7-7-0
3/14	L, 2-5	vs. Bucknell	Cordova (L 0-1)	Embury 2-4, 2 RBI, 2B; Cordova 5.0 IP, 1 ER	2-5-0	5-13-2	7-8-0
3/15	W, 10-7	vs. Miami (OH)	Westphal (W 1-0)	Embury 4-5, 5 RBI, HR; Weih 2-4, 2 RBI, 2 R, HR; Jenkins 5.1 IP, 11 K, 1 ER	10-14-2	7-10-0	8-8-0
3/17	W, 9-7	vs. Yale	McDermott (W 1-0)	Featherston 2-4, 2B, 2 R, RBI; Embury 4-5, 2B, 2 RBI; Sinclair 4.2 IP, 5 K	9-10-0	7-13-2	9-8-0
3/21	W, 9-6	Loras	Westphal (W 2-0)	Featherston 2-5, 2 2B, 2 RBI; Manrique 2-4, 2B, 2 SB, 2 RBI; Embury 3-5, 2 2B	9-11-2	6-8-1	10-8-0
3/23	L, 3-4	at Missouri State	Jenkins (L 1-1)	Embury 1-4, 2 RBI, 2B; Jenkins 6.0 IP, 1 ER, 6 K	3-6-2	4-5-0	10-9-0
3/24	W, 9-8	at Missouri State	Barry (W 2-1)	Manrique 4-5, 3 RBI, 2 2B, SB; Hoffmann 2-4, 2 RBI, HR, 2 R; Kirk 5.2 IP, 1 R	9-11-4	8-8-1	11-9-0
3/25	L, 7-12	at Missouri State	Fonseca (L 2-2)	Douglas 3-5, 2 R, RBI, 2 2B HR; Featherston 2-5, HR; Manrique 3-3, 2 RBI, SB	7-11-3	12-13-1	11-10-0
3/26	L, 1-8	at Minnesota	Fonseca (L 2-3)	Hoffmann 3-4; Bradley 1-4, RBI; Fonseca 2.0 IP, 1 ER, 4 K	1-7-5	8-9-0	11-11-0
3/30	L, 3-13	at Creighton	Jenkins (L 1-2)	Featherston 1-3, 2B, 2 RBI, R; Hoffmann 2-3; Manrique 1-3, 2 R	3-6-1	13-13-1	11-12-0
4/1	L, 5-10	at Creighton	Kirk (L 1-1)	Featherston 1-3, 3 RBI, HR; Hendrix 2-4; McDermott 1.0 IP, 0 ER	5-7-1	10-12-1	11-13-0
4/1	L, 1-8	at Creighton	Fonseca (L 2-4)	Schultz 1-2, RBI; Bugger 1-1, 2B, R; Fonseca 4.0 IP, 2 ER, 3 K	1-6-2	8-5-0	11-14-0
4/6	L, 9-10	Illinois State	Westphal (L 2-1)	Hoffman 3-5, 3 RBI, 2 R; Douglas 2-4, RBI, 2B, 3B; Kraayenbring 4-5, 2 RBI	9-14-2	10-6-1	11-15-0
4/7	W, 10-5	Illinois State	Fonseca (W 3-3)	Featherston 2-5, HR, 4 RBI; Douglas 3-3, 2 R, 2 RBI, 2B; Sinclair 4.0 IP, 0 H	10-15-0	5-3-0	12-15-0
4/8	L, 3-7	Illinois State	Flattery (L 1-1)	Hoffmann 2-4, 2 RBI, 2B; Manrique 1-3, 2 R, 2B; Jenkins 6.1 IP, 2 R, 8 K	3-9-3	7-11-2	12-16-0
4/11	L, 1-7	at Minnesota	Cordova (L 0-2)	Manrique 1-2, R; Epperson 2.0 IP, 0 R, 2 K	1-1-3	7-10-1	12-17-0
4/13	L, 1-9	at Evansville	Sinclair (L 1-3)	Embury 1-4, R, 2B; Hendrix RBI; Epperson 2.2 IP, 1 ER	1-3-2	9-9-1	12-18-0
4/14	W, 4-2	at Evansville	Kirk (W 2-1)	Manrique 3-5, 2B, 2 RBI, R; Bradley 4-5, RBI, 2 SB; Kirk 4.1 IP, 0 ER, 4 K	4-12-1	2-9-1	13-18-0
4/15	L, 2-6	at Evansville	Jenkins (L 1-3)	Featherston 2-2, RBI, R; Flattery 2.1 IP, 0 H, 0 R	2-4-1	6-5-1	13-19-0
4/17	W, 15-10	at Iowa	Sinclair (W 2-3)	Manrique 3-5, 2 RBI, 3 SB; Douglas 3-5, RBI, 2B; Bradley 3-5, 2 RBI; Sinclair 5.0 IP	15-15-1	10-18-3	14-19-0
4/20	W, 3-2	North Dakota State	McDermott (W 2-0)	Hendrix 3-5, RBI,; Weih 1-4, R, RBI, 2B; Jenkins 8.0 IP, 2 H, 2 R, 15 K	3-12-0	2-4-1	15-19-0
4/21	W, 10-1	North Dakota State	Kirk (W 3-1)	Douglas 2-3, 3 RBI, 2B; Hendrix 2-5, 2 RBI, HR; Kirk 9.0 IP, 1 R, 10 K	10-14-3	1-10-2	16-19-0
4/22	W, 8-5	North Dakota State	Fonseca (W 4-4)	Manrique 3-4, HR; Douglas 1-5, 2 RBI, HR; Embury 2-4, HR; Sinclair 5.0 IP, 2 ER	8-13-2	5-7-2	17-19-0
4/27	W, 5-0	Indiana State	Jenkins (W 2-3)	Douglas 3-3, 2B, 2 RBI; Manrique 1-3, 2 R, 2 SB; Jenkins 9.0 IP, 3 H, 0 R, 11 K	5-6-0	0-3-1	18-19-0
4/28	L, 9-13	Indiana State	Kirk (L 3-2)	Manrique 4-6, 2 RBI, 2 SB, 2B; Ballesteros 1-2, HR; Cameron 2-2, 2 RBI	9-16-5	13-11-1	18-20-0
4/29	L, 13-15	Indiana State	Sinclair (L 2-4)	Douglas 3-5, 3 RBI, 2 R, HR, 2B; Ballesteros 3-5, 3 RBI, HR; Manrique 2-5, 3 R, 2B	13-15-1	15-20-2	18-21-0
5/4	W, 4-3	Wichita State	Jenkins (W 3-3)	Hendrix 1-4, 2 RBI; Manrique 2-4, R; Jenkins 9.0 IP, 2 ER, 8 K	4-5-4	3-6-3	19-21-0
5/5	L, 2-4	Wichita State	Kirk (L 3-3)	Embury 2-4, R; Hendrix 1-3, RBI, Kirk 7.2 IP, 1 ER, 7 K	2-7-4	4-8-2	19-22-0
5/6	L, 4-6	Wichita State	Sinclair (L 2-5)	Ballesteros 1-3, 2 R, HR; Featherston 2-4, RBI; Fonseca 6.0 IP, 1 ER, 6 K	4-9-1	6-10-1	19-23-0
5/8	L, 1-2	at North Dakota State	Bugger (L 0-1)	Manrique 0-2, R, 3 SB; Cordova 4.2 IP, 1 ER	1-3-0	2-5-0	19-24-0
5/8	W, 8-7	at North Dakota State	Sinclair (W 3-5)	Featherston 3-4, 2B, HR, 5 RBI; Schultz 1-2, 2 RBI, HR; Sinclair 3.2 IP, 0 ER	8-12-5	7-6-1	20-24-0
5/11	L, 2-7	at Southern Illinois	Jenkins (L 3-4)	Weih 2-3, R, 2B; Douglas 2-4, RBI; Kraayenbring 2-3, RBI	2-8-4	7-13-1	20-25-0
5/12	W, 8-2	at Southern Illinois	Kirk (W 4-3)	Embury 3-5, 4 RBI; Douglas 3-3, 2 RBI, 3 R; Kirk 6.2 IP, 5 K, 2 ER	8-17-2	2-10-2	21-25-0
5/13	L, 2-3	at Southern Illinois	Westphal (L 3-2)	Weih 2-3, R; Hoffmann 1-3, RBI; Fonseca 7.1 IP, 8 K, 2 ER	2-4-1	3-8-0	21-26-0
5/15	L, 4-5	Iowa	Barry (L 2-2)	Manrique 1-5, 2B, R, 2 SB; Weih 2-3, R; Sinclair 6.0 IP, 3 ER	4-9-0	5-7-0	21-27-0
5/17	W, 4-2	Bradley	Jenkins (W 4-4)	Embury 2-3, 2 RBI, HR; Manrique 2-4, 2 2B; Jenkins 9.0 IP, 2 ER, 15 K	4-6-0	2-5-0	22-27-0
5/18	L, 3-4	Bradley	Westphal (L 2-3)	Cameron 2-3, 2 RBI; Featherston 1-4, 2B, RBI; Kirk 8.0 IP, 1 ER, 9 K	3-6-0	4-11-1	22-28-0
5/19	W, 14-5	Bradley	Fonseca (W 5-4)	Manrique 3-3, 2 HR, 5 RBI, 3 R; Bugger 3-3, 3 R, RBI; Fonseca 6.0 IP, 0 ER, 1 H	14-16-1	5-7-0	23-28-0

OVERALL STATS

HITTING

Player	AVG	GP	GS	AB	R	H	2B	3B	HR	RBI	TB	SLG%	BB	HBP	SO	GDP	OB%	SF	SH	SB	ATT	PO	A	E	FLD%
Deric Manrique	.351	50	49	202	49	71	16	2	3	36	100	.495	20	9	29	4	.433	0	4	30	32	101	1	3	.971
Eric Hoffmann	.342	44	41	161	28	55	4	2	1	31	66	.410	15	3	16	4	.401	3	3	3	5	39	2	4	.911
Brandon Douglas	.339	47	47	186	40	63	19	1	3	29	93	.500	20	4	22	3	.410	2	1	5	5	98	133	26	.899
Dane Embury	.308	48	47	182	27	56	11	2	4	41	83	.456	14	3	27	10	.363	2	4	7	11	99	4	5	.954
Nick Cameron	.264	20	14	53	7	14	1	0	0	12	15	.283	9	3	10	0	.400	0	1	3	4	12	0	1	.923
Jeremy Weih	.252	46	35	115	25	29	9	0	3	10	47	.409	14	1	25	0	.333	2	2	3	5	239	40	2	.993
Jordan Kraayenbrink	.250	36	26	100	14	25	1	0	0	13	26	.260	16	3	17	1	.370	0	0	11	13	19	22	1	.976
Brett Featherston	.247	50	49	170	36	42	8	0	9	46	77	.453	33	10	48	3	.392	4	0	5	6	401	39	5	.989
Curt Bradley	.242	43	41	157	27	38	7	0	0	12	45	.287	14	2	27	3	.310	1	2	10	16	41	1	1	.977
Boone Bugger	.237	26	15	59	11	14	6	0	0	5	20	.339	9	0	12	0	.338	0	0	1	2	15	22	9	.804
Travis Hendrix	.235	49	48	179	16	42	4	0	1	23	49	.274	5	5	32	4	.274	1	7	3	3	79	125	6	.971
Jaime Ballesteros	.220	33	22	82	17	18	3	0	4	11	33	.402	15	4	22	3	.366	0	0	0	0	25	40	7	.903
Gabe Schultz	.189	21	9	37	8	7	1	0	1	5	11	.297	3	5	12	0	.333	0	0	2	2	17	23	5	.889
Eddie Almonte	.179	28	16	56	6	10	0	0	0	4	10	.179	8	1	10	2	.292	0	3	0	2	123	15	0	1.000
Totals	.278	51	51	1739	311	484	90	7	29	278	675	.388	195	53	309	37	.366	15	27	83	106	1329	556	93	.953
Opponents	.260	51	51	1715	307	446	85	6	23	263	612	.357	270	50	391	16	.372	22	27	73	90	1343	623	69	.966

LOB - Team (375), Opp (448). DPs turned - Team (31), Opp (48). IBB - Team (12), Featherston 5, Manrique 2, Douglas, Brandon 2, Hendrix 1, Embury 1, Cameron 1, Opp (11). Picked off - Douglas, Brandon 4, Embury 4, Bradley 3, Manrique 2, Hendrix 2, Featherston 2, Hoffmann 1, Schultz 1, Kraayenbrink 1.

PITCHING

Player	ERA	W	L	APP	GS	CG	SHO	CBSV	IP	H	R	ER	BB	SO	2B	3B	HR	AB	B/Avg	WP	HBP	BK	SFA	SHA	
Aaron Jenkins	3.04	4	4	14	14	3	1	0	0	94.2	76	48	32	55	126	19	1	7	353	.215	19	4	2	0	6
Jason Barry	3.27	2	2	14	0	0	0	0	4	22.0	18	9	8	10	18	5	0	1	80	.225	2	6	1	1	1
Eric Hoffmann	3.38	0	1	8	0	0	0	0	1	5.1	3	4	2	9	7	0	0	16	.188	0	0	2	0	1	
Nick Kirk	3.50	4	3	15	10	1	0	0	0	72.0	74	39	28	39	62	6	1	0	283	.261	3	3	2	3	4
Guido Fonseca	4.09	5	4	15	12	0	0	0	0	66.0	51	39	30	36	51	14	0	2	241	.212	6	7	1	1	5
Tim Flattery	5.29	1	1	20	0	0	0	0	2	34.0	29	27	20	20	29	5	3	1	124	.234	6	2	1	3	2
Taylor Sinclair	5.91	3	5	17	11	0	0	0	1	64.0	86	56	42	29	34	13	0	4	272	.316	2	11	0	3	2
Adam McDermott	6.06	2	0	27	0	0	0	0	0	16.1	22	13	11	14	15	7	0	0	66	.333	3	2	0	3	1
Angelo Cordova	6.10	0	2	9	4	0	0	0	0	20.2	21	20	14	21	15	3	1	2	83	.253	5	2	0	1	1
Bryan Westphal	6.57	2	3	14	0	0	0	0	1	12.1	18	10	9	7	11	5	0	2	51	.353	0	4	0	0	1
Zach Zirbel	8.36	0	0	12	0	0	0	0	0	14.0	15	13	13	12	5	3	0	2	52	.288	3	2	0	3	1
Chad Epperson	8.49	0	2	14	0	0	0	0	0	11.2	14	16	11	7	9	1	0	1	46	.304	3	6	2	4	1
Boone Bugger	9.00	0	1	9	0	0	0	0	0	5.0	12	5	5	5	7	2	0	0	28	.429	1	1	0	0	0
Alex Meyer	9.00	0	0	2	0	0	0	0	0	2.0	2	2	2	2	1	0	0	7	.286	0	0	0	0	0	
Tim Smid	15.00	0	0	4	0	0	0	0	0	3.0	5	6	5	4	0	1	0	1	13	.385	0	0	0	0	1
Totals	4.71	23	28	51	51	4	1	0	9	443.0	446	307	232	270	391	85	6	23	1715	.260	53	50	11	22	27
Opponents	4.91	28	23	51	51	2	1	1	10	447.2	484	311	244	195	309	90	7	29	1739	.278	36	53	12	15	27

PB - Team (30), Weih 21, Almonte 9, Opp (10). Pickoffs - Team (18), Kirk 4, Sinclair 4, Fonseca 4, Weih 2, Jenkins 2, Epperson 1, Westphal 1, Opp (20). SBA/ATT - Weih (45-55), Almonte (28-32), Kirk (11-13), Jenkins (9-11), Fonseca (8-11), Sinclair (9-10), Cordova (9-9), Flattery (3-9), Barry (7-7), Hoffmann (6-7), McDermott (2-3), Epperson (3-3), Bugger (3-3), Westphal (1-2), Zirbel (2-2).


FIELDING

Player	C	PO	A	E	FLD%	DPs	SBA	CSB	SBA%	PB	CI	Player	C	PO	A	E	FLD%	DPs	SBA	CSB	SBA%	PB	CI
Eddie Almonte	138	123	15	0	1.000	0	28	4	.875	9	0	Eric Hoffmann	45	39	2	4	.911	0	6	1	.857	0	0
Bryan Westphal	6	2	4	0	1.000	0	1	1	.500	0	0	Tim Flattery	11	3	7	1	.909	0	3	6	.333	0	0
Jason Barry	5	1	4	0	1.000	0	7	0	1.000	0	0	Jaime Ballesteros	72	25	40	7	.903	4	0	0	-	0	0
Zach Zirbel	3	1	2	0	1.000	0	2	0	1.000	0	0	Brandon Douglas	257	98	133	26	.899	22	0	0	-	0	0
Tim Smid	1	0	1	0	1.000	0	0	0	-	0	0	Gabe Schultz	45	17	23	5	.889	1	0	0	-	0	0
Adam McDermott	1	0	1	0	1.000	0	2	1	.667	0	0	Chad Epperson	6	2	3	1	.833	0	3	0	1.000	0	0
Jeremy Weih	281	239	40	2	.993	0	45	10	.818	21	0	Nick Kirk	29	2	22	5	.828	1	11	2	.846	0	0
Brett Featherston	445	401	39	5	.989	26	0	0	-	0	0	Boone Bugger	46	15	22	9	.804	4	3	0	1.000	0	0
Curt Bradley	43	41	1	1	.977	0	0	0	-	0	0	Angelo Cordova	5	2	2	1	.800	0	9	0	1.000	0	0
Jordan Kraayenbrink	42	19	22	1	.976	3	0	0	-	0	0	Taylor Sinclair	15	2	9	4	.733	0	9	1	.900	0	0
Travis Hendrix	210	79	125	6	.971	22	0	0	-	0	0	Guido Fonseca	18	1	12	5	.722	1	8	3	.727	0	0
Deric Manrique	105	101	1	3	.971	0	0	0	-	0	0	Alex Meyer	0	0	0	0	.000	0	0	0	-	0	0
Aaron Jenkins	28	5	22	1	.964	0	9	2	.818	0	0	Totals	1978	1329	556	93	.953	31	73	17	.811	30	0
Dane Embury	108	99	4	5	.954	0	0	0	-	0	0	Opponents	2035	1343	623	69	.966	48	83	23	.783	10	0
Nick Cameron	13	12	0	1	.923	0	0	0	-	0	0												

2007 MISSOURI VALLEY CONFERENCE STANDINGS

	—Conference—		—Overall—	
Wichita St.	20-4	.833	53-22	.707
Creighton	19-5	.792	45-16	.738
Southern Illinois	13-11	.542	34-22	.607
Bradley	13-11	.542	32-21	.604
Evansville	13-11	.542	35-23	.603
UNI	8-16	.333	23-28	.451
Illinois St.	8-16	.333	20-32	.385
Indiana State	7-17	.292	26-26	.500
Missouri State	7-17	.292	23-34	.404

Eddie Almonte



Brandon Douglas

2007 MVC BATTING STATISTICS

School	G	AVG	AB	R	H	2B	3B	HR	BB	SO	SB-ATT
Wichita State	75	.299	2597	476	776	127	18	56	286	478	133-165
Creighton	61	.293	2021	397	592	101	16	37	236	362	41-62
Evansville	58	.291	1961	337	571	92	19	17	195	306	67-92
Bradley	53	.290	1725	309	501	108	8	32	197	363	52-76
Southern Illinois	56	.289	1945	322	563	101	7	16	211	314	52-70
Indiana State	52	.285	1780	308	508	72	11	25	161	302	60-81
UNI	51	.278	1742	311	485	90	7	29	195	309	84-106
Missouri State	57	.276	1962	317	541	95	11	44	206	375	68-92
Illinois State	52	.261	1784	267	466	83	12	26	210	332	103-135
Totals	257	.286	17517	3044	5003	869	109	282	1897	3141	660-879

2007 MVC PITCHING STATISTICS

School	G	ERA	W	L	SV	IP	H	R	ER	BB	SO
Wichita State	75	2.68	53	22	21	669.0	565	249	199	178	670
Creighton	61	3.56	45	16	21	540.1	529	244	214	155	411
Evansville	58	3.72	35	23	16	505.0	544	259	209	193	320
Missouri State	57	4.27	23	34	6	497.0	495	292	236	220	447
Southern Illinois	56	4.29	34	22	17	495.1	553	306	236	155	338
Bradley	53	4.33	32	21	11	442.1	446	253	213	186	280
UNI	51	4.69	23	28	9	443.0	446	307	231	270	391
Indiana State	52	4.91	26	26	10	456.2	489	313	249	242	282
Illinois State	52	5.39	20	32	6	460.2	544	326	276	171	244
Totals	257	4.12	291	224	117	4509.1	4611	2549	2063	1770	3383




Nick Kirk

PLAYERS OF THE YEAR

Since the Panthers joined the Missouri Valley Conference in 1992, they have had 64 players selected to an all-conference team. Four have received the highest individual honor: Brian Jergenson, Ryan Brunner, Adam Boeve and Nic Ungs.

Brian Jergenson was the first UNI player to take the MVC Player of the Year honor during his senior season in 1997. The LaCrescent, Minn. native enjoyed one of the finest seasons ever for a UNI baseball player as he set four single-season school records in addition to becoming the school's all-time hit leader with 208. On the season, Jergenson batted .374 with 14 home runs, 12 doubles and a school record 66 RBI. He also set season records with 434 putouts, 473 total chances and 40 double plays. Jergenson was selected in the 25th round by the San Diego Padres.

Nic Ungs



Nic Ungs had a stellar junior year that earned him second team All-America honors and UNI's first and only MVC Pitcher of the Year. Ungs used a 2.48 ERA en-route to an 11-2 record. He led the Valley in wins and innings pitched and ranked among the leaders in strikeouts and ERA. Ungs also smashed UNI single-season marks for wins, strikeouts and innings pitched. He was drafted one spot ahead of teammate Ryan Brunner as the 362nd overall pick in the draft by the Boston Red Sox.



Ryan Brunner

Ryan Brunner was the 2001 MVC Player of the Year. He rewrote the UNI record books, setting new marks for games played, at bats, hits, runs, RBI, home runs and total bases. He also was the first player in UNI history with 50 home runs and 50 doubles in a career. Brunner was named All-American first team and all-regional. Brunner followed teammate Nic Ungs as the 363rd overall pick by the Florida Marlins.



Adam Boeve

Adam Boeve became the third Panther to earn the conference Player of the Year award during the 2003 season. In his junior campaign, Boeve led the league in runs scored (63), home runs (17) and total bases (154). He also ranked among the MVC leader for hits (3rd-77), RBI (2nd-68) batting average (2nd-.379) and stolen bases (2nd-28). He was picked up by the Pittsburgh Pirates as the 345th overall pick.

YEAR-BY-YEAR TEAM PITCHING TOTALS

Year	W-L	ERA	GP	CG	SHO	SV	IP	H	R	ER	BB	SO	HR	BK	HP	WP	PO	A	E	DP	FLD%	
2007	23-28	4.71	51	4	1	9	443.0	446	307	232	270	391	23	11	50	53	1329	556	93	31	.953	
2006	28-27	4.63	55	3	4	11	483.2	479	327	249	271	404	21	15	54	46	1451	655	95	37	.957	
2005	26-28	5.17	54	2	3	10	463	539	331	266	226	354	37	9	50	44	1389	613	90	28	.957	
2004	25-31	4.84	56	5	2	11	466.2	520	305	251	161	354	29	6	71	49	1400	629	75	51	.964	
2003	27-28	5.29	55	6	0	5	467.2	533	336	275	199	255	40	13	58	22	1403	590	75	43	.964	
2002	30-25	5.16	56	5	2	9	469.1	552	336	269	196	323	39	8	46	50	1408	573	83	54	.960	
2001	35-28	6.20	63	11	3	13	519.2	687	443	358	241	434	65	8	70	39	1559	614	93	59	.959	
2000	23-33	7.96	56	5	1	7	457	666	490	404	231	365	64	7	58	69	1371	579	109	48	.947	
1999	28-26	6.82	54	6	0	13	445	601	407	337	224	317	59	3	56	38	1335	621	108	61	.948	
1998	26-30	6.27	56	2	1	11	463.1	551	367	323	211	378	61	0	47	49	1390	631	80	40	.962	
1997	32-23	5.52	55	16	1	7	460	515	320	282	221	440	58	1	49	47	1379	574	78	45	.962	
1996	26-32	6.59	58	9	2	7	457.1	557	403	335	287	353	30	8	54	56	1340	579	102	37	.950	
1995	28-27	5.13	55	14	6	10	456	491	309	260	218	317	41	5	42	44	1368	519	90	44	.954	
1994	24-32	5.74	56	13	2	3	459.1	583	386	293	235	348	50	6	40	55	1378	519	97	48	.951	
1993	12-39	6.79	51	7	0	3	393.2	515	363	297	214	218	51	3	38	27	1181	506	103	34	.942	
1992	22-34	8.22	56	11	1	7	418.1	569	457	382	284	256	49	10	45	60	1255	547	99	43	.948	
1991	12-44	7.90	56	15	2	3	413.1	571	467	363	287	239	56	2	52	50	1240	565	128	50	.934	
1990	20-39	7.72	59	24	1	4	424.1	591	450	364	264	221	64	2	27	30	1273	540	108	32	.944	
1989	13-37	7.87	50	16	3	3	339.2	461	368	297	244	212	49	3	28	38	1019	449	82	29	.947	
1988	11-43	10.96	54	5	0	6	364.2	605	601	444	355	200	70	12	37	72	1094	449	131	43	.922	
1987	26-21*	6.79	43	11		6	285	346	280	215	211	250	45		8	15	855	371	76		.942	
1986	25-18-1*	9.41	42	9		4	264	409	353	276	191	213	68	5	18	33	792	305	93	23	.922	
1985	15-32*	9.37	45	14		1	287.0	487	390	299	172	162	62	2	16	34	862	347	93	30	.929	
1984	12-18	6.69	30	7		5	204.1	272	202	152	119	84	28		2	5	627	176	49		.942	
1983	7-15	6.55	22	9		1	144.1	164	136	105	80	59	32		6	11	451	190	46		.933	
1982	11-16	6.39	27	12		2	181.2	231	172	129	103	142	22	2	8	16	559	210	52		.937	
1981	26-10	4.72	36			6	240.1	255	185	126	120	141		3	8	11						

YEAR-BY-YEAR TEAM HITTING STATISTICS

Year	W-L	GP	BA	AB	R	H	RBI	2B	3B	HR	TB	SLG%	BB	SO	SAC	SB/SBA	
2007	23-28	51	.278	1739	311	484	278	90	7	29	675	.388	195	309	42	83/106	
2006	28-27	55	.285	1903	304	542	274	92	10	24	726	.382	191	356	39	55/82	
2005	26-28	54	.274	1832	311	502	279	104	6	16	666	.364	224	441	43	73/98	
2004	25-31	56	.280	1837	295	514	264	90	10	29	711	.387	176	399	49	78/110	
2003	27-28	55	.299	1904	399	570	346	111	14	41	832	.437	223	389	43	130/159	
2002	30-25	56	.313	1901	381	595	334	113	6	38	834	.439	213	294	50	84/115	
2001	35-28	63	.333	2201	482	732	439	146	14	54	1068	.485	229	411	50	66/96	
2000	23-33	56	.300	1850	405	555	358	104	13	48	829	.448	274	434	45	70/95	
1999	28-26	54	.313	1877	384	587	349	121	10	58	902	.481	181	350	36	36/53	
1998	26-30	56	.285	1819	310	518	286	110	4	38	750	.412	177	371	57	71/95	
1997	32-23	55	.283	1839	345	520	308	99	10	64	831	.452	188	413	36	50/75	
1996	26-32	58	.279	1811	363	505	316	98	20	25	718	.396	261	356	36	42/65	
1995	28-27	55	.259	1782	329	461	284	103	21	30	696	.391	234	354	43	48/70	
1994	24-32	56	.283	1867	361	529	303	95	14	28	736	.394	255	356		54/79	
1993	12-39	51	.251	1541	189	387	167	74	7	20	535	.347	174	291	27	51/71	
1992	22-34	56	.273	1682	343	459	285	96	7	33	668	.397	233	290	41	70/103	
1991	12-44	56	.259	1612	229	417	193	62	5	28	573	.355	193	301	44	47/64	
1990	20-39	59	.275	1758	283	484	247	82	17	34	702	.399	228	299	30	34/53	
1989	13-37	50	.258	1424	223	367	194	67	9	21	515	.362	186	261	21	48/63	
1988	11-43	54	.274	1521	279	417	240	69	9	39	621	.408	201	356	22	67/83	
1987	26-21*	43	.354	1166	293	413	283	81	10	46	652	.559	206	203	26	151/180	
1986	23-18-1*	42	.363	1140	366	414	323	73	11	68	713	.625	212	162		137/170	
1985	15-32*	45	.281	1193	243	335	204	63	7	47	553	.464	145	208		96/129	
1984	12-18	30	.280	813	155	228	135	40	5	22	344	.423	100	135	21	30	
1983	7-15	22	.254	571	101	145	88	23	6	18	234	.410	82	90	14	38	
1982	11-16	27	.257	720	141	185	115	35	5	21	299	.415	115	115	16	19	
1981	26-10	36	.306	923	253	282	223	57	3	26	423	.458					

CAREER RECORDS

HITTING RECORDS

Games Played

216	Ryan Brunner (1998-01)
208	Travis Welsch (1999-02)
206	Tom Bach (1990-93)
205	Todd Rima (1995-98)
202	Kevin Sawatzky (1994-97)
199	Nate Trumm (2003-06)
195	Sean LaCoste (2000, 02-04)
194	Brian Jergenson (1994-97)
193	Scott Schirmer (1997-2000)
187	Pat Moran (2003-06)
180	Mark Pasqualini (1992-95)
165	Mike Morony (1988-91)

Batting Average

(min. 100 at bats)	
.473	Dick Nottger (1941-42)
.410	Eric Snider (1986-87)
.404	Rick Kriz (1968-69)
.400	Ben Fjelland (1999)
.385	Dave Smith (1986-87)
.383	Tim Weber (1976-77)
.376	Scott Schmelzer (1985-86)
.373	Jim Blythe (1975-77)
.369	Todd Barkalow (1983-86)
.366	Willie Durazo (2001)

At Bats

806	Travis Welsch (1999-02)
801	Ryan Brunner (1998-2001)
749	Todd Rima (1995-98)
691	Sean LaCoste (2000, 02-04)
650	Tom Bach (1990-93)
642	Pat Moran (2003-06)
642	Nate Trumm (2003-06)
634	Brian Jergenson (1994-97)
622	Scott Schirmer (1997-2000)
618	Kevin Sawatzky (1994-97)
574	Mark Pasqualini (1992-95)
536	Adam Boeve (2001-03)

Hits

295	Travis Welsch (1999-02)
285	Ryan Brunner (1998-01)
218	Todd Rima (1995-98)
208	Brian Jergenson (1994-97)
204	Sean LaCoste (2000, 02-04)
191	Tom Bach (1990-93)
187	Scott Schirmer (1997-2000)
186	Pat Moran (2003-06)
177	Adam Boeve (2001-03)
167	Nate Trumm (2003-06)
160	Keven Saunders (1992-95)
157	Kevin Sawatzky (1994-97)

Runs Scored

197	Travis Welsch (1999-2002)
185	Ryan Brunner (1998-01)
150	Todd Rima (1995-98)
146	Adam Boeve (2001-03)
146	Scott Schirmer (1997-2000)
134	Kevin Sawatzky (1994-97)
120	Sean LaCoste (2000, 02-04)
116	Brian Jergenson (1994-97)
115	Mark Pasqualini (1992-95)
113	Pat Moran (2003-06)
108	Todd Barkalow (1983-86)

Runs Batted In

226	Ryan Brunner (1998-01)
153	Todd Barkalow (1983-86)
146	Brian Jergenson (1994-97)
137	Scott Schirmer (1997-2000)
132	Adam Boeve (2001-03)
131	Travis Welsch (1999-2002)
118	Kevin Sawatzky (1994-97)
112	Brett Featherston (2005-07)
104	Todd Rima (1995-98)
102	Sean LaCoste (2000, 02-04)
102	Nate Trumm (2003-06)
100	Aaron McEachran (1999-01)
95	Pat Moran (2003-06)
89	Mark Lumpa (1988-90)

Doubles

57	Todd Rima (1995-98)
56	Ryan Brunner (1998-01)
44	Sean LaCoste (2000, 02-04)
43	Travis Welsch (1999-2002)
43	Scott Schirmer (1997-2000)
38	Adam Boeve (2001-03)
38	Tom Bach (1990-93)
36	Tom Owen (1992-95)
34	Kevin Sawatzky (1994-97)
34	Nate Trumm (2003-06)
32	Pat Moran (2003-04)
32	Mark Pasqualini (1992-95)
30	Brandon Douglas (2006-07)
30	Brett Featherston (2005-07)
30	Aaron McEachran (1999-01)
29	Jason Simon (2001-02)
29	Shawn Andrews (1984-88)
29	Mark Lumpa (1988-90)
29	Brian Jergenson (1994-97)
29	Kevin Saunders (1992-95)

Triples

11	Tom Owen (1992-95)
10	Tim Hackenmiller (1970-73)
8	Andy Rocksvold (1995-96)
8	Kevin Sawatzky (1994-97)
7	Adam Boeve (2001-03)
7	Scott Schirmer (1997-2000)
7	John Pratt (1988-89)
7	Rick Kriz (1968-69)
7	Eric Snider (1986-87)
6	Ed Ware (1960-62)
6	Frank Sovich (1957-58)
6	Jerry Holbrook (1960-62)

Home Runs

59	Ryan Brunner (1998-01)
41	Todd Barkalow (1983-86)
31	Adam Boeve (2001-03)
28	Brian Jergenson (1994-97)
22	Kevin Sawatzky (1994-97)
22	Scott Schmelzer (1985-86)
21	Mark Lumpa (1988-90)
21	Scott Schirmer (1997-2000)
19	Duane Josephson (1962-64)
18	Jesse Zimmer (1999-00)

Total Bases

526	Ryan Brunner (1998-01)
365	Travis Welsch (1999-2002)
329	Brian Jergenson (1994-97)
322	Adam Boeve (2001-03)
312	Todd Barkalow (1983-86)
309	Todd Rima (1995-98)
307	Scott Schirmer (1997-2000)
291	Sean LaCoste (2000, 02-04)
273	Kevin Sawatzky (1994-97)
242	Mark Lumpa (1988-90)
241	Nate Trumm (2003-06)
235	Pat Moran (2003-06)
228	Greg Woodin (1995, 97-99)



Brett Featherston

Walks

98	Kevin Sawatzky (1994-97)
94	Mike Morony (1988-91)
93	Scott Schirmer (1997-2000)
90	Tom Bach (1990-93)
88	Ryan Brunner (1998-01)
85	Adam Boeve (2001-03)
85	Todd Rima (1995-98)
80	Brett Featherston (2005-07)
80	Tom Owen (1992-95)
79	Sean LaCoste (2000, 02-04)
79	Dan Thielen (1991-94)
73	Travis Welsch (1999-2002)
71	Brian Jergenson (1994-97)
71	Nate Trumm (2003-06)

Strikeouts

211	Kevin Sawatzky (1994-97)
157	Scott Schirmer (1997-2000)
144	Nate Trumm (2003-06)
138	Pat Moran (2003-06)
132	Mark Lumpa (1988-90)
125	Adam Boeve (2001-03)
125	Brian Kegler (1996-98)
124	Ryan Brunner (1998-01)
123	Brian Jergenson (1994-97)
122	Brett Featherston (2005-07)
122	Travis Welsch (1999-2002)
117	Tom Bach (1990-93)
111	Sean LaCoste (2000, 02-04)

Hit by Pitch

34	Travis Welsch (1999-02)
30	Kevin Sawatzky (1994-97)
27	Adam Boeve (2001-03)
26	Pat Moran (2003-06)
24	Ryan Brunner (1998-01)
23	Nate Trumm (2003-06)
19	Brian Kobliska (2000-03)
19	Willie Durazo (2001)
17	Tyson Hanish (2002-03)
17	Sean LaCoste (2000, 02-04)
14	Tim Lincoln (1978-80)
14	Mark Pasqualini (1992-95)
14	Marty Schilmoeller (1991-92)

Combined Sacrifices

(SF and SAC)	
27	Travis Welsch (1999-02)
18	Mark Pasqualini (1992-95)
18	Nate Trumm (2003-06)
17	Keven Saunders (1992-95)
16	Aaron Houdeshell (1995, 97-99)
14	P. J. Conlon (1989-92)
13	Adam Boeve (2001-03)
13	Brian Dixon (1988-91)
12	Tom Bach (1990-93)
12	Ryan Brunner (1998-01)
12	Josh Ellwanger (1995-98)
12	Pat Moran (2003-06)
12	Scott Schirmer (1997-2000)

Stolen Bases

65	Eric Snider (1986-87)
51	Travis Welsch (1999-02)
48	Adam Boeve (2001-03)
46	Tovey Goynes (1987-88)
40	Scott Schmelzer (1985-86)
38	Armando Lara (2003-04)
37	Dave Smith (1986-87)
35	Deric Manrique (2006-07)
32	Scott Schirmer (1997-2000)
32	Todd Rima (1995-98)
32	John Pratt (1988-89)
31	Randy Riffle (1997-98)
31	Jim Blythe (1975-77)

Errors

80	Kevin Sawatzky (1994-97)
80	Travis Welsch (1999-02)
64	Mike Morony (1988-91)
53	Eric Snider (1986-87)
51	Brandon Douglas (2006-07)
51	Tom Bach (1990-93)
49	Pat Moran (2003-06)
41	Aaron McEachran (1999-01)
40	Kevin Bower (1993-94)
40	Brad Ridnour (1983-86)
32	Aaron Houdeshell (1996, 98-99)



Ryan Brunner

PITCHING RECORDS

Wins

19	Doug Darnell (1967-69)
18	Nic Ungs (1999-01)
18	Jeff Johannsen (1993-96)
17	Scott Palmer (1979-82)
16	Steve Beard (1993-95, 97)
15	Chuck Burns (1970-73)
15	Mike Irvine (1992-95)
14	Josh Habel (1999-2002)
14	Matt Cobb (1996-97, 99-2000)
14	Tom Simpson (1963-65)

Losses

25	Mike Irvine (1992-95)
22	Steve Beard (1993-97)
17	Mike Brandmeyer (1987-89)
16	Steve Dreyer (1988-90)
16	Scott Brickman (1995-98)
15	Josh Habel (1999-2002)
15	Zach Jevne (2003-06)
15	Scott Kaul (1989-90)
15	Scott Sobkowiak (1996-98)
15	Brett Lagerblade (1991-95)
15	Dennis Hanken (1988-91)

Saves

10	Matt Cobb (1996-97, 99-2000)
10	Scott Hoey (1995-98)
8	Mike Egger (1998-01)
8	Bryan Westphal (2005-07)
7	Chad Vieth (2001-02)
7	Bryan Duncan (1993-95)
6	Brandon Rinnan (2004-07)
6	Luke Sabers (1997-99)
6	Scott Brickman (1995-98)
5	Corey Coates (1991-93)
5	Mike Gerlach (1986-87)
4	Micah Green (2001-02)
4	Mark Ashby (1984-86)
4	Rocky Samek (1982-84)
4	Drew Wold (2003-06)

Innings Pitched

298.1	Steve Beard (1993-95, 97)
256.2	Jeff Johannsen (1992-96)
242.2	Nic Ungs (1999-01)
230.0	Mike Irvine (1992-95)
226.0	Josh Habel (1999-2002)
210.2	Scott Sobkowiak (1996-98)
210.1	Kory Kelchen (2002-04)
207.1	Zach Jevne (2003-06)
200.0	Kevin Briggeman (1995-98)
198.1	Aaron Jenkins (2004-07)
196.1	Matt Cobb (1996-97, 99-2000)
193.0	Taylor Sinclair (2005-07)

ERA

(min. 49 innings)	
0.96	Dan Dahlke (1950)
1.17	Tom Simpson (1963-65)
1.97	Frank Huston (1965-66)
1.98	Ed Watt (1961)
2.28	Rod Tangeman (1952-53)
2.30	Darrell Bunge (1960-62)
2.39	Bob Everding (1966-67)
2.42	Phil Johnson (1965-66)
2.46	Duane Usher (1970-72)
2.97	Frank Waterhouse (1963-64)

Appearances

65	Drew Wold (2003-06)
60	Aaron Lubach (1996, 98-2000)
57	Scott Miller (1999-2002)
57	Dave Freeseaman (1991-94)
56	Mike Egger (1998-2001)
56	Matt Cobb (1996-97, 99-2000)
52	Steve Beard (1993-97)
51	Josh Habel (1999-2002)
50	Mike Irvine (1992-95)
49	Scott Hoey (1995-98)
49	Jeff Johannsen (1992-96)

Games Started

43	Steve Beard (1993-95, 97)
40	Mike Irvine (1992-95)
38	Jeff Johannsen (1992-96)
36	Josh Habel (1999-2002)
36	Nic Ungs (1999-01)
32	Aaron Jenkins (2004-07)
31	Jake Hansen (2003-06)
31	Zach Jevne (2003-06)
31	Scott Sobkowiak (1996-98)
28	Taylor Sinclair (2005-07)
28	Matt Cobb (1996-97, 99-2000)
27	Kevin Briggeman (1995-98)
26	Dennis Hanken (1988-91)
25	Chris Rosselot (2002-03)
25	Brett Lagerblade (1991, 93-95)

Complete Games

14	Jeff Johannsen (1992-96)
14	Darrell Bunge (1960-62)
13	Steve Beard (1993-97)
12	Kent Folsom (1958-60)
11	Scott Kaul (1989-90)
11	Chuck Burns (1970-73)
11	Doug Darnell (1967-69)
10	Phil Johnson (1965-66)



Taylor Sinclair



Aaron Jenkins

.Strikeouts

247	Aaron Jenkins (2004-07)
247	Steve Beard (1993-95, 97)
241	Jeff Johannsen (1992-96)
222	Nic Ungs (1999-01)
213	Scott Sobkowiak (1996-98)
193	Doug Darnell (1967-69)
183	Chuck Burns (1970-73)
182	Scott Palmer (1979-82)
180	Tom Simpson (1963-65)
175	Kent Folsom (1958-60)
171	Josh Habel (1999-2002)

Strikeouts Per Nine Innings (min. 100 K's)

11.21	Aaron Jenkins (2004-07)
11.10	Tom Simpson (1963-65)
10.35	Darrell Bunge (1960-62)
10.31	Duane Usher (1970-72)
10.15	Phil Johnson (1965-66)
10.12	Kent Folsom (1958-60)
9.44	Doug Darnell (1967-69)
9.10	Scott Sobkowiak (1996-98)
8.97	Chuck Burns (1970-73)
8.76	Scott Palmer (1979-82)
8.61	Scott Miller (1999-2002)

Batters Hit By Pitch

32	Mike Irvine (1992-95)
27	Taylor Sinclair (2005-07)
26	Matt Cobb (1996-97, 99-2000)
26	Kevin Briggeman (1995-98)
25	Kory Kelchen (2002-05)
25	Scott Miller (1999-2002)
24	Scott Sobkowiak (1995-98)
23	Tom Martin (1998-01)
22	Kirk Chamberlain (1996-99)

Wild Pitches

34	Steve Beard (1994-95, 97)
32	Aaron Jenkins (2004-07)
30	Josh Habel (1999-02)
27	Scott Sobkowiak (1996-98)
27	Mike Irvine (1993-95)
23	Jon Goerish (1992-95)
21	Dennis Hanken (1988, 90-91)
21	Rod Hulme (1986-89)
18	Mike Brandmeyer (1988-91)
17	Matt Cobb (1996-97, 99-2000)
17	Scott Brickman (1995-98)
17	Jeff Johannsen (1993-96)

SINGLE SEASON RECORDS

HITTING RECORDS

Games Played

63	Ryan Brunner (2001)
63	Aaron McEachran (2001)
62	Willie Durazo (2001)
62	Marty Sutherland (2001)
58	Travis Welsch (2001)
58	Tom Bach (1990)

Batting Average

(min. 2 AB/Game)

.525	Dick Nottger (1941)
.510	Gordon Blanchard (1937)
.500	Todd Barkalow (1986)
.458	Jim Blythe (1977)
.444	Terry Notton (1979)
.444	Eddie Hardin (1930)
.436	Frank Sovich (1957)
.429	Rick Kriz (1968)
.427	Kevin Seichter (1981)
.426	Dick Nottger (1942)

At Bats

248	Aaron McEachran (2001)
241	Marty Sutherland (2001)
239	Ryan Brunner (2001)
237	Travis Welsch (2001)
232	Travis Welsch (2002)
230	Joe Burgett (2003)
224	Willie Durazo (2001)
220	Ben Fjelland (1999)
218	Ryan Brunner (1999)
217	Tyson Hanish (2003)

Hits

91	Aaron McEachran (2001)
90	Ryan Brunner (2001)
88	Ben Fjelland (1999)
85	Travis Welsch (2002)
84	Travis Welsch (2001)
84	Marty Sutherland (2001)
82	Willie Durazo (2001)
81	Travis Welsch (2000)
80	Ryan Brunner (2000)
80	John Pratt (1990)

Walks

40	Tom Bach (1990)
40	Brett Featherston (2006)
39	Scott Schirmer (2000)
37	Ryan Brunner (2001)
37	Tom Owen (1995)
35	Adam Boeve (2003)
33	Brett Featherston (2007)
32	Aaron McEachran (2001)
32	Gabe Wyckoff (1996)
31	Adam Boeve (2002)
31	Kevin Sawatzky (1997)
31	Tovey Goynes (1987)
31	Todd Barkalow (1986)

Runs Scored

72	Ryan Brunner (2001)
68	Adam Boeve (2003)
63	Willie Durazo (2001)
57	Travis Welsch (2001)
56	Aaron McEachran (2001)
56	Tom Owen (1995)

55	Tyson Hanish (2003)
55	Travis Welsch (2000)
54	Travis Welsch (2002)
53	Ryan Brunner (2000)

Runs Batted In

82	Ryan Brunner (2001)
70	Adam Boeve (2003)
66	Brian Jergenson (1997)
63	Aaron McEachran (2001)
63	Ryan Brunner (2000)
63	Todd Barkalow (1986)
61	Scott Schirmer (2000)
61	Jesse Zimmer (1999)
53	Tom Owen (1995)
52	Ryan Brunner (1999)

Doubles

23	Tom Owen (1995)
22	Alex Dvorsky (2002)
20	Ben Fjelland (1999)
19	Brandon Douglas (2007)
19	Travis Welsch (2002)
19	Ryan Brunner (1999)
18	Brian Kobliska (2003)
18	Adam Boeve (2003)
18	Marty Sutherland (2001)
18	Aaron McEachran (2001)
18	Ryan Brunner (2001)
18	Todd Rima (1996)
18	Todd Rima (1998)

Triples

6	Tom Owen (1995)
6	Jerry Holbrook (1962)
5	Seth Patterson (2001)
5	Gabe Wyckoff (1996)
5	Andy Rocksvold (1995)
5	Kevin Sawatzky (1994)
5	John Pratt (1990)
5	Rick Kriz (1968)

Home Runs

25	Ryan Brunner (2001)
18	Adam Boeve (2003)
16	Jesse Zimmer (1999)
16	Todd Barkalow (1986)
15	Ryan Brunner (2000)
15	Todd Barkalow (1985)
14	Brian Jergenson (1997)
13	Kevin Sawatzky (1997)
12	Ryan Brunner (1999)
11	Scott Schmelzer (1986)
11	Scott Schmelzer (1985)

Total Bases

187	Ryan Brunner (2001)
158	Adam Boeve (2003)
141	Tom Owen (1995)
139	Ryan Brunner (2000)
138	Aaron McEachran (2001)
133	John Pratt (1990)
131	Ben Fjelland (1999)
129	Ryan Brunner (1999)
129	Brian Jergenson (1997)
123	Jesse Zimmer (1999)

Strikeouts

65	Kevin Sawatzky (1997)
56	Tom Hunter (1996)
55	Mark Lumpa (1988)
51	Kevin Sawatzky (1995)
51	Brian Kessler (1997)
50	Kevin Sawatzky (1996)
49	Jesse Zimmer (1999)
48	Brett Featherston (2007)
48	Brett Featherston (2006)
48	Adam Boeve (2001)
47	Armando Lara (2003)
47	Brian Kessler (1998)

Hit by Pitch

19	Willie Durazo (2001)
17	Brian Kobliska (2003)
14	Kevin Sawatzky (1996)
13	Tyson Hanish (2003)
13	Ryan Brunner (2001)
12	Seth Moulton (2004)
12	Travis Welsch (2000)
11	Alex Dvorsky (2002)
11	Adam Boeve (2002)
11	Dan Grant (2004)

Stolen Bases

33	Eric Snider (1987)
32	Eric Snider (1986)
29	Adam Boeve (2003)
27	Randy Riffle (1998)
27	Tovey Goynes (1987)
26	Tyson Hanish (2003)
23	Armando Lara (2004)
21	Scott Schmelzer (1985)
21	Gary Anderson (1964)
19	Marty Sutherland (2002)
19	Tovey Goynes (1988)
19	Dave Smith (1987)
19	Scott Schmelzer (1986)

Caught Stealing

8	Tom Potts (1985)
7	Andrew Buckley (2001)
7	Jose Guzman (2004)
7	Marty Sutherland (2001)
7	Randy Riffle (1998)
7	Gabe Wyckoff (1996)
7	Mark Pasqualini (1992)
7	John Pratt (1990)
7	Scott Schmelzer (1986)
7	Mark Frieske (2005)

Combined Sacrifices

11	Travis Welsch (2001)
11	Nate Heath (2003)
10	Ryan Jacobs (1998)
9	Willie Jones (2002)
9	Brandon Douglas (2006)
9	Brett Douglas (2006)
9	Nate Trumm (2006)
8	Andrew Buckley (2001)
8	Kevin Saunders (1993)
8	Dan Wirtz (1988)
8	Phil Johnson (1966)

Errors

30	Mike Morony (1991)
26	Brandon Douglas (2007)
25	Tom Bach (1993)
25	Brandon Douglas (2006)
25	Kevin Sawatzky (1996)
24	Tom Bach (1990)
24	Tom Joecken (1993)
24	Eric Snider (1986)
23	Travis Welsch (2000)
22	Kevin Sawatzky (1997)
21	Travis Welsch (2001)
21	P.J. Spell (1992)
21	Kevin Seichter (1980)

PITCHING RECORDS

Wins

11	Nic Ungs (2001)
9	Jeff Johannsen (1996)
8	Doug Darnell (1968)
8	David Parra (1997)
7	Chuck Burns (1970)
7	Darrell Bunge (1962)
7	Matt Cobb (2000)
7	Doug Darnell (1969)
7	Micah Green (2001)
7	Zach Jevne (2006)
7	Chad Rezac (1992)

Decisions

13	Nic Ungs (2001)
13	Matt Cobb (2000)
13	Jeff Johannsen (1996)
13	David Parra (1997)
13	Chad Rezac (1992)
12	Steve Beard (1997)
12	Steve Dreyer (1990)
12	Mike Irvine (1994)
12	Mike Irvine (1992)
12	Zach Jevne (2006)
12	Scott Palmer (1981)
12	Victor Saldana (2001)

Losses

9	John Thomas (1991)
8	Mike Irvine (1992)
8	Scott Kaul (1989)
7	Scott Sobkowiak (1996)
7	Mike Irvine (1994)
7	Derek Sandknop (1992)
7	Mike Brandmeyer (1991)
7	Scott Kaul (1990)
7	Jim Duthie (1990)
7	Steve Bair (1988)
7	Dave Rima (1985)
7	Scott Palmer (1981)

Saves

10	Matt Cobb (1999)
8	Scott Hoey (1998)
7	Bryan Duncan (1995)
6	Brandon Rinnan (2005)
5	Mike Egger (2000)
5	Mike Gerlach (1987)
5	Bryan Westphal (2006)
4	Jason Barry (2007)
4	Chad Vieth (2001)

4	Drew Wold (2004)
4	Micah Green (2001)
4	Scott Brickman (1996)
4	Luke Sabers (1997)

Innings Pitched

109.0	Nic Ungs (2001)
101.1	Jeff Johannsen (1996)
95.2	Josh Habel (2002)
94.2	Aaron Jenkins (2007)
94.2	Steve Beard (1997)
90.0	Victor Saldana (2001)
89.0	Zach Jevne (2006)
89.0	Chad Rezac (1992)
88.2	Chris Rosselot (2003)
87.1	Kevin Briggeman (1998)
87.0	Scott Sobkowiak (1997)
85.0	Taylor Sinclair (2006)
84.1	Jeff Johannsen (1995)

Earned Run Average (1 inn. per game)

0.00	Frank Sturm (1950)
0.38	Tom Simpson (1963)
0.62	Chuck Burns (1970)
0.67	Carl Dressinghaus (1947)
0.96	Frank Huston (1965)
0.96	Dan Dahlke (1950)
1.25	Darrell Bunge (1962)
1.29	John Zahn (1959)
1.29	Drew Wold (2004)

Appearances

27	Adam McDermott (2007)
25	Bryan Westphal (2005)
23	Robert Rodriguez (2006)
22	Chad Vieth (2002)
22	Micah Green (2001)
22	Aaron Lubach (2000)
22	Matt Cobb (1999)
21	Tom Martin (2001)
21	Scott Hoey (1998)
21	Nick Kirk (2006)
21	Drew Wold (2004)

Games Started

16	Jeff Johannsen (1996)
15	Josh Habel (2002)
15	Nic Ungs (2001)
15	Victor Saldana (2001)
14	Aaron Jenkins (2007)
14	Kory Kelchen (2003)
14	Matt Cobb (2000)
14	Chad Rezac (1992)
14	Taylor Sinclair (2006)
13	Chris Rosselot (2003)
13	Kevin Briggeman (1998)
13	Steve Beard (1997)
13	Jeff Hille (2005)
13	Zach Jevne (2006)

Complete Games

9	Darrell Bunge (1962)
7	Nic Ungs (2001)
7	Steve Beard (1997)
7	Steve Dreyer (1990)
7	Phil Johnson (1966)
7	Jeff Johannsen (1996)

Strikeouts

- 126 Aaron Jenkins (2007)
- 110 Nic Ungs (2001)
- 94 Jeff Johannsen (1996)
- 94 Scott Sobkowiak (1997)
- 90 Steve Beard (1997)
- 90 Darrell Bunge (1962)
- 86 Doug Darnell (1968)
- 84 David Parra (1997)
- 77 Zach Jevne (2006)
- 72 Scott Sobkowiak (1996)
- 72 Mike Brandmeyer (1991)
- 72 Jeff Johannsen (1995)
- 72 Phil Johnson (1966)

Hit Batsmen

- 15 David Parra (1997)
- 14 Kevin Briggeman (1996)
- 13 Beau Mathiason (2003)
- 13 Chad Rezac (1992)
- 13 Taylor Sinclair (2006)
- 12 Victor Saldana (2001)
- 12 Matt Cobb (2000)
- 12 Eric DeJong (2004)
- 11 Taylor Sinclair (2007)
- 11 Kory Kelchen (2004)
- 11 Josh Habel (2000)
- 11 Scott Sobkowiak (1997)

Balks

- 6 Kory Kelchen (2003)
- 5 Mike Irvine (1992)
- 4 Scott Childers (1988)
- 4 Zach Jevne (2006)
- 3 Josh Habel (2002)
- 3 Tom Martin (2001)
- 3 Brett Lagerblade (1995)
- 3 Scot Palmer (1981)

Wild Pitches

- 19 Aaron Jenkins (2007)
- 14 Josh Habel (2002)
- 13 Jon Kent (2000)
- 13 Scott Sobkowiak (1996)
- 13 Steve Beard (1995)
- 13 Steve Beard (1994)
- 13 Jon Goerish (1992)
- 12 Bill Halliburton (1987)
- 11 Josh Habel (2000)
- 11 Scott Sobkowiak (1998)
- 11 Dennis Hanken (1988)
- 11 Scott Childers (1988)

Consecutive

Scoreless Innings

- 40.1 Tom Simpson (1963)

Consecutive Wins

- 10 Tom Simpson (1963-64)

HITTING RECORDS

At-Bats

- 9 Bud Krumm (1949)
- 8 Matt Paulsen vs. Bradley (5/1/94)
- 8 Tom Owen vs. Bradley (5/1/94)
- 8 Ron Jessen vs. Northern Illinois (1964)
- 8 Duane Josephson vs. Northern Illinois (1964)

Runs

- 6 Ron Foell vs. Drake (4/30/68)
- 5 Pat Moran vs. UMass (3/31/03)
- 5 Adam Boeve vs. Southern Illinois (4/28/02)
- 5 Ben Fjelland vs. Northern State (2/24/99)
- 5 Tom Potts vs. Mt. Mercy (4/17/85)

Hits

- 6 Duane Josephson vs. North Dakota (5/16/64)
- 5 Patrick Moran vs. Fairleigh Dickinson (3/12/05)
- 5 Tyson Hanish vs. Illinois State (4/7/03)
- 5 Travis Welsch at Indiana St. (3/23/02)
- 5 Ryan Brunner at Air Force (3/2/01)
- 5 Aaron McEachran at Air Force (3/2/01)
- 5 Scott Schirmer vs. Bradley (4/15/2000)
- 5 Ryan Brunner vs. Fordham (3/11/2000)
- 5 Travis Welsch vs. Fordham (3/11/2000)
- 5 Travis Welsch vs. St. Joseph's (3/10/2000)
- 5 Ben Fjelland vs. SE Missouri State (2/27/99)
- 5 Ron Anderson vs. Mankato St. (4/30/78)
- 5 Ron Foell vs. Drake (4/30/68)
- 5 Al LoBalbo vs. Iowa State (4/18/42)

Runs Batted In

- 9 Ed Bland (1928)
- 8 Kevin Sawatzky vs. Ohio State (2/23/97)
- 8 Brian Jergenson vs. Colgate (3/21/94)
- 8 Rick Kriz vs. Coe (4/8/69)

- 8 Jerry Holbrook vs. South Dakota (5/15/62)
- 8 Al Kane vs. Truman State (5/10/39)
- 7 Aaron McEachran at Western Illinois (3/28/01)
- 7 Ryan Brunner at Air Force (3/2/01)
- 7 Brian Jergenson vs. Tennessee State (3/19/97)
- 7 Rico Vaske vs. Western Illinois (4/13/86)
- 7 Rick Kriz vs. Drake (1968)
- 7 Duane Josephson vs. South Dakota (5/4/63)
- 7 Jim Steiert vs. Coe (4/24/62)
- 7 Bruce Lein vs. Augustana (4/28/62)
- 7 Louis Breitbach vs. Truman State (5/9/39)

Doubles

- 3 Alex Dvorsky vs. Vermont (3/16/02)
- 3 Aaron McEachran vs. Iowa (4/12/2000)
- 3 Jesse Zimmer vs. Iowa (4/7/99)
- 3 Kevin Sawatzky vs. Southern Illinois (5/14/95)
- 3 Shawn Andrews vs. Lincoln (Mo.) (3/7/87)
- 3 Ron Foell vs. Drake (4/3 vs. Vermont (3/14/04)

Triples

- 3 Kevin Sawatzky vs. Augsburg (3/2/94)

Home Runs

- 3 Ryan Brunner at Air Force (3/2/01) (Consec. innings)
- 3 Tim Hackenmiller (1970)

Grand Slams

- 2 Al Kane vs. Truman State (5/10/39)

Total Bases

- 14 Ryan Brunner at Air Force (3/2/01)
- 14 Ron Foell vs. Drake (4/30/68)
- 14 Melvin Fritzell vs. Wisconsin-Platteville (5/4/27)
- 13 Duane Josephson vs. North Dakota (5/16/64)
- 12 Scott Schirmer vs. Bradley (4/15/2000)
- 12 Tim Hackenmiller (1970)

Base on Balls

- 4 Kim Ruddick (3/27/80)
- 4 Dan Grant vs. Western Illinois (5/13/03)
- 4 Clayton Daniels vs. Clarke College (3/23/05)

Strikeouts

- 5 Randy Riffle vs. Northwestern (2/19/1998)
- 4 Joe Burgett at Creighton (4/19/03)
- 4 Willie Jones vs. Missouri State (4/5/02)
- 4 Willie Durazo vs. Indiana State (5/18/01)
- 4 Terry Reiners vs. Iowa (4/25/01)
- 4 Terry Reiners vs. Bradley (4/15/2000)
- 4 Ben Schroeder vs. Illinois State (3/17/2000)
- 4 Matt Friedman vs. Tenn.-Martin (2/28/1998)
- 4 Kevin Sawatzky vs. Wichita State (5/15/96)
- 4 Mark Lumpa (4/14/88)
- 4 Mark Lumpa (4/7/90)
- 4 Tom Steele (5/19/67)

Stolen Bases

- 6 Tim Hackenmiller vs. Morningside (5/7/71)
- 5 Tom Potts vs. Mt. Mercy (4/17/85)

Errors

- 6 Kevin Seichter vs. Briar Cliff (5/3/80)
- 4 Marty Sutherland vs. Minnesota (4/4/01)
- 4 Pat Lyons vs. Central (4/22/80)
- 4 Harry Wehde vs. Minnesota (4/17/64)

Hit For the Cycle

- Aaron McEachran at Air Force (3/2/01)
- Paul Trost vs. South Dakota State (5/7/48)
- Bruce Lein vs. North Dakota (5/16/64)

No Hitters by UNI

- Jeff Johannsen vs. Missouri Western (3/4/95)
- Chuck Burns vs. South Dakota (4/14/73) (Perfect Game)
- Everett Scott vs. Eastern Michigan (5/24/35)
- L.W. Whitford vs. Ellsworth (1919)

PITCHING RECORDS

Strikeouts

- 21 Kent Folsom vs. Morningside (5/16/58)
- 20 Duane Usher vs. Augustana (5/15/71)
- 17 Pete Jorgenson vs. Morningside (5/29/1919)
- 17 Pete Jorgenson vs. Morningside (5/15/1918)
- 16 Jeff Johannsen vs. Missouri Western (3/14/95)
- 15 Aaron Jenkins vs. North Dakota State (4/20/07)
- 15 Aaron Jenkins vs. Bradley (5/17/07)
- 15 Tom Simpson vs. North Dakota (5/18/63)
- 15 Darrell Bunge vs. Morningside (5/12/62)
- 15 Ed Watt vs. Morningside (5/6/61)
- 15 Pete Jorgenson vs. Wartburg (5/6/1918)

Innings Pitched

- 17.0 Buck Wilson vs. Upper Iowa (5/16/1928)
- 15.0 Al LoBalbo vs. Illinois State (5/4/42)
- 13.0 Kent Folsom vs. Morningside (5/16/58)
- 13.0 Buck Wilson vs. Upper Iowa (4/30/1927)
- 13.0 Pete Jorgenson vs. Morningside (5/29/1919)
- 12.0 Duane Usher vs. Augustana (5/15/71)
- 11.0 Darrell Bunge vs. North Dakota (5/18/62)
- 11.0 Jack Demitroff vs. Minnesota (4/9/49)
- 11.0 Pete Jorgenson vs. Coe (4/25/1919)

HONORS

ALL-MISSOURI VALLEY CONFERENCE

- 2007 SS Brandon Douglas (1st)
 OF Deric Manrique (1st)
 SP Aaron Jenkins (2nd)
 OF Eric Hoffmann (HM)
- 2006 SS Brandon Douglas (1st)
 1B Brett Featherston (2nd)
 OF Brett Douglas (2nd)
 2B Mark Frieske (HM)
 OF Curt Bradley (HM)
- 2005 RP Brandon Rinnan (2nd)
 C Nate Trumm (HM)
 OF Mark Frieske (HM)
- 2004 RP Eric DeJong (2nd)
 2B Pat Moran (HM)
 3B Dan Grant (HM)
 1B Sean LaCoste (HM)
 OF Armando Lara (HM)
- 2003 3B Tyson Hanish (1st)
 OF Adam Boeve (1st) Player of the Year
 1B Sean LaCoste (2nd)
 2B Nate Heath (HM)
 DH Brian Kobliska (HM)
- 2002 SS Travis Welsch (1st)
 3B Jason Simon (1st)
 C Alex Dvorsky (2nd)
 OF Adam Boeve (HM)
- 2001 SP Nic Ungs (1st) Pitcher of the Year
 OF Ryan Brunner (1st) Player of the Year
 3B Aaron McEachran (1st)
 SS Travis Welsch (2nd)
 2B Marty Sutherland (2nd)
 RP Micah Green (HM)
- 2000 OF Scott Schirmer (1st)
 1B Ryan Brunner (1st)
 SS Travis Welsch (HM)
- 1999 RP Matt Cobb (1st)
 UT Ben Fjelland (1st)
 OF Greg Woodin (HM)
 SS Jesse Zimmer (HM)
- 1998 RP Scott Hoey (1st)
 2B Todd Rima (HM)
 DH Ryan Brunner (HM)
 SP Kevin Briggeman (HM)
 SP Scott Vrba (HM)
- 1997 SP David Parra (1st)
 1B Brian Jergenson (1st) Player of the Year
 OF Josh Dunham (2nd)
 SS Kevin Sawatzky (HM)
 C Ryan Jacobs (HM)
 DH Brian Kegler (HM)
 OF Scott Schirmer (HM)
 SP Steve Beard (HM)
 SP Scott Sobkowiak (HM)
- 1996 SP Jeff Johannsen (1st)
 1B Brian Jergenson (HM)
 2B Todd Rima (HM)
 DH Tom Hunter (HM)
 OF Andy Rocksvold (HM)
- 1995 3B Tom Owen (2nd)
 SP Jeff Johannsen (2nd)
 SP Brett Lagerblade (HM)
 RP Bryan Duncan (HM)
- 1994 P Brad Hames (2nd)
 OF Monty Muller (HM)
 C Matt Paulsen (HM)
- 1993 OF Keven Saunders (HM)
- 1992 3B Tom Bach (HM)
 P Chad Rezac (HM)

ALL-MID-CONTINENT CONFERENCE

- 1991 OF P.J. Conlon (2nd)
 1990 SP Steve Dreyer (1st)
 SS Mike Morony (2nd)
 OF John Pratt (2nd)
- 1989 OF Mark Lumpa (2nd)
 1988 OF Mark Lumpa (2nd)
 1987 DH Jeff Frese (1st)
 1B Rico Vaske (2nd)
 2B Dave Smith (2nd)
- 1986 1B Todd Barkalow (1st)
 OF Scott Schmelzer (1st)

ALL-NORTH CENTRAL CONFERENCE

- 1978 OF Rich Johnson (1st)
 C Greg Beer (1st)
 OF Steve Marlow (HM)
 OF Tim Weber (HM)
 P Greg Walton (HM)
- 1976 C Jim Blythe (1st)
 IF Kevin Roberts (1st)
 OF Randy Varner (1st)
 P Joe Przychodzin (HM)
 P Dave Coffin (HM)
- 1974 IF Kevin Roberts (1st)
 1973 OF Mark Adams (1st)
 P Chuck Burns (1st)
- 1972 SS Tim Hackenmiller (1st)
 OF Bruce Dinnebier (1st)
 3B Jim Clark (1st)
 P Duane Usher (1st)
 1B Ron Joyce (HM)
- 1971 P Duane Usher (1st)
 1970 1B Ron Joyce (1st)
 SS Tim Hackenmiller (1st)
 P Chuck Burns (1st)
- 1969 2B Ron Foell (1st)
 OF Rick Kriz (1st)
 P Dave Chase (1st)
 C Tom Mayer (1st)
- 1968 2B Ron Foell
 OF Dennis Cryer
 OF Rick Kriz
 C Tom Mayer
 P Doug Darnell
- 1967 OF Dennis Cryer
 P Doug Darnell
- 1966 OF Dennis Cryer (1st)
 P Phil Johnson (1st)
- 1964 1B Bruce Lein
 2B Gary Anderson
 RF Duane Josephson
 P Tom Simpson
- 1963 3B Dick Lange
 RF Cal Uhlig
 C Duane Josephson
 P Tom Simpson
 UT Gary Anderson
- 1961 IF Norm Blake
 P Dave Ray
 P Darrell Bunge
 C Jack Heaton



Sean LaCoste



Brian Jergenson

COACHES' RECORDS

Year	Record	Coach
1893	1-1 (.500)	Capt. Avery
1894	1-2 (.333)	Capt. Avery
1895	2-1 (.667)	J.E. Vance
1896	1-1 (.500)	J.E. Vance
1897	2-2 (.500)	J.E. Vance
1898	2-1 (.667)	Trothe
1899	3-2 (.600)	Sutherland
1900	2-1 (.667)	No coach
1901	4-3 (.571)	No coach
1902	2-7 (.222)	Capt. Cotten
1903	No baseball	
1904	No baseball	
1905	2-1 (.667)	R.B. Leland
1906	1-7 (.125)	Charles Pell
1907	4-2 (.667)	John Fitzgerald
1908	2-5 (.286)	Roy Seymour
1909	No baseball	
1910	No baseball	
1911	2-5-1 (.313)	Roy Seymour
1912	5-6 (.455)	H.F. Pasini
1913	4-3-1 (.563)	H.F. Pasini
1914	4-4 (.500)	H.G. Lundeman
1915	1-3 (.250)	Roy Seymour
1916	6-4 (.600)	Roy Seymour
1917	3-4 (.429)	Roy Seymour
1918	4-3 (.571)	Van Oot
1919	4-3 (.571)	A.D. Dickinson
1920	3-3 (.500)	Abram James
1921	3-3-1 (.500)	Abram James
1922	4-5 (.444)	L.L. Mendenhall
1923	6-1-1 (.813)	L.L. Mendenhall
1924	6-0 (1.000)	Osborne Cowles
1925	7-3 (.700)	Rosco Minton
1926	6-4 (.600)	L.W. Whitford
1927	6-4 (.600)	L.W. Whitford
1928	11-1 (.917)	L.W. Whitford
1929	9-4-1 (.679)	L.W. Whitford
1930	10-2 (.833)	L.W. Whitford
1931	1-13 (.071)	L.W. Whitford
1932	6-6 (.500)	L.W. Whitford
1933	6-2 (.750)	L.W. Whitford
1934	6-4 (.600)	L.W. Whitford
1935	4-8 (.333)	L.W. Whitford
1936	8-6 (.571)	L.W. Whitford
1937	9-4 (.692)	L.W. Whitford
1938	1-11 (.083)	L.W. Whitford
1939	9-7 (.563)	L.W. Whitford
1940	8-4-1 (.654)	L.W. Whitford
1941	10-7 (.588)	L.W. Whitford

Year	Record	Coach
1942	6-5-1 (.542)	L.W. Whitford
1943	No baseball	
1944	No baseball	
1945	No baseball	
1946	6-6 (.500)	L.W. Whitford
1947	10-3 (.769)	L.W. Whitford
1948	12-4 (.750)	L.W. Whitford
1949	9-5 (.643)	L.W. Whitford
1950	9-4 (.692)	L.W. Whitford
1951	5-8 (.385)	L.W. Whitford
1952	8-6 (.571)	L.W. Whitford
1953	8-8 (.500)	L.W. Whitford
1954	6-6 (.500)	L.W. Whitford
1955	12-5 (.706)	L.W. Whitford
1956	9-7 (.563)	L.W. Whitford
1957	3-10 (.231)	L.W. Whitford
1958	12-8 (.600)	L.W. Whitford
1959	11-3 (.786)	L.W. Whitford
1960	9-8 (.529)	L.W. Whitford
1961	11-4 (.733)	L.W. Whitford
1962	12-5 (.706)	L.W. Whitford
1963	14-4 (.778)	L.W. Whitford
1964	11-10 (.524)	L.W. Whitford
1965	10-4-1 (.700)	L.W. Whitford
1966	13-9 (.591)	J.D. Anderson
1967	7-16 (.304)	J.D. Anderson
1968	17-5 (.773)	J.D. Anderson
1969	15-6 (.714)	J.D. Anderson
1970	16-10 (.615)	J.D. Anderson
1971	15-10 (.600)	J.D. Anderson
1972	16-7-1 (.688)	J.D. Anderson
1973	17-16 (.515)	J.D. Anderson
1974	15-14 (.517)	J.D. Anderson
1975	12-16 (.429)	J.D. Anderson
1976	12-18 (.400)	J.D. Anderson
1977	15-18 (.455)	J.D. Anderson
1978	17-16 (.514)	J.D. Anderson
1979	11-17 (.393)	J.D. Anderson
1980	12-16 (.429)	J.D. Anderson
1981	26-10 (.722)	J.D. Anderson
1982	11-16 (.407)	J.D. Anderson
1983	7-15 (.318)	J.D. Anderson
1984	12-18 (.400)	J.D. Anderson
1985	15-32* (.319)	Gary Swanson
1986	25-18-1* (.580)	Gary Swanson
1987	26-21* (.553)	Gary Swanson
1988	11-43 (.204)	Gene Baker
1989	13-37 (.260)	Gene Baker
1990	20-39 (.339)	Gene Baker

Year	Record	Coach
1991	12-44 (.214)	Dave Schrage
1992	22-34 (.393)	Dave Schrage
1993	12-39 (.235)	Dave Schrage
1994	24-32 (.428)	Dave Schrage
1995	28-27 (.509)	Dave Schrage
1996	26-32 (.448)	Dave Schrage
1997	32-23 (.582)	Dave Schrage
1998	26-30 (.464)	Dave Schrage
1999	28-26 (.519)	Dave Schrage
2000	23-33 (.411)	Rick Heller
2001	35-28 (.556)	Rick Heller
2002	30-25-1 (.545)	Rick Heller
2003	27-28 (.490)	Rick Heller
2004	35-31 (.446)	Rick Heller
2005	26-28 (.481)	Rick Heller
2006	28-27 (.509)	Rick Heller
2007	23-28 (.451)	Rick Heller
Total	(107 seasons):	1,197-1,254-11 (.488)

* 1985 and 1986 records include two forfeit victories.
1987 record includes four forfeit victories.

UNI'S COACHING LEADERS

Coach	Record	Pct.	Yrs.
L.W. Whitford	303-210-4	.590	37
J.D. Anderson	266-253-1	.513	19
Rick Heller	217-228-1	.488	8
Dave Schrage	210-287	.423	9
Gary Swanson	66-77-1	.482	3
Gene Baker	44-119	.270	3
Roy Seymour	14-21-1	.403	5
L.L. Mendenhall	10-6-1	.618	2
H.F. Pasini	9-9-1	.500	2
Osborne Cowles	6-0	1.000	1
No Coach	6-4	.600	2
Abram Jones	6-6-1	.500	1
J.E. Vance	5-4	.555	3
John Fitzgerald	4-2	.667	1
A.D. Dickinson	4-3	.571	1
Van Oot	4-3	.571	1
H.G. Lunderman	4-4	.500	1
Sutherland	3-2	.600	1
Trothe	2-1	.667	1
R.B. Leland	2-1	.667	1
Capt. Avery	2-3	.400	2
Capt. Cotten	2-7	.222	1
Charles Pell	1-7	.125	1
Total	1,197-1,254-11	(.488)	107



ADAM BOEVE 6-1 – 205 – Outfielder - Boone, Iowa

Played for UNI 2001-03 ... Named Missouri Valley Conference Player of the Year in 2003 ... Drafted by the Pittsburgh Pirates in the 12th round (345th pick) of the 2003 amateur draft ... In 2006, moved from a High A team to the Eastern League (AA) Altoona Curve ... Recorded five home runs and 23 RBI in 160 at bats after stepping up, along with a .450 slugging percentage ... Moved from Altoona to the International League (AAA) Indianapolis Indians in 2006... Split time between Altoona and Indianapolis in 2007 ... hit .271 with 112 hits and 59 RBIs in 2007 ... is hitting .285 in five years in the minor leagues.

Career Statistics	Avg.	G	AB	R	H	2B	3B	HR	RBI
UNI	.331	160	535	146	177	38	7	31	132
Minor League	.285	541	1867	323	533	100	10	79	298



CURT BRADLEY 5-9 – 165 – Outfielder – Columbia, Mo.

Played for UNI 2005-07 ... An honorable mention outfielder in 2006 ... signed a free agent contract with the Los Angeles Dodgers in 2007 ... played in 20 games for the Gulf Coast League Dodgers in 2007 ... hit .265 in his first professional season ... collected 13 hits and drew 13 walks.

Career Statistics	Avg.	G	AB	R	H	2B	3B	HR	RBI
UNI	.277	140	423	71	117	16	6	2	47
Minor League	.265	20	49	15	13	0	0	0	4



JOSH HABEL 6-10 – 185 – LHP – Dubuque, Iowa

Played for UNI 1999-02 ... Drafted by the San Francisco Giants in the 14th round (427th) of the 2002 amateur draft ... Played for three seasons in the Giants farm system and then picked up by the Milwaukee Brewers in 2006 ... After compiling a 2.56 ERA in 63.1 innings for the Brevard County Manatees (Single A), he was moved up to the Double-A Huntsville Stars of the Southern League in 2005 ... Finished 12-7 with a 2.96 ERA with the Gary SouthShore Railcats of the Northern League ... Struck out 105 in 155.0 innings pitched in 2007.

Career Statistics	W-L	ERA	G-GS	IP	H	ER	HR	BB	K
UNI	14-15	6.72	51-36	225	263	168	36	126	171
Minor League	45-46	3.79	160-115	723.0	669	305	78	244	607



AARON JENKINS 5-10 – 190 – LHP – Brooklyn Park, Minn.

Played for UNI from 2005-07 ... Set the UNI record for strikeouts in a season and tied the mark for strikeouts in a career ... Drafted in the 22nd round of the 2007 draft by the Oakland Athletics ... Earned a 2-0 record with the Vancouver Canadians in 2007 ... Struck out 41 in 22.1 innings pitched in his first season with Vancouver.

Career Statistics	W-L	ERA	G-GS	IP	H	ER	HR	BB	K
UNI	9-9	3.49	47-32	198.1	147	105	9	147	247
Minor League	2-0	4.43	15-0	22.1	13	11	2	20	41



ZACH JEVNE 6-7 – 220 – RHP – Decorah, Iowa

Played for UNI 2003-06 ... Drafted by the Baltimore Orioles in the 27th round (805th) of the 2006 amateur entry draft... Went 2-3 with a pair of saves and a 4.27 ERA in a short season for the Bluefield Orioles of the Appalachian League (SS) in 2006... Split time between the Aberdeen IronBirds (SS) and the Delmarva Shorebirds (A) in 2007... struck out 53 in 63.0 innings pitched in 2007 ... Finished 1-0 with the Shorebirds, earning a win in his only start with the club.

Career Statistics	W-L	ERA	G-GS	IP	H	ER	HR	BB	K
UNI	13-15	5.70	47-31	207.1	238	111	16	59	163
Minor League	6-7	3.46	30-15	109.1	109	42	11	20	88



NIC UNGS 6-1 – 220 – RHP – Dyersville, Iowa

Played for UNI 1999-2001 ... Named Missouri Valley Conference Pitcher of the Year in 2001 ... Set UNI season record for wins (11), decisions (13), strikeouts (110) and innings pitched (109.0) in 2001 ... Drafted by the Florida Marlins in the 12th round (362nd) of the 2001 amateur draft ... Played for the Carolina Mudcats, a Double A Southern League team, for three seasons ... Played on the USA Baseball Regional Olympic qualifying team in 2005, recording two appearances on the mound as USA finished 5-0 in the tournament ... Went 5-5 with a 4.98 ERA for Albuquerque (AAA) of the Pacific Coast League last season... Has a 54-45 record in the minor leagues.

Career Statistics	W-L	ERA	G-GS	IP	H	ER	HR	BB	K
UNI	18-8	5.95	40-12	242	285	160	22	72	222
Minor League	54-45	3.65	173-153	907.2	934	368	85	204	614

UNI PIPELINE

A total of 32 former UNI baseball players have played or currently are playing professional baseball. At least one member of every UNI team from 1987-present has played professionally. Four played at the Major League level: Scott Sobkowiak, Steve Dreyer, Duane Josephson and Eddie Watt. Sixteen others played in the farm system of a major league team, including active players Adam Boeve, Josh Habel, Aaron Jenkins, Zach Jevne and Nic Ungs.

UNI PLAYERS IN THE PROS

Name	Years at UNI	Position	Round	Overall #	Team/League
Jim Blythe	1974-77	C	Not available		Cincinnati Reds
Curt Bradley	2005-07	OF	Free Agent		Los Angeles Dodgers
Ryan Brunner	1998-01	OF/1B	12th	363	Boston Red Sox
Adam Boeve	2001-03	OF	12	345	Pittsburgh Pirates
Mark Chambers	1990	OF	62nd		Atlanta Braves
Kevin Ciarrachi	1999	C	17th	526	New York Mets
Micah Christensen	2003-04	RHP	Free Agent		
Steve Dreyer	1988-90	RHP	8th		Texas Rangers
Alex Dvorsky	2002-04	C	26th	774	Anaheim Angels
Scott Eibey	1994-95	P	8th		Baltimore Orioles
Ron Foell	1965-69	IF	Not available		
Craig Fritz	1994-95	OF	Free Agent		Prairie League
Brad Hames	1991-94	RHP	Free Agent		Pioneer League
Josh Habel	1999-02	LHP	14th		San Francisco Giants
Tyson Hanish	2002-03	IF	Free Agent		New York Yankees
Mike Irvine	1992-95	RHP	17th		San Diego Padres
Aaron Jenkins	2005-07	LHP	22nd	690	Oakland Athletics
Zach Jevne	2003-06	RHP	27th	805	Baltimore Orioles
Brian Jergenson	1994-97	1B	25th		San Diego Padres
Jeff Johannsen	1993-96	LHP	Free Agent		Florida Marlins
Duane Josephson	1962-64	C/1B	Free Agent		Chicago White Sox
Rick Kriz	1968-69	IF	Not available		
Brett Lagerblade	1993-95	LHP	Free Agent		Prairie League
Aaron McEachran	1999-01	3B/C	18th	541	Toronto Blue Jays
Brad Moore	1997-98	RHP	35th	1035	Oakland Athletics
Tom Owen	1992-95	3B	Free Agent		Florida Marlins
Matt Paulsen	1994-95	C	Free Agent		Prairie League
John Pratt	1988-89	OF	Free Agent		Northwest League
Chad Rezac	1992-93	RHP	Free Agent		Mason City Bats
Todd Rima	1995-98	2B	Free Agent		Evansville Otters
Scott Sobkowiak	1996-98	RHP	7th	221	Atlanta Braves
Nic Ungs	1999-01	RHP	12th	362	Florida Marlins
Eddie Watt	1961	RHP	Free Agent		Baltimore Orioles
Travis Welsch	1999-02	IF	27th	813	Chicago Cubs



"I came to UNI to play football and ended up focusing on baseball. We had a good time and made a good run in 2001 when we won the conference tournament. We got the program going in the right direction. Coach Heller helped me a lot, turning around the way I hit and making me a better player. He definitely got me ready and prepared to go into the draft in 2003. I am very thankful for that.

"The biggest challenge in pro ball is jumping into a higher level of competition. The pitchers get a little better and the fielders have a wider range so your hits do not drop in all the time. Adjusting to the level of competition and getting yourself ready to play every day is something all ball players need to focus on."

-Adam Boeve

UNI BIG LEAGUERS



Steve Dreyer (1988-90)

Right-handed Pitcher
1993-94 Texas

W-L	ERA	G-GS	IP	H	BB	K
4-4	5.071	15-9	58.1	67	28	34



Duane Josephson (1962-64)

Catcher, First Base
1965-70 Chicago White Sox
1971-72 Boston Red Sox

G	Avg.	AB	R	H	RBI	BB	K
470	.258	1505	147	388	164	92	174



Scott Sobkowiak (1996-98)

2001 Atlanta Braves

W-L	ERA	G-GS	SV	IP	H	BB	K
0-0	9.00	1-0	0	1.0	2	0	0



Eddie Watt (1961)

1966-73 Baltimore Orioles
1974 Philadelphia Phillies

1975 Chicago Cubs

W-L	ERA	G-GS	SV	IP	H	BB	K
38-36	2.91	411	13	80	660	254	462

YEAR-BY-YEAR LEADERS

Batting Average

2007	.351	Deric Manrique
2006	.370	Brandon Douglas
2005	.330	Nate Trumm
2004	.344	Armando Lara
2003	.368	Adam Boeve
2002	.366	Travis Welsch
2001	.377	Ryan Brunner
2000	.375	Travis Welsch
1999	.400	Ben Fjelland
1998	.357	Greg Woodin
1997	.374	Brian Jergenson
1996	.343	Brian Jergenson
1995	.394	Tom Owen
1994	.364	Monty Muller
1993	.374	Keven Saunders
1992	.322	Tom Bach

Home Runs

2007	9	Brett Featherston
2006	6	Brett Featherston
2005	5	Clayton Daniels
2004	8	Dan Grant
2003	18	Adam Boeve
2002	8	Adam Boeve
2001	25	Ryan Brunner
2000	15	Ryan Brunner
1999	16	Jesse Zimmer
1998	7	Ryan Brunner
1997	14	Brian Jergenson
1996	7	Brian Jergenson
1995	10	Tom Owen
1994	5	Kevin Sawatzky
1993	4	Don Vaske
1992	6	Tom Joecken Jamie Dingus

Runs Batted In

2007	46	Brett Featherston
2006	48	Brett Featherston
2005	44	Patrick Moran
2004	35	Armando Lara Dan Grant
2003	70	Adam Boeve
2002	49	Alex Dvorsky
2001	82	Ryan Brunner
2000	63	Ryan Brunner
1999	61	Jesse Zimmer
1998	38	Ryan Jacobs
1997	66	Brian Jergenson
1996	40	Brian Jergenson
1995	53	Tom Owen
1994	41	Monty Muller
1993	18	Tom Joecken
1992	37	Jamie Dingus

Hits

2007	71	Deric Manrique
2006	78	Brandon Douglas
2005	67	Mark Frieske
2004	67	Patrick Moran
2003	78	Adam Boeve Tyson Hanish

2002	85	Travis Welsch
2001	91	Aaron McEachran
2000	81	Travis Welsch
1999	88	Ben Fjelland
1998	69	Todd Rima
1997	73	Brian Jergenson
1996	61	Brian Jergenson
1995	76	Tom Owen
1994	72	Monty Muller
1993	48	Kevin Bower
1992	55	Tom Bach

Doubles

2007	19	Brandon Douglas
2006	19	Brett Featherston
2005	14	Dave Westergaard
2004	17	Sean LaCoste
2003	18	Adam Boeve Brian Kobliska
2002	22	Alex Dvorsky
2001	18	Three Tied
2000	13	Scott Schirmer
1999	20	Ben Fjelland
1998	18	Todd Rima
1997	16	Todd Rima
1996	18	Todd Rima
1995	23	Tom Owen
1994	14	Monty Muller
1993	11	Tom Bach
1992	12	P.J. Spell

Triples

2007	2	Deric Manrique Eric Hoffman Dane Embury
2006	5	Curt Bradley
2005	2	Mark Frieske Patrick Moran
2004	3	Seth Moulton
2003	4	Adam Boeve Armando Lara
2002	2	Willie Jones
2001	5	Seth Patterson
2000	2	Three Tied
1999	3	Scott Schirmer
1998	1	Four Tied
1997	2	Josh Dunham Scott Schirmer
1996	5	Gabe Wyckoff
1995	6	Tom Owen
1994	5	Kevin Sawatzky
1993	2	Kevin Saunders
1992	2	Tom Bach

Runs

2007	49	Deric Manrique
2006	51	Brandon Douglas
2005	37	Mark Frieske
2004	36	Armando Lara Seth Moulton
2003	68	Adam Boeve
2002	54	Travis Welsch

2001	72	Ryan Brunner
2000	55	Travis Welsch
1999	49	Ben Fjelland Scott Schirmer
1998	48	Todd Rima
1997	45	Brian Jergenson
1996	40	Andy Rocksvold
1995	56	Tom Owen
1994	38	Monty Muller
1993	24	Kevin Bower
1992	41	Mark Pasqualini

Stolen Bases

2007	30	Deric Manrique
2006	10	Brandon Douglas
2005	14	Mark Frieske
2004	23	Armando Lara
2003	29	Adam Boeve
2002	19	Marty Sutherland
2001	17	Travis Welsch
2000	14	Travis Welsch
1999	6	Scott Schirmer
1998	27	Jesse Zimmer Randy Riffle
1997	9	Brian Jergenson Scott Schirmer
1996	11	Andy Rocksvold
1995	9	Matt Waller
1994	8	Kevin Saunders
1993	14	Kevin Bower
1992	17	Myron Glass

At Bats

2007	202	Deric Manrique
2006	216	Mark Frieske
2005	206	Mark Frieske
2004	213	Pat Moran
2003	230	Joe Burgett
2002	232	Travis Welsch
2001	248	Aaron McEachran
2000	216	Travis Welsch
1999	220	Ben Fjelland
1998	206	Todd Rima
1997	214	Todd Rima
1996	195	Gabe Wyckoff
1995	200	Matt Paulson
1994	198	Monty Muller
1993	169	Kevin Bower
1992	171	Tom Bach

Wins

2007	5	Guido Fonseca
2006	7	Zach Jevne
2005	5	Jeff Hille
2004	5	Micah Christensen Bill Zenk
2003	6	Kory Kelchen
2002	6	Josh Habel
2001	11	Nick Ungs
2000	7	Matt Cobb
1999	4	Nick Ungs Chamberlain
1998	6	Scott Vrba

1997	8	David Parra
1996	9	Jeff Johannsen
1995	6	Jeff Johannsen
1994	6	Jeff Mills
1993	2	Three Tied
1992	7	Chad Rezac

ERA

2007	3.04	Aaron Jenkins
2006	0.00	Eric Hoffman
2005	1.30	Brandon Rinnan
2004	1.29	Drew Wold
2003	2.40	Josh Potthoff
2002	2.05	Matt Thissen
2001	2.48	Nick Ungs
2000	4.71	Mike Egger
1999	1.66	Mike Egger
1998	3.71	Scott Vrba
1997	3.60	Scott Brickman
1996	4.44	Jeff Johannsen
1995	3.63	Jeff Johannsen
1994	2.41	Brad Hames
1993	3.52	Corey Coates
1992	4.75	Chad Rezac

Strikeouts

2007	126	Aaron Jenkins
2006	77	Zach Jevne
2005	51	Aaron Jenkins
2004	56	Micah Christensen
2003	42	Chris Rosselot
2002	66	Josh Habel
2001	110	Nick Ungs
2000	71	Matt Cobb
1999	52	Matt Cobb
1998	71	Kevin Briggeman
1997	94	Scott Sobkowiak
1996	94	Jeff Johannsen
1995	72	Jeff Johannsen
1994	52	Brad Hames
1993	34	Jeff Mills
1992	59	Derek Sandknop

Innings Pitched

2007	94.2	Aaron Jenkins
2006	89.0	Zach Jevne
2005	78.1	Jeff Hille
2004	70.1	Kory Kelchen
2003	88.2	Chris Rosselot
2002	95.2	Josh Habel
2001	109	Nick Ungs
2000	79.1	Matt Cobb
1999	72.1	Chamberlain
1998	87.1	Kevin Briggeman
1997	94.2	Steve Beard
1996	101.1	Jeff Johannsen
1995	84.1	Jeff Johannsen
1994	67.1	Three Tied
1993	59	Chad Rezac
1992	89	Chad Rezac

GAME

Longest Game:	19 innings vs. Minnesota (1949)
At Bats:	61 vs. Northern Illinois (1964)
Hits:	31 vs. Rockhurst (4/29/2001)
Doubles:	11 vs. Air Force (3/2/01)
Triples:	5 vs. Lehigh (3/11/99)
Home Runs:	6, Three times, last vs. Dubuque (3/31/86)
Runs Batted In:	22, vs. Coe (4/8/69)
Total Bases:	54 vs. Rockhurst (4/29/01)
Stolen Bases:	16 vs. Wartburg (4/6/87)
Base on Balls:	14 vs. Mt. Mercy (4/23/86)
Base on Balls Allowed:	14, Four times, last vs. Nevada (2/19/00)
Runs Scored:	28 vs. Colgate (1994)
Runs Allowed:	33 vs. Oklahoma (1989)
Two Teams Combined Runs:	44 vs. Mt. Mercy (1985)
Strikeouts:	21 vs. Morningside (5/16/58)
UNI Errors:	9 vs. Briar Cliff (5/3/80)
Hits Allowed:	25 vs. Northern Illinois (1967); vs. Nevada (2000)



Zach Jevne



Curt Bradley



Brain Jergenson



Drew Wold

SEASON

Games Played, Season:	63 (2001)
Wins:	35 (2001)
Losses:	44 (1991)
Batting Average:	.363 (1986)
At-Bats:	2201 (2001)
Runs Scored:	482 (2001)
Hits:	732 (2001)
Runs Batted In:	439 (2001)
Doubles:	146 (2001)
Triples:	21 (1995)
Home Runs:	68 (1986)
Extra Base Hits:	214 (2001)
Total Bases:	1068 (2001)
Slugging Percentage:	.625 (1986)
Strikeouts (Offense):	434 (2000)
Base on Balls:	274 (2000)
Shutouts (Offense):	6 (1991 and 1992)
Stolen Bases:	151 (1987)
Earned Run Average:	1.75 (1950)
Complete Games:	24 (1990)
Shutouts (Pitching):	6 (1972 and 1995)
Saves:	13 (1999 and 2001)
Innings Pitched:	519.2 (2001)
Runs Allowed:	601 (1988)
Earned Runs Allowed:	444 (1988)
Strikeouts:	440 (1997)
Hits Allowed:	687 (2001)
Homers Allowed:	70 (1988)
Batters Hit by UNI:	71 (2004)
Walks Allowed:	355 (1988)
Wild Pitches:	72 (1988)
Fielding Percentage:	.966 (1940)
Assists:	631 (1998)
Double Plays Turned:	61 (1999)
Most Errors:	131 (1988)

MISCELLANEOUS

Consecutive Wins:	13 (1947-48)
Consecutive Losses:	16 (1990-91)

ALL-TIME RESULTS

1906 (Charles Pell, 1-7)

Cornell	L	4-5
Iowa State	L	0-5
Iowa	L	5-13
Coe	W	6-5
Cornell	L	2-6
Iowa	L	3-9
Coe	L	2-6
Iowa State	L	4-14

1907 (John Fitzgerald, 4-2)

Cornell	L	1-2
Leander Clark	W	5-1
Lenox	W	9-4
Drake	W	5-2
Iowa	L	2-4
Charles City	W	18-2

1908 (Roy Seymour, 2-5)

Ellsworth	W	8-7
Drake	L	3-10
Waterloo League	L	1-10
Charles City	W	3-2
Highland Park	L	0-12
Drake	L	4-7
Alumni All-Stars	L	3-5

1909

No Baseball

1910

No Baseball

1911 (Roy Seymour, 2-5-1)

Ellsworth	T	3-3
Cornell	L	3-5
Clark	W	8-3
Ellsworth	W	8-4
Upper Iowa	L	2-9
Clark	L	3-8
Cornell	L	1-2
St. Joseph's	L	1-8

1912 (H.F. Pasini, 5-6)

St. Joseph's	L	2-3
Upper Iowa	L	1-7
Grinnell	L	1-4
Ellsworth	W	12-1
Highland Park	L	3-4
Clark	W	3-0
Coe	W	15-2
Highland Park	W	12-4
Grinnell	L	3-8
Coe	W	11-1
Upper Iowa	L	1-7

1913 (H.F. Pasini, 4-3-1)

St. Joseph's	W	8-4
Upper Iowa	L	0-10
Simpson	L	0-6
Highland Park	W	6-1
Highland Park	L	5-6
Ellsworth	T	2-2
St. Joseph's	W	3-2
Upper Iowa	W	2-1

1914 (H.D. Lundeman, 4-4)

Dubuque	L	0-3
Upper Iowa	L	0-6
Upper Iowa	L	3-6
Ellsworth	W	5-4
Dubuque	L	2-3
Ellsworth	W	11-0
William Penn	W	3-0
Upper Iowa	W	1-0

1915 (Roy Seymour, 1-3)

Dubuque Germans	W	8-7
Ellsworth	L	6-7
Dubuque Germans	L	0-9
Wis.-Platteville	L	4-16

1916 (Roy Seymour, 6-4)

Ellsworth	W	6-0
Wis. St. Normal	W	4-2
Dubuque Germans	W	8-7
St. Joseph's	W	3-1
Dubuque	L	3-7
Wis. St. Normal	W	2-0
Morningside	W	12-0
Upper Iowa	L	2-4
Ellsworth	L	0-4
Dubuque	L	0-13

1917 (Roy Seymour, 3-4)

Dubuque	W	9-2
Highland Park	L	3-4
Iowa State	L	0-2
Dubuque	W	5-0
Morningside	L	3-6
Ellsworth	W	6-5
Upper Iowa	L	1-2

1918 (Van Oot, 4-3)

Ellsworth	W	13-1
Wartburg	W	8-0
Wartburg	W	21-7
Morningside	L	0-3
Ellsworth	W	7-2
Upper Iowa	L	1-3
Upper Iowa	L	1-3

1919 (A.D. Dickinson, 4-3)

Coe	L	0-2
Ellsworth	W	14-0
Dubuque Irish	W	5-4
Ellsworth	W	12-1
Dubuque Irish	W	7-5
Morningside	L	1-6
Upper Iowa	L	0-9

1920 (Abram James, 3-3)

Ellsworth	W	13-1
Wartburg	W	4-3
Dubuque	L	0-8
Upper Iowa	L	3-6
Upper Iowa	L	0-6
Ellsworth	W	23-3

1921 (Abram James, 3-3-1)

Ellsworth	W	18-13
Dubuque	W	1-0
Upper Iowa	L	2-10
Ellsworth	W	6-0
Dubuque	L	2-5
Wartburg	T	16-16
Upper Iowa	L	0-5

1922 (L.L. Mendenhall, 4-5)

Iowa	L	0-7
Luther	L	1-3
Dubuque	L	3-9
Luther	W	6-3
Cornell	L	1-3
Upper Iowa	L	2-5
Morningside	W	6-5
Columbia	W	3-2
Parsons	W	3-0

1923 (L.L. Mendenhall, 6-1-1)

Cornell	W	3-1
Ellsworth	W	18-4
Ellsworth	W	10-0
Simpson	W	7-5
Upper Iowa	W	10-5
Simpson	W	5-4
Luther	L	0-15
Upper Iowa	T	5-5

1924 (Osborne Cowles, 6-0)

Parsons	W	5-3
St. Olaf	W	11-6
Waterloo Hawks	W	12-5
Ellsworth	W	14-2
Upper Iowa	W	6-1
Upper Iowa	W	6-5

1925 (Rosco Minton, 7-3)

Upper Iowa	W	4-3
Ellsworth	W	9-1
Coe	L	8-14
Iowa State	W	4-3
Iowa State	L	1-6
Waterloo Hawks	L	7-9
Dubuque	W	6-2
Ellsworth	W	6-2
Coe	W	11-4
Upper Iowa	W	11-3

1926 (L.W. Whitford, 6-4)

Coe	L	4-5
Luther	L	6-7
Iowa State	L	1-2
Iowa State	L	6-9
Iowa State	W	3-2
Iowa State	W	2-0
Iowa Wesleyan	W	15-4
Upper Iowa	W	2-1
Coe	W	9-2
Upper Iowa	W	1-0

1927 (L.W. Whitford, 6-4)

Luther	L	3-5
Luther	W	8-0
Iowa State	W	18-6
Upper Iowa	L	3-4
Upper Iowa	L	3-8
Central	W	7-4
Monmouth	W	7-6
Coe	L	1-4
Coe	W	5-2
Wis.-Platteville	W	13-0

1928 (L.W. Whitford, 11-1)

Central	W	9-1
Luther	L	4-5
Illinois College	W	11-2
Western Michigan	W	27-9
Monmouth	W	27-3
Upper Iowa	W	17-6
Central	W	19-9
Upper Iowa	W	5-4
Coe	W	3-0
Coe	W	8-4
Knox	W	12-2
Luther	W	6-1

1929 (L.W. Whitford, 9-4-1)

Iowa	W	15-3
Luther	L	5-6
Central	W	8-1
Upper Iowa	T	4-4
Central	W	7-1
Luther	W	17-10
Coe	W	5-0
Drake	W	5-0
Drake	W	20-4
Iowa	L	5-12
Coe	L	2-3
Upper Iowa	W	8-3
Luther	L	2-6
Iowa State	W	6-2

1930 (L.W. Whitford, 10-2)

Iowa	L	1-4
Lake Forest	W	12-3
Western Michigan	W	4-1
Michigan State	W	5-4
Luther	W	10-6
Upper Iowa	W	5-1
Western Michigan	W	6-3
Drake	W	7-3
Drake	W	16-2
Luther	L	10-13
Upper Iowa	W	6-1
Lake Forest	W	18-5

1931 (L.W. Whitford, 1-13)

Iowa	L	2-3
Iowa	L	2-4
Upper Iowa	L	9-16
St. Olaf	L	10-12
Carleton	W	3-1
St. Olaf	L	5-7
Michigan State	L	2-17
Luther	L	3-5
Upper Iowa	L	0-2
Minnesota	L	1-10
Luther	L	3-9
Minnesota	L	1-10
Western Michigan	L	2-6
Western Michigan	L	0-4

1932 (L.W. Whitford, 6-6)

Eastern Michigan	L	2-7
Iowa	L	0-5
Carleton	W	7-5
Luther	W	11-10
Carleton	W	6-5
Minnesota	L	3-6
Eastern Michigan	L	2-6
Western Michigan	L	2-14
Upper Iowa	W	11-10
Minnesota	W	6-2
Luther	L	2-3
Upper Iowa	W	10-6

1933 (L.W. Whitford, 6-2)

Iowa State	L	9-11
Iowa State	W	4-3
Iowa	W	12-4
Luther	L	0-5
Iowa State	W	2-0
Iowa State	W	?
Upper Iowa	W	4-1
Luther	W	7-4

1934 (L.W. Whitford, 6-4)

Iowa	L	3-20
Iowa State	L	6-15
Iowa State	W	9-7
Simpson	W	14-5
Luther	L	1-5
Upper Iowa	W	8-1
Carleton	L	8-11
Iowa State	W	4-3
Iowa State	W	5-4
Carleton	W	7-6

1935 (L.W. Whitford, 4-8)

Iowa State	L	2-15
Nebraska	L	3-7
Nebraska	W	8-7
Wis.-Platteville	L	2-4
Iowa State	L	3-6
Iowa State	W	4-3
Western Illinois	L	9-14
Western Illinois	W	13-2
Luther	L	3-5
Toledo	L	1-11
Eastern Michigan	W	6-0
Eastern Michigan	L	1-20

1936 (L.W. Whitford, 8-6)

Iowa State	L	8-11
Wis.-Platteville	W	8-3
Luther	L	2-16
Luther	L	4-12
Simpson	W	22-10
Wis.-River Falls	W	5-2
Simpson	W	6-2
Wis.-River Falls	W	12-2
Luther	W	9-7
Luther	L	1-12
Alumni All-Stars	W	7-6
Western Illinois	L	4-5
Western Illinois	W	8-6
Wis.-River Falls	L	0-10

1937 (L.W. Whitford, 9-4)

Iowa State	L	0-1
Iowa State	L	5-10
Simpson	W	8-4
Wis.-Platteville	W	7-5
Augustana	L	7-10
Augustana	W	3-2
Western Illinois	W	1-0
Western Illinois	L	3-4
Augustana	W	10-0
Augustana	W	4-2
Alumni All-Stars	W	4-0
Western Illinois	W	4-3
Western Illinois	W	8-5

1938 (L.W. Whitford, 1-11)

Iowa State	L	2-5
Iowa State	L	3-5
Iowa State	L	6-8
Luther	L	1-6
Luther	W	7-6
Simpson	L	0-1
Western Illinois	L	1-5
Western Michigan	L	2-3
Luther	L	4-7
Luther	L	5-9
Western Illinois	L	1-2
Western Illinois	L	0-3

1939 (L.W. Whitford, 9-7)

Iowa State	W	9-8
Iowa State	L	4-5
Simpson	W	12-2
Truman State	W	18-6
Truman State	L	4-6
Luther	L	2-5
Luther	W	7-0
Luther	W	6-2
Luther	L	2-6
Truman State	W	15-1
Truman State	W	16-1
Western Michigan	L	2-8
Western Michigan	L	3-6
Alumni All-Stars	W	11-8
Western Illinois	L	1-3
Western Illinois	W	3-0

1940 (L.W. Whitford, 8-4-1)

Iowa State	T	2-2
Iowa State	W	4-1
Simpson	W	7-1
Northern Illinois	W	7-6
Illinois State	W	14-5
Illinois State	W	11-3
Luther	W	9-3
Luther	W	7-4
Luther	W	4-2
Western Illinois	L	1-2
Western Michigan	L	0-1
Western Michigan	L	0-1
Northern Illinois	L	1-7

1941 (L.W. Whitford, 10-7)

Illinois College	W	4-0
Illinois College	L	1-2
Iowa State	L	2-7
Iowa State	W	4-1
Simpson	W	8-6
Luther	L	3-5
Luther	W	9-5
Luther	L	1-3
Luther	W	12-0
Northern Illinois	W	14-8
Northern Illinois	W	5-4
Illinois State	L	10-11
Illinois State	W	6-3
Western Illinois	W	6-3
Western Illinois	W	9-0
Western Michigan	L	3-6
Western Michigan	L	0-3

1942 (L.W. Whitford, 6-5-1)

Iowa State	W	10-2
Iowa State	L	1-3
Simpson	L	1-3
Illinois State	W	15-5
Illinois State	T	3-3
Luther	W	5-4
Luther	W	5-2
Illinois College	L	4-12
Illinois College	W	2-0
Luther	L	3-14
Luther	W	8-3
Simpson	L	2-3

1943

No Baseball

1944

No Baseball

1945

No Baseball

1946 (L.W. Whitford, 6-6)

Iowa State	L	0-1
Iowa State	L	2-6
Washington U.	W	10-8
Washington U.	W	6-2
Ottumwa Pre-Flight	W	15-5
Simpson	W	2-0
Ottumwa Pre-Flight	L	3-4
Luther	W	17-3
Iowa State	L	1-7
Iowa State	L	2-4
Washington U.	L	1-5
Luther	W	2-1

1947 (L.W. Whitford, 10-3)

Iowa State	L	7-11
Iowa State	L	2-3
Drake	L	1-3
Drake	W	7-0
St. Ambrose	W	8-5
Luther	W	5-2
Drake	W	11-4
Drake	W	7-1
Luther	W	9-1
Wis.-Platteville	W	9-3
Wis.-Platteville	W	12-2
St. Ambrose	W	8-0
Simpson	W	7-2

1948 (L.W. Whitford, 12-4)

Iowa State	W	7-2
Iowa State	W	4-2
Morningside	W	13-2
Morningside	L	3-4
Wis.-La Crosse	W	13-1
Drake	L	0-5
South Dakota St.	W	14-8
South Dakota St.	W	2-1
Minnesota	L	7-10
Minnesota	L	7-13
South Dakota St.	W	13-3
South Dakota St.	W	14-1
Morningside	W	15-2
Morningside	W	5-4
Drake	W	4-3
Drake	W	18-5

1949 (L.W. Whitford, 9-5)

Minnesota	W	4-3
Minnesota	W	4-3
Gustavus Adolphus	W	7-0
Wis.-La Crosse	W	8-3
Minnesota	L	5-9
Minnesota	L	0-1
Luther	W	10-2
Illinois State	L	2-17
Illinois State	W	21-2
Luther	W	5-0
Carleton	W	11-5
Carleton	W	4-0
Drake	L	2-3
Drake	L	1-4

1950 (L.W. Whitford, 9-4)

Iowa State	W	6-0
Iowa State	L	3-10
Minnesota	W	6-5
Minnesota	L	5-11
Drake	W	17-2
Drake	W	8-1
Wis.-La Crosse	L	2-6
Winona State	W	6-4
Luther	W	2-1
Illinois State	W	5-4
Illinois State	L	2-4
Carleton	W	9-3
Carleton	W	3-1

1951 (L.W. Whitford, 5-8)

Minnesota	L	4-16
Minnesota	L	3-5
Wis.-La Crosse	L	2-7
Winona State	L	0-6
Luther	L	0-3
Nebraska-Omaha	W	2-1
Nebraska-Omaha	W	7-5
Drake	W	11-5
Drake	L	5-6
Drake	W	9-2
Drake	L	12-13
Nebraska-Omaha	W	2-1
Nebraska-Omaha	L	0-2

1952 (L.W. Whitford, 8-6)

Iowa State	W	5-4
Minnesota	L	0-12
Minnesota	L	3-6
Coe	W	14-3
Wartburg	L	1-7
Winona State	L	5-6
Wis.-La Crosse	W	5-4
Drake	W	4-1
Drake	W	2-1
Drake	W	1-0
Luther	L	0-1
Wartburg	L	6-8
Northern Illinois	W	4-2
Northern Illinois	W	3-1

1953 (L.W. Whitford, 8-8)

Iowa State	L	0-8
Iowa State	L	1-2
Nebraska-Omaha	L	0-4
Coe	L	0-1
Coe	W	5-3
Drake	W	9-1
Drake	W	9-2
Wis.-La Crosse	W	10-5
Winona State	L	3-4
Wartburg	W	2-1

Luther	L	1-6
Morningside	W	8-1
Morningside	W	6-1
Wartburg	L	4-5
Northern Illinois	L	5-6
Northern Illinois	W	3-2

1954 (L.W. Whitford, 6-6)

Iowa State	L	2-3
Iowa State	L	0-3
Morningside	W	17-1
Morningside	W	4-0
Wis.-La Crosse	W	3-0
Drake	W	5-3
Drake	L	0-1
Coe	L	6-9
Coe	L	6-9
South Dakota St.	L	0-4
South Dakota St.	W	13-8
Wartburg	W	16-5

1955 (L.W. Whitford, 12-5)

Iowa State	W	10-8
Iowa State	L	4-5
Winona State	L	3-8
Loras	L	2-10
Loras	W	7-4
Nebraska-Omaha	W	15-2
Nebraska-Omaha	W	7-4
Wis.-La Crosse	W	7-4
Coe	L	4-12
Coe	W	9-1
Drake	W	2-1
Drake	W	19-2
Mankato State	W	9-2
South Dakota St.	W	5-4
South Dakota St.	W	9-2
Wartburg	L	2-3
Wartburg	W	6-3

1956 (L.W. Whitford, 9-7)

Iowa State	L	3-5
Loras	L	1-8
Loras	L	0-14
Minnesota	L	1-7
Minnesota	L	0-6
Minnesota	L	1-11
Wis.-La Crosse	L	3-6
Coe	W	4-3
Drake	W	10-8
Drake	W	13-4
South Dakota St.	W	8-3
South Dakota St.	W	5-3
Wartburg	W	10-6
Wartburg	W	18-13
Mankato State	W	7-1
Mankato State	W	5-1

1957 (L.W. Whitford, 3-10)

Iowa State	L	0-11
Iowa State	L	2-13
Wis.-La Crosse	W	11-7
Minnesota	L	2-3
Minnesota	L	3-4
Minnesota	L	5-10
Coe	L	7-8
Coe	W	8-4
South Dakota St.	W	13-0
South Dakota St.	L	6-9
Drake	L	1-3
Wartburg	L	2-4
Wartburg	L	2-5

1958 (L.W. Whitford, 12-8)

Minnesota	L	5-10
Minnesota	L	3-10
Minnesota	L	2-4
Iowa State	W	14-9
Wartburg	W	7-0
Wis.-La Crosse	L	5-6
Winona State	L	2-5
Iowa State	W	11-10
Coe	W	15-0
Coe	W	5-2
Augustana	W	9-4
Augustana	W	16-4
South Dakota	L	2-11
South Dakota	W	12-6
Morningside	W	3-2
Morningside	W	11-4
Wartburg	W	8-4
South Dakota St.	W	17-1
*Missouri	L	7-11
*Missouri	L	3-13

*NCAA District play

1959 (L.W. Whitford, 11-3)

Drake	W	12-5
Drake	W	15-2
Iowa State	W	8-7
Coe	L	2-3
Coe	W	9-3
Augustana	W	9-2
Augustana	W	6-0
South Dakota	W	5-1
South Dakota	W	7-6
Morningside	W	12-2
Morningside	W	7-0
Wartburg	W	7-0
Wartburg	L	3-6
South Dakota St.	L	2-3

1960 (L.W. Whitford, 9-8)

Iowa State	L	1-17
Coe	W	7-2
Minnesota	L	0-1
Minnesota	L	1-13
Minnesota	L	0-13
Minnesota	L	1-13
Drake	W	6-5
Drake	W	9-0
Augustana	W	7-2
Augustana	W	6-5
Winona State	W	9-2
Morningside	L	4-6
Wis.-La Crosse	L	3-4
South Dakota	W	18-5
South Dakota	W	1-0
Wartburg	L	4-5
Wartburg	W	2-1

ALL-TIME RESULTS

1961 (L.W. Whitford, 11-4)

Drake	W	11-0
Drake	W	15-1
Winona State	W	10-1
Wis.-La Crosse	L	2-4
Coe	L	9-10
Augustana	W	3-0
Augustana	W	12-2
Morningside	W	13-0
South Dakota	W	10-1
South Dakota	W	11-4
North Dakota	W	8-2
North Dakota	W	2-1
Wartburg	W	5-3
*Oklahoma State	L	0-10
*Oklahoma State	L	8-11
*NCAA District play		

1962 (L.W. Whitford, 12-5)

Drake	W	10-3
Drake	L	1-4
Iowa State	W	4-1
Winona State	L	3-7
Minnesota	L	3-4
Minnesota	L	1-2
Minnesota	L	4-9
Coe	W	23-1
Augustana	W	17-1
Augustana	W	10-1
Wartburg	W	4-3
South Dakota	W	14-4
South Dakota	W	18-6
Morningside	W	4-1
Morningside	W	3-2
Wis.-La Crosse	W	5-4
Wartburg	W	2-1

1963 (L.W. Whitford, 14-4)

Drake	L	7-12
Drake	W	4-1
Northern Illinois	W	10-0
Northern Illinois	L	8-9
Mankato State	W	7-6
Mankato State	W	9-8
Wis.-La Crosse	W	5-4
Winona State	L	1-19
Coe	W	6-2
Augustana	W	6-0
Augustana	W	4-2
Wartburg	L	0-5
South Dakota	W	13-0
South Dakota	W	19-4
Wayne State	W	5-2
Morningside	W	14-0
North Dakota	W	10-4
North Dakota	W	12-4

1964 (L.W. Whitford, 11-10)

Northern Illinois	L	5-6
Northern Illinois	L	4-5
Minnesota	L	6-17
Minnesota	L	0-18
Mankato State	L	7-11
Mankato State	L	0-8
Iowa State	L	4-11
Drake	W	11-2
North Dakota St.	W	7-1
North Dakota St.	L	1-2
South Dakota	W	10-0
South Dakota	W	17-0
Wis.-La Crosse	W	3-0
South Dakota St.	W	2-1
South Dakota St.	W	7-5
North Dakota	W	22-0
North Dakota	W	12-3
Wartburg	L	3-13
Wartburg	W	2-0
Morningside	L	2-4
Morningside	W	7-1

1965 (L.W. Whitford, 10-4-1)

Coe	T	0-0
at North Dakota St.	W	3-2
at North Dakota St.	W	2-0
Winona State	W	11-6
Drake	W	4-1
Wis.-La Crosse	W	10-0
Wis.-La Crosse	L	0-1
South Dakota	W	10-3
South Dakota	W	12-0
Iowa State	W	7-1
Wartburg	L	2-5
South Dakota St.	L	1-3
South Dakota St.	W	5-1
Wartburg	W	12-5
*Luther	L	0-4
*NCAA Midwest Regional Playoff		

1966 (J.D. Anderson, 13-9)

Wartburg	L	2-3
at Coe	L	1-6
at Coe	W	3-1
North Dakota St.	W	4-1
North Dakota St.	W	2-0
Iowa State	L	1-3
Morningside	W	3-0
Morningside	L	1-2
at Wartburg	W	1-0
Wartburg	W	15-4
at South Dakota	W	9-1
at South Dakota	W	7-3
at Winona State	L	7-8
Wis.-La Crosse	W	8-7
at South Dakota St.	L	2-3
at South Dakota St.	L	1-2
Drake	L	3-10
Augustana	W	6-4
Augustana	L	7-8
at Wartburg	W	6-2
at North Dakota	W	5-3
at North Dakota	W	7-6

1967 (J.D. Anderson, 7-16)

at Wartburg	L	4-7
South Dakota	W	8-7
South Dakota	L	3-6
South Dakota	W	2-0
at Iowa State	L	0-10
at Morningside	L	0-2
at Morningside	W	10-7
at Morningside	L	4-6
at North Dakota St.	L	2-6
at North Dakota St.	W	8-0
at North Dakota St.	W	6-5
at Wartburg	L	2-6
South Dakota St.	W	4-1
South Dakota St.	L	1-2
South Dakota St.	L	0-4
at Augustana	L	9-10
at Augustana	W	7-1
at Augustana	L	0-6
North Dakota	L	4-6
North Dakota	L	4-5
at Northern Illinois	L	13-27
at Northern Illinois	L	4-13
at Northern Illinois	L	0-5

1968 (J.D. Anderson, 17-5)

Wartburg	W	11-1
at Wartburg	L	0-2
at Wartburg	L	1-3
Coe	W	15-5
North Dakota St.	W	5-1
North Dakota St.	W	2-0
North Dakota St.	W	4-3
Iowa State	W	9-3
South Dakota St.	W	5-1
at South Dakota	W	7-0
at South Dakota	W	9-3
at South Dakota	W	6-1
Drake	W	23-10
Morningside	W	22-6
Morningside	W	7-6
Morningside	L	7-8
at North Dakota	W	5-4
Augustana	W	18-1
Augustana	W	2-1
Augustana	W	6-5
Arkansas St.*	L	3-11
at So. Colorado St.*	L	2-6
*NCAA Midwest Regional Playoff		

1969 (J.D. Anderson, 15-6)

at Wartburg	W	4-2
at Wartburg	W	5-3
at Coe	W	22-3
North Dakota	W	9-6
North Dakota	W	4-0
North Dakota	W	2-1
South Dakota	W	5-4
South Dakota	W	6-1
South Dakota	W	8-1
at Morningside	L	6-7
at Morningside	W	16-2
at Morningside	W	6-5
at North Dakota St.	L	0-3
at North Dakota St.	W	7-2
South Dakota St.	L	5-6
South Dakota St.	W	4-3
South Dakota St.	L	1-3
Wartburg	W	5-4
at Augustana	W	10-5
at Augustana	L	1-2
at Augustana	L	6-9

1970 (J.D. Anderson, 16-10)

at Wartburg	W	9-4
at Wartburg	W	4-1
North Dakota St.	W	11-3
North Dakota St.	L	8-11
North Dakota St.	L	5-8
at Wartburg	W	9-2
South Dakota St.	L	4-5
South Dakota St.	W	6-0
South Dakota St.	W	7-1
Augustana	W	8-0
Augustana	W	5-4
Augustana	W	10-0
Morningside	W	8-7
Morningside	L	3-7
Morningside	W	8-1
at Iowa State	L	1-2
North Dakota	L	5-15
North Dakota	W	7-2
North Dakota	W	3-1
at Wartburg	L	1-2
South Dakota	W	15-0
South Dakota	W	5-1
South Dakota	W	12-0
Mankato State	L	3-5
Mankato State	L	7-8
Mankato State	L	4-6

1971 (J.D. Anderson, 15-10)

at Missouri State	L	1-3
at Missouri State	L	0-7
at Central Methodist	W	14-7
at Central Methodist	W	8-6
Wartburg	W	9-2
Wartburg	W	7-2
South Dakota St.	L	3-11
South Dakota St.	L	1-6
South Dakota St.	L	7-11
South Dakota	W	19-7
South Dakota	W	6-2
South Dakota	W	4-2
North Dakota	W	5-3
North Dakota	W	7-5
North Dakota	W	6-5
at North Dakota St.	L	2-4
Mankato St.	L	1-4
Mankato St.	L	3-5
Wartburg	L	2-12
at Morningside	W	9-7
at Morningside	W	3-0
at Morningside	W	7-5
at Augustana	L	1-2
at Augustana	W	2-1
at Augustana	W	6-2

1972 (J.D. Anderson, 16-7-1)

at Key West All-Stars	W	10-0
at Key West All-Stars	W	6-1
Wartburg	W	8-0
North Dakota St.	L	5-10
North Dakota St.	W	1-0
at Wartburg	W	3-2
at South Dakota St.	W	12-8
at South Dakota St.	W	13-5
at Iowa	W	8-1
at Iowa	L	5-10
Augustana	W	8-9
Augustana	W	9-3
Wartburg	W	15-0
Iowa State	L	1-5
Iowa State	W	8-4
Morningside	W	3-1
Morningside	T	1-1
at North Dakota	W	5-0
at North Dakota	L	8-9
at Mankato State	L	1-5
at Mankato State	W	1-0
Missouri-St. Louis	L	1-2
Missouri-Rolla	W	5-3
Missouri-St. Louis	L	1-4

1973 (J.D. Anderson, 17-16)

vs Michigan State!	L	1-11
at Miami (Fla.)!	L	1-17
vs Army!	W	3-0
vs Army!	L	4-5
vs Michigan State!	W	4-3
vs Michigan State!	W	6-5
at Miami (Fla.)!	L	4-6
vs Army!	L	7-13
Wartburg	W	6-5
Wartburg	W	11-8
South Dakota St.	L	4-6
South Dakota St.	L	1-8
South Dakota St.	W	6-5
South Dakota	W	11-3
South Dakota	W	12-0
Iowa	W	7-4
Iowa	W	11-10
at Augustana	L	0-1
at Augustana	L	3-4
at Augustana	W	1-0
at Iowa State	L	0-4
at Iowa State	L	2-5
at North Dakota St.	L	1-8
at North Dakota St.	W	9-0
at North Dakota St.	W	2-1
at Wartburg	W	3-1
at Wartburg	W	3-2
at Morningside	L	7-8
at Morningside	L	4-7
at Morningside	W	4-3
North Dakota	L	4-10
North Dakota	L	3-5
North Dakota	W	7-2
! at Miami, Florida		

1974 (J.D. Anderson, 15-14)

at Sam Houston St.L	0-9
at Sam Houston St.L	0-11
at Tulsa	L 3-20
at Tulsa	L 2-12
vs Minn.-Morris	L 2-7
at Tulsa	L 1-2
at Tulsa	L 2-4
Wartburg	W 3-1
Wartburg	W 8-5
North Dakota St.	W 7-2
North Dakota St.	L 1-4
North Dakota St.	L 5-8
at Wartburg	W 7-2
at Wartburg	W 6-5
Augustana	W 6-2
Augustana	W 7-2
Augustana	W 12-0
Iowa State	W 6-4
Iowa State	L 4-9
Morningside	W 4-1
Morningside	W 8-4
Morningside	W 5-3
at Mankato State	L 3-7
at Mankato State	L 1-3
at North Dakota	W 10-6
at North Dakota	L 6-7
at North Dakota	W 6-3
at Iowa	L 3-5
at Iowa	W 8-2

1975 (J.D. Anderson, 12-16)

vs Missouri!	L 0-2
vs Pan-American!	L 3-12
vs Pan-American!	L 5-6
vs Missouri!	L 1-5
vs Sam Houston St.!L	0-8
vs Sam Houston St.!L	1-3
vs Sam Houston St.!L	1-2
vs Sam Houston St.!W	2-1
South Dakota	W 8-1
South Dakota	W 4-3
North Dakota	W 5-2
North Dakota	W 11-1
North Dakota	L 2-5
Iowa	L 3-5
at North Dakota St.L	2-6
at North Dakota St.W	4-3
at North Dakota St.W	2-0
Mankato State	L 12-14
Mankato State	L 2-20
at Augustana	W 5-2
at Augustana	L 1-4
at Wartburg	W 5-4
at Wartburg	L 6-7
at Wartburg	W 7-4
Wartburg	W 6-1
Morningside	W 5-3
Morningside	L 2-4
Morningside	L 0-3
! Spring Trip	

1976 (J.D. Anderson, 12-18)

vs Oklahoma St.%	W 6-4
vs Arkansas St.%	W 9-6
vs Arkansas St.%	L 4-5
vs Pan American%	L 1-6
vs Oklahoma St.%	L 1-11
vs Oklahoma St.%	L 2-5
vs Arkansas St.%	W 6-3
vs Pan American%	L 0-7
at Wartburg	L 1-2
at Wartburg	W 4-3
at Iowa	L 5-17
at Iowa	L 1-13
at Morningside	W 3-2
at Morningside	L 2-6
at Morningside	L 0-3
at Morningside	W 6-5
at Wartburg	W 2-1
at Wartburg	W 7-5
at Mankato State	L 5-6
at Mankato State	L 0-6
at North Dakota St.W	4-2
at North Dakota St.L	3-4
at North Dakota St.W	15-0
at North Dakota St.W	5-2
at Iowa State	L 6-9
at Iowa State	L 5-11
South Dakota St.	L 2-3
South Dakota St.	L 3-8
South Dakota St.	L 2-3
South Dakota St.	W 5-4
% - at Edingburg, Texas	

1977 (J.D. Anderson, 15-18)

vs Morningside%	L 2-8
vs Pan American%	L 2-10
vs Arkansas State%	L 3-5
vs Morningside%	L 2-3
vs Sam Houston St%L	11-13
vs Arkansas State%	L 0-8
vs Pan American%	L 2-8
Upper Iowa	W 2-1
Upper Iowa	W 3-0
Iowa	L 2-7
Iowa	L 7-24
William Penn	W 3-2
William Penn	W 9-2
at Central	W 15-6
at Central	W 14-6
at Wartburg	W 11-0
at Wartburg	W 9-6
Morningside	W 6-1
Morningside	L 1-8
Morningside	L 1-13
Morningside	W 5-4
at Simpson	W 14-2
at Simpson	W 11-0
Wartburg	L 14-15
Wartburg	W 16-5
at Nebraska-OmahaL	0-2
at Nebraska-OmahaL	2-7
at Nebraska-OmahaL	0-1
at Nebraska-OmahaW	6-0
at Mankato State	L 1-5
at Mankato State	W 7-5
at Mankato State	L 1-3
at Mankato State	L 2-3
% - at Edingburg, Texas	

1978 (J.D. Anderson, 17-16)

vs North Carolina%	W 6-5
vs Louisiana Tech%	L 0-4
vs Louisiana Tech%	L 6-7
vs North Carolina%	L 0-12
vs North Carolina%	L 3-6
vs Oklahoma State%	L 1-10
vs Pan-American%	L 1-6
Wartburg	W 10-9
Wartburg	W 5-2
at Iowa State	W 9-4
at Iowa State	W 6-5
at South Dakota	W 3-1
at South Dakota	L 12-14
at South Dakota	L 1-5
at South Dakota	W 8-3
Morningside	W 8-0
Morningside	L 2-5
Morningside	W 14-12
Morningside	W 9-4
at Wartburg	W 8-2
at Wartburg	L 3-4
Nebraska-Omaha	L 3-6
Nebraska-Omaha	W 2-1
North Dakota St.	W 9-4
North Dakota St.	W 6-5
North Dakota St.	W 13-8
North Dakota St.	W 6-4
at Iowa	L 1-21
at Iowa	L 4-11
at South Dakota St.L	4-5
at South Dakota St.W	5-2
at South Dakota St.L	2-5
at South Dakota St.L	0-3
% - at Edinburg, Texas	

1979 (J.D. Anderson, 11-17)

vs N. Illinois%	L 2-6
vs C. Michigan%	L 4-7
vs Arkansas State%	L 2-6
vs N. Illinois%	L 1-13
vs Kansas%	L 1-11
vs C. Michigan%	L 0-13
vs E. Tennessee St%L	0-3
vs C. Michigan%	L 3-15
at Iowa	L 1-11
at Iowa	L 0-2
at Iowa	L 3-9
at Iowa	L 1-14
at Upper Iowa	W 10-6
at Upper Iowa	L 2-3
Coe	L 15-19
Coe	L 5-8
at Wartburg	L 2-13
at Wartburg	W 14-4
at Dubuque	L 3-4
at Dubuque	W 6-3
Dubuque	W 6-3
Dubuque	W 12-1
at Briar Cliff	W 3-2
at Briar Cliff	W 6-2
at Briar Cliff	W 6-0
at Briar Cliff	W 5-2
Central	W 9-2
Central	W 7-4
% - at Edinburg, Texas	

1980 (J.D. Anderson, 12-16)

vs Michigan State%	W 2-0
vs Northwestern%	L 2-6
vs Pan American%	L 1-5
vs Northwestern%	L 2-3
vs Pan American%	L 1-16
vs Northwestern%	L 2-5
vs Northwestern%	L 6-7
vs Iowa	L 0-1
Iowa	L 0-6
Dubuque	W 7-6
Dubuque	L 2-5
Upper Iowa	L 5-7
Upper Iowa	W 5-1
at William Penn	W 7-5
at William Penn	W 2-1
at Central	L 3-7
at Central	W 3-1
at Loras	L 0-4
at Loras	W 7-1
at Wartburg	L 3-4
Briar Cliff	L 0-4
Briar Cliff	W 7-4
Briar Cliff	W 2-1
Briar Cliff	W 6-1
at Coe	L 5-6
at Coe	L 3-8
Wartburg	W 4-0
Wartburg	W 5-2
% - Edinburg, Tx	

1981 (J.D. Anderson, 26-10)

vs Plymouth!	W 12-4
vs Augsburg!	W 3-1
vs Mid. Tennessee St.!L	3-8
vs Kent!	W 8-2
vs Drew!	W 20-2
vs North Central!	L 0-1
vs St. Lawrence!	L 5-13
Dubuque	W 16-3
Dubuque	W 20-1
Iowa State	L 5-15
at Iowa State	L 6-13
at Iowa State	L 0-10
at Grand View	W 16-3
at Grand View	W 19-2
at NW Missouri	W 5-4
at NW Missouri	L 2-3
Wartburg	W 7-2
Wartburg	W 2-1
Loras	W 10-7
Loras	W 6-4
at Western Illinois	W 15-8
at Western Illinois	W 3-1
at Western Illinois	L 1-7
NW Missouri	W 7-6
NW Missouri	W 5-4
Grand View	W 7-6
Grand View	W 6-5
at Loras	W 2-0
at Loras	W 11-4
Iowa	L 1-13
Central	W 4-0
Central	W 6-5
at Wartburg	L 1-2
at Wartburg	W 6-0
Luther	W 7-2
Luther	W 6-3
! - Stanford, Florida	

1982 (J.D. Anderson, 11-16)

vs Delaware Valley#L	0-3
vs Rhode Isl. JC#	W 8-7
vs Milligan#	L 4-7
vs Millersville#	L 8-9
vs Kutztown State#W	3-2
vs Lincoln Mem.#	L 1-7
vs Wis.-Oshkosh#	W 9-2
at Creighton	L 4-8
at Creighton	L 5-8
at Central	W 3-2
at Upper Iowa	W 9-2
at Upper Iowa	W 10-5
Western Illinois	W 8-7
Western Illinois	W 9-8
at Iowa	L 7-8
at Iowa	L 0-12
at Loras	L 8-9
at Loras	W 7-4
at Iowa State	L 4-5
at Iowa State	L 7-8
at Iowa State	L 5-15
at Iowa State	L 3-4
at Wartburg	W 13-5
at Luther	W 5-1
at Luther	L 2-4
at Wartburg	L 2-6
at Wartburg	L 3-9
# - Stanford, FI	

1983 (J.D. Anderson, 7-15)

vs Missouri!	W 6-4
vs Sam Houston St!L	2-5
vs Kansas!	L 5-13
vs Central Michigan!L	1-5
vs Pan American!	L 1-4
vs Sam Houston St!L	5-6
vs Kansas!	L 1-3
at Northwestern	L 1-7
at Creighton	L 1-11
at Western Illinois	L 4-8
at Western Illinois	L 6-8
at Western Illinois	L 4-8
at Western Illinois	L 1-3
Dubuque	L 7-8
Dubuque	W 6-4
at Grand View	L 3-10
at Grand View	L 1-4
Loras	W 9-4
Loras	W 12-1
Luther	W 6-3
Central	W 12-11
Central	W 7-6
! - Edinburg, TX	

ALL-TIME RESULTS

1984 (J.D. Anderson, 12-18)

at Evangel College	L	2-3
at Missouri State	L	0-7
at Missouri State	L	3-6
at Missouri State	L	0-9
St. Ambrose	W	11-6
St. Ambrose	L	4-5
Iowa State	L	2-7
Iowa State	L	1-2
Wartburg	W	13-5
Wartburg	W	13-1
Iowa	W	5-1
Iowa	W	4-0
at Loras	W	5-2
at Loras	W	12-2
at Dubuque	W	19-5
at Dubuque	W	9-3
at Iowa State	L	9-10
at Iowa State	L	0-12
Grand View	L	4-5
Grand View	L	2-5
Grand View	L	2-20
Grand View	L	3-9
Eastern Illinois	L	3-9
Eastern Illinois	L	4-11
at Iowa	L	5-17
at Iowa	W	7-4
Illinois-Chicago	W	4-1
Eastern Illinois	W	8-6
Missouri State	L	2-7
Missouri State	L	0-17

1985 (Gary Swanson, 15-32)

vs Miami (Ohio)%	L	3-13
vs Miami (Ohio)%	L	3-7
vs Michigan%	L	1-13
vs Pan American%	L	2-15
vs Miami (Ohio)%	L	0-4
vs Pan American%	L	4-7
vs Michigan%	L	0-6
vs Pan American%	L	8-10
vs Miami (Ohio)%	L	6-7
at Central	W	5-3
at Central	L	3-8
at Grand View	W	9-4
at Grand View	L	10-16
at Grand View	L	8-10
at Grand View	W	5-4
Briar Cliff	W	2-1
Briar Cliff	L	9-12
Wis.-Platteville	W	8-2
Wis.-Platteville	L	2-10
at St. Ambrose	W	15-4
at St. Ambrose	W	8-6
at Western Illinois	L	5-8
at Western Illinois	L	3-10
at Western Illinois	L	1-5
at Western Illinois	L	3-9
Iowa State	W	4-3
Iowa State	L	5-12
Mt. Mercy	W	19-4
Mt. Mercy	W	26-18
Missouri State	L	4-11
Missouri State	L	13-15
Missouri State	L	3-13
Missouri State	L	4-27
Loras	W	7-0#
Loras	W	7-0#
Wartburg	L	3-6
at Eastern Illinois	L	0-5
at Eastern Illinois	L	0-9
at Eastern Illinois	L	2-3
at Eastern Illinois	L	4-18

at Iowa	L	5-20
at Iowa State	L	0-16
at Iowa State	L	3-5
Wartburg	W	2-1
Wartburg	L	5-6
Simpson	W	12-2
Simpson	W	6-2
#Forfeit		
% - Jody Ramsey Tournament in Edinburg, TX		

1986 (Gary Swanson, 25-18-1)

vs Goshen College!	W	6-3
vs Goshen College!	W	15-7
vs Wis.-Oshkosh!	L	9-14
vs School of the Ozarks!	W	10-9
at Evangel College	T	9-9
at SW Baptist	W	16-13
at Missouri Southern	L	7-14
at Central Missouri	W	6-4
at Central Missouri	L	4-5
at Iowa State	L	6-7
at Iowa State	L	0-21
at Wartburg	W	17-11
at Wartburg	W	9-7
Dubuque	W	16-6
Dubuque	W	12-6
Loras	W	12-2
Wartburg	W	13-10
Wartburg	L	4-11
St. Ambrose	W	17-9
St. Ambrose	W	8-4
Western Illinois	L	3-9
Western Illinois	L	1-8
Western Illinois	L	6-12
Western Illinois	W	16-4
Iowa State	W	2-0
Iowa State	L	8-10
at Missouri State	L	2-10
at Missouri State	L	3-6
at Missouri State	L	2-13
at Missouri State	L	2-12
at Mt. Mercy	W	22-10
at Mt. Mercy	W	12-1
at Mt. Mercy	W	12-2
at Mt. Mercy	W	11-4
Eastern Illinois	L	2-14
Eastern Illinois	W	13-11
Eastern Illinois	L	2-15
Iowa	L	8-15
Mt. Mercy	W	7-0#
Mt. Mercy	W	7-0#
Grand View	W	12-9
Grand View	L	10-15
Cornell	W	11-1
Cornell	W	10-0
! - Reed Spring, Mo.		
# - Forfeit		

1987 (Gary Swanson, 26-21)

at Lincoln (Mo.)	W	18-1
at Lincoln (Mo.)	W	12-1
at Lincoln (Mo.)	W	17-6
at Lincoln (Mo.)	W	7-5
at Arkansas	L	3-9
vs Wis.-Oshkosh!	L	6-27
vs Central Arkansas!	W	7-5
vs Wis.-Oshkosh!	L	10-15
vs Fort Hays State!	W	16-15
at Evangel	W	8-1
at Evangel	W	10-5
vs Goshen College!	W	7-0#
vs Wis.-Oshkosh!	W	7-0#

at Central Missouri St.	L	5-6
at Central Missouri St.	L	8-9
Creighton	W	3-2
Creighton	W	6-5
Briar Cliff	L	5-11
Briar Cliff	W	12-2
Westmar	W	7-0#
Westmar	W	7-0#
at Wartburg	W	10-4
at Wartburg	L	4-6
Mt. Mercy	W	13-3
Mt. Mercy	W	8-2
at Western Illinois	L	1-3
at Western Illinois	L	5-15
at Western Illinois	W	8-4
at Western Illinois	W	5-4
Iowa Wesleyan	W	12-2
Iowa Wesleyan	W	16-3
Missouri State	W	6-5
Missouri State	L	5-10
Missouri State	L	3-10
SW Missouri St.	L	3-5
at Eastern Illinois	L	6-9
at Eastern Illinois	L	1-5
at Eastern Illinois	L	5-9
at Eastern Illinois	L	4-11
at Iowa State	L	3-9
St. Ambrose	L	6-9
Wartburg	W	10-0
Wartburg	L	8-10
at Grand View	W	6-3
at Grand View	L	7-15
Iowa	L	4-6
Iowa	W	6-5
! - Reed Springs, Mo.		
# - Forfeit		

1988 (Gene Baker, 11-43)

at NW Missouri St.	L	13-14
at NW Missouri St.	L	3-8
at Central Missouri	L	0-8
at Central Missouri	L	5-6
at Arkansas	L	0-6
at Arkansas	L	0-17
at Arkansas	L	2-15
at Oklahoma Stae	L	1-11
at Oklahoma State	L	1-11
vs Texas Wesleyan#	L	8-9
at Oral Roberts	L	8-10
at Missouri	L	4-23
at Missouri	L	4-15
at Wartburg	W	8-7
at Wartburg	W	13-1
Grand View	L	2-9
Grand View	L	3-5
Grand View	L	0-5
Grand View	L	3-9
Mankato State	L	2-9
Iowa State	L	6-14
Iowa State	L	3-22
St. Xavier	W	2-1
St. Xavier	L	4-10
St. Xavier	L	1-7
St. Xavier	W	9-2
at Iowa	L	1-13
at Iowa State	L	6-7
Western Illinois	W	11-8
Western Illinois	L	2-19
Western Illinois	L	8-19
Western Illinois	L	3-11
Wartburg	L	4-21
Wartburg	W	14-4
Iowa	L	10-19

at Missouri St.	L	3-13
at Missouri State	L	3-11
at Missouri State	L	4-11
at Missouri State	L	1-2
at Nebraska	L	2-11
at Nebraska	L	3-25
at Mt. Mercy	W	7-6
at Mt. Mercy	W	13-10
Eastern Illinois	L	4-17
Eastern Illinois	W	8-6
Eastern Illinois	L	2-28
Eastern Illinois	L	7-9
at Iowa State	L	2-10
at Creighton	L	5-15
St. Ambrose	W	20-11
at Briar Cliff	L	16-17
at Briar Cliff	W	13-12
at Briar Cliff	L	2-6
at Briar Cliff	L	0-7
# - Stillwater, Ok.		

1989 (Gene Baker, 13-37)

at Nebraska	L	3-12
at Nebraska	L	6-7
at Lincoln (Mo.)	W	3-2
at Lincoln (Mo.)	W	4-1
at Lincoln (Mo.)	W	17-1
at St. Louis	W	10-4
at St. Louis	L	6-7
at Arkansas	L	4-14
at Oklahoma	L	2-33
at Oklahoma State	L	0-11
at Wichita State	L	6-29
at Kansas	L	2-10
at Kansas	L	7-10
at Kansas State	L	4-11
at Kansas State	L	6-7
at Wartburg	L	1-3
at Wartburg	L	4-6
Creighton	L	4-11
Quincy	W	8-0
Quincy	W	10-2
at Iowa State	L	5-9
at Iowa	L	1-7
at Iowa State	L	2-15
at St. Xavier	L	0-3
at Illinois-Chicago	L	2-4
at Illinois-Chicago	W	8-0
at Northwestern	L	1-3
at Mt. Mercy	L	1-3
at Mt. Mercy	W	8-4
at Western Illinois	L	7-8
at Western Illinois	L	1-2
at Western Illinois	W	8-4
at Western Illinois	L	4-10
Wartburg	W	12-2
Wartburg	W	14-4
Iowa	L	2-11
Iowa State	L	5-13
Missouri State	L	1-4
Missouri State	L	0-10
at Minnesota	L	3-7
at Eastern Illinois	L	0-12
at Eastern Illinois	L	3-5
Mt. Mercy	W	10-0
Mt. Mercy	W	9-3
at Nebraska	L	1-2
at Nebraska	L	0-10
at Creighton	L	4-14
at Missouri	L	1-2
at Missouri	L	2-4
at Missouri	L	1-11

1990 (Gene Baker, 20-39)

at Oklahoma	L	7-19
at Oklahoma	L	7-10
at Oklahoma State	L	0-10
at Oklahoma State	L	3-15
at Creighton	L	0-3
at Creighton	L	1-6
at Creighton	L	3-6
at Creighton	L	4-5
at Missouri	L	2-19
at Missouri	W	11-8
vs Bradley!	W	7-3
at St. Louis	W	7-3
vs Notre Dame!	L	1-6
at Indiana State	L	2-7
at Indiana State	L	2-8
at Western Kentucky	L	3-6
at Western Kentucky	W	9-6
at Austin Peay	L	0-1
at Austin Peay	L	2-8
at Memphis State	L	3-4
at Memphis State	L	5-10
at Evansville	W	6-5
at Illinois State	L	5-6
at Illinois State	L	3-12
Upper Iowa	W	11-1
Upper Iowa	W	9-8
at Kansas	W	7-6
at Iowa	L	4-9
at Bradley	W	4-3
at Bradley	L	2-9
at Nebraska	L	0-2
at Nebraska	L	3-17
Iowa	L	4-13
Iowa State	L	8-17
Iowa State	L	5-8
at Mt. Mercy	L	3-5
at Mt. Mercy	W	4-2
Western Illinois	L	2-5
Western Illinois	W	12-11
Western Illinois	L	3-8
Western Illinois	W	5-4
at Nebraska	L	5-12
Iowa State	L	1-15
at Missouri State	L	0-2
at Missouri State	L	1-3
at Missouri State	L	2-13
at Missouri State	L	6-7
St. Ambrose	W	13-6
St. Ambrose	W	13-12
at Iowa State	W	5-1
Eastern Illinois	W	4-2
Eastern Illinois	L	5-6
Eastern Illinois	W	5-4
Eastern Illinois	L	11-14
at Minnesota	L	5-22
Wartburg	W	12-2
Wartburg	W	9-5
Mt. Mercy	W	6-0
Mt. Mercy	L	2-10
! - St. Louis, Mo.		

1991 (Dave Schrage, 12-44)

at Missouri	L	1-27
at Kansas State	L	5-14
at Kansas	L	8-18
at Kansas	L	4-16
at Kansas	L	5-7
at Memphis State	L	0-4
at Memphis State	L	0-13
at South Alabama	L	2-16
at Florida State	L	2-11
at Florida State	L	0-9
at Florida State	L	0-3
at South Alabama	L	6-7
at South Alabama	L	2-19
at Arkansas State	L	1-2
Wartburg	L	1-12
Wartburg	W	8-2
Upper Iowa	L	7-9
Upper Iowa	W	5-1
Mt. Mercy	L	15-19
Mt. Mercy	W	4-2
Kansas State	L	2-18
at Iowa	L	2-5
Iowa	L	3-7
Wis.-Milwaukee	W	7-0
Wis.-Milwaukee	L	9-14
Wis.-Milwaukee	W	6-5
Wis.-Milwaukee	W	5-1
Nebraska	L	4-5
Nebraska	L	4-6
Kansas	W	7-3
at Western Illinois	L	3-10
at Western Illinois	W	4-1
at Western Illinois	L	1-12
at Western Illinois	L	8-9
Iowa State	L	4-10
Iowa State	L	2-13
Northern Illinois	L	2-7
Northern Illinois	L	4-5
at Iowa State	L	8-13
at Iowa State	L	1-11
at Nebraska	L	3-8
at Nebraska	L	2-10
Northern Illinois	W	11-6
Northern Illinois	L	0-9
at Eastern Illinois	L	2-4
at Eastern Illinois	L	0-4
at Eastern Illinois	L	4-5
at Eastern Illinois	L	3-4
Grand View	L	6-7
Creighton	L	1-9
at Mt. Mercy	W	11-0
at Mt. Mercy	L	1-2
Briar Cliff	W	9-8
Briar Cliff	W	4-1
at Illinois-Chicago!	L	6-12
at Western Illinois!	L	4-12
! - Chicago - Mid-Con Tournament		

1992 (Dave Schrage, 22-34, 2-17, 8th MVC)

vs Dubuque#	W	6-1
vs Dubuque#	W	5-1
at Air Force	L	2-6
at Air Force	L	6-17
at Air Force	L	3-5
at Air Force	L	9-10
at Louisville	L	8-9
vs Western Illinois!	L	5-8
vs Ohio State!	L	1-16
at Central Missouri St. W		7-6
at St. Louis	L	10-12
at St. Louis	W	12-2

at Wichita State	L	1-19
at Wichita State	L	0-9
at Wichita State	L	0-9
Wis.-Milwaukee	L	17-22
Wis.-Milwaukee	W	7-6
Wis.-Milwaukee	W	6-3
St. Ambrose	W	10-2
St. Ambrose	W	10-6
at Indiana State	L	8-14
at Indiana State	L	3-4
at Indiana State	W	10-1
at Northern Illinois	L	7-17
at Northern Illinois	W	20-11
at Bradley	L	9-10
at Bradley	L	4-16
at Bradley	L	0-4
Iowa	L	2-3
Iowa State	W	3-2
at Illinois State	L	1-7
at Illinois State	L	0-2
at Illinois State	W	7-1
Kansas State	W	8-2
at Iowa State	L	0-6
Southern Illinois	L	0-1
Upper Iowa	W	7-1
Upper Iowa	W	17-3
at Wis.-Milwaukee	W	10-4
at Wis.-Milwaukee	W	5-2
Creighton	L	3-10
Creighton	L	5-16
Creighton	L	1-7
Grand View	L	4-11
Mankato State	W	6-4
Mankato State	L	4-11
at Briar Cliff	W	12-9
at Briar Cliff	L	4-5
Mt. Mercy	W	21-16
Missouri State	L	3-22
Missouri State	L	6-22
Missouri State	L	1-20
at Wartburg	L	5-7
Chicago State	W	4-0
Chicago State	L	5-9
Chicago State	W	13-8
# - Metrodome		
! - Derby Classic, Louisville, Ky.		

1993 (Dave Schrage, 12-39, 1-20 9th MVC)

at Kansas State	L	3-11
at Air Force	L	2-14
at Air Force	L	1-5
at Air Force	L	4-6
at Washburn	L	8-9
vs Wayne State#	W	7-5
vs Wayne State#	L	5-10
vs Aurora#	L	5-9
vs Simpson#	W	5-4
vs Georgetown (Ky.)#	W	10-3
vs Illinois Benedictine#	W	12-1
at Florida State	L	0-6
at Florida State	L	4-7
at Florida State	L	2-5
at Wichita State	L	2-11
at Wichita State	L	3-10
at Wichita State	L	3-7
at Upper Iowa	W	6-2
at Iowa	L	3-10
at Southern Illinois	L	4-5
at Southern Illinois	L	0-4
at Southern Illinois	L	4-12
at Chicago State	L	4-6
at Chicago State	W	3-1

at Northeastern Illinois	L	2-7
at Northeastern Illinois	L	1-2
Bradley	L	4-15
Bradley	L	5-11
Bradley	L	1-13
Northern Illinois	W	6-1
Northern Illinois	W	5-3
Dubuque	W	11-10
Illinois State	L	0-4
Illinois State	L	4-12
Illinois State	L	3-13
Iowa	L	4-13
Iowa State	L	4-8
Iowa State	W	6-5
at Missouri State	L	2-9
at Missouri State	L	3-10
at Missouri State	L	2-5
Grand View	W	7-5
at Creighton	L	2-10
at Creighton	L	1-7
at Creighton	L	1-9
at Minnesota	L	2-5
William Penn	L	0-4
William Penn	L	3-4
Indiana State	L	0-6
Indiana State	W	7-3
Indiana State	L	3-6
# - Spring trip at Panama City		

1994 (Dave Schrage, 24-32, 5-16 10th MVC)

vs Augsburg!	W	11-1
Mankato State	W	18-1
vs Northern Colorado\$	L	3-10
at Air Force\$	W	7-4
vs Southern Utah\$	W	19-0
vs Southern Utah\$	W	9-2
vs Nebraska\$	L	0-2
vs Nebraska\$	L	7-8
at Quincy	W	19-14
at Quincy	W	11-3
vs Vermont#	L	5-6
vs Central Connecticut#	W	6-5
vs Colgate#	W	28-5
vs Wright State#	L	0-6
vs Bucknell#	L	9-11
vs Bowling Green St.#	W	10-5
vs Harvard#	W	11-3
Wis.-Milwaukee	W	3-2
Wis.-Milwaukee	L	2-3
Mankato State	L	3-8
Iowa Wesleyan	W	12-6
at Wichita State	L	0-13
at Wichita State	L	5-15
at Wichita State	L	0-3
at Iowa	W	7-3
at Iowa	L	4-5
at Indiana State	W	14-13
at Indiana State	L	1-3
at Indiana State	L	3-8
Iowa	L	7-12
Wartburg	W	11-6
St. Ambrose	W	11-0
Missouri State	L	2-20
Missouri State	L	1-5
Missouri State	L	5-17
at Iowa State	L	2-8
Upper Iowa	W	7-4
Iowa State	L	1-18
Creighton	L	3-13
Creighton	W	5-4
Creighton	L	4-11
Kansas State	W	12-11

Minnesota	L	3-10
at Notre Dame	L	0-3
at Bradley	L	2-11
at Bradley	W	3-1
at Bradley	L	6-7
at Wis.-Milwaukee	L	4-5
at Wis.-Milwaukee	L	6-7
Grand View	W	11-2
at Illinois State	L	7-8
at Illinois State	L	1-5
at Illinois State	W	11-9
Southern Illinois	L	1-4
Southern Illinois	L	2-13
Southern Illinois	W	10-3
! - Metrodome		
\$ - Air Force Invitational		
# - Spring trip to Ft. Meyers, Fl.		

1995 (Dave Schrage, 28-27, 12-20, 7th MVC)

at SE Missouri State	L	7-9
at SE Missouri State	L	7-10
at Missouri Western	W	6-3
at Missouri Western	W	6-0
at Kansas State	W	16-5
vs Eastern Illinois!	W	18-13
at Louisville!	W	2-0
at Toledo	L	1-5
at Evansville	L	4-5
at Evansville	L	1-2
at Evansville	L	5-8
at Evansville	W	4-3
vs Northwestern\$	L	4-16
vs Vermont\$	L	8-9
at Florida Int.\$	W	10-0
at Florida Int.\$	L	2-8
vs Missouri Valley\$	W	9-8
vs Harvard\$	W	7-2
vs Wright State\$	W	8-2
at Creighton	L	3-4
at Creighton	L	1-5
at Creighton	L	4-5
at Creighton	L	12-19
at Iowa State	L	7-8
Illinois State	W	5-3
Illinois State	W	4-1
Illinois State	W	4-0
Illinois State	W	4-2
Bradley	L	4-8
Bradley	W	10-9
Bradley	W	1-0
Bradley	L	5-7
Iowa	W	6-0
at Missouri State	L	4-11
at Missouri State	L	3-8
at Missouri State	L	6-11
at Missouri State	W	9-3
at Wis.-Milwaukee	W	10-5
at Wis.-Milwaukee	W	4-3
at Minnesota	W	8-1
Wichita State	W	6-5
Wichita State	L	3-4
Wichita State	L	2-7
Wichita State	W	4-3
Iowa State	W	3-1
Northern Illinois	W	13-1
Northern Illinois	W	17-5
Indiana State	L	3-7
Indiana State	L	7-18
Indiana State	L	0-2
Indiana State	L	2-5
at Southern Illinois	L	3-6
at Southern Illinois	W	7-6

at Southern Illinois	L	2-7
at Southern Illinois	W	18-11
! - Derby City Classic, Louisville, Ky		
\$ - Ft. Meyers, Fl.		

1996 (Dave Schrage, 26-32, 13-19, 6th MVC)

vs Grand View!	L	3-4
vs Grand View!	W	6-1
at Tennessee-Martin	L	0-3
at Tennessee-Martin	W	2-1
at Tennessee-Martin	L	3-7
vs Old Dominion#	L	1-8
vs Michigan#	W	13-4
at Texas A&M#	L	4-12
vs Old Dominion#	L	3-9
vs Michigan#	L	1-12
at Texas A&M#	L	6-11
vs St. Mary's(Calif.)\$	W	8-7
vs St. Mary's(Calif.)\$	L	9-11
vs Dartmouth\$	W	19-7
vs Dartmouth\$	W	16-3
vs Dartmouth\$	W	8-1
vs Indiana State% L		10-14
vs Indiana State% W		7-6
vs Indiana State% W		5-1
vs Indiana State% W		10-8
Southern Illinois	W	4-3
Southern Illinois	L	2-4
Southern Illinois	L	5-8
Southern Illinois	L	1-12
at Iowa State	W	7-4
Creighton	L	4-5
Creighton	W	6-5
Iowa Wesleyan	W	7-0
Iowa Wesleyan	W	12-1
at Iowa	W	21-8
at Northern Illinois	W	6-0
at Northern Illinois	L	6-7
at Illinois State	L	4-5
at Illinois State	W	7-6
at Illinois State	L	1-3
at Illinois State	W	5-3
Iowa State	W	10-2
Evansville	W	9-8
Evansville	L	5-6
Evansville	W	15-8
Evansville	L	5-14
Iowa	L	6-8
Missouri State	W	8-4
Missouri State	L	4-10
Missouri State	L	10-13
Missouri State	L	5-8
at Creighton	W	6-2
at Creighton	L	8-12
at Bradley	L	6-13
at Bradley	L	4-5
at Bradley	W	4-2
at Bradley	W	4-3
at Wichita State	L	4-5
at Wichita State	L	0-9
at Wichita State	L	0-10
at Wichita State	L	3-14
*Wichita State	L	11-25
*Bradley	L	3-18
*MVC Tournament in Wichita, KS		
! - Metrodome		
# - College Station, Tx		
\$ - Phoenix, Arizona		
% - Peoria, Illinois		

ALL-TIME RESULTS

1997 (Dave Schrage, 32-23, 18-8, 2nd MVC)

vs St. Mary's(Calif.)\$W	16-9
vs Northeastern Illinois\$L	1-7
vs Nebraska\$	W 19-6
vs Ohio State\$	W 18-16
at SE Missouri StateL	2-3
at SE Missouri StateW	4-1
vs Quincy!	W 7-2
vs Quincy!	L 3-5
at Troy State	L 4-14
at Troy State	W 10-8
at Samford	L 4-10
at Troy State	L 1-5
vs Samford#	L 4-5
at Tennessee-MartinW	11-1
at Tennessee-MartinL	3-8
at Evansville	W 11-10
at Evansville	W 2-1
at Evansville	L 3-10
at Evansville	L 3-5
vs Minnesota	L 5-6
Bradley	W 7-6
Bradley	W 5-4
Bradley	W 5-4
Bradley	W 9-8
Wartburg	W 1-0
at Iowa State	W 10-4
at Southern IllinoisW	7-6
at Southern IllinoisW	10-6
Upper Iowa	W 5-4
Creighton	W 3-2
Creighton	L 3-5
at Iowa	W 5-1
Iowa State	L 5-6
Iowa State	L 3-12
Illinois State	W 6-1
Illinois State	W 4-2
Illinois State	W 2-1
Illinois State	W 13-4
Minnesota	W 9-8
at Creighton	L 4-6
at Creighton	W 10-4
at Missouri State	W 13-3
at Missouri State	L 2-9
at Missouri State	W 9-4
at Missouri State	L 3-4
Iowa	W 14-9
St. Ambrose	W 13-6
Wayne State	L 0-5
Wayne State	L 4-5
Indiana State	W 4-2
Indiana State	W 6-5
Indiana State	L 9-13
Indiana State	L 1-10
*Southern Illinois	L 3-7
*Wichita State	L 7-12
*MVC Tournament in Wichita, KS	
\$ - Oakland A's Tournament	
! - at HHH Metrodome	
# - Birmingham, Alabama	

1998 (Dave Schrage, 26-30, 9-22, 9th MVC)

vs Northwestern\$	L 5-7
vs Grand Canyon\$	L 3-17
vs CS-Northridge\$	W 6-5
vs Nevada\$	L 3-16
at Tennessee-MartinW	5-4
at Tennessee-MartinW	3-2
at Tennessee-MartinL	11-15
at Tennessee-MartinW	10-1
at Oklahoma StateL	0-20

vs Duquesne!	W 11-3
vs Duquesne!	W 7-3
vs Indiana!	W 13-12
vs Marist!	L 5-10
vs Liberty!	W 12-5
vs Connecticut!	W 6-1
at Indiana State	L 2-14
at Indiana State	L 2-10
at Indiana State	L 2-4
at Indiana State	L 7-8
at Minnesota	L 5-12
Southern Illinois	L 5-9
Southern Illinois	W 7-5
Southern Illinois	W 2-1
Southern Illinois	L 5-6
Clarke	W 14-0
at Bradley	L 1-2
at Bradley	L 2-3
at Bradley	L 1-5
at Bradley	W 10-5
Creighton	W 3-2
Missouri State	L 4-8
Missouri State	L 6-14
Missouri State	W 11-4
Missouri State	L 4-8
Iowa State	W 7-1
at Illinois State	L 8-9
at Illinois State	L 6-7
at Illinois State	L 4-5
at Illinois State	L 3-9
Morningside	W 14-7
at Creighton	L 0-9
at Creighton	L 4-10
Evansville	W 6-5
Evansville	W 3-0
Evansville	W 6-1
Evansville	W 9-6
Iowa	W 6-3
vs Iowa State	L 1-3
St. Andrews#	W 11-6
Wayne State#	W 8-3
Wright State#	W 3-2
Wright State#	W 9-7
at Wichita State	L 1-4
at Wichita State	L 2-11
at Wichita State	L 1-8
at Wichita State	L 5-10
\$ - Oakland A's Tournament	
! - Homestead Challenge,	
Homestead, Fl.	
# - UNI Classic	

1999 (Dave Schrage, 28-26, 13-17, 7th MVC)

vs. Northern St.!	W 21-3
vs. Northern St.!	W 9-1
at Missouri State	W 13-12
at Missouri State	W 12-9
at Missouri State	W 10-3
at Tenn.-Martin	W 5-4
at Tenn.-Martin	W 10-4
at Tenn.-Martin	W 5-4
at Tenn.-Martin	L 7-13
vs. Lehigh#	W 13-8
vs. St. Joseph's#	W 7-5
vs. Long Island#	W 10-9
vs. Fordham#	W 11-7
vs. Bradley#	L 9-12
vs. Ill.-Chicago#	W 8-7
at Evansville	L 9-12
at Evansville	L 3-11
at Evansville	W 11-7
at Evansville	W 11-7

Wartburg	W 4-3
at South. Illinois	L 4-6
at South. Illinois	L 9-10
at South. Illinois	L 3-9
at South. Illinois	L 1-8
Min. St.-Mankato	L 5-7
Bradley	W 3-2
Bradley	L 5-15
Bradley	L 2-5
Bradley	W 6-4
Minnesota	L 5-6
at Iowa	L 16-17
at Iowa State	L 10-18
at Iowa State	L 11-12
at Minnesota	L 3-7
Illinois State	W 6-3
Illinois State	W 11-5
Illinois State	L 1-5
Illinois State	L 1-2
at Missouri State	L 7-13
at Missouri State	W 11-8
Iowa	W 6-5
#7 Wichita State	L 2-5
#7 Wichita State	W 8-3
#7 Wichita State	L 7-8
#7 Wichita State	L 4-17
at Creighton	L 5-19
at Creighton	L 4-7
at Creighton	L 2-8
at Creighton	W 11-10
at Nebraska	L 7-10
Indiana State	W 8-4
Indiana State	W 6-5
Indiana State	W 3-2
Indiana State	W 3-1
! at Metrodome in Minneapolis	
#at Daytona Beach, Fla.	

2000 (Rick Heller, 23-33, 9-22, 9th MVC)

vs. Northwestern!	W 14-13
vs. Portland!	L 12-20
vs. Nevada!	L 1-29
vs. North Dakota~	W 10-3
vs. Wright State\$	W 10-8
at Louisville\$	W 14-4
vs. Kent State\$	L 3-5
at Bethune-CookmanL	4-5
vs. St. Joseph's%	W 14-11
vs. Fordham%	W 19-15
vs. Pennsylvania%W	5-3
vs. Fordham%	L 17-7
at Bethune-CookmanW	8-4
at Illinois State	L 1-3
at Illinois State	W 3-2
at Illinois State	L 0-12
Min. St.-Mankato	L 4-6
Missouri State	W 7-3
Missouri State	W 10-7
Missouri State	L 5-15
Missouri State	L 0-19
at Western IllinoisW	16-2
#15 Creighton	W 6-5
#15 Creighton	L 3-11
#15 Creighton	L 9-11
#15 Creighton	W 12-11
St. Ambrose	W 14-13
at Wichita State	L 7-10
at Wichita State	L 4-5
at Wichita State	L 10-11
at Wichita State	L 0-12
Western Illinois	W 16-0
at Iowa	W 10-3

at Bradley	L 6-10
at Bradley	L 4-5
at Bradley	W 7-1
at Bradley	L 12-22
Evansville	L 3-4
Evansville	L 5-9
Evansville	L 1-9
Evansville	W 12-6
Iowa State	L 8-15
Iowa State	L 6-8
Iowa	L 4-6
at Indiana State	L 0-8
at Indiana State	L 6-8
at Indiana State	L 6-18
at Indiana State	L 4-8
Southern Illinois	L 8-9
Southern Illinois	W 5-3
Southern Illinois	L 6-13
Southern Illinois	W 10-7
at #10 Nebraska	L 7-9
vs. Rockhurst&	W 9-6
Rockhurst	W 14-3
! at Phoenix, Arizona	
~ at Metrodome in Minneapolis	
\$ at Louisville, Kentucky	
% at Daytona Beach, Florida	
& at Fayette, Iowa	

2001 (Rick Heller, 35-28, 17-15, 5th MVC)

vs. Ball State!	W 5-2
vs. Pacific!	L 4-19
vs. Kansas!	L 8-11
vs. Northwestern!	L 3-5
at Louisville	W 9-2
at Louisville	L 11-12
at Louisville	W 15-5
at Air Force	W 20-9
at Air Force	L 6-14
at Air Force	W 10-6
at Bethune-CookmanW	9-2
vs. Wilmington%	W 20-8
vs. Fordham%	L 8-9
at #18 Florida St.	L 3-4
at Creighton	W 5-3
at Creighton	L 2-11
at Creighton	W 9-6
at Creighton	W 13-6
at Southern IllinoisW	3-0
at Southern IllinoisL	6-7
at Southern IllinoisL	6-16
at Southern IllinoisL	6-9
at Western IllinoisL	7-8
Bradley	W 6-1
Bradley	W 10-0
Bradley	W 13-1
Bradley	W 9-7
Minnesota	L 9-16
Indiana State	W 3-2
Indiana State	L 5-9
Indiana State	L 3-16
Indiana State	L 4-6
Western Illinois	W 9-2
at Evansville	W 15-1
at Evansville	W 6-3
at Evansville	L 6-12
at Evansville	L 2-7
Iowa State	L 1-17
at Iowa	W 10-6
Wichita State	L 3-8
Wichita State	L 3-10
Wichita State	W 8-6
Wichita State	L 1-12

Iowa	W 8-6
Grand View	W 18-5
Rockhurst	W 14-2
Rockhurst	W 24-9
Illinois State	W 9-0
Illinois State	L 1-2
Illinois State	L 6-16
Illinois State	L 4-10
at #1 Nebraska	L 6-15
at Missouri State	W 6-3
at Missouri State	W 4-1
at Missouri State	W 7-5
at Missouri State	W 11-8
at Wichita State\$	W 4-3
vs. Evansville\$	W 6-4
vs. Indiana State\$	W 6-5
vs. Indiana State\$	W 13-10
at #3 Nebraska*	L 6-16
vs. Brigham Young*W	10-1
vs. Rutgers!	L 5-6
! at Phoenix, Arizona	
% at Daytona Beach, Florida	
*NCAA Regional in Lincoln, NE	
\$MVC Tournament in Wichita, KS	

2002 (Rick Heller, 30-25-1, 14-18/6th MVC)

at NC-Wilmington#L	6-4
vs. George Mason#W	12-6
vs. St. Johns (NY)#W	6-4 (11)
at Minnesota	W 8-7
at Arkansas State	W 5-1
at Arkansas State	L 4-3
at Arkansas State	W 7-5
vs. Indiana!	L 8-4
vs. Yale!	W 2-1 (10)
vs. Vermont!	W 9-7
vs. Northeastern!	W 4-1
vs. Fairleigh Dickinson!W	7-4
at Indiana State	L 14-10
at Indiana State	W 7-4
at Indiana State	W 13-6
at Indiana State	W 5-4
Wisconsin-MilwaukeeW	10-9
at #7 Wichita StateL	11-2
at #7 Wichita StateL	8-5
at #7 Wichita StateL	6-5
at #7 Wichita StateW	10-4
Missouri State	L 11-8
Missouri State	L 9-2
SW Missouri State	L 11-2
Missouri State	L 19-13
Grand View	W 11-5
Creighton	L 7-1
Creighton	W 4-3
Creighton	L 7-6
Creighton	L 5-1
Minnesota	W 13-6
at Illinois State	L 5-4
at Illinois State	L 4-3
at Illinois State	L 9-4
at Illinois State	W 15-4
Iowa	L 6-4
Southern Illinois	W 6-3
Southern Illinois	L 9-7 (8)
Southern Illinois	W 17-6
Southern Illinois	L 6-5
at Iowa	T 1-1 (5)
Evansville	L 5-2
Evansville	L 11-9
Evansville	W 11-6
Evansville	W 11-9
at Bradley	W 21-9

23
28
51
49
51

at Bradley W 9-8
 at Bradley W 5-2
 at Bradley W 15-0
 Western Illinois W 8-4
 at Missouri W 8-5
 at Missouri L 6-3
 at Missouri W 10-6
 at #14 Wichita State\$ L 8-1
 vs. Creighton\$ W 4-0
 vs. Indiana State\$L 4-1
 # Hughes Bros. Baseball Challenge,
 Wilmington, NC
 ! Florida Classic, Bradenton, FL
 \$ MVC Tournament, Wichita, KS

2003 Results (Rick Heller, 27-28, 16-15/4th MVC)

vs. Northwestern State#L 7-3
 vs. Missouri# L 11-4
 at Louisiana Monroe# L 7-6
 at Texas Tech L 8-7
 at Texas Tech L 7-6 (8)
 at Texas Tech L 13-9
 at Texas Tech W 10-9
 at Western KentuckyW 9-7
 at Western KentuckyW 5-4
 at Western KentuckyL 10-4
 vs. IPFW! W 14-3
 vs. Vermont! W 10-2
 vs. U Mass! W 14-5
 vs. Columbia! W 13-8
 at Southern Illinois*L 10-6
 at Southern Illinois*L 5-4 (7)
 at Southern Illinois*L 7-6 (10)
 at Southern Illinois*L 5-4
 Upper Iowa W 10-1
 UW-Milwaukee L 7-6 (7)
 UW-Milwaukee L 6-5 (11)
 UW-Milwaukee W 6-3
 Wichita State* W 8-3
 Wichita State* L 8-1
 Wichita State* L 5-3
 Wichita State* L 5-3
 at Minnesota W 7-4
 at Missouri State*L 10-5
 at Missouri State*L 9-5 (7)
 at Missouri State*W 11-9
 at Missouri State*W 9-4
 at Creighton* W 11-2
 at Creighton* W 9-3 (7)
 at Creighton* W 16-11
 at Creighton* W 9-6 (10)
 Minnesota L 10-5
 Illinois State* W 7-2
 Illinois State L 5-4 (10)
 Illinois State L 3-2 (7)
 Illinois State* W 14-10
 Bradley L 3-1
 Bradley* W 6-2 (7)
 Bradley* W 10-4
 vs. Evansville* W 16-6
 vs. Evansville W 15-3 (7)
 vs. Evansville W 9-4
 vs. Evansville* L 17-7 (8)
 at Western Illinois L 5-4
 Western Illinois W 14-5
 Indiana State* L 4-1
 Indiana State* W 4-3 (7)
 Indiana State* L 3-2
 Indiana State* W 9-2
 vs. Southern Illinois\$L 10-6
 vs. Missouri State\$L 11-6
 #Louisiana Monroe Tournament

* indicates MVC games
 ! Florida Classic, Bradenton, FL
 \$ MVC Tournament, Wichita, KS

2004 Results (Rick Heller, 25-31, 12-20/T-5th MVC)

@ McNeese State L 4-2
 @ McNeese State L 5-4
 @ McNeese State W 6-3
 @ Arkansas State L 3-2
 @ Arkansas State L 2-1
 @ Arkansas State L 4-3 (11)
 vs. Lehigh! W 10-5
 vs. Miami (OH)! L 8-3
 vs. Vermont! W 12-0
 vs. Columbia! W 9-1
 @ Stetson L 7-3
 vs. Fairleigh Dickinson! W 7-2
 vs. Massachusetts! W 7-5 (7)
 vs. Wright State! W 10-6
 @ Wichita State L 8-0
 @ Wichita State L 12-3 (7)
 @ Wichita State L 10-0 (7)
 @ Wichita State L 8-3
 @ Illinois State L 7-0
 @ Illinois State W 13-11
 @ Illinois State L 10-4
 @ Illinois State W 3-0
 Minnesota W 7-6 (10)
 Missouri State W 3-2
 Missouri State L 5-0 (7)
 Missouri State L 2-0
 Missouri State L 12-7
 @ Iowa W 8-6
 Rockhurst L 14-10
 Rockhurst L 7-4 (10)
 Rockhurst W 18-7
 vs. Iowa W 8-3
 @ Indiana State W 13-5
 @ Indiana State L 4-3 (7)
 @ Indiana State L 4-2
 @ Indiana State L 5-4
 Iowa W 9-8
 Creighton L 5-3
 Creighton W 6-5 (7)
 Creighton L 10-2
 Creighton W 3-1
 @ Bradley L 5-4
 @ Bradley W 9-2 (7)
 @ Bradley W 8-4
 @ Bradley L 9-2
 @ Nebraska L 15-6
 @ Nebraska L 5-2
 Evansville W 6-4
 Evansville L 6-5 (8)
 Evansville L 6-2 (7)
 Evansville W 14-3 (7)
 @ Minnesota W 14-4
 Southern Illinois W 3-2
 Southern Illinois W 3-2 (7)
 Southern Illinois L 1-0
 Southern Illinois L 5-2 (10)

2005 Results (Rick Heller, 26-28, 12-20/8th MVC)

@ Centenary W 11-4
 @ Centenary L 9-5
 @ Centenary W 12-2
 @ Northwestern StL 6-3
 vs. Eastern MichiganW 4-0
 @ Northwestern StL 10-3
 vs. Kansas State L 8-1
 @ #22 Texas Tech W 9-7
 @ #22 Texas Tech L 6-5
 @ #22 Texas Tech L 11-5
 vs. Lehigh L 17-5
 vs. Fairleigh DickinsonW 13-3
 vs. Sacred Heart W 3-1
 vs. Rhode Island W 9-4
 vs. Bucknell W 13-6
 vs. Ohio State L 11-3
 vs. Dartmouth L 9-3
 Clarke College W 21-0
 @ Southern IllinoisL 7-3
 @ Southern IllinoisL 18-2
 @ Southern IllinoisL 8-4
 @ Northern IllinoisW 4-3 (15)
 Upper Iowa W 14-3
 Indiana State L 5-3
 Indiana State W 9-3
 Indiana State L 11-7
 Minnesota W 2-0
 @ Evansville L 5-1
 @ Evansville L 15-4 (8)
 @ Evansville L 10-0 (7)
 @ Iowa L 9-7
 Wichita State W 7-6
 Wichita State L 6-1
 Wichita State L 3-1
 @ #7 Nebraska L 7-4
 N Dakota State W 14-9
 N Dakota State L 8-5
 N Dakota State W 4-2
 vs. Iowa W 8-6
 Illinois State W 5-3
 Illinois State L 6-3
 Illinois State W 7-1
 @ #29 Creighton W 17-7 (8)
 @ #29 Creighton W 9-5
 @ #29 Creighton L 9-1
 S Dakota State W 5-4 (10)
 S Dakota State W 5-4
 Bradley W 11-1
 Bradley W 3-2
 Bradley W 2-1
 @ Minnesota L 9-1
 @ Missouri State L 8-7 (10)
 @ Missouri State L 5-1
 @ Missouri State L 6-2

2006 (Rick Heller, 28-27, 10-14/T-7th MVC)

@ Arkansas-Little RockW 6-2
 @ Arkansas-Little RockW 8-1
 @ Centenary W 5-0
 @ Centenary W 6-2
 @ Centenary W 10-4
 @ Centenary W 7-5
 @ New Mexico St W 15-11
 @ New Mexico St L 37-11
 @ New Mexico St L 13-3
 vs. Central MichiganL 3-2
 vs. Ohio State L 9-6
 vs. Yale L 4-2
 vs. St. Francis W 7-2
 vs. Indiana L 3-1
 vs. Fairleigh DickinsonW 7-5
 vs. Eastern Illinois W 13-10
 vs. Eastern KentuckyL 8-5
 vs. Eastern KentuckyL 13-9 (8)
 vs. Illinois L 13-8
 Clarke College W 4-2
 @ Illinois State L 8-4
 @ Illinois State W 2-1
 @ Illinois State L 8-6
 Wisconsin-MilwaukeeL 4-2
 N Dakota State W 3-1
 N Dakota State W 4-0
 N Dakota State W 7-3
 Minnesota L 7-3 (11)
 Missouri State L 2-1 (12)
 Missouri State W 8-1
 Missouri State L 4-2
 Upper Iowa L 7-3
 Northern Illinois L 7-6
 Evansville L 6-1
 Evansville W 3-1
 Evansville L 7-0
 @ Minnesota W 9-6
 @ Indiana State W 9-5
 @ Indiana State L 8-7 (10)
 @ Indiana State L 17-7
 vs. Iowa W 4-2
 Southern Illinois W 11-6
 Southern Illinois L 14-2
 Southern Illinois W 8-6
 @ Bradley L 6-2
 @ Bradley L 10-9
 @ Bradley W 10-0
 @ #5 Nebraska W 5-1
 @ Wichita State W 3-1
 @ Wichita State L 6-2
 @ Wichita State L 10-2
 Iowa W 6-5
 Creighton W 12-6
 Creighton L 4-3
 Creighton W 3-0

2007 (Rick Heller, 23-28, 8-16/T-6th MVC)

@ Ark.-Little Rock L 7-6
 @ Ark.-Little Rock L 8-0
 @ Ark.-Little Rock L 6-5 (10)
 @ Ark.-Little Rock W 9-3
 @ Centenary W 5-2
 @ Centenary L 12-8
 @ Centenary W 13-12 (11)
 @ Memphis L 3-2
 vs. Eastern Illinois W 11-5
 vs. Indiana L 4-2
 vs. Akron L 7-6
 vs. Bowling Green W 4-3
 vs. Fairfield W 13-2
 vs. E. Kentucky W 19-3
 vs. Bucknell L 5-2
 vs. Miami (Ohio) W 10-7
 vs. Yale W 9-7
 Loras W 9-6
 @ Missouri State L 4-3
 @ Missouri State W 9-8 (10)
 @ Missouri State L 12-7
 @ Missouri State L 8-1
 @ Creighton L 13-3 (8)
 @ Creighton L 10-5
 @ Creighton L 8-1
 Illinois State L 10-9
 Illinois State W 10-5
 Illinois State L 7-3 (10)
 @ Minnesota L 7-1
 @ Evansville L 9-1
 @ Evansville W 4-2
 @ Evansville L 6-2
 @ Iowa W 15-10
 North Dakota St. W 3-2
 North Dakota St. W 10-1
 North Dakota St. W 8-5
 Indiana State W 5-0
 Indiana State L 13-9
 Indiana State L 15-13
 Wichita State W 4-3
 Wichita State L 4-2
 Wichita State L 6-4
 @ N. Dakota St L 2-1 (7)
 @ N. Dakota St. W 8-7 (7)
 @ S. Illinois L 7-2
 @ S. Illinois W 8-2
 @ S. Illinois L 3-2
 vs. Iowa L 5-4
 Bradley W 4-2
 Bradley L 4-3
 Bradley W 14-5

PANTHERS WIN MVC TOURNAMENT



Led by All-Americans Ryan Brunner and Nic Ungs, the 2001 University of Northern Iowa baseball team used a late-season run to win the MVC Tournament and advance to the NCAA Tournament for the first time since moving to Division I, and the first time since 1968.

The 2001 Missouri Valley Conference Player of the Year, Brunner saved his best season for last, pacing the MVC in home runs, RBIs and runs while closing his UNI career with school records in games, hits, run home runs, RBIs, at-bats and total bases. His 25 home runs, 82 RBIs, 72 runs and 187 total bases smashed existing single-season records at UNI and paved the way for him to become UNI's first first-team All-American since Duane Josephson in 1964.

Ungs was named MVC Pitcher of the Year and a second-team All-American after going 11-2 with a 2.48 ERA. Ungs led the MVC in wins and innings pitched and ranked among leaders in strikeouts and ERA. He became UNI's first hurler since 1968 to win his first seven decisions and smashed UNI single-season marks for wins, strikeouts and innings pitched.

The story of the UNI season was its tremendous offensive production, as UNI batted .333 as a team to rank among the national leaders. UNI set school records in nearly every offensive category, including hits, runs, doubles, RBIs, total abases, at-bats and extra-base hits. Six different regulars hit .349 or better, led by Brunner's .377 mark. UNI set yet another mark when they pounded 31 hits against Rockhurst in a late-season contest.

UNI opened its season with a 5-2 victory over eventual Mid-American Conference champ Ball State in Phoenix, as

Ungs threw five scoreless innings in a preview of his strong season to come. UNI continued by taking 2-of-3 games at Louisville and then Air Force. In the series at Air Force, the UNI bats bombed the Falcons for 25 hits in a series-opening 20-9 win where they scored in all nine innings. Ryan Brunner

homered in three straight innings, but the star of the show was Aaron McEachran who hit for the cycle, UNI's first since 1964. UNI closed its preseason slate by splitting four games in Florida., including a narrow 6-5 loss to #18 Florida State.

The Panthers won their first ever MVC road series when they opened the conference season by winning three of four games at Creighton. After losing 3-of-4 at Southern Illinois, UNI opened the home season with a four-game sweep of Bradley to improve to 8-4 in MVC play. However, UNI would win just five of its next 16 league games and were on the MVC Tournament Bubble heading to a year-ending series at league champion Missouri State.

The Panthers shocked the Midwest as they rolled to a four-game sweep of the Bears, including a pair of ninth inning rallies to put the exclamation point on the weep in Springfield. UNI used this momentum through the MVC Tournament, going 4-0 while winning three more games in their final at-bats to win their first-ever MVC Tournament.

Bouyed by an eight-game win streak, UNI took their dream season to Lincoln, Neb., for an NCAA Regional hosted by No. 3 Nebraska. The Huskers jumped to an early 10-0 lead in the opening game of the Regional to top the Panthers 16-6. Facing elimination, UNI rallied back to beat BYU 10-1 in their second game. UNI's season came to an end when the Panthers were edged by Rutgers, 6-5.





OPPONENTS

Opponents.....	62-64
All-Time Series Records.....	65
Missouri Valley Conference.....	66-67
Diamond Backers.....	68

OPPONENTS

ARKANSAS LITTLE-ROCK Feb. 28-March 2

Location: Little Rock, Ark.
 Conference: Sun Belt
 Mascot: Trojans
 Home Field: Gary Hogan Field
 Head Coach: Jim Lawler
 Record at School (Yrs.): 45-61 (2 yrs.)
 Career Record: 223-210 (8 yrs.)
 Asst. Coaches: Brian Grunzke, Tyler Herbst
 2007 Record: 21-31
 2007 League Record: 9-20 (11th)
 Lettermen Returning/Lost: 14/11
 Starters Returning/Lost: 2/7
 Pitchers Returning/Lost: 9/2
 Baseball SID: Joe Angolia
 SID Email: jaangolia@ualr.edu
 SID Office: 501-569-3449
 SID Fax: 501-683-7002
 Baseball Office: 501-280-0759
 Press Box: 501-351-1060
 Web Site: www.ualrtrojans.com

Bradley

May 9-11

Location: Peoria, Ill.
 Conference: Missouri Valley
 Mascot: Braves
 Home Field: O'Brien Field
 Head Coach: Dewey Kalmer
 Record at School (Yrs.): 816-744-4 (28 yrs.)
 Career Record: 1,006-886-5 (39 yrs.)
 Asst. Coaches: Marc Wagner, Mike Dunne, John Dyke
 2007 Record: 32-21
 2007 League Record: 13-11 (T-3rd)
 Lettermen Returning/Lost: 15/13
 Starters Returning/Lost: 3/6
 Pitchers Returning/Lost: 9/2
 Baseball SID: Bobby Parker
 SID Email: bparker@bradley.edu
 SID Office: 309-677-2624
 SID Fax: 309-677-2626
 Baseball Office: 309-677-2671
 Press Box: 309-680-4045
 Web Site: www.bubravies.com

Cal

March 7

Location: Berkeley, Calif.
 Conference: Pacific-10
 Mascot: Golden Bears
 Home Field: Evans Diamond
 Head Coach: David Esquer
 Record at School (Yrs.): 230-215 (8 yrs.)
 Career Record: Same
 Asst. Coaches: Dan Hubbs, Jon Zuber, Tony Americh
 2007 Record: 29-26
 2007 League Record: 12-12 (4th)
 Lettermen Returning/Lost: 16/4
 Baseball SID: Scott Ball
 SID Email: sball@berkeley.edu
 SID Office: 510-643-1741
 SID Fax: 510-643-7778
 Baseball Office: 510-643-6006
 Press Box: 510-642-3098
 Web Site: www.calbears.com

Centenary

March 22-24

Location: Shreveport, La.
 Conference: The Summit League
 Mascot: Gents
 Home Field: Shehee Stadium
 Head Coach: Ed McCann
 Record at School (Yrs.): 200-302 (8 yrs.)
 Career Record: Same
 Asst. Coaches: Matt Diaz, Pat Holmes, Jeff Poulin
 2007 Record: 28-31
 2007 League Record: 9-11
 Lettermen Returning/Lost: 16/8
 Starters Returning/Lost: 5/3
 Baseball SID: Tony Black
 SID Email: ablack@centenary.edu
 SID Office: 318-841-7260
 Baseball Office: 318-869-5095
 Press Box: 318-751-3380
 Web Site: www.gocentenary.com

Central Connecticut

March 18

Location: New Britain, Conn.
 Conference: Northeast
 Mascot: Blue Devils
 Home Field: Balf-Savin Field
 Head Coach: Charlie Hickey
 Record at School (Yrs.): 231-182-4 (8 yrs.)
 Career Record: 337-243-4 (11 yrs.)
 Asst. Coaches: Paul Labelia, Jim Ziogas, Tim D'Aquila
 2007 Record: 26-26
 2007 League Record: 14-14 (4th)
 Lettermen Returning/Lost: 18/7
 Starters Returning/Lost: 4/5
 Baseball SID: Tom Pincince
 SID Email: pincince@ccsu.edu
 SID Office: 860-832-3089
 SID Fax: 860-832-3084
 Baseball Office: 860-832-3084
 Press Box: 860-832-2583
 Web Site: www.ccsbluedevils.com

Clarke

April 22

Location: Dubuque, Iowa
 Conference: Midwest Collegiate Conference
 Mascot: Crusaders
 Home Field: A.J. Spiegel Park, Peosta, Iowa
 Head Coach: Chad Harris
 Record at School (Yrs.): 11-20, one year
 Career Record: 11-20
 Asst. Coaches: Jeremy Etchemendy, Scott Nielson
 2007 Record: 11-20
 2007 League Record: N/A (Independent)
 Lettermen Returning/Lost: 1/14
 Starters Returning/Lost: 0/9
 Pitchers Returning/Lost: 1/9
 Baseball SID: Jerry Hanson
 SID Email: jerry.hanson@clarke.edu
 SID Office: (563) 589-6360
 SID Fax: (563) 589-6666
 Baseball Office: (563) 589-6601
 Press Box: N/A
 Web Site: www.clarke.edu/athletics

Creighton

April 18-20

Location: Omaha, Neb.
 Conference: Missouri Valley Conference
 Mascot: Bluejays
 Home Field: Creighton Sports Complex
 Head Coach: Ed Servais
 Record at School (Yrs.): 159-78 (4 yrs.)
 Career Record: 341-160-1 (13 yrs.)
 Asst. Coaches: Rob Smith, Jason Shockey, Joe Cicora
 2007 Record: 45-16
 2007 League Record: 19-5 (2nd)
 Lettermen Returning/Lost: 14/12
 Starters Returning/Lost: 4/5
 Pitchers Returning/Lost: 4/3
 Baseball SID: Brett Elsasser
 SID Email: bretselsasser@creighton.edu
 SID Office: 402-280-5801
 SID Fax: 402-280-2495
 Baseball Office: 402-280-2483
 Press Box: 402-280-2787
 Web Site: www.gocreighton.com

Dartmouth

March 22

Location: Hanover, N.H.
 Conference: Ivy League
 Mascot: Big Green
 Home Field: Red Wolfe Field
 Head Coach: Bob Whalen
 Record at School (Yrs.): 324-360 (18 yrs.)
 Career Record: Same
 Asst. Coaches: George Roig, Nicholas Enriquez
 2007 Record: 8-29-1
 2007 League Record: 5-15
 Lettermen Returning/Lost: 10/2
 Baseball SID: Matt Faulkner
 SID Email: matthew.faulkner@dartmouth.edu
 SID Office: 603-646-2468
 SID Fax: 603-646-1286
 Baseball Office: 603-646-2477
 Web Site: www.dartmouthsports.com

Eastern Illinois

March 14

Location: Charleston, Ill.
 Conference: Ohio Valley
 Mascot: Panthers
 Home Field: Monier Field at Coaches' Stadium
 Head Coach: Jim Schmitz
 Record at School (Yrs.): 353-339 (13 yrs.)
 Career Record: 517-500 (20 yrs.)
 Asst. Coaches: Sean Lyons, Skylar Meade
 2007 Record: 23-28
 2007 League Record: 12-14 (7th)
 Lettermen Returning/Lost: 12/15
 Starters Returning/Lost: 3/6
 Pitchers Returning/Lost: 7/5
 Baseball SID: Ben Turner
 SID Email: bwturmer@eiu.edu
 SID Office: 217-581-7020
 SID Fax: 217-581-6434
 Baseball Office: 217-581-7283
 Press Box: 217-581-8464
 Web Site: www.EIUpantthers.com

Evansville

March 28-30

Location: Evansville, Ind.
 Conference: Missouri Valley
 Mascot: Purple Aces
 Home Field: Braun Stadium
 Head Coach: David Seifert
 Record at School (Yrs.): 35-23 (1 yr.)
 Career Record: 180-65 (4 yrs.)
 Asst. Coaches: Wes Carroll, Jacob Gill, Ryan Sowers
 2007 Record: 35-23
 2007 League Record: 13-11 (T-3rd)
 Lettermen Returning/Lost: 14/16
 Starters Returning/Lost: 2/7
 Pitchers Returning/Lost: 3/7
 Baseball SID: Tom Benson
 SID Email: tb39@evansville.edu
 SID Office: 812-488-1152
 SID Fax: 812-488-2090
 Baseball Office: 812-488-1027
 Press Box: 812-479-2587
 Web Site: www.gopurpleaces.com

Grand View

April 2

Location: Des Moines, Iowa
 Conference: Midwest Collegiate Conference
 Mascot: Vikings
 Home Field: Luhrs Athletic Complex
 Head Coach: Lou Yacinich
 Record at School (Yrs.): 832-583 (33 yrs.)
 Career Record: 1,024-731 (38 yrs.)
 2007 Record: 22-20
 Baseball SID: Molly Brown
 SID Email: mabrown@gvc.edu
 SID Office: 515-263-6040
 Web Site: www.gvc.edu

Harvard

March 15

Location: Cambridge, Mass.
 Conference: Ivy League
 Mascot: Crimson
 Home Field: O'Donnell Field
 Head Coach: Joe Walsh
 Record at School (Yrs.): 286-238-2 (12 yrs.)
 Career Record: 505-405-1 (26 yrs.)
 Asst. Coaches: Tom Lo Ricco, Gary Donovan
 2007 Record: 18-18
 2007 League Record: 12-8 (2nd)
 Lettermen Returning/Lost: 20/9
 Starters Returning/Lost: 6/3
 Pitchers Returning/Lost: 8/6
 Baseball SID: Kurt Svoboda
 SID Email: ksvoboda@fas.harvard.edu
 SID Office: 617-495-2206
 SID Fax: 617-495-2130
 Baseball Office: 617-495-2629
 Web Site: www.gocrimson.com

Illinois

March 20

Location: Champaign, Ill.
 Conference: Big Ten
 Mascot: Fighting Illini
 Home Field: Illinois Field
 Head Coach: Dan Hartleb
 Record at School (Yrs.): 60-56 (2 yrs.)
 Career Record: Same
 Asst. Coaches: Eric Snider, Ken Westray, Brett Herbison
 2007 Record: 31-27
 2007 League Record: 16-14 (5th)
 Lettermen Returning/Lost: 13/9
 Starters Returning/Lost: 5/4
 Pitchers Returning/Lost: 11/5
 Baseball SID: Ben Taylor
 SID Email: bktaylor@uiuc.edu
 SID Office: 217-244-5045
 SID Fax: 217-333-5540
 Baseball Office: 217-333-8605
 Press Box: 217-333-1227
 Web Site: www.fightingillini.com

Illinois State

April 11-13

Location: Normal, Ill.
 Conference: Missouri Valley
 Mascot: Redbirds
 Home Field: Duffy Bass Field
 Head Coach: Jim Bronlee
 Record at School (Yrs.): 110-155 (5 yrs.)
 Career Record: 811-764-5 (28 yrs.)
 Asst. Coaches: Mike Current
 2007 Record: 20-32
 2007 League Record: 8-16 (1-6th)
 Lettermen Returning/Lost: 14/9
 Starters Returning/Lost: 4/4
 Pitchers Returning/Lost: 2/2
 Baseball SID: John Sandberg
 SID Email: jsandb@ilstu.edu
 SID Office: 309-438-3249
 SID Fax: 309-438-5634
 Baseball Office: 309-438-5151
 Press Box: 309-438-3504
 Web Site: www.goredbirds.com

Indiana State

April 4-6

Location: Terre Haute, Ind.
 Conference: Missouri Valley
 Mascot: Sycamores
 Home Field: Sycamore Field
 Head Coach: Lindsay Meggs
 Record at School (Yrs.): 26-26 (1 yr.)
 Career Record: 564-250-4 (15 yrs.)
 Asst. Coaches: Brian Hoop, Christ Smart, T.J. Merritt
 2007 Record: 26-26
 2007 League Record: 7-17 (8th)
 Lettermen Returning/Lost: 10/14
 Starters Returning/Lost: 5/5
 Pitchers Returning/Lost: 5/5
 Baseball SID: Kevin Jenison
 SID Email: kenjenison@isugw.indstate.edu
 SID Office: 812-237-4073
 SID Fax: 812-237-4157
 Baseball Office: 812-237-4051
 Press Box: 812-237-3654
 Web Site: www.gosycamores.com

Iowa

April 23, April 30

Location: Iowa City, Iowa
 Conference: Big Ten
 Mascot: Hawkeyes
 Home Field: Duane Banks Field
 Head Coach: Jack Dahm
 Record at School (Yrs.): 103-109 (4 yrs.)
 Career Record: 385-396 (14 yrs.)
 Asst. Coaches: Nick Zumsande, Ryan Brownlee, Kris Welker
 2007 Record: 31-23
 2007 League Record: 17-13 (4th)
 Lettermen Returning/Lost: 22/11
 Starters Returning/Lost: 5/3
 Pitchers Returning/Lost: 10/5
 Baseball SID: Jenni Stumpff
 SID Email: Jennifer-stumpff@uiowa.edu
 SID Office: 319-335-9411
 SID Fax: 319-335-9417
 Baseball Office: 319-335-9329
 Press Box: 319-335-9520
 Web Site: www.hawkeyesports.com

Miami (Ohio)

March 16

Location: Miami, Ohio
 Conference: Mid-American Conference
 Mascot: RedHawks
 Home Field: McKie Field at Hayden Park
 Head Coach: Dan Simmons
 Record at School (Yrs.): 65-49 (2 yrs.)
 Career Record: 84-84 (3 yrs.)
 Asst. Coaches: Ben Bachmann, Jeremy Ison, Nick Otte
 2007 Record: 33-24
 2007 League Record: 16-9
 Baseball SID: John Berry
 SID Email: berrym2@muohio.edu
 SID Office: 513-529-7092
 SID Fax: 513-529-6729
 Baseball Office: 513-529-2159
 Press Box: 513-529-4331
 Web Site: www.muredhawks.com

Minnesota

March 9, April 9, April 16,

Location: Minneapolis, Minn.
 Conference: Big Ten
 Mascot: Golden Gophers
 Home Field: Siebert Field
 Head Coach: John Anderson
 Record at School (Yrs.): 946-591-3 (26 yrs.)
 Career Record: Same
 Asst. Coaches: Rob Fornasier, Todd Oakes, Lee Swenson
 2007 Record: 41-18
 2007 League Record: 18-9 (2nd)
 Lettermen Returning/Lost: 14/15
 Starters Returning/Lost: 4/5
 Pitchers Returning/Lost: 5/7
 Baseball SID: Steven Geller
 SID Email: gella014@umn.edu
 SID Office: 612-624-9396
 SID Fax: 612-625-0359
 Press Box: 612-625-4031
 Web Site: www.gopherssports.com

OPPONENTS

Missouri State May 15-17

Location: Springfield, Mo.
 Conference: Missouri Valley
 Mascot: Bears
 Home Field: Hammons Field
 Head Coach: Keith Guttin
 Record at School (Yrs.): 864-536 (25 yrs.)
 Career Record: Same
 Asst. Coaches: Brent Thomas, Paul Evans, Jamie Sheetz, Tanner Mattson
 2007 Record: 23-34
 2007 League Record: 7-17 (T-8th)
 Lettermen Returning/Lost: 17/10
 Starters Returning/Lost: 5/3
 Pitchers Returning/Lost: 6/5
 Baseball SID: Ben Adamson
 SID Email: benadamson@missouristate.edu
 SID Office: 417-836-5402
 SID Fax: 417-836-4868
 Baseball Office: 417-836-5242
 Press Box: 412-863-0395 ext. 3070
 Web Site: www.missouristatebears.com

New Mexico March 8

Location: Albuquerque, N.M.
 Conference: Mountain West
 Mascot: Lobos
 Home Field: Isotopes Park
 Head Coach: Ray Birmingham
 Record at School (Yrs.): First Season
 Career Record: Same
 Asst. Coaches: Ken Jacome, Chad Tidwell, Gerard Pineda
 2007 Record: 28-30
 2007 League Record: 12-12 (5th)
 Lettermen Returning/Lost: 19/15
 Starters Returning/Lost: 7/2
 Pitchers Returning/Lost: 7/9
 Baseball SID: Judy Willson
 SID Email: jwillson@unm.edu
 SID Office: 505-925-5851
 SID Fax: 505-925-5529
 Baseball Office: 505-925-5720
 Press Box: 505-222-4093
 Web Site: www.golobos.com

Northern Illinois May 12

Location: DeKalb, Ill.
 Conference: Mid-American
 Mascot: Huskies
 Home Field: Ralph McKinzie Field
 Head Coach: Ed Mathey
 Record at School (Yrs.): (Yrs.)139-143-1 (5 yrs.)
 Career Record: 344-314-3 (14 yrs.)
 Asst. Coaches: Steve Joslyn, Tom Carcione, Ray Napientek
 2007 Record: 34-24
 2007 League Record: 16-11 (3rd-West)
 Lettermen Returning/Lost: 16/8
 Starters Returning/Lost: 7/2
 Pitchers Returning/Lost: 4/1
 Baseball SID: David Brauer
 SID Email: dbrauer@niu.edu
 SID Office: 815-753-3706
 SID Fax: 815-753-9540
 Baseball Office: 815-753-2225
 Press Box: 815-753-8094
 Web Site: www.niuhuskies.com

Northwestern March 21

Location: Evanston, Ill.
 Conference: Big Ten
 Mascot: Wildcats
 Home Field: Rocky Miller Park
 Head Coach: Paul Stevens
 Record at School (Yrs.): 518-581-5 (20 yrs.)
 Career Record: Same
 Asst. Coaches: Tim Stoddard, Gabe Ribas, Joe Keenan
 2007 Record: 18-36
 2007 League Record: 9-23 (9th)
 Lettermen Returning/Lost: 18/8
 Starters Returning/Lost: 7/2
 Pitchers Returning/Lost: 6/5
 Baseball SID: Nick Brilowski
 SID Email: brilowski@northwestern.edu
 SID Office: 847-467-3831
 SID Fax: 847-491-8818
 Baseball Office: 847-491-4652
 Press Box: 847-491-4200
 Web Site: www.nusports.com

Ohio State March 17

Location: Columbus, Ohio
 Conference: Big Ten
 Mascot: Buckeyes
 Home Field: Bill Davis Stadium
 Head Coach: Bob Todd
 Record at School (Yrs.): 801-409-2 (20 yrs.)
 Career Record: 925-491-2 (24 yrs.)
 Asst. Coaches: Greg Cypret, Eric Parker, Peter Jenkins
 2007 Record: 38-24
 2007 League Record: 15-15 (6th)
 Lettermen Returning/Lost: 21/10
 Starters Returning/Lost: 4/4
 Pitchers Returning/Lost: 9/3
 Baseball SID: Jerry Emig
 SID Email: emig.2@osu.edu
 SID Office: 614-688-0343
 SID Fax: 614-688-8707
 Baseball Office: 614-292-1075
 Press Box: 614-292-0021
 Web Site: www.ohiostatebuckeyes.com

Southern Illinois April 25-27

Location: Carbondale, Ill.
 Conference: Missouri Valley
 Mascot: Salukis
 Home Field: Abe Martin Field
 Head Coach: Dan Callahan
 Record at School (Yrs.): 356-367-1 (13 yrs.)
 Career Record: 509-525-2 (19 yrs.)
 Asst. Coaches: Ken Henderson, Tim Dixon, Greg Andrews
 2007 Record: 34-22
 2007 League Record: 13-11 (T-3rd)
 Lettermen Returning/Lost: 16/4
 Starters Returning/Lost: 8/2
 Pitchers Returning/Lost: 1/1
 Baseball SID: Jeff Honza
 SID Email: honz@siu.edu
 SID Office: 618-453-5470
 SID Fax: 618-453-2648
 Baseball Office: 618-453-2802
 Press Box: 618-453-3794
 Web Site: www.siusalukis.com

Wichita State May 2-4

Location: Wichita, Kan.
 Conference: Missouri Valley
 Mascot: Shockers
 Home Field: Eck Stadium
 Head Coach: Gene Stephenson
 Record at School (Yrs.): 1,605-533-3 (30 yrs.)
 Career Record: Same
 Asst. Coaches: Brent Kennitz, Jim Thomas, Jerod Goodale
 2007 Record: 53-22
 2007 League Record: 20-4 (1st)
 Lettermen Returning/Lost: 19/11
 Starters Returning/Lost: 6/3
 Pitchers Returning/Lost: 9/6
 Baseball SID: Tami Cutler
 SID Email: tcutler@goshockers.com
 SID Office: 316-978-5559
 SID Fax: 316-978-3336
 Baseball Office: 316-978-3636
 Press Box: 316-978-3390
 Web Site: www.goshockers.com

UW-Milwaukee May 7

Location: Milwaukee, Wis.
 Conference: Horizon League
 Mascot: Panthers
 Home Field: Henry Aaron Field
 Head Coach: Scott Doffek
 Record at School (Yrs.): 25-32 (1 yr.)
 Career Record: Same
 Asst. Coaches: Cory Bigler, Dean Haase
 2007 Record: 25-32
 2007 League Record: 16-14 (3rd)
 Lettermen Returning/Lost: 17/8
 Starters Returning/Lost: 5/4
 Pitchers Returning/Lost: 1/3
 Baseball SID: Chris Zills
 SID Email: czills@uwm.edu
 SID Office: 414-229-4593
 SID Fax: 414-229-6759
 Baseball Office: 414-229-5670
 Press Box: 414-750-2090
 Web Site: www.uwmpanthers.com

UW-Platteville March 26

Location: Platteville, Wis.
 Conference: Wisconsin Intercollegiate Athletic Conference
 Mascot: Pioneers
 Home Field: Eric Frese
 Record at School (Yrs.): 15-23-2 (1 yr.)
 Career Record: Same
 Asst. Coaches: Jason Watson, Brandon Ihm
 2007 Record: 15-23-2
 2007 League Record: 7-15-1 (6th)
 Lettermen Returning/Lost: 21/8
 Baseball SID: Paul Erickson
 SID Email: erickson@uwplatt.edu
 SID Office: 608-342-1574
 SID Fax: 608-342-1576
 Baseball Office: 608-342-1677
 Web Site: www.uwplatt.edu/athletics

ALL-TIME SERIES RECORDS

Alumni All-Stars.....	3-1	Fordham.....	2-2	Missouri.....	4-13	Samford.....	0-2
Air Force.....	3-8	Ft. Hays State.....	1-0	Missouri-Rolla.....	1-0	School of the Ozarks.....	1-0
Alron.....	0-1	George Mason.....	1-0	Missouri-St. Louis.....	0-2	Simpson.....	16-4
Arkansas.....	0-5	Georgetown (Kentucky).....	1-0	Missouri Southern.....	0-1	South Alabama.....	0-3
Arkansas-Little Rock.....	3-3	Goshen.....	3-0	Missouri State.....	19-67	South Dakota.....	37-4
Arkansas State.....	4-10	Grand Canyon.....	0-1	Missouri Valley.....	1-0	South Dakota State.....	26-22
Army.....	1-2	Grand View.....	13-17	Missouri Western.....	2-0	Southeast Missouri State.....	4-3
Augsburg.....	3-0	Grinnell.....	0-2	Monmouth.....	2-0	Southern Colorado.....	0-1
Augustana-Stoux Falls.....	33-10	Gustavus Adolphus.....	1-0	Morningside.....	43-23-1	Southern Illinois.....	18-37
Aurora.....	0-1	Harvard.....	2-0	Mt. Mercy.....	20-5	Southern Utah.....	2-0
Austin Peay.....	0-2	Highland Park.....	2-4	Nebraska.....	3-23	Southwest Baptist.....	1-0
Ball State.....	1-0	Illinois.....	0-1	Nebraska-Omaha.....	7-6	Stetson.....	0-1
Bethune Cookman.....	2-1	Illinois Benedictine.....	1-0	Nevada.....	0-2	Tennessee-Martin.....	8-5
Bowling Green.....	2-0	Illinois-Chicago.....	3-2	New Mexico State.....	1-2	Texas A&M.....	0-2
Bowling Green State.....	1-0	Illinois College.....	3-2	North Carolina.....	1-2	Texas-Pan American.....	0-13
Bradley.....	33-29	Illinois State.....	34-31-1	North Carolina-Wilmington.....	0-1	Texas Tech.....	2-5
Briar Cliff.....	13-7	Indiana.....	1-3	North Central.....	0-1	Texas Wesleyan.....	0-1
Brigham Young.....	1-0	Indiana State.....	24-39	North Dakota.....	24-8	Toledo.....	0-2
Bucknell.....	1-2	Iowa.....	30-48-1	North Dakota State.....	34-14	Troy State.....	1-2
Cal State-Northridge.....	1-0	Iowa State.....	41-90-1	Northeastern.....	1-0	Truman State (Mo.).....	3-1
Carleton.....	2-1	Iowa Wesleyan.....	6-0	Northeastern Illinois.....	0-3	Tulsa.....	0-4
Centenary.....	8-2	IPFW.....	1-0	Northern Colorado.....	0-1	Upper Iowa.....	37-23-2
Central.....	16-2	Kansas.....	2-9	Northern Illinois.....	15-15	Vermont.....	3-2
Central Arkansas.....	1-0	Kansas State.....	3-6	Northern State.....	2-0	Wartburg.....	78-37-1
Central Connecticut.....	1-0	Kent State.....	1-1	Northwest Missouri State.....	3-3	Washburn.....	0-1
Central Methodist.....	2-0	Kentucky.....	0-1	Northwestern.....	1-9	Washington (Missouri).....	2-1
Central Michigan.....	0-5	Key West All-Stars.....	2-0	Northwestern State.....	0-3	Washington (Washington).....	0-1
Central Missouri State.....	2-5	Knox.....	1-0	Notre Dame.....	0-2	Waterloo Hawks.....	1-1
Charles City.....	2-0	Kutztown State.....	1-0	Ohio State.....	1-3	Waterloo League.....	0-1
Chicago State.....	3-2	Lake Forest.....	2-0	Oklahoma.....	0-3	Wayne State.....	3-3
Clarke College.....	5-1	Leander Clark.....	1-0	Oklahoma State.....	1-11	Western Illinois.....	25-37
Coe.....	23-18-1	Lehigh.....	2-0	Old Dominion.....	0-2	Western Kentucky.....	3-2
Colgate.....	1-0	Lenox.....	1-0	Oral Roberts.....	0-1	Western Michigan.....	3-10
Columbia.....	3-0	Liberty.....	1-0	Ottumwa Pre-Flight.....	1-1	Westmar.....	2-0
Connecticut.....	1-0	Lincoln (Mo.).....	7-0	Pacific.....	0-1	Wichita State.....	10-49
Cornell (Iowa).....	3-6	Lincoln Memorial.....	0-1	Parsons.....	2-0	William Penn.....	5-2
Creighton.....	26-45	Long Island-Brooklyn.....	1-0	Pennsylvania.....	1-0	Winona State.....	4-8
Dartmouth.....	3-1	Loras College.....	16-5	Portland.....	0-1	Wisconsin-La Crosse.....	12-7
Delaware Valley.....	0-1	Louisiana Tech.....	0-2	Plymouth.....	1-0	Wisconsin-Milwaukee.....	12-8
Drake.....	35-13	Louisiana-Monroe.....	0-1	Quincy.....	5-1	Wisconsin-Oshkosh.....	2-3
Drew.....	1-0	Louisville.....	4-2	Rhode Island.....	1-0	Wisconsin-Platteville.....	6-3
Dubuque.....	18-10	Luther.....	29-30	Rhode Island J.C.....	1-0	Wisconsin-River Falls.....	2-1
Dubuque Germans.....	2-1	Mankato State.....	8-22	Rockhurst.....	5-2	Wisconsin St. Normal.....	2-0
Dubuque Irish.....	2-0	Marist.....	0-1	Rutgers.....	1-0	Wright State.....	5-1
Duquesne.....	2-0	Massachusetts.....	2-0	Sacred Heart.....	1-0	Yale.....	2-0
East Tennessee State.....	0-1	McNeese State.....	1-2	St. Ambrose.....	15-2		
Eastern Illinois.....	8-23	Memphis.....	0-5	St. Andrews.....	1-0	Total Vs. All Opponents Since 1906:	
Eastern Kentucky.....	1-2	Miami (Florida).....	0-2	St. Francis.....	1-0	1,120-1,177-11	
Eastern Michigan.....	2-3	Miami (Ohio).....	1-5	St. John's (NY).....	1-0		
Ellsworth.....	20-2-2	Michigan.....	1-3	St. Joseph.....	5-2	All-time Record:	
Evangel.....	2-1-1	Michigan State.....	4-2	St. Lawrence.....	0-1	1,197-1,254-11	
Evansville.....	25-26	Middle Tennessee State.....	0-1	St. Louis.....	3-2		
Fairfield.....	1-0	Millersville.....	0-1	St. Mary's (California).....	2-1		
Fairleigh Dickinson.....	4-0	Milligan.....	0-1	St. Olaf.....	1-2		
Florida International.....	1-1	Minnesota.....	13-44	St. Xavier.....	2-3		
Florida State.....	0-7	Minnesota-Morris.....	0-1	Sam Houston State.....	1-8		

MVC STAFF



Doug Elgin
Commissioner



Patty Viverito
Senior Associate
Commissioner



Joe Mitch
Associate Commissioner



Brock Ascher
MVC Baseball Contact



Leonard Brickins
MVC Umpire Coordinator

Jack Watkins

Associate Commissioner/
Marketing and Television

Mike Kern

Associate Commissioner/
Communications

David Biancamano

Associate Commissioner/
Operations

Mary Mulvenna

Assistant Commissioner/
Compliance and

Mark McNamara

Director of Corporate Sales

Rich Steed

Chief Financial Officer

Jeremiah Ingram

Assistant Director of
Communications

Maxine Day

Carla Fight

Executive Assistant
Assistant to the
Commissioner

Terri Heiges

Mary Naeger

Receptionist
Administrative Assistant



Fresh off a centennial celebration in 2006-07, the Missouri Valley Conference begins its second centennial as a leader in college athletics and is the nation's second-oldest NCAA Division I conference.

In the league's first 100 seasons, 32 members combined for 27 national championships, while 56 Valley student-athletes captured NCAA individual titles. In addition, Valley student-athletes and coaches earned 50 National Player or Coach of the Year honors in their respective sports. And the league had a myriad of student-athletes who collected All-America honors and earned national academic distinction in The Valley's first century.

The Missouri Valley Conference continues to lead by example as one of college athletics' most progressive conferences. The Valley emphasizes the importance of the student-athlete and is aggressive in its approach to provide opportunities for its member institutions.

In 2007, Wichita State was nationally ranked for the entire season, winning 53 games and finishing one series win shy of reaching the College World Series. Creighton won the State Farm MVC Tournament behind the MVP pitching performance of junior ambidextrous hurler Pat Venditte as the Bluejays joined the Shockers in NCAA play. And Missouri State LHP Ross Detweiler was taken 6th overall in the Major League Baseball draft, becoming the second-highest pick for a Valley student-athlete (Darren Dreifort of WSU was 2nd overall in 1993).

Based in St. Louis since 1985, the league is assertive in its approach to hosting NCAA basketball championship events, operating a revenue-producing in-house television network, bidding out the right to play host to sport championships and landing title sponsorships for those events.

The success of The Valley television package is one of the great stories in the league, in terms of the clearance of the men's basketball tournament title game on national broadcast television, the excellent national and regional coverage for basketball and other sports, and the effective sale of advertising content to more than 25 companies. The MVC Television Network has blossomed into a revenue-generating vehicle and The Valley's most visible marketing tool.

During the tenure of Doug Elgin, The Valley's ninth and longest-tenured commissioner, The Valley

has been aggressive in hosting NCAA events in St. Louis. That role came to a spectacular climax in April 2005 as the conference collaborated with local partners to stage the Men's Final Four at the Edward Jones Dome.

The seeds for this vision were planted by eight administrators representing five institutions, who met at the Midland Hotel in Kansas City, Mo., on Jan. 12, 1907. The five schools which formed the Missouri Valley Intercollegiate Athletic Association were Washington University of St. Louis, and the state universities of Iowa, Kansas, Missouri and Nebraska. Two months after the initial meeting, two more schools -- Drake University and Iowa State College -- were admitted.

In the fall of 1907, basketball became the first competitive sport. Today, the Missouri Valley Conference sponsors the following sports: baseball, men's and women's basketball, men's and women's cross country and track & field (indoor and outdoor), men's and women's golf, men's and women's soccer, softball, women's swimming and diving, men's and women's tennis, and women's volleyball.

This season, the league will conduct its 97th outdoor track and field championship, its 90th tennis championship, its 54th baseball tournament, and its 70th golf championship for the men. Those programs, plus other current sponsored sports of cross country (49 years), indoor track (41), soccer (17) and swimming and diving (14), have helped solidify the Missouri Valley Conference as one of the most respected conferences nationally.

Athletic accomplishments on the men's athletics side include 10 national basketball championships, 16 trips to the NCAA Final Four, a 1989 national baseball championship and 19 College World Series qualifiers. In 2001, Missouri State added to The Valley women's accomplishments, as the Lady Bears advanced to the Women's Basketball Final Four in St. Louis. Creighton (2004) and Missouri State (2005) have claimed national championships (WNIT) in women's basketball, while MSU also has a 1992 NCAA Women's Final Four appearance, and Creighton (2003) and Drake (1999) have made semifinal trips to the WNIT postseason tournament.

Indeed, the inclusion of women's programs under The Valley banner has provided a boost. The Gateway Collegiate Athletic Conference -- which began in 1982 -- merged with the Missouri Valley Conference and was unveiled as part of the new conference on July 1, 1992.

League members include Bradley University, Creighton University, Drake University, the University of Evansville, Illinois State University, Indiana State University, Missouri State University, the University of Northern Iowa, Southern Illinois University, and Wichita State University. Affiliate men's soccer members include Eastern Illinois University and Western Kentucky University.

STACKED LINEUP



CATALYST^{x1}
COMPOSITE

CATALYSTTM The most advanced bat technology available today. Exclusive X-1 composite design provides the ultimate combination of performance and durability.



EXOGRID
SR30 GRID EXOGRID

EXOGRID[®] The bat that's dominating the game. Exogrid's hybrid technology gives you unmatched power and performance through handle stiffness and strength.



OMAHA

OMAHA[®] A time-tested winner. The Omaha's ST+20 alloy has proven itself in championship after championship.

From top to bottom, this year's Slugger lineup is loaded with proven performers. Like the time-tested Omaha. The hard-hitting Exogrid. And the revolutionary X-1 Catalyst.

Our stiff-handle technology has dominated the game for more than a decade. So make Louisville Slugger part of your team's lineup. Because whether you choose aluminum, hybrid or composite technology, you're swinging the best there is when you swing Louisville Slugger.



THE OFFICIAL BAT OF AMERICA'S PASTIME.[™]

www.slugger.com

EXOGRID
TECHNOLOGY

© 2007 Hillerich & Bradsby Co., Louisville, KY. All rights reserved.
Exogrid & B/Fusion are trademarks of VyaTek Sports.

DIAMOND BACKERS

As the UNI baseball program continues to gain a level of consistent excellence, the Panther Diamond Backers were developed to support the Panther baseball team in a variety of ways, such as team travel, equipment purchases and many other projects.

One of the big reasons for success of the baseball program has been the generous donations from the members of the Diamond Backers. All the contributions go directly to the baseball program.

MVP (\$2,500+)

Larry Seals
Steve Miller
Dr. Richard Naylor
Gary Sharp
Ken Waller and Family

GRAND SLAM (\$1,000-2,499)

Fred Abraham
Derrick and Sarah Frost
Gary Jones
Pat Murphy
Gina Pitz

HOME RUN (\$500- \$999)

Rick Fleener
Denny Lutz
Dave Merick
Mike Merick
Jim and Carol Sinclair
Gary Walke
Mark and Peg Weih

TRIPLE (\$250-499)

Scott Cessna
Hans Frey
Dean Funk
Brain and Kaci Kegler
John and Beth King
John and Christy Kirk
Tyler Marburger
James Morrison
Kevin Sawatzky
Don and Mary Jo Snitker
Greg and Kim Woodin
Larry Gabe

DOUBLE (\$100-249)

Michael and Corina Adams
Ron and Polly Anderson
Mark Boss

Scott Childers
Don Clayton
Matt and Tricia Cobb
Dan and Jyllie Corbin
Bryan Duncan
Josh and Anee Ellwanger
Dave and Debbie Flattery
Jon and Barb Harms
Brian and Tiffany Jergenson
Jeffrey and Melinda Johannsen
Michael and Nancy Lauver
Duane & Phyllis Lloyd
Rick Mobley
Mike, Lesley, Maggie and Ben Morony
Ken and Lori Nurse
Jared and Ebony Rahe
Roberto Rodriguez
Bob Schmitt
Gene and Julie Schultz
Tom and Michelle Simpson
Ted Vaughn
Randy Walter
Blake and Dianne Weber
Clayton Welsch
Jack and Carole Wilkinson
Warren Woepping
Mike Weber
Brian and Linda Schirmer
Tom and Cindy Evans
Greg and Gail Featherston
Scott and Nichelle Kaul

Tom Bach
Rod and Heidi Foster
Bill Henry
Donald & Sandra Howard
Tony McAdams
Rob and Courtney McCormick
Lyle & Denise Smith
Stephen and Sharon Marlow
David Sabers

SINGLE (\$50-99)

Joyce Kirk
Todd and Julie Becker
Jim Berry
Randy and Martha Brunner
James Clark
Dave Ehlers
Kip Elliot
G. Kent Folsom
Ray Gilbert
Brandie Glasnapp
Virgil Goodrich
Robert Hartman
Curt Johnson
Howard Kittleson
Dale Klein
Ryan McGuire
Duane Newton
Paul Ridder
Terry Heiderscheit

SPECIAL THANKS



Steve & Dale Brass, Sailor Ford Ackley
Rick Heller's Car



Bryan Benson, Community Motors
Cedar Falls
Marty Sutherland's Car

Fox Ridge Golf Course

Dike, Iowa

- 10 Minutes from the UNI-Dome
- 18 Hole Championship Public Golf Course
- A-4 Greens and Bent Grass Tees
- Huge Driving Range
- Corporate and Group Outings

UNI Students play 18
holes any time for \$12
Valid ID Required

319-989-2213

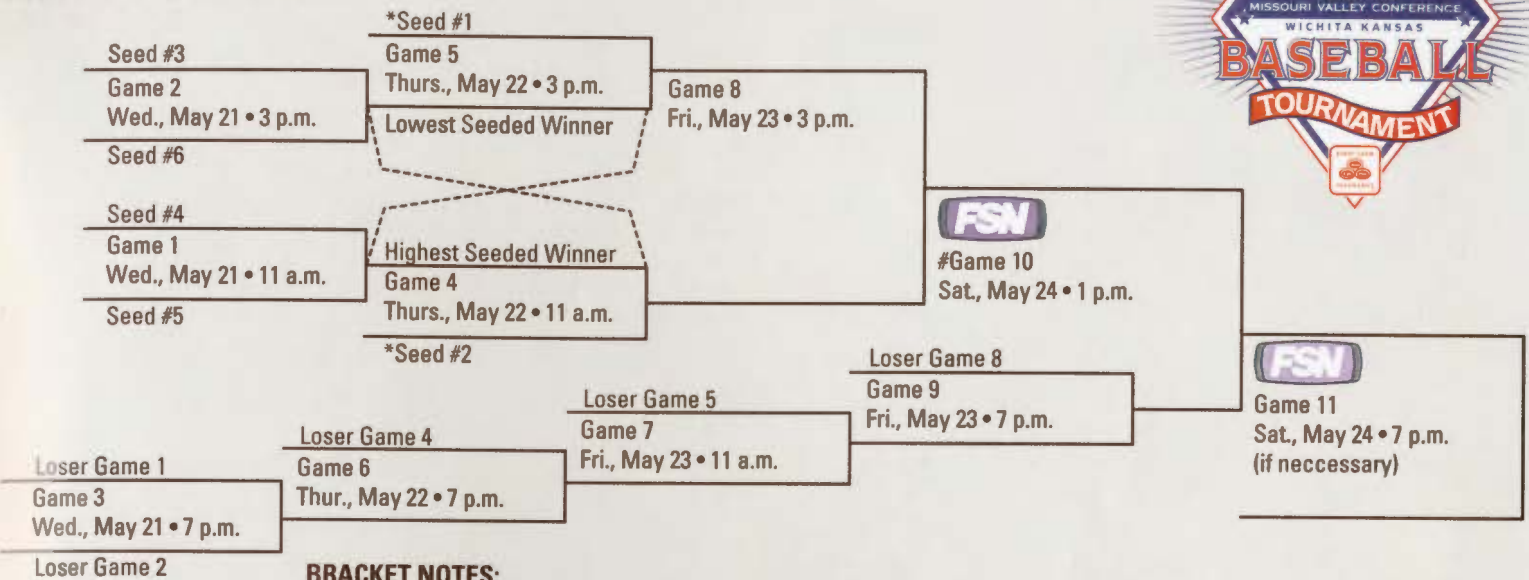
golffoxridge.com



2008 STATE FARM MVC BASEBALL TOURNAMENT

May 21-24, 2008 • Wichita, Kansas

Host: Wichita State



BRACKET NOTES:

- * The No. 1 seed will play the lowest seed to advance from Wednesday's first-round tournament games while the No. 2 seed will play the highest seed advancing from first-round play.
 - # Championship game(s) on Saturday will be aired live on FSN Midwest, Comcast Sportsnet, Fox College Sports and Metro Sports Kansas City.
- All times CST*





2008 UNI BASEBALL SCHEDULE

Date	Opponent / Event	Location	Time
02/22/08	at Centenary College	Shreveport, La.	6:00 p.m. CT
02/23/08	at Centenary College	Shreveport, La.	12:00 p.m. CT
02/23/08	at Centenary College	Shreveport, La.	3:00 p.m. CT
02/24/08	at Centenary College	Shreveport, La.	12:00 p.m. CT
02/28/08	at Arkansas-Little Rock	Little Rock, Ark.	5:30 p.m. CT
02/29/08	at Arkansas-Little Rock	Little Rock, Ark.	3:00 p.m. CT
03/01/08	at Arkansas-Little Rock	Little Rock, Ark.	1:00 p.m. CT
03/02/08	at Arkansas-Little Rock	Little Rock, Ark.	1:00 p.m. CT
03/07/08	vs. Cal	Minneapolis, Minn.	1:00 p.m. CT
03/08/08	vs. New Mexico	Minneapolis, Minn.	1:00 p.m. CT
03/09/08	at Minnesota	Minneapolis, Minn.	3:00 p.m. CT
03/14/08	vs. Eastern Illinois	Bradenton, Fla.	2:00 p.m. ET
03/15/08	vs. Harvard	Bradenton, Fla.	TBA
03/16/08	vs. Miami (Oh)	Bradenton, Fla.	7:30 p.m. ET
03/17/08	vs. Ohio State	Bradenton, Fla.	7:30 p.m. ET
03/18/08	vs. Central Connecticut	Bradenton, Fla.	3:00 p.m. ET
03/20/08	vs. Illinois	Bradenton, Fla.	2:00 p.m. ET
03/21/08	vs. Northwestern (DH)	Bradenton, Fla.	10:30 a.m. ET
03/22/08	vs. Dartmouth	Bradenton, Fla.	3:00 p.m. ET
03/26/08	vs. UW-Platteville	Waterloo, Iowa	3:00 p.m. CT
03/28/08	vs. Evansville	Waterloo, Iowa	3:00 p.m. CT
03/29/08	vs. Evansville	Waterloo, Iowa	2:00 p.m. CT
03/30/08	vs. Evansville	Waterloo, Iowa	1:00 p.m. CT
04/02/08	vs. Grand View	Waterloo, Iowa	3:00 p.m. CT
04/04/08	at Indiana State	Terre Haute, Ind.	6:00 p.m. CT
04/05/08	at Indiana State	Terre Haute, Ind.	1:00 p.m. CT
04/06/08	at Indiana State	Terre Haute, Ind.	1:00 p.m. CT
04/09/08	at Minnesota	Minneapolis, Minn.	3:00 p.m. CT
04/11/08	at Illinois State	Normal, Ill.	6:00 p.m. CT
04/12/08	at Illinois State	Normal, Ill.	2:00 p.m. CT
04/13/08	at Illinois State	Normal, Ill.	1:00 p.m. CT
04/16/08	vs. Minnesota	Waterloo, Iowa	3:00 p.m. CT
04/18/08	vs. Creighton	Waterloo, Iowa	6:30 p.m. CT
04/19/08	vs. Creighton	Waterloo, Iowa	2:00 p.m. CT
04/20/08	vs. Creighton	Waterloo, Iowa	1:00 p.m. CT
04/22/08	vs. Clarke	Waterloo, Iowa	6:00 p.m. CT
04/23/08	vs. Iowa	Waterloo, Iowa	6:30 p.m. CT
04/25/08	vs. Southern Illinois	Waterloo, Iowa	6:30 p.m. CT
04/26/08	vs. Southern Illinois	Waterloo, Iowa	2:00 p.m. CT
04/27/08	vs. Southern Illinois	Waterloo, Iowa	1:00 p.m. CT
04/30/08	vs. Iowa	Cedar Rapids, Iowa	6:30 p.m. CT
05/02/08	at Wichita State	Wichita, Kan.	7:00 p.m. CT
05/03/08	at Wichita State	Wichita, Kan.	2:00 p.m. CT
05/04/08	at Wichita State	Wichita, Kan.	1:00 p.m. CT
05/07/08	vs. UW-Milwaukee	Waterloo, Iowa	6:30 p.m. CT
05/09/08	at Bradley	Peoria, Ill.	7:00 p.m. CT
05/10/08	at Bradley	Peoria, Ill.	7:00 p.m. CT
05/11/08	at Bradley	Peoria, Ill.	1:00 p.m. CT
05/12/08	at Northern Illinois	DeKalb, Ill.	2:00 p.m. CT
05/15/08	vs. Missouri State	Waterloo, Iowa	6:30 p.m. CT
05/16/08	vs. Missouri State	Waterloo, Iowa	6:30 p.m. CT
05/17/08	vs. Missouri State	Waterloo, Iowa	2:00 p.m. CT
05/21/08	State Farm MVC Tournament	Wichita, Kan.	TBD
05/22/08	State Farm MVC Tournament	Wichita, Kan.	TBD
05/23/08	State Farm MVC Tournament	Wichita, Kan.	TBD
05/24/08	State Farm MVC Tournament	Wichita, Kan.	TBD