

2007

2007-08 University of Northern Iowa Panther Basketball Media Guide

University of Northern Iowa

Let us know how access to this document benefits you

Copyright ©2007 Athletics, University of Northern Iowa

Follow this and additional works at: <https://scholarworks.uni.edu/amg>



Part of the [Higher Education Commons](#)


Recommended Citation

University of Northern Iowa, "2007-08 University of Northern Iowa Panther Basketball Media Guide" (2007). *Athletics Media Guides*. 348.

<https://scholarworks.uni.edu/amg/348>

This Book is brought to you for free and open access by the Athletics at UNI ScholarWorks. It has been accepted for inclusion in Athletics Media Guides by an authorized administrator of UNI ScholarWorks. For more information, please contact scholarworks@uni.edu.

Offensive Materials Statement: Materials located in UNI ScholarWorks come from a broad range of sources and time periods. Some of these materials may contain offensive stereotypes, ideas, visuals, or language.



2007-08 UNIVERSITY OF NORTHERN IOWA PANTHER BASKETBALL MEDIA GUIDE

CATCH A RISING STAR



UNI REPRESENTS UNITED STATES AT WORLD UNIVERSITY GAMES

In August, the UNI men's basketball team represented the United States in men's basketball competition at the World University Games. UNI was the first college team ever picked to wear the Red, White and Blue of Team USA in a major international competition.

"This trip was a once-in-a-lifetime experience," UNI head coach Ben Jacobson said. "Representing the United States on behalf of our university is something none of us will ever forget. The time we spent over there certainly helped us become a much better basketball team."

Held from Aug. 7-18 in Bangkok, Thailand, UNI went 5-1 on the trip. The Panthers posted wins over Angola (84-26), Turkey (87-65), China (88-51), Finland (59-44) and Israel (63-57), while its lone loss was to eventual gold medalist Lithuania (97-63).

Forward Adam Koch was the team's leading scorer, averaging 12 points per game. Jared Josten (10.7 ppg), Travis Brown (10.5 ppg) and Eric Coleman (10.5 ppg) also averaged in double figures.





TM

24th UNIVERSIADE
BANGKOK 2007

© 2007 UBOC. All rights reserved.

ราชมิ่งเกล้ากีฬาถาวร
RAJAMANGALA NATIONAL STADIUM

TABLE OF CONTENTS

UNIVERSITY	
This is UNI Basketball.....	3
Outstanding Coaching.....	4
Panther Success.....	5
The UNI Experience.....	6-7
First-Class Facilities.....	8-9
UNI Gameday.....	10-11
Missouri Valley Conference.....	12-13
The University.....	14-15
Academic Support.....	16-17
Traveling with the Panthers.....	18-19
Media Coverage.....	20-21
UNI Athletics.....	22-23
The Cedar Valley.....	24
Community Outreach.....	25
Strength and Conditioning.....	26
Sports Medicine.....	27
Alumni/Hall of Fame.....	28
President Allen.....	29
Board of Regents.....	29
Director of Athletics Rick Hartzell.....	30
Athletic Staff.....	31
Panther Head Coaches.....	32
COACHING STAFF	
Head Coach Ben Jacobson.....	34-35
Associate Head Coach Rich Glas.....	36
Assistant Head Coach Kyle Green.....	37
Assistant Head Coach P.J. Hogan.....	38
Dir. of Basketball Ops., Chris Foster.....	39
Head Athletic Trainer Don Bishop.....	40
Basketball Support Staff.....	40
2007-08 PANTHERS	
Outlook.....	42-43
Rosters.....	44
Eric Coleman.....	46-47
Adam Viet.....	48-49
Jared Josten.....	50-51
Travis Brown.....	52-53
Carlton Reed.....	54-55
Kwadzo Ahelegbe.....	56
Jordan Eglseder.....	57
Brian Haak.....	58
Adam Koch.....	59
Kerwin Dunham.....	60
Josh Molstead.....	60
Brent Barz.....	61
Drew Lundberg.....	61
Joe Green.....	61
Jon Montgomery.....	62
Lucas O'Rear.....	62
Active Players Game by Game.....	63-70
2006-07 REVIEW	
Season in Review.....	72-73
Team Stats.....	74
Team Results.....	75
Superlatives.....	76
Game by Game Stats.....	77
Scoring/Rebounding/Assists.....	78
Situational Stats.....	79
MVC Final Standings.....	80
All-Conference Teams.....	80
MVC Individual Stats (All Games).....	81
MVC Team Stats (All Games).....	82
MVC Individual Stats (Conf. Games).....	83
MVC Team Stats (Conf. Games).....	84
2006-07 Senior Stats.....	85
2006-07 Box Scores.....	86-90
OPPONENTS	
Northern Illinois.....	92
Cal Poly.....	92
UMass.....	93
UW-Milwaukee.....	93
South Dakota State.....	94
Iowa State.....	94
Loyola.....	95
Iowa.....	95
Wartburg.....	96
UMKC.....	96
Nevada.....	97
Bradley.....	97
Evansville.....	98
Indiana State.....	98
Illinois State.....	99
Missouri State.....	100
Wichita State.....	100
Drake.....	101
Southern Illinois.....	101
Against 2007-08 Opponents.....	102
Against All Opponents.....	103
MVC Composite Schedule.....	104-105
HISTORY	
All-Time Coaches.....	108
Coaches Records.....	109
Panther Assistants.....	109
Honor Roll.....	110-111
Yearly Stats.....	112
Records.....	113-115
Top 10 Career Lists.....	116
Top 10 Season Lists.....	117
100 Point Games.....	118
Biggest Wins/Losses.....	118
Top Scorers.....	119
1000 Point scorers.....	120-123
Annual Leaders.....	124-125
McLeod Center Records.....	126
UNI in MVC Tournament.....	127-130
UNI in NCAA Tournament.....	131-133
Year by Year Results.....	135
Season Results.....	136-142
Media Information.....	143
UNI Team Photo.....	144
Team USA Photo.....	144
Radio/TV Roster.....	Inside Back Cover

GENERAL INFORMATION

Name of School:.....	University of Northern Iowa
City/Zip:.....	Cedar Falls, Iowa/50614
Founded:.....	1876
Enrollment:.....	12,609
Nickname:.....	Panthers
School Colors:.....	Purple and Old Gold
Arena Name:.....	McLeod Center
Capacity:.....	7,018
Affiliation:.....	NCAA Division I
Conference:.....	Missouri Valley
President:.....	Benjamin Allen
Athletics Director:.....	Rick Hartzell
Senior Woman Administrator:.....	Bobbi Petersen
Athletic Dept. Phone:.....	319-273-2470
Ticket Office Phone:.....	319-273-4TIX
Athletic Dept. Website:.....	unipanthers.com

HISTORY

First Year of Basketball:.....	1900-01
All-Time Record:.....	1,068-1,011 (105 seasons)
Division I Record:.....	365-389 (25 seasons)
No. Years in NCAA Tourn./Last:.....	4/2005-06
No. Years in NIT/Last:.....	0
Last post-season opponent:.....	Georgetown
Result:.....	L, 54-49 (2005-06 NCAA 1st Round)
MVC Tournament Championships:.....	1
All-Time All-Americans:.....	5
All-Missouri Valley Conference Players (1st, 2nd, HM):.....	28
Academic All-MVC:.....	14

COACHING STAFF


Head Coach:.....	Ben Jacobson
Alma Mater, Year:.....	North Dakota, 1994
Record at School:.....	18-13 (1 year)
Career Record:.....	Same
Office Phone:.....	(319) 273-7609
Best Time to Reach Coach:.....	mornings
Associate Head Coach:.....	Rich Glas
Assistant Coaches:.....	Kyle Green, P.J. Hogan
Director of Basketball Operations:.....	Chris Foster
Basketball Office Mailing Address:.....	McLeod Center Cedar Falls, IA 50614-0311

TEAM INFORMATION

2006-07 Overall Record:.....	18-13
Conference Record/Finish:.....	9-9 (5th)
Starters Returning/Lost:.....	3/2
Letterwinners Returning/Lost:.....	8/4

Credits: The 2007-08 UNI Men's Basketball Media Guide was published by University of Northern Iowa Athletics Department. Written and edited by Assistant Athletics Director/Media Relations Josh Lehman. Designed by Joshua Schneiderman, University Marketing and Public Relations. Photos by Amy Andrews and Randy Darst, University Marketing and Public Relations, Dan Nierling, Scott Mussell, Lucy Michael, Christa Jensen, Nicole Cross, Doug Devoe and University Archives. Printed by Union Hoermann.

Equity Statement: The University of Northern Iowa is an equal opportunity educator and employer with a comprehensive plan for affirmative action.



THIS IS PANTHER BASKETBALL

OUTSTANDING COACHING

JACOBSON



In his second year as Panthers head coach is **Ben Jacobson**. He guided UNI to 18 wins in his first season at the helm, including victories over both Iowa and Iowa State in the same season for just the second time in the history of the program.

Jacobson was heavily involved in the transformation of UNI basketball into its current status as one of the top programs in the Missouri Valley Conference. Having served as the team's top head coach and primary recruiter the five years before taking over as head coach, Jacobson played a key role in the recruitment of nearly every Panther player since 2001. A former team captain and point guard at North Dakota, Jacobson has more than 10 years of collegiate coaching experience.

Jacobson has surrounded himself with a top-notch coaching staff, with a wide and varied coaching background.

GLAS



Rich Glas is the team's associate head coach. Glas amassed nearly 500 wins as a head coach, including 18 seasons as the head coach at North Dakota. Glas recruited and coached Jacobson during one of the Sioux's greatest stretches in the early '90s.

GREEN



Kyle Green is in his second stint at UNI after serving as an assistant coach at Marquette and head coach at Lewis. Green is a top-notch recruiter with key ties into Minneapolis, Milwaukee and Chicago. He previously served as an assistant coach at UNI with Jacobson from 2001-03.

HOGAN



P.J. Hogan is in his third season as a full-time assistant coach at UNI, and his fifth year overall on the UNI men's basketball staff. Hogan has previously served as an assistant coach at Southwest State.

FOSTER



Former UNI point guard **Chris Foster** is in his second year as the team's director of basketball operations. He was on staff previously as a graduate manager before being promoted to his current role in spring of 2006.

UNI Basketball: By The Numbers

83

Total victories the past four seasons

6

MVC end of year conference RPI rank

43

Total Missouri Valley Conference victories in the past four seasons

3

NCAA Tournament appearances in the last four years

19

Number of UNI games televised last season





BILL SMITH
1969-73
CAPTAIN 1972-73
PRESIDENT
WM SMITH SECURITIES, INC.
DENVER, COLO.

"Athletics has always been an important part of my life. We learn through competition, whether we win or lose. There are tough calls in sports just as in life. Athletics teaches us never to quit no matter the situation. Attitude determines winners and losers. Sports levels the playing field for everyone. Life's experiences parallel that of sports, which is why I think participating in sports at any level is important.


"Playing basketball and representing UNI was a thrill, and four years of my life I will always cherish. The opportunity to get an education at UNI, both in the classroom and on the court, has helped me immensely in my career. My heart is full of many great memories of UNI people that helped shape my life."

RANDY KRAAYENBRINK
1982-86
FINANCIAL ASSOCIATE,
FINANCIAL ARCHITECTS

"One of my first basketball games as a Panther was played in front of a crowd seven times the population of my hometown. An inexperienced, naive, small town boy had hit the 'big town' of Cedar Falls and UNI. The college challenge had begun.

"I battled late night study sessions and grueling practices. I learned the value of hard work, to never give up and be positive. The education and the habits of discipline outside the classroom were priceless.

"With the help of caring professors, dedicated coaches and fun-loving teammates, my four years at UNI flew by. I played my last game in the Dome as an experienced, mature, and accomplished person. I walked off the court ready for the rest of life's challenges. Thank you, UNI."



DALE TURNER
1988-92
TEACHER/COACH
CLYDE C. MILLER ACADEMY

"Playing at UNI was a great life experience for me. The teammates I had and friendships I made, in addition to playing for one of college basketball's greatest coaches is something I'll cherish forever. The positive community atmosphere that Cedar Falls-Waterloo has is what college life should be about.

"Being a part of the first UNI team to advance to the NCAA tournament stands out as one of the finest accomplishments of my life, and to see the 2003-04 team make an impressive run in the MVC tournament in St. Louis made me proud to be a Panther."



ANDY WOODLEY
1998-02
HEAD BOYS BASKETBALL COACH
IOWA CITY HIGH SCHOOL

"The University of Northern Iowa offers a great opportunity to excel both academically and athletically. I am honored to have had the opportunity to receive an education that has provided me with the foundation to excel in my career as a teacher and coach.

"Playing basketball at UNI taught me many lessons that have carried over to my current career. Organizational skills, discipline and preparation are among many skills I took away from my UNI experience.

"I went through a trying senior season, plagued with injuries. The coaches believed in me and really stuck with me giving me the opportunity to finish out my UNI career on a positive note. The camaraderie with the players, coaches, students and the community is second to none. Playing and learning at UNI has prepared me as a coach.

"It's great to be a Panther!"

STEVE PHYFE
1986-90
ASSISTANT MANAGER,
SCHEELS ALL SPORTS, INC


"UNI was a stepping stone for my life-long dream of playing professional basketball. My experience here enabled me to start a pro career which lasted 10 years. I was able to travel the world and have visited 37 countries thanks to basketball. When it was time to hang up the basketball shoes, I never forgot where my dream started - UNI. Going to Milwaukee in 2004 to watch UNI in the "Big Dance" brought back so many memories of when I was fortunate to play in the 1990 NCAA tournament. We were part of history and I treasure all those memories and friendships that I made. Thank you UNI for helping me achieve my dreams! Go Panthers!!"



Woodley




Turner



Kraayenbrink

Phylfe



FIRST-CLASS FACILITIES



University of Northern Iowa

McLEOD CENTER

It was talked about for years, and in November 2006, the McLeod Center finally opened. A 7,000-plus seat venue that houses UNI's basketball, volleyball and wrestling programs, it is connected to the south end of the UNI-Dome.

The building, which was under construction for more than two years, provides year-round training opportunities for Panther student-athletes. Including a training room, coaches offices, and new UNI Athletics Hall of Fame, it's a focal point for students, staff, alumni and the community to come together and cheer on the Panthers.





UNIVERSITY
COACHING STAFF

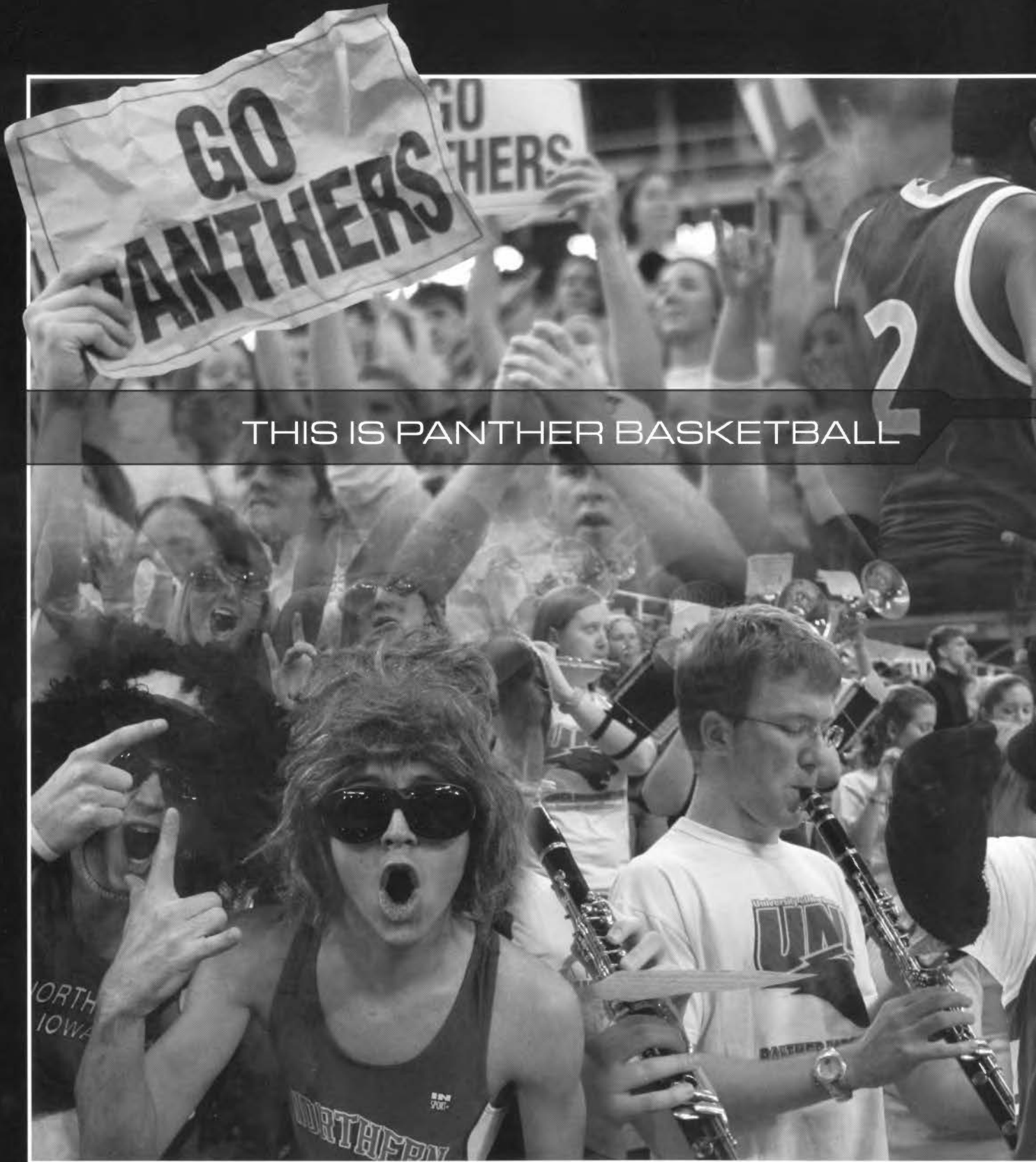


2007-08 PANTHERS

2006-07 REVIEW

OPPONENTS

HISTORY



THIS IS PANTHER BASKETBALL

T.C.

RAUCOUS ATMOSPHERE

THE CATS BRASS



UNI FIGHT SONG

Hail our Panthers we are ever loyal,
Showing strength and unity
As we rise we firmly stand behind you
Urge you on to victory. Rah! Rah! Rah!
As you lead us on to fame and honor
Fight! Fight! Fight! will be our cry
So give us a yell, Ho
The purple and the gold
Victory for UNI!

TOP-NOTCH ACTION

SPIRIT SQUADS

BIG CROWDS

MISSOURI VALLEY CONFERENCE

The MVC regular-season champion has received an at-large bid to the NCAA tournament each of the past nine seasons.

The MVC has sent at least two teams to the NCAA tournament each of the past nine seasons, including a record four in 2006.

The Valley has advanced a total of three schools to the Sweet 16 the past two years.

The Valley ranked sixth in the nation in the final RPI each of the past two seasons.

In 2005-06 the MVC received a conference record six postseason bids – four in the NCAAs and two in the NIT.



Fresh off a centennial celebration in 2006-07, the Missouri Valley Conference begins its second centennial as a leader in college athletics and is the nation's second-oldest NCAA Division I conference.

In men's basketball, The Valley has received much national acclaim over the past decade during its return to prominence. In 2007-08, the MVC will be looking to extend its streak of consecutive seasons with two or more teams advancing to NCAA Tournament play to 10-straight years. Last year, two teams (Creighton, Southern Illinois) made the field with SIU reaching the Sweet 16. Also, Bradley and Missouri State played in the NIT, with BU beating Providence in a first-round game. Meanwhile, the league finished No. 6 – its all-time high - in the Ratings Percentage Index (RPI) a second-straight season. Notably, The Valley has had 10 post-season teams in men's basketball over the past two seasons, with three NCAA Sweet 16 trips (Bradley, Southern Illinois and Wichita State).

During the tenure of Doug Elgin, The Valley's ninth and longest-tenured commissioner, The Valley has been aggressive in hosting NCAA events in St. Louis. That role came to a spectacular climax in April 2005 as the conference collaborated with local partners to stage the Men's Final Four at the Edward Jones Dome.

This continuing involvement of the MVC in hosting NCAA events represents one of the most concentrated stretches of host opportunities for any university or conference in the 68-year history of the national championship tournament. The 2005 host opportunity was the sixth in eight years for The Valley in St. Louis. The league had previously hosted men's regionals in 1998, 1999 and 2004; a men's first/second round event in 2002 and the Women's Final Four in 2001. The Valley will host the Women's Final Four in 2009. Additionally, Creighton and The Valley will co-host a men's basketball first and second round in 2008 in Omaha.

League members include Bradley University, Creighton University, Drake University, the University of Evansville, Illinois State University, Indiana State University, Missouri State University, the University of Northern Iowa, Southern Illinois University, and Wichita State University.

THE MISSOURI VALLEY CONFERENCE


The Missouri Valley Conference
1818 Chateau Ave.
St. Louis, MO 63101
314-421-0339
www.mvcsports.com



Doug Elgin

MISSOURI VALLEY CONFERENCE STAFF

Doug Elgin	Commissioner
Patty Viverito	Senior Associate Commissioner
Joe Mitch	Associate Commissioner
Jack Watkins	Associate Commissioner for Marketing and Television
Mike Kern	Associate Commissioner for Communications
David Biancamano	Associate Commissioner for Operations
Erica Stelling	Assistant Commissioner for Communications
Mary Mulvena	Assistant Commissioner for Compliance and Community Relations
Mark McNamara	Director of Corporate Sales
Rich Steed	Chief Financial Officer
Jeremiah Ingram	Assistant Director of Communications
Maxine Day	Executive Assistant
Carla Fight	Assistant to the Commissioner
Terri Heiges	Receptionist
Mary Naeger	Administrative Assistant
Lauren Venarchik	Assistant Director/Women's Basketball Tournaments



Building on a strong tradition of teacher education, the University of Northern Iowa has evolved into one of the finest comprehensive public universities in the country. UNI emphasizes excellence in undergraduate education and offers selected graduate programs at the master's, specialist's and doctoral levels.

UNI's heritage and philosophy place great value on providing a student-centered educational experience. The university offers a learning environment that is small enough to provide students with individual attention, yet large enough to provide a variety of resources, including distinguished faculty.

Today, UNI offers more than 120 undergraduate majors. Outstanding academic programs, many of which are nationally-recognized for their excellence, have been established in the colleges of Business Administration, Education, Humanities and Fine Arts, Natural Sciences, and Social and Behavioral Sciences. In addition, UNI participates in the bachelor of liberal studies program offered by Iowa's Regent Universities and provides classes in centers around the state through the division of Continuing Education and Special Programs.

Recognized as the premier public undergraduate university in the state, UNI is experiencing an increasing demand for its high-quality programs. Enrollment at UNI was 12,609 in the fall of 2007. Students come from every county in Iowa, and about 94 percent of UNI's undergraduate students are residents of Iowa upon enrollment.

The University of Northern Iowa was founded in 1876 as Iowa State Normal School. It became Iowa State Teachers College in 1909. In 1961, the name was changed to the State College of Iowa and in 1967, the Iowa legislature changed the status of the institution to that of a university under its present title.

Today, UNI offers more than 120 undergraduate majors. Outstanding academic programs, many of which are nationally-recognized for their excellence, have been established in the colleges of Business Administration, Education, Humanities and Fine Arts, Natural Sciences, and Social and Behavioral Sciences.

THIS IS UNI





FACTS AND HIGHLIGHTS

- U.S. News and World Report ranks UNI in the top two among public comprehensive universities in the Midwest.
- Kiplinger Personal Finance places UNI in the top 50 in the nation for best value in public colleges.
- The Education Trust (www.edtrust.org) named UNI first among peer institutions nationally for overall high performance in graduation rates.
- UNI prides itself on smaller class sizes that enhance faculty-student interaction and personalized instruction. Thirty-two percent of classes have fewer than 20 students, and 83 percent have fewer than 40 students.
- UNI students are actively involved with more than 200 student organizations, including special interest clubs, sororities and fraternities, religious groups and academic groups.
- UNI is the alma mater of NFL and Super Bowl MVP Kurt Warner, as well as U.S. Senator Charles Grassley.
- The UNI Wellness/Recreation Center, attached to the north side of the UNI-Dome, features a climbing wall, two pools, a running track, weight and fitness rooms, and courts for basketball, volleyball and racquetball.



Anne Woodrick
Faculty athletics representative



V. Eugene Wallingford
IAAC chair



Andrew Morse
Northern Iowa student government president

UNI students are actively involved with more than 200 student organizations, including special interest clubs, sororities and fraternities, religious groups and academic groups.



JENNIFER SELL
ACADEMIC ADVISOR

Jennifer Sell is in her third year as academic advisor for the University of Northern Iowa athletic department. Sell is also UNI's secondary senior woman administrator.

In her role, Sell helps with academic planning and registration for the more than 400 student-athletes that compete for the Panthers. In addition, she manages the department's Champs/Life Skills program.

Sell served as a freshman mentor and athletic academic advising assistant from 1995 through 1999 at Villanova University. In addition, Sell also has several years of experience as an elementary school teacher.

A native of Toledo, Ohio, Sell graduated cum laude from Bowling Green State University with a bachelor's degree in education in 1992.

Sell helps with academic planning and registration for the more than 400 student-athletes that compete for the Panthers. In addition, she manages the department's Champs/Life Skills program.

STEVE SCHOFIELD
ASSISTANT ATHLETIC DIRECTOR
FOR COMPLIANCE

Steve Schofield joined the UNI athletics staff in August of 2006. He is responsible for implementing and maintaining a compliance program for UNI's 400 student-athletes. He also will assist with UNI's student life initiatives.

Prior to UNI, Schofield has served as assistant athletics director for compliance at Florida State University. At FSU, his duties including coordinating financial aid, rules interpretations, NCAA and Atlantic Coast Conference waivers, rules education and investigating and reporting secondary violations.

Schofield has a wide and varied background, as he has also served in the athletic department compliance offices at Maryland and Minnesota. A native of Odebolt, Iowa, Schofield received his bachelor's degree in general studies from UNI in 2000, and a master's degree in higher and postsecondary education from Arizona State in 2003.



Schofield is responsible for implementing and maintaining a compliance program for UNI's student-athletes. He also will assist with UNI's student life initiatives.

ACADEMIC ADVISING SERVICES

Academic Advising Services provides a variety of service to help students achieve their personal, career and academic goals at UNI.

Professional and peer advisors help students:

- Clarify life/educational goals
- Utilize University resources
- Select appropriate courses
- Resolve academic difficulties
- Interpret institutional academic requirements

The Reading/Learning Strategies Program provides many services for students, including free four-week courses in:

- Speed reading
- Effective study strategies
- Study reading

CENTER FOR ACADEMIC ACHIEVEMENT


The Center for Academic Achievement is a student service organization. Its goal is to provide all students with the assistance necessary to develop or polish the academic skills that are essential to the pursuit of a college degree. The services are threefold:

- Reading
- Writing
- Mathematics

EDUCATIONAL OPPORTUNITY PROGRAM

The mission of the Educational Opportunity Program is to provide supportive services which are essential for the identification, recruitment, retention and graduation of minority and educationally disadvantaged students who traditionally have not had equal access to higher educational institutions. These services are provided to participants in:

- Academic and career counseling
- Tutorial services
- Financial aid counseling and advising
- Personal counseling
- Course selection and registration
- Educational planning



TRAVELING WITH THE PANTHERS





When UNI travels long distances, the Panthers use commercial air travel. However, for several UNI trips each year, particularly in conference play, the Panthers are fortunate enough to be able to travel via chartered planes.

These chartered flights give the team the flexibility to travel on a much more abbreviated schedule, often going to a game

and back within 24 hours. This provides the advantage of being able to avoid having to go through the main airport terminal, simply walking to the tarmac and getting on the plane. In addition, less class time is missed.

Nearly all of UNI's flights leave from Waterloo Regional Airport, a mere 10 minute drive from campus.

MEDIA COVERAGE

All of UNI's home and away games are carried, and head coach Ben Jacobson has a weekly call-in show.

PANTHER RADIO NETWORK

KXEL (1540 AM), a 50,000 watt station in Waterloo, Iowa, is the Panthers' flagship station. Affiliates include KLMJ (104.9 FM, Hampton), KGLO (1300 AM, Mason City), KQWC (1570 AM/95.7 FM Webster City), KQMG (93.9 FM, Independence), and KWKY (1150 AM Des Moines).

Long-time UNI announcer Gary Rima will once again be joined by color analyst Kevin Boyle. All of UNI's home and away games are carried, and head coach Ben Jacobson has a weekly call-in show, aired live at 6:00 p.m. each Thursday night during the season.

The Panthers' games also are available on UNI's website at www.unipanthers.com.



PRINT COVERAGE

UNI basketball is covered regularly by three state of Iowa newspapers: the Waterloo-Cedar Falls Courier, the Cedar Rapids Gazette, and the Des Moines Register.

The Courier, UNI's hometown paper, travels to nearly all of UNI's away men's basketball games and its coverage of Panther athletics is arguably the best of any daily to cover a Missouri Valley Conference school.

...its (The Courier's) coverage of Panther athletics is arguably the best of any daily to cover a Missouri Valley Conference school.



UNI on FOX 28



UNI ON TV

UNI will be well-chronicled on air waves again this season, including television on KFXA (Fox 28) out of Cedar Rapids. It will telecast the Panthers clash Dec. 5 with Iowa, as well as both games against Drake – Jan. 26 in Des Moines and Feb. 16 at the McLeod Center. Rob Brooks handles the play-by-play duties, while Mac McCausland serves as analyst.

In addition, over the past six years, the Panthers have made appearances on CBS, ESPN, ESPN2, ESPNU and Fox Sports Net, among other affiliates. UNI appeared on national, regional or local television in nearly two-thirds of its games in 2006-07.

UNIPANTHERS.COM

All of UNI's up-to-date athletics information can be found at the Panthers' official website, www.unipanthers.com <<http://www.unipanthers.com/>>. There fans can find statistics, results and releases on all of UNI's athletic teams. In addition, but can also hear all of UNI's men's basketball broadcasts streamed live, as well as see live video of many of the Panthers games via "All-Access" on the school's athletics website.





UNI ATHLETICS



UNI ATHLETICS

The University of Northern Iowa strives for success. Panthers push to excel not only on their athletic fields, but in the classroom, as well. The UNI athletic department sponsors 18 intercollegiate sports, eight men's programs and 10 women's programs.

UNI fields teams in baseball, basketball, cross country, football, golf, track and field and wrestling on the men's side, while supporting basketball, cross country, track and field, soccer, softball, swimming and volleyball for women.

All programs are members of division I, with football competing at the FCS level. Sixteen of UNI's sports belong to the Missouri Valley Conference, except football which is a member of the Gateway Football Conference, and wrestling, which recently entered the Western Wrestling Conference.

Academically, UNI student-athletes are near the top of the Missouri Valley Conference in overall grade point average, and regularly graduate at a higher rate than the general student population.

None of this would be possible without Panther supporters. Ask any coach or student-athlete and they will agree: UNI student and faculty, along with the cedar valley, are integral parts of Panther success.

THE CEDAR VALLEY




Cedar Falls and the entire Cedar Valley is a popular visitors' destination for many reasons. Warm, welcoming residents, a wide variety of things to do and places to go, and lots of experiences to enjoy bring folks back year after year. Annual events, performing and visual arts, permanent attractions, and year-round outdoor recreation provide guests to the area with a multitude of leisure activities.

Annual events include the Sturgis Falls Celebration, Cedar Basin Jazz Festival, College Hill Arts Festival, Cedar Trails Festival, Iowa State Trap Shooting Competition, American Youth Basketball Tournament, Cedar Valley Sing, Cedar Falls Bible Conference and more. These events bring visitors from all over the nation to the Cedar Valley year round.

Cedar Valley residents enjoy a variety of permanent attractions in the metro area of more than 100,000. Attractions include the Gallagher-Bluedorn Performing Arts Center, UNI-Dome, Cedar Valley Recreational Trails System, Cedar Falls Great American Main Street, Cedar Falls Historical Society Museums, George Wyth State Park, Black Hawk County Park, Hartman Reserve Nature Center, Cedar Falls Raceway, Hearst Center for the Arts, Grout Museum District, Waterloo Center for the Arts, University of Northern Iowa Museum, and much more.

The Cedar Valley is a great place to live – or visit as often as you can!





The University of Northern Iowa men's basketball team and the coaching staff are heavily involved in charitable events and educational opportunities throughout the Cedar Valley.

The Panthers make visits to schools, hospitals and nursing homes, among other places. UNI basketball also donates numerous autographed posters, schedule cards, basketballs and other items to help raise money for charities and other functions.

STAFF



Jed Smith
Strength and
Conditioning
Coach

Jed C. Smith is beginning his third season as the Strength and Conditioning Coach for the UNI Panthers. Smith joined the UNI coaching staff in June 2005.

In the spring of 2006, Smith coached current UNI football student-athlete Jason Fiacco when he took part in the 2006 Pan American Junior Championships in Cali, Colombia. Fiacco qualified for the event at the United States National Junior Championships on March 15 in Altamonte Springs, Fla. Fiacco placed second in both the Snatch and Clean & Jerk heavyweight competitions. Fiacco lifted 138 kg in the Snatch and 178 kg in the Clean & Jerk.

Prior to his work with the Panthers, Smith served as the Explosive Strength Training Coach for the National Football League's Minnesota Vikings from February 2004 to June 2005.

Smith has a wide and varied background in strength and conditioning training. In addition to his work with the Vikings, he also assisted the Minnesota Wild of the National Hockey League, the Minnesota Thunder of the United Soccer League and Penn State football in an effort to incorporate explosive strength training into their individual programs.

Beginning in June of 2002, he was an Exercise and Sports Science instructor at Dakota County Technical College in Rosemount, Minn., and also served as the Minnesota USA Weightlifting Regional Training Center director during the same time frame.

Prior to 2002, he had several coaching assignments at Rosemount High School beginning in 1996, including ninth grade boys basketball and wrestling. He served as Rosemount's strength training and conditioning coach for all sports from 1997-2002, was head boys tennis coach from 2000-2002, and coached the school's Olympic weight lifting from 1999-2002.

Smith earned his bachelor's degree in social science from Minnesota-Morris in 1994 and a second bachelor's degree in psychology in 1995. He received his master's in education with an emphasis in strength and conditioning from Hamline University in 2003.

He was born in Cedar Rapids, Iowa, and his wife's name is Tammy.

The UNI strength and conditioning program is a blend of science, technology and one-on-one attention to each student-athlete.

Throughout the year, UNI athletes can spend more time working on strength and conditioning than any other aspect of their game. During the off season, athletes work on strength improvement, speed, power, agility and conditioning. The in season program is devoted to continuation of strength gains and performance-related conditioning.

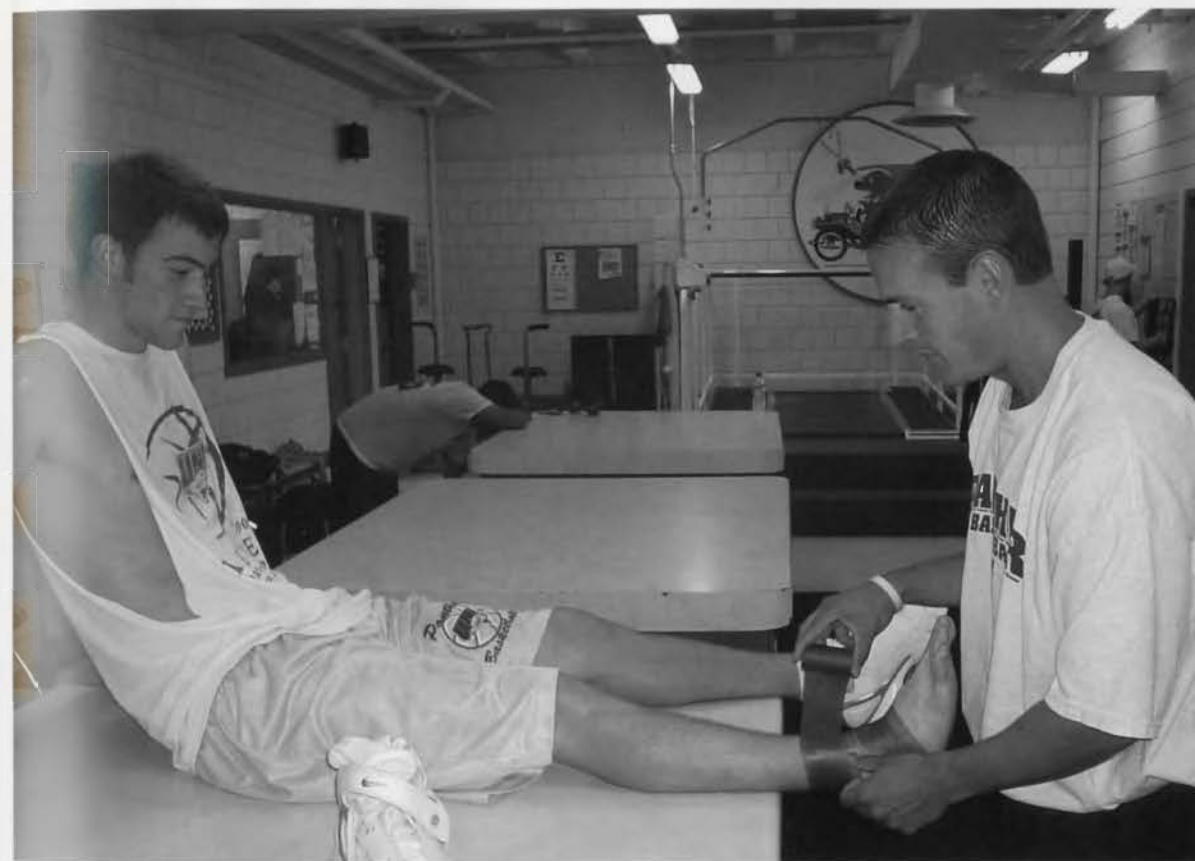
Throughout an athlete's first year on campus, baseline measurements of strength, speed, power, agility, flexibility and endurance are collected. Measure of body composition and weight are also recorded. With this information, goals are set for development and maintenance. Programs are established for each athlete.



The UNI sports medicine program features top-rate facilities and the outstanding services of sports and health care professionals.

The sports medicine program focuses on injury prevention. Staff members utilize Merac strength-testing devices, provide dietary analysis, measure physiological capacity and outline programs to improve and athlete's flexibility.

Athletic trainers and physicians work together to design rehabilitation programs for injured athletes. A wide variety of facilities and equipment, not only in the Sports Medicine Lab but also in the Wellness and Recreation Center, include swimming pools, Merac equipment, Stairmasters and various exercise bikes. This is all available to help athletes rehabilitate injuries and minimize the loss of fitness during recuperative time.



STUDENT-ATHLETE ASSISTANCE PROGRAM (SAAP)

The University of Northern Iowa SAAP provides confidential, professional, and voluntary assistance and support to student-athletes regarding personal problems that are adversely affecting their academic or athletic performance. Educational programs also are offered to prevent problems and promote the general well being of student-athletes. The SAAP offers education and assistance regarding alcohol/drug problems, emotional problems, family difficulties, health/physical problems, financial and legal problems and eating disorders, among others.

To ensure the SAAP's effectiveness and protect students' rights, the following guidelines govern the program:

- The academic or athletics status of the student will not be jeopardized by the student seeking assistance.
- The program must protect the privacy of the student by employing strict confidentiality measures. Any details of communication between students and Core Committee members or Athletics Department personnel may not be

disclosed to any source without the prior written consent of the student-athlete.

- The decision to use the program must be voluntary.
- Unless the student-athlete consents otherwise, the person making a referral to a source of assistance at a student-athlete's request may disclose only the following information: how the student was referred to SAAP, and the reason for the referral.

DISTINGUISHED ALUMNI

- **Joy Corning**, former Lt. Gov. for State of Iowa.
- **Terry Goeke**, owner, Terrell Goeke and Assoc., interior designer. Michael Jordan has been a client.
- **Chuck Grassley**, U.S. Senator.
- **Sherri Greenwald**, opera singer.
- **John Gregory**, former Iowa Barnstormers Head Coach.
- **Carol LeBeau-Hamilton**, San Diego, Calif., News Anchor.
- **James Jones**, former Denver Broncos, Indianapolis Colts, Baltimore Ravens, Detroit Lions professional player.
- **Gary Kelley**, internationally award-winning illustrator.
- **Brad Meester**, Jacksonville Jaguars professional player.
- **Bryce Paup**, former Green Bay Packers, Buffalo Bills, Minnesota Vikings professional player and 1995 NFL Defensive Player of the Year.
- **Nancy Powell**, U.S. Ambassador to Uganda.
- **Nancy Price**, author, including "Sleeping With the Enemy". Movie version featured Julia Roberts.
- **Kenny Shedd**, former Oakland Raiders, Washington Redskins professional player.
- **Emmet Steele**, musician.
- **Mark Steines**, Entertainment Tonight correspondent.
- **Dedric Ward**, former New York Jets, Miami Dolphins, New England Patriots professional player.
- **Kurt Warner**, Arizona Cardinals quarterback and 2000 and '01 NFL Player of the Year.

UNI ATHLETICS HALL OF FAME BASKETBALL INDUCTEES

1985	O.M. Nordly, Jim Witham
1986	Dick Beetsch
1987	Duane Josephson, Eddie Watt
1988	James Jackson
1989	Howard Pigg, Pete Spoden
1990	Jerry Morgan
1992	Norman Jespersen
1995	Randy Kraayenbrink, Norm Stewart
1997	Don King
1999	Richard Seidler
2002	Eldon Miller
2006	Bill Smith



Senator Chuck Grassley



Kurt Warner



Joy Corning



Eldon Miller



Nancy Price

BENJAMIN ALLEN
University President

Benjamin J. Allen was named the ninth president of the University of Northern Iowa on April 28, 2006. President Allen assumed the duties of president at UNI on June 5, 2006.

Most recently, Dr. Allen was the Vice President for Academic Affairs and Provost at Iowa State University and was responsible to the President for all aspects of the academic programs of Iowa State



Ben and Pat Allen

Dr. Allen has also been a consultant for various private corporations and public agencies throughout his career. He served as Dean of the Iowa State University College of Business 1994-2000. During 2001-2002 he served as Interim Vice President for External Affairs.

He earned his bachelor degree in business economics from Indiana University, and both his master's and doctorate in economics from the University of Illinois.



Before joining the faculty at Iowa State University in 1979, Dr. Allen taught at Washington State University and was a Brookings Economics Policy Fellow in the Office of Transportation Regulatory Policy, U.S. Department of Transportation.

He served as chairman of the Department of Transportation and Logistics at Iowa State from 1984 to 1988. In 1988 Dr. Allen was named the first University Distinguished Professor in Business at Iowa State University.

From 1988 to 1990 he served as Director of the Midwest Transportation Center, a research consortium consisting of Iowa State University and The University of Iowa.

He was the Visiting McKinley Professor of Economics and Public Utilities at the University of Illinois during the 1986-87 academic year and also held the Oren Harris Chair in Transportation at the University of Arkansas during the 1990-91 academic year.

THE CABINET



Bill Calhoun
Vice President
Advancement



Patricia Geadelmann
Special Assistant to
the President/Board &
Government Relations



James O'Connor
Interim Assistant Vice
President University
Marketing & Public
Relations



Jim Lubker
Interim Provost & Vice
President Academic
Affairs



Tom Schellhardt
Vice President
Administration & Finance



Terrance Hogan
Vice President
Educational &
Student Services



**BOARD OF REGENTS
STATE OF IOWA**

Michael G. Gartner
President

Bonnie J. Campbell

Ruth R. Harkin

Jenny L. Connolly

Craig A. Lang

David W. Miles
President Pro Tem

Robert N. Downer

Rose A. Vasquez

Jack B. Evans



RICK HARTZELL
Director of Athletics

Now in his ninth year as Director of Athletics at the University of Northern Iowa, Rick Hartzell has overseen unparalleled success and growth for the Panthers athletics program. He was named the university's fourth full-time director of athletics since joining the Division I ranks on August 9, 1999.

Take some time to talk to Hartzell, and his passion for UNI athletics – and college athletics in general – comes across loud and clear. His love for the Panthers should be no surprise, as he was a UNI student-athlete

during the mid-70s, and was able to come back home in 1999 to lead his alma mater's athletic program into the 21st century. He also believes strongly in the "student" part of the term student-athlete, and understands the importance of shaping well-rounded individuals for a life after competitive athletics are over.

His dedication to the UNI athletics was rewarded this past June as he was named one of 29 winners of the AstroTurf AD of the Year by the National Association of Collegiate Directors of Athletics (NACDA). Hartzell was honored by being the Football Championship Subdivision (FCS) recipient for the central region.

This past year, UNI teams claimed four conference or regional championships. The Panthers posted a third place finish in last year's Missouri Valley Conference all-sports standings – their second highest finish. UNI's men's track and field finished ninth at the NCAA Indoor Track and Field championships in March 2007, its highest finish ever. The Panther volleyball team advanced to the second round of the 2006 NCAA tournament, while wrestling won its 22nd straight West Regional title and advanced six wrestlers to the NCAA championships. In addition, UNI's 431 student-athletes shined in the classroom, holding a combined spring cumulative grade point average of 3.00.

The list of individual and team athletic successes since Hartzell took over at UNI is long and distinguished. The football team has claimed three conference titles the past five seasons, and advanced to the NCAA FCS championship game in 2005. The men's basketball team won its first-ever Missouri Valley Conference championship in 2004, and made three straight NCAA tournament appearances – including at-large bids in both 2005 and 2006. UNI volleyball has won seven of the past nine conference championships, and made three appearances in the NCAA tournament's Sweet 16 during that span. Panther wrestling crowned its first Division I national champion in 2000, and has placed as high as 11th in the national tournament. Track and field and cross country have claimed numerous conference titles, including the last eight indoor men's crowns, and baseball made its first-ever NCAA tournament appearance in 2001, winning the rugged MVC crown. In fact, no less than 10 sports have seen teams or individuals in postseason action since Hartzell came back to the Cedar Valley.

The success on the field has been a direct result of Hartzell's hiring of quality head coaches during his tenure, many with Iowa and UNI ties. Mark Farley (football), Bobbi Petersen (volleyball), Greg McDermott and Ben Jacobson (men's basketball), Brad Penrith (wrestling), Rick Heller (baseball), Sachin Kirtane (women's tennis) and Tanya Warren (women's basketball) are among the coaches that Hartzell has brought to UNI, with most garnering conference or regional championships and NCAA postseason appearances.

Off the field, UNI student-athletes have shined academically as well. UNI's overall student-athlete graduation rate is among the leaders in the Missouri Valley Conference and Gateway Football Conference. UNI's overall student-athlete cumulative grade point average has risen dramatically, to an impressive 3.0 after the spring 2007 semester for more

than 400 student-athletes. The Panthers had numerous student-athletes that earned academic all-conference honors in 2006-07.

UNI's overall athletic success has been a constant under Hartzell. The Panthers have ranked in the top 100 of the U.S. Sports Academy Director's Cup standings six of the past eight seasons, including twice in the top 70. UNI is consistently among the top schools nationally in the all-sports rankings among those that sponsor FCS football.

Hartzell has been a key figure involved in several facility upgrades, including the development of the McLeod Center, which opened in November 2006. The McLeod Center houses the men's and women's basketball programs, and volleyball and wrestling teams. Another new aspect added to the McLeod Center is a panther statue that will be located west of the Eldon Miller Plaza.

In addition, Hartzell has overseen the effort to turn the UNI-Dome and McLeod Center into an economic development site for the Cedar Valley, by garnering concerts and other special events to campus. Other key fund-raising initiatives include the construction of a new football locker room, weight room and enhancements to the outdoor track. The Human Performance Center located to the north of the UNI-Dome will be completed this fall. The strength and conditioning center will be expanded as well.

Another key effort spearheaded by Hartzell was UNI's radio and television agreements. Panther football and men's basketball have local television contracts for TV with KFXA (Fox 28), and for radio with KXEL (1540 AM), each of which was renewed for multiple years in 2004. UNI women's basketball and volleyball is currently carried by KWLO (1330 AM) radio, and is one of the only schools in the Midwest to have a regular-season home for volleyball.

Hartzell has helped guide the university through the NCAA's certification process, and overseen the addition of women's soccer to varsity status. He was a key player in the recent cooperative merger with UNI's Health, Physical Education and Leisure Services (HPELS) department, bringing the athletic training and strength and conditioning programs under one umbrella with the university.

A past president of the Gateway Football Conference athletic directors, he is currently vice-president of the Missouri Valley Conference administrators. He also serves as chair of the MVC sportsmanship committee, as well as serving as a member of the officiating committee and the centennial celebration committee. He recently received the All-American Football Foundation's General Robert Neyland Outstanding Athletic Director Award.

In addition, Hartzell is a highly-respected NCAA Division I men's basketball official, having worked games for the ACC, Big Ten and Conference USA among other conferences, and officiated numerous NCAA tournament games. In 2007, Hartzell was named to the NCAA Division I Men's Basketball Rules Committee and will serve a four-year term.

Prior to being named at UNI, Hartzell had served as director of athletics at Bucknell since 1988, directing a Division I program with FCS football consisting of 28 sports. Prior to his appointment at Bucknell, he was Director of Athletics and Chairman of Physical Education and Recreation at the University of Maryland-Baltimore County from 1985-88, directing a 19-sport program which moved from Division II to Division I during his tenure.

Hartzell played football and baseball for the Panthers. He received his bachelor's degree in physical education and English from UNI in 1974, and his master's in educational administration in 1977. A native of Klemme, Iowa, he was a five-sport letterman at Klemme High School.

Hartzell's personal interests include reading, fitness, auto racing and spending time with family and friends. He has three children, Nate, who works for Young Plumbing and Heating in Waterloo; Amanda Hartzell Barkhurst, who owns and operates Centennial Stables in Waverly; and Jackson, who was born Jan. 16, 2007. Hartzell and his wife, the former Jill George, a Doctor of Chiropractic and owner of Hartzell Family Chiropractic in Waterloo, reside in rural Cedar Falls.



Rick, Jill and Jackson Hartzell



Justin Sell
Senior Associate
Athletics Director

Steve Gearhart
Senior Assoc. Athletics
Dir. for Development
and Administration

Leon Costello
Associate Athletics
Director/External

Nate Clayberg
Assistant Athletics
Director for Marketing
and Promotions

Heather Costello
Director of Sports
& Event Complex

Greg Davies
Assistant Athletics
Director for Business

Josh Lehman
Assistant Athletics
Director for Media
Relations



Steve Schofield
Assistant Athletics
Director for Compliance

Trent Ames
Facilities Coordinator

Dennis Anderson
Assistant Equipment
Manager

Don Bishop
Director of Athletic
Training Services

Sheri Bishop
Athletics Director
Administrative
Assistant

Megan Brady
Assistant Athletic
Trainer

Ryan Callahan
Assistant Athletic
Trainer



Kelly Destival
Director of Panther
Scholarship Club

Tony DiCecco
Assistant to the Athletic
Director

Sarah Harms
Assistant Director/
Sports & Events
Management

Stacy Harris
Ticket Manager

Jersey Jermier
Special Assistant to the
Athletic Director

Kevin Launderville
Concessions/Catering
Manager

Jimmy Kehl
Assistant Concessions
Manager



Brent Knutson
Facilities and Camps
Coordinator

Dave Kohrs
Assistant Director/
Facilities

Colin McDonough
Associate Director of
Media Relations

Kara Moran
Assistant Director of
Media Relations

Mindy Noble
Administrative
Assistant

Steve Nurse
Equipment Manager

Jennie Sell
Academic Adviser



Jed Smith
Strength and
Conditioning Coach

Erin Strellner
Assistant Director
Sports & Event
Management

Emily Vold
Assistant Athletic
Trainer

Megan Witt
Assistant Director of
Panther Scholarship
Club

Anne Woodrick
NCAA Faculty Athletic
Representative

PANTHER HEAD COACHES



Rick Heller
Baseball



Ben Jacobson
Men's Basketball



Tanya Warren
Women's Basketball



Mark Farley
Football



John Bermel
Men's and Women's Golf



Kathy Kakoyianni-Bering
Women's Soccer



Ryan Jacobs
Softball



Stacey Simmer
Women's Swimming
and Diving



Sachin Kirtane
Women's Tennis




Chris Bucknam
Men's and Women's
Track and Field/Cross Country



Bobbi Petersen
Women's Volleyball




Brad Penrith
Wrestling



COACHING STAFF

- Head Coach Ben Jacobson.....34-35
- Associate Head Coach Rich Glas.....36
- Assistant Coach Kyle Green37
- Assistant Coach P.J. Hogan.....38
- Director of Basketball Operations
Chris Foster39
- Head Athletic Trainer Don Bishop.....40
- Basketball Support Staff40

HEAD COACH BEN JACOBSON




**Head Coach
North Dakota '94
18-13 (One Season)**

Ben Jacobson was hired as University of Northern Iowa head men's basketball coach on March 22, 2006, becoming the 21st head coach in UNI history.

He finished his first campaign at the helm of UNI with an 18-13 record. The 18 wins were the most for a first-year Panther head coach since the team joined the Division I ranks in 1981. In addition, UNI posted wins over Iowa State and Iowa – sweeping the Cyclones and Hawkeyes in the same season for just the second time ever – including posting a win in Iowa City for the first time in program history.

Before taking over as head coach, Jacobson was the Panthers' top assistant coach since 2001, and was a key cog in bringing the Panthers from the basement of the Missouri Valley Conference to the penthouse. He's been involved in every aspect of the UNI program – including being chief recruiter for most players on UNI's roster.

BEN JACOBSON



Quite a resume, and just a few reasons why UNI director of athletics Rick Hartzell had no hesitation in naming Jacobson the man to lead the Panthers prior to the start of the 2006-07 season.

While this is Jacobson's first head coaching job, he has 12 years of assistant coaching experience. Prior to joining former UNI head coach Greg McDermott in Cedar Falls beginning with the 2001-02 campaign, he served one season as an assistant coach under McDermott at Division II North Dakota State. His responsibilities there included serving as recruiting and academic coordinator, in addition to summer camp director.

Jacobson was the Panthers' top assistant coach the previous five seasons, serving as associate head coach during the 2005-06 campaign. Jacobson has been a key part of the renaissance of UNI basketball, helping guide the Panthers to a 108-76 record the past six years, including an 83-44 mark the past four seasons. The Panthers have qualified for the NCAA tournament three of the past four years (2004, 2005 and 2006), and posted three straight 20-win seasons for the first time

With Jacobson on staff, the development of UNI basketball has been remarkable. Consider that during the past four years alone, UNI has:

- Captured its first MVC tournament title
- Made three NCAA tournament appearances, including receiving two at-large bids
- Posted three 20-win seasons
- Had the school's first-ever Division I top 25 ranking
- Had four first-team All-Missouri Valley Conference selections

in school history. In 2004, UNI claimed its first-ever Missouri Valley Conference tournament title and corresponding automatic bid to the NCAA tournament. UNI backed that up by receiving consecutive at-large bids to the NCAA tournament in both 2005 and 2006.

Jacobson has a long history in the North Central Conference, having played at North Dakota from 1989-93. He was a four-year letterman for the Sioux,





a two-year starter, and he ended his career as the school's all-time assist leader. UND made two Elite Eight appearances and four regional appearances, along with winning two conference championships, during his career. He was team captain in 1991-92 and 1992-93, was named to the NCC's All-Academic Team in 1993, and was a player representative to UND's letterwinner's association from 1991-93.

He was a student assistant coach at North Dakota from 1993-94. From 1994-96, he was a graduate assistant at UND and became a full-time assistant

coach for the Sioux from 1996-2000, prior to spending the 2000-01 season at North Dakota State. Jacobson was able to bring his former head coach, Rich Glas, onto his staff as associate head coach.

A native of Mayville, N.D., Jacobson graduated from Mayville-Portland High School in 1989 as Valedictorian. He received his bachelor's degree in physical education from North Dakota in 1994. The 36-year-old Jacobson's wife's name is Dawn, and the couple has two children: Hunter (4) and Tanner (2).



JACOBSON AT A GLANCE

Coaching Experience

2006-present	UNI, head coach
2005-06	UNI, associate head coach
2001-05	UNI, assistant coach
2000-01	North Dakota State, assistant coach/ recruiting coordinator
1996-2000	North Dakota, assistant coach/ recruiting coordinator
1994-96	North Dakota, graduate assistant

Playing Experience

1989-93	North Dakota
	Four year letterwinner
	Two-year team captain

Education

1994	North Dakota, bachelor's, physical education
------	--

Personal

Family	Wife: Dawn
	Children: Hunter (4) and Tanner (2)



Hunter, Ben, Dawn and Tanner Jacobson

ASSOCIATE HEAD COACH RICH GLAS



Associate Head Coach Bemidji State '70 Second Season at UNI

Veteran basketball coach Rich Glas, who spent 18 years as head coach at the University of North Dakota, is in his second season as UNI's associate head coach. He came to the Cedar Valley after a long and distinguished coaching career, including guiding the Sioux since 1988.

Glas had a coaching record of 335-194 at UND, and his 335 wins are the most in school history. He posted eight 20-win seasons at North Dakota, most recently in the 2004-05 season, and guided the Sioux to eight NCAA Division II tournament appearances. In 28 years overall as a college head coach, Glas compiled an impressive record of 490-302.

Glas and UNI head coach Ben Jacobson's relationship dates back nearly 20 years. Jacobson played point guard for Glas from 1989-93, and that was part of a run of five straight seasons of 23 wins or more for UND. The Sioux made postseason play all four years Jacobson played for Glas, winning a pair of North Central Conference titles and making two Elite Eight appearances.

Glas' impact on the game of basketball and those who have played for him has been impressive, as 16 of his former players or UND assistant coaches are currently coaching at the high school, college or professional level. Over the past 18 seasons at North Dakota, Glas has coached six North Central Conference Most Valuable Players, 10 All-Americans, 27 All-NCC selections, two NCC Newcomers of the Year, one NCC Freshman

RICH GLAS

of the Year and 10 Academic All-NCC Selections.

Glas was also head coach at Minnesota-Morris (1974-79) and Willamette (Ore.) from 1979-84. He spent one year (1984-85) as a volunteer assistant coach on Lute Olson's staff at Arizona, and two seasons as an assistant coach at Hawai'i (1985-87). Glas then moved on to UND in 1988, replacing legendary head coach Dave Gunther. In 2005-06, Glas moved past Gunther to become North Dakota's all-time wins leader.

A native of Bemidji, Minn., Glas received his bachelor's degree in physical education from Bemidji State in 1970. He earned his master's degree in education from Western Illinois in 1971. He and his wife, Sandy, have two children and one grandchild.



Sandy and Rich Glas

GLAS AT A GLANCE

Coaching Experience

2006-present	UNI, associate head coach
1988-2006	North Dakota, head coach
1985-87	Hawai'i, assistant coach
1984-85	Arizona, volunteer assistant
1979-84	Willamette, head coach
1974-79	Minnesota-Morris, head coach
1971-74	Minnesota-Morris, assistant coach

Playing Experience

1967-70	Bemidji State
---------	---------------

Education

1970	Bemidji State, bachelor's, physical education
1971	Western Illinois, master's, education

Personal

Family	Wife: Sandy Children: Randi and Jeff
--------	---

Assistant Coach Hamline '92 Second Season at UNI

In his second season as an assistant coach for Ben Jacobson is Kyle Green. Green is no stranger to the UNI community, however, as he was an assistant coach for the Panthers from 2001-03 under Greg McDermott.

Green, the Panthers' recruiting coordinator, came back to UNI after serving as head coach of Lewis University, a Division II school in Romeoville, Ill., the previous two seasons. He was an assistant coach at Marquette during the 2003-04 season after leaving the Cedar Valley.

Green started his coaching career in 1992 as player/coach of the Frederica (Denmark) Basketball Club. He was named Denmark Serie Coach of the Year after guiding Frederica to a 30-3 record and the Denmark Serie title. He then served as an assistant coach from 1993-95 at his alma mater, Hamline (Minn.) University. He has also served as an assistant coach at Southwest Minnesota State (1995-97), and Augustana (S.D.) College (1997-2000), and was head coach at Western State (Colo.) College during the 2000-01 season.

A native of Minneapolis, Minn., Green received his bachelor's degree in social studies/psychology from Hamline in 1992. He was a three-year starter for Hamline, earning academic all-conference honors as both a junior and senior. He and his wife, Michele, are the parents of son A.J. (8) and daughter Emerson (5).

KYLE GREEN

GREEN AT A GLANCE

Coaching Experience

2006-present *UNI, assistant coach
 2004-06 *Lewis, head coach
 2003-04 *Marquette, assistant coach
 2001-03 *UNI, assistant coach
 2000-01 *Western State, head coach
 1997-2000 *Augustana (S.D.), assistant coach
 1995-97 *Southwest State, assistant coach
 1993-95 *Hamline, assistant coach
 1992-93 *Frederica Basketball Club, head coach

Playing Experience

1989-92 *Hamline
 1992-93 *Frederica Basketball Club

Education

1992 *Hamline, bachelor's, social studies/psychology

Personal

Family Wife: Michele
 Children: A.J. (8) and Emerson (5)



Emerson, Kyle, Michele and A.J. Green



**Assistant Coach
Morningside '99
Fifth Season at UNI**

P.J. Hogan is in his fifth year at the University of Northern Iowa, and his third as a full-time assistant coach. Hogan is responsible for coordinating player development, camps and film exchange.

Prior to coming to UNI, Hogan served as the top assistant coach at Southwest State University (known today as Southwest Minnesota State) for two years. At the Division II school, he helped lead them to an overall record of 38-18 and two second place finishes in the Northern Sun Intercollegiate Conference. The 2001-02 team won 21 games – the second-most wins in school history – and advanced to the conference tournament



P.J. HOGAN

championship game.

While at Southwest State, he was in charge of recruiting and player development. In addition, he oversaw the team's strength and conditioning program, and served as the team's academic coordinator.

Before going to Southwest State, Hogan worked at North Dakota State University during the 2000-01 season as an assistant coach, as well as the 1999-2000 season at Wayne State College. Hogan was part of one of most successful seasons in school history, as the Wildcats went 26-6 and reached the NCAA Division II Sweet Sixteen.

A native of Dubuque, Iowa, Hogan was a four-year letterwinner at Morningside College in Sioux City, Iowa. He graduated from Morningside in 1999 with a degree in sociology and was named to the North Central Conference's honorable mention all-academic team. A high school graduate of Dubuque Hempstead, Hogan was a Class 4A first team all-state performer.



HOGAN AT A GLANCE

Coaching Experience

2005-presentUNI, assistant coach
 2003-05UNI, graduate manager
 2001-03Southwest State, assistant coach
 2000-01North Dakota State, assistant coach
 1999-2000Wayne State (Neb.), graduate assistant coach

Playing Experience


1996-99Morningside

Education

1999Morningside, bachelor's, sociology

Personal

**Director of
Basketball Operations
UNI '05
Third Season at UNI**



Former UNI point guard Chris Foster is in his second year as director of basketball operations for the Panthers, after serving one year as the team's graduate manager. In his role with the Panthers, Foster assists with game tape exchange, team travel arrangements, and coordinating players' academics.

Foster had a stellar playing career for the Panthers, finishing with 1,027 career points. He ranks second all-time in three-pointers made with 144, and second in three-pointers attempted with 422. He also is third in UNI history with 120 games played.

He received his bachelor's degree in leisure, youth and human services with an emphasis in therapeutic recreation in 2005, and is currently pursuing his master's degree. A native of Ironton, Mo., Foster and his wife, Kylie, reside in Cedar Falls.

CHRIS FOSTER



Chris and Kylie Foster

FOSTER AT A GLANCE

Coaching Experience

2006-present.....UNI, director of basketball operations
2005-06.....UNI, graduate manager

Playing Experience

2001-05.....UNI

Education

2005.....UNI, bachelor's, leisure, youth and human services

Personal

Family.....Wife: Kylie

Director of Athletic Training Services Seventh Season at UNI



Don Bishop, Director of Athletic Training Services, is in his seventh year at UNI. He is directly responsible for the healthcare of the men's basketball team and supervision of nine certified athletic trainers on the UNI athletic training staff. Bishop is also a clinical instructor within the UNI Athletic Training Education Program. Prior to his arrival at UNI he was the director of athletic training education and head athletic trainer for seven years at Upper Iowa University.

Bishop received his bachelor's degree in health, physical education and recreation from Upper Iowa in 1992 and his master's in health, physical education and leisure services from UNI in 1998. In his position at Upper Iowa, he coordinated athletic training coverage for 17 Division III sports teams.

Prior to joining Upper Iowa's staff, he was a clinical outreach athletic trainer at Winneshiek County Memorial Hospital in Decorah, Iowa, from 1992-94, and was an adjunct instructor at Northeast Iowa Community College in Calmar, Iowa, in the spring of 1994.

Bishop has served on the National Athletic Trainers' Association (NATA) college and university student athletic trainers committee since the spring of 1999, and has been an examiner for NATA Board of Certification Exam.

He and his wife, Sheri, have two daughters, Tori (15) and Brianna (11).


DON BISHOP



Brianna, Sheri, Don and Tori Bishop



Erin Glidden
Graduate Manager




Brooks McKowen
Graduate Manager



J.J. Pick
Manager



Derrek Netten
Manager



2007-08 PANTHERS

Outlook.....	42-43
Rosters.....	44
Eric Coleman.....	46-47
Adam Viet.....	48-49
Jared Josten.....	50-51
Travis Brown.....	52-53
Carlton Reed.....	54-55
Kwadzo Ahelegbe.....	56
Jordan Eglseder.....	57
Brian Haak.....	58
Adam Koch.....	59
Kerwin Dunham.....	60
Josh Maistead.....	60
Brian Garz.....	61
Drew Lundberg.....	61
Jon Green.....	61
Jon Montgomery.....	62
Lucas O'Rear.....	62
Active Players Game by Game.....	63-70

When a basketball team returns three starters and the majority of the players that saw the floor the previous season, hopes are high that the team can have a good season. Especially when that team won 18 games the year before.

Those are the facts pertaining to the University of Northern Iowa men's basketball team as the 2007-08 season gets underway. However, there is one difference between this year's edition of the Panthers, and each UNI team the past three years entering practice. For the first time since the start of the 2003-04 season, the University of Northern Iowa men's basketball team isn't coming off an NCAA tournament appearance.

Not that that matters to second-year head coach Ben Jacobson.

"Our goals and expectations for our program don't change from year-to-year," Jacobson said. "We expect to be tough and hard-nosed at the defensive end, and to take care of the ball offensively. While we don't have as many returning players who have seen NCAA tournament games, we won't change our approach. We want to compete for a Missouri Valley Conference title, and if we're doing that in February, we believe postseason play will take care of itself."

Despite the fact that UNI didn't make The Big Dance a year ago, there is a sense of excitement surrounding this year's squad. It may be the deepest team Jacobson has been associated with in his seven years in Cedar Falls (including five as an assistant before taking over the head coaching job a year ago).

Three seniors anchor the Panthers, in three-year starting center Eric Coleman, and guards Jared Josten (a starter last season) and Adam Viet (the team's top three-point shooting threat). Those three will be charged with taking up the leadership roles vacated by the graduated Grant Stout and Brooks McKowen – two of UNI's anchors the past four years.

"Leadership and chemistry are critical. When you lose two guys like Brooks and Grant, it's going to have an impact," Jacobson said. "Our seniors each bring positive qualities to the table that will help them lead our team. The trip to Thailand in August for the World University Games was a great start in developing our new team."

The Thailand trip Jacobson refers to was an unbelievable honor for both the basketball program and the university. UNI was selected to represent the United States in men's basketball competition at the Summer World University Games, held in Bangkok. UNI was the first college team ever picked to wear the Red, White and Blue of Team USA in a major international competition.

Held from Aug. 7-18, the Panthers more than held their own, posting a 5-1 record on the trip. UNI/Team USA posted wins over Angola (84-26), Turkey (87-65), China (88-51), Finland (59-44) and Israel (63-57), while its lone loss was to eventual gold medalist Lithuania.

"What a great experience," Jacobson said. "We spent an extended period of time in intense preparation and against quality competition. A number of guys improved significantly and gained valuable playing experience. It was an honor to be

able to represent Team USA, and was something our guys will never forget."

But getting his team ready for the 2007-08 college season is Jacobson's main task, and the benefit of being able to have extra practices and games before the start of practice Oct. 12 will do nothing but help the Panthers. The aforementioned depth of this squad – don't be surprised if 10 or more players are in the regular rotation – is balanced out by the fact that 12 of the 16 players on the Panthers roster have one or less years of playing experience with UNI. There will be familiar faces on the floor, but don't lose your program early, because some of the guys out there will be donning the Purple and Gold for the first time. And while they may be young, they're talented.

"I like our team a lot," Jacobson said. "We have a good mix of experience and youth, as well as very good depth. Like every year, leadership and chemistry will go a long way in determining our success. This year's team should get better as they gain game experience. I'm very excited to get started."

GUARDS

With the graduation of McKowen – a four-year starter at the point – much of the focus on this year's team will be on who is going to take over the point guard duties. The two most likely candidates entering fall practice are two players who saw the floor a great deal last year – Josten and sophomore Kwadzo Ahelegbe.

Josten was recruited as a point guard who saw limited playing time his first two years for the Panthers, but stepped up big time as a junior, starting every game on the wing. Josten scored in double-figures in 12 games last season, including seven of the final 10 games of the year.

Considering he was the third or fourth offensive option most times a year ago – and his 48 percent three-point shooting percentage – look for Josten's offensive production to go up this season. In addition to his ability to score the ball, Josten is the team's top perimeter defender.

Due to an injury Ahelegbe suffered in practice leading up to the World University Games, Josten played quite a bit of point guard for the Panthers. While he will probably see most of his time at the wing, he could move over to the point guard position again for UNI.

"We're looking for big things from Jared," Jacobson said. "He played very well in Thailand. He's one of the best defensive guards in the league, and we also feel he can be a double-figure scorer for us. His work ethic and toughness set a great example for everyone in our program. He conducts himself in the exact manner our coaching staff expects from one of our captains."

Ahelegbe saw ample time as primarily a reserve guard a year ago, although he did have four starts in 30 games. Averaging 14 minutes per game, Ahelegbe showed good defensive ability playing both point and wing for UNI last year. The strained knee he suffered in early August leading up to the World University Games is fully healed, and he'll be on the floor when the season starts.



"Kwadzo continues to excel defensively," Jacobson said. "He's worked hard to improve his ball handling skills and decision making, as well as his ability to knock down shots. We need him to be in great shape and provide leadership from the point guard position."

Other candidates to see time at the point are sophomore Brian Haak and freshman Drew Lundberg. Haak has continued to improve defensively and on his point guard skills, and has the ability to knock down the three-point shot. Lundberg, a 6-2 native of Owatonna, Minn., is a smart player with good ball handling and passing skills.

On the wing, junior Travis Brown returns after starting 27 of the team's 31 games a year ago. The 6-3 Brown averaged 7.9 points per game a year ago, reaching double-figures 12 times, including a season-high 16 points on two occasions. Over his first two seasons, Brown has shown the ability to score points in bunches, and in a hurry. Because of his ability to provide "instant offense", Brown will likely move to the bench this year to become the Panthers sixth-man.

"Being able to bring Travis off the bench is going to be a great asset for our team," Jacobson said. "He played very well in Thailand in that role, and was one of our leading scorers on the trip. His willingness to accept this role, especially after starting most of last year, says a lot about Travis and his unselfish approach to our team."

One of the Panthers top reserves a year ago was Viet. A long-range shooting expert, Viet scored a career-high 24 points against UMKC Dec. 9, hitting seven-of-eight three-point shots that night. Viet nailed at least two treys in 12 games. However, Viet suffered a shoulder injury midway through last year, and made just three shots from downtown in the team's final 11 games. Fully healthy entering this year, Jacobson looks for more of what Viet provided the first half of last year.



"We were playing our best basketball last year when Adam was knocking down shots," Jacobson said. "He's healthy now, and has been working very hard. I've been extremely pleased with his work ethic and approach this offseason. I look for him to be able to come in and knock down threes like he's done in the past for us."

One of the starting wing positions could go to 6-4 junior Carlton Reed. Reed, who sat out last year after transferring from the University of Iowa, adds a dimension to UNI's backcourt that hasn't been there in recent years. A former Mr. Basketball in the state of Iowa from nearby Waterloo East High School, Reed has the ability to get to the basket and create scoring opportunities for himself and his teammates. Reed suffered a broken foot in the second game of the World University Games, but is fully healed and will be on the floor when practice starts.

"Carlton can do things offensively that no one else on our team can," Jacobson said. "His ability to get to the basket will be a nice addition to our offense. He's a very talented offensive player who can score in a variety of ways. Although he only played 1 1/2 games in Thailand, he really showed what he can bring to our team."

A trio of freshmen – two redshirts and one true – could also find themselves in the mix for the Panthers. Josh Molstead from nearby Charles City redshirted last season for UNI, and continues to improve and work hard each day, and was on the roster for the World University Games. Kerwin Dunham, a 6-6 product of Bondurant-Farrar High School, also sat out the 2006-07 season for UNI, and also played in August at the WUG. New to the Panthers roster this year is Jon Montgomery, a 6-4 native of Chicago who prepped at Lincoln Park High School in the rugged Chicago Public League.

"Kerwin took full advantage of his redshirt year," Jacobson said. "He's gotten stronger, quicker and become a better defender. He can make the three-point shot, but also puts the ball on the floor and is a very good passer. His size and basketball savvy make him a unique player on the wing. Jon continues to impress us with his versatility and ability to defend.

He needs to continue to work on his conditioning and three-point shot, but has a very bright future ahead of him. Josh worked very hard this summer, and we look forward to his continued development."

FRONT LINE

Coleman, a three-year starter, earned second team All-Missouri Valley Conference honors a year ago. He led UNI in both scoring (13.1 ppg) and rebounding (9.1 rpg), and his rebounding total was also tops in the Missouri Valley Conference. Coleman, the 2005 Missouri Valley Conference Freshman of the Year, has started all 96 games of his UNI career. He enters this year as the league's leading returning active career scorer (1,128) and rebounder (716). When the ball is going through Coleman, the Panthers offense runs the best, as he's also one of the team's best passers.

"Eric is certainly one of the best big men in the league," Jacobson said. "We need him to have an all-conference type of year. He's continued to work on his ability to score around the basket, as well as on his free throw shooting. Our expectations are very high for Eric this season, and we feel he is ready for a big year."



Coleman and Stout were the two mainstays in the front court for UNI the past couple of seasons. The graduation of Stout – the school's all-time leader in blocked shots, along with being one of the school's all-time leading rebounders – leaves a void at the forward position for the Panthers. The two most likely candidates to step into the starting role are a pair of sophomores, each of whom saw playing time a year ago in reserve roles.

Sophomore Jordan Eglseder, all 7-1 and 265 pounds of him, will see increased minutes this season, and be in the hunt for the starting position vacated by Stout. Despite averaging just 7.5 minutes per contest a year ago for UNI, he averaged 3.6 points and 2.1 rebounds per game. He scored a

career-best 11 points and grabbed five rebounds in just 17 minutes against 11th-ranked Nevada. Despite his size, don't be surprised to see him step out and hit the three-point shot.

"We're counting on Jordan to score both inside and out," Jacobson said. "He's gotten so much stronger and his conditioning has come a long way. With his increased minutes this year, he'll have a tremendous impact on the game. His size and skills make him a very difficult matchup."



Fellow sophomore Adam Koch, a 6-8, 230 pound forward, is extremely athletic, and has the ability to put the ball on the floor and get into the lane to create scoring opportunities. He was the team's leading scorer at the World University Games, averaging nearly 11 points per contest.

"Adam improved his strength over the offseason, and we witnessed the benefits on the trip to Thailand," Jacobson said. "He was very consistent on both ends of the floor. I especially liked his aggressiveness on the offensive end of the floor, creating scoring opportunities for himself and others. He's got a chance to be an impact player."

A true freshman, 6-6, 240 pound Lucas O'Rear, could also contend for playing time. Hailing from Nashville, Ill., O'Rear was the State of Illinois Class A Player of the Year, after averaging 19 points, 11 rebounds and shooting an amazing 76 percent from the field as a senior.

"Luke has already shown the signs of a very promising career," Jacobson said. "His ability to handle and pass the ball are exceptional for a player of his size. He also possesses the toughness needed to excel in our league."

Also up front for the Panthers are 6-10 freshman Brent Barz from Johnston, Iowa, and senior Joe Green, walk-on from nearby Waverly, Iowa, who also played collegiately at South Dakota State. Barz was the 2007 State of Iowa Gatorade Player of the Year, and will likely redshirt this season to improve his strength, but the staff is excited about his future.

"Brent has a very good feel for the game," Jacobson said. "With added strength he will be able to put his considerable skills to use."

2007-08 UNI NUMERICAL ROSTER

No.	Name	Pos.	Ht.	Wt.	Yr.	Hometown (High School/Last School)
0	Drew Lundberg	G	6-1	180	Fr.	Owatonna, Minn. (Owatonna)
1	Josh Molstead	G	5-8	165	Fr.	Charles City, Iowa (Charles City)
2	Eric Coleman	C	6-6	240	Sr.	Maplewood, Minn. (Tartan)
4	Joe Green	F	6-8	220	Sr.	Waverly, Iowa (Waverly-Shell Rock/S. Dakota St.)
10	Brian Haak	G	6-1	170	So.	Spencer, Iowa (Spencer)
11	Kwadzo Ahelegbe	G	6-2	195	So.	Oakdale, Minn. (Tartan)
13	Adam Viet	G	6-3	200	Sr.	Ackley, Iowa (AGWSR)
14	Jared Josten	G	5-11	175	Sr.	Webster City, Iowa (Webster City)
15	Jon Montgomery	G	6-4	210	Fr.	Chicago, Ill. (Lincoln Park)
21	Travis Brown	G	6-3	200	Jr.	Richfield, Minn. (Richfield)
22	Kerwin Dunham	G	6-6	190	Fr.	Bondurant, Iowa (Bondurant-Farrar)
25	Carlton Reed	G	6-4	195	Jr.	Waterloo, Iowa (East)
32	Lucas O'Rear	F	6-6	240	Fr.	Nashville, Ill. (Nashville)
34	Adam Koch	F	6-8	225	So.	Ashwaubenon, Wis. (Ashwaubenon)
40	Brent Barz	F	6-10	220	Fr.	Johnston, Iowa (Johnston)
53	Jordan Eglseider	C	7-1	265	So.	Bellevue, Iowa (Marquette)

2007-08 UNI ALPHABETICAL ROSTER

No.	Name	Pos.	Ht.	Wt.	Yr.	Hometown (High School/Last School)
11	Kwadzo Ahelegbe	G	6-2	195	So.	Oakdale, Minn. (Tartan)
40	Brent Barz	F	6-10	220	Fr.	Johnston, Iowa (Johnston)
21	Travis Brown	G	6-3	200	Jr.	Richfield, Minn. (Richfield)
2	Eric Coleman	C	6-6	240	Sr.	Maplewood, Minn. (Tartan)
22	Kerwin Dunham	G	6-6	190	Fr.	Bondurant, Iowa (Bondurant-Farrar)
53	Jordan Eglseider	C	7-1	265	So.	Bellevue, Iowa (Marquette)
4	Joe Green	F	6-8	220	Sr.	Waverly, Iowa (Waverly-Shell Rock/S. Dakota St.)
10	Brian Haak	G	6-1	170	So.	Spencer, Iowa (Spencer)
14	Jared Josten	G	5-11	175	Sr.	Webster City, Iowa (Webster City)
34	Adam Koch	F	6-8	225	So.	Ashwaubenon, Wis. (Ashwaubenon)
0	Drew Lundberg	G	6-1	180	Fr.	Owatonna, Minn. (Owatonna)
1	Josh Molstead	G	5-8	165	Fr.	Charles City, Iowa (Charles City)
15	Jon Montgomery	G	6-4	210	Fr.	Chicago, Ill. (Lincoln Park)
32	Lucas O'Rear	F	6-6	240	Fr.	Nashville, Ill. (Nashville)
25	Carlton Reed	G	6-4	195	Jr.	Waterloo, Iowa (East)
13	Adam Viet	G	6-3	200	Sr.	Ackley, Iowa (AGWSR)

Head Coach: Ben Jacobson (North Dakota '94)

Associate Head Coach: Rich Glas (Bemidji State '70)

Assistant Coaches: Kyle Green (Hamline '92), P.J. Hogan (Morningside '99)

Director of Basketball Operations: Chris Foster (UNI '05)

BREAKDOWN

BY CLASS

Freshmen (6)

Barz
Dunham
Lundberg
Molstead
Montgomery
O'Rear

Juniors (2)

Brown
Reed

Seniors (4)

Coleman
Green
Josten
Viet

Sophomores (4)

Ahelegbe
Eglseider
Haak
Koch

BY POSITION

Forwards (4)

Barz
Green
Koch
O'Rear

Guards (10)

Ahelegbe
Brown
Dunham
Haak
Josten
Lundberg
Molstead
Montgomery
Reed
Viet

Centers (2)

Coleman
Eglseider

BY LOCATION

Iowa (9)
Minnesota (4)

Illinois (2)
Wisconsin (1)

BIRTHDAYS

January

Jon Montgomery (23)

July

Brooks McKowen (6)
Adam Viet (8)
Kwadzo Ahelegbe (11)
Travis Brown (16)
Jordan Eglseider (27)
Joe Green (28)

February

Chris Foster (23)

March

Josh Molstead (7)
Kerwin Dunham (8)

August

P.J. Hogan (2)
Eric Coleman (8)

April

Brent Barz (8)
Rich Glas (30)

October

Carlton Reed (14)

May

Drew Lundberg (2)
Adam Koch (4)

November

Jared Josten (5)
Lucas O'Rear (24)

June

Brian Haak (11)
Kyle Green (26)

December

Ben Jacobson (16)

PRONUNCIATION GUIDE

Kwadzo Ahelegbe	Ka-JOE Uh-HELLIG-buh
Jordan Eglseider	EGGLE-seed-er
Brian Haak	HAKE
Jared Josten	JOE-sten
Adam Koch	COOK
Josh Molstead	MOLE-sted
Adam Viet	VEET



NIKEBASKETBALL.COM

FIVE MUST SUMMON IT.
AND WHEN IT'S TASTED ENOUGH
BLOOD, SWEAT AND TRUST,
IT AWAKENS.

TOGETHER YOU MAKE THE
**BEAUTIFUL
MONSTER**



6' 6" • 240 lbs.
Center • Senior
Maplewood, Minnesota
Tartan

02

Junior (2006-07)

Second team All-Missouri Valley Conference selection...became 30th player in UNI history to reach 1,000 career points, 1/30 vs. Wichita State...just the fifth Panther player in the Division I era to reach 1,000 points before his senior season...ranks 19th on UNI career scoring list with 1,128 points...had 13 double-doubles on the season and a total of 20 for his career...led the MVC in rebounding at 9.2 per game...ranks ninth on UNI's career rebounding chart...grabbed career-best 15 rebounds

three times...scored in double figures in 24 games...started all 96 games of his three-year UNI career...had season-best 21 points and tied career-high with 15 rebounds against Iowa 12/5...made 9-of-11 free throws that night against the Hawkeyes...scored 16 points five times, most recently against Evansville 2/3...connected on career-best 12-of-16 free throws against the Purple Aces that night...made 7-of-10 field goals and grabbed nine rebounds against #17 Washington 11/14...was named to Basketball Travelers Classic All-Tournament Team (11/12-14)...scored 19 points and grabbed 10 rebounds against Wichita State 1/30...had 15 points (on 7-of-10 shooting) in just 17 minutes against UW-Milwaukee 11/19...scored 17 points and grabbed 11 boards against Iowa State 11/29...had 15 points and 14 boards at Drake 1/27.

Sophomore (2005-06)

Honorable Mention All-Missouri Valley Conference selection...reached double-figure scoring in 19 games...had four double-doubles...had 22 points and career-high 15 rebounds in double overtime win over Southern Illinois Jan. 16...tallied 20 points (18 in the first half) on 9-of-12 shooting against Wichita State Feb. 7...scored six of his 15 points in the second overtime against #24 Bucknell Feb. 18...scored 19 points with six boards, in 41 minutes, against Iowa Dec. 6...had 12 points and 14 rebounds versus UMKC Dec. 10...scored 13 points and grabbed 14 boards at Illinois State Jan. 14...scored 17 points on 7-of-9 shooting against Western Carolina Nov. 20...had three blocked shots against Loyola Dec. 3...tied career high with six assists against Florida A&M Dec. 17.

Freshman (2004-05)


True freshman started each game at center for the Panthers...named MVC Freshman of the Year, and also member of MVC All-Freshman and All-Newcomer teams...scored career-high 24 points and grabbed 10 rebounds against Iowa State Dec. 1...hit 11-of-16 shots from the field against the Cyclones...tied career high with 24 points against Longwood Dec. 23...was perfect 8-for-8 from the field and 8-for-11 from free throw line versus Lancers...named MVC Player of the Week Dec. 27...chosen as National Freshman of the Week in ESPN.com's Weekly Watch by Andy Katz Dec. 27...had 14 points and six rebounds in just 11 minutes played against Indiana State Jan. 26...scored 17 points, grabbed seven rebounds and had four assists Feb. 19 against Western Michigan...reached double-figures in scoring 18 times...posted three double-doubles...second in Missouri Valley Conference in field goal percentage...was named MVC Newcomer of the Week Dec. 6, Dec. 13 and Dec. 27...was named a Freshman to Watch in ESPN.com's Weekly Watch by Andy Katz on Dec. 6...had 16 points, 11 rebounds and five assists at #17 Iowa Dec. 7...Scored 12 points with career-high six assists against Bradley Feb. 26.

High School

Was one of five finalists for Minnesota's "Mr. Basketball"...averaged 13 points, 11 rebounds and three assists per game as a senior...was his team's MVP...named all-state and played in Minnesota state all-star game...also earned all-metro defensive honors...averaged 13 points, eight rebounds and three assists during his junior year...the 2002-03 Tartan team finished 23-8 overall and placed fourth in the Class 4A state tournament.

Personal

Born [redacted] in Owensboro, Ky...son of Faith and the late Marshall Coleman...majoring in marketing...chose to attend UNI because of the interest the coaches showed in him, and he liked how the program was run.



CAREER HIGHS

- Points**
24, twice
- Field Goals Made**
11 vs. Iowa State (12/1/04)
- 3 Pt. Field Goals Made**
0
- Free Throws Made**
12 at Evansville (2/3/07)
- Free Throws Attempted**
16 at Evansville (2/3/07)
- Rebounds**
15, several times
- Assists**
6, several times
- Steals**
3, at Illinois State (1/9/07)
- Blocked Shots**
3, several times
- Minutes Played**
47 vs. Southern Illinois (1/16/06)

AWARDS

- 2004-05**
MVC Freshman of the Year
MVC All-Freshman Team
MVC All-Newcomer Team
- 2005-06**
Honorable Mention All-MVC
- 2006-07**
Second Team All-MVC

CAREER STATS

Year	G-GS	FG-FGA	Pct.	3FG-3FGA	Pct.	FT-FTA	Pct.	Reb.-Avg.	PF	A	TO	B	S	Pts.-Avg.
2006-07	31-31	154-287	.537	0-0	.000	98-161	.609	281-9.1	88	52	75	30	22	406-13.1
2005-06	33-33	152-263	.578	0-1	.000	76-131	.580	230-7.0	72	56	60	18	18	380-11.5
2004-05	32-32	145-253	.573	0-0	.000	52-109	.477	205-6.4	87	63	53	24	16	342-10.7
UNI Totals	96-96	451-803	.562	0-1	.000	226-401	.564	716-7.5	247	171	188	72	56	1,128-11.8



6' 3" • 200 lbs.
Guard • Senior
Ackley, Iowa
AGWSR

13

Junior (2006-07)

Made at least two three-pointers in a game 12 times...all but three of his shot attempts were three-pointers...reached double figures in scoring seven times...came off the bench to score career-best 24 points against UMKC 12/9, making 7-of-8 three-pointers...his seven treys against the Kangaroos was one short of the UNI school record, set by Cam Johnson in 1993-94...made 5-of-7 three-pointers and scored 16 points against Wartburg 12/20... scored 11 points (including three three-pointers) against Nicholls State 11/12...tallied 11 points and tied career high with 23 minutes versus Evansville Jan. 3...made a pair of treys in 17 minutes against #17 Washington 11/14...had 11 points in 20 minutes versus South Dakota State 11/24...scored 10 points and grabbed three rebounds in 20 minutes against Southern Illinois 1/6.

Sophomore (2005-06)

Missed much of the year with a knee injury... had career-high 15 points against UMKC Dec. 10...hit 5-of-8 three-pointers against Kangaroos that night...scored eight points in 16 minutes of action against Upper Iowa Nov. 27...set career-highs in minutes played and rebounds in the win over the Peacocks...hit career-best 6-of-7 free throws against Hawaii Pacific Dec. 22...had seven points in 10 minutes against Florida A&M Dec. 17...had six points (on two three pointers) against Loyola Dec. 3...his three-pointer with less than 10 minutes to go at LSU Dec. 19 gave UNI the lead for good against the Tigers.

Redshirt Freshman (2004-05)

Had first career three-pointer against UMKC Dec. 11...had career-high eight points and nailed two three-pointers against Wagner Dec. 21...tallied five points in nine minutes of action against Valparaiso Dec. 30...scored three points against Wayne State in season-opener Nov. 21...saw action off the bench in 22 games.

Freshman (2003-04)

Redshirted.

High School

First team Iowa Newspaper Assoc. all-state Class 2A as a senior...became the 25th Iowa player all-time to score 2,000 career points and finished with 2,100, along with 573 rebounds, 329 steals and 341 assists...as a senior, averaged 24.9 points (623 total), 4.6 assists and 6.6 rebounds while making 58 percent of his field goals, including 41 percent from three-point range, and 88 percent of his free throws for a 23-3 team which won the conference and district...started every game of his prep career...averaged 20.4 points, 6.8 rebounds, 4.3 assists and 3.3 steals as a sophomore...as a junior, averaged 25.5 points, 5.3 rebounds, 3.5 assists and 3.3 steals while shooting 88 percent at the line and 49 percent from the field...first team all-conference four straight years, first team all-district, NICL Conference MVP, first team Des Moines Register three years, 2001 state all-tournament team, when team was state runner-up...McDonald's All-American nominee and member of Northeast Iowa AAU Team, Goal-Setter All-Star...coached by Russ Banshaf...Earned an Academic Letter and was a member of the Spanish Club.

Personal

Son of Mike and Tracey Viet...
 ...enjoys playing golf and Playstation 2.

CAREER HIGHS

Points

24 vs. UMKC (12/9/06)

Field Goals Made

7 vs. UMKC (12/9/06)

3 Pt. Field Goals Made

7 vs. UMKC (12/9/06)

Free Throws Made

6 vs. Hawaii Pacific (12/22/05)

Free Throws Attempted

7 vs. Hawaii Pacific (12/22/05)

Rebounds

3, twice

Assists

2 vs. Nicholls State (11/12/06)

Steals

1, several times

Blocked Shots

1 vs. Nicholls State (11/12/06)

Minutes Played

24 at Illinois State (1/9/07)

CAREER STATS

Year	G-GS	FG-FGA	Pct.	3FG-3FGA	Pct.	FT-FTA	Pct.	Reb.-Avg.	PF	A	TO	B	S	Pts.-Avg.
2006-07	30-0	43-98	.439	40-95	.421	19-23	.826	22-0.7	24	9	7	1	6	145-4.8
2005-06	13-0	13-32	.406	11-27	.407	12-13	.923	6-0.5	7	1	5	0	2	49-3.8
2004-05	22-0	10-29	.345	5-21	.238	4-6	.667	6-0.3	5	2	3	0	2	29-1.3
2003-04														
Totals	65-0	66-159	.415	56-143	.392	35-42	.833	34-0.5	36	12	15	1	10	223-3.4

Redshirted



5' 11" • 175 lbs.
Guard • Senior
Webster City, Iowa
Webster City

14

Junior (2006-07)

Led the Panthers and was fourth in the MVC in three-point field goal percentage (.479)... reached double-figures in scoring 10 times, including seven of last nine games... scored career-high 16 points against Missouri State 2/10... scored 15 points at Evansville (2/3), making 4-of-7 from the floor and 6-of-6 at the free throw line... tallied 14 points at Missouri State 1/18, made 5-of-7 shots from the floor (including 4-of-5 on three pointers)... scored 13 points, making three three-pointers, against Wichita State 1/30... scored 12 points in season-opening win over Nicholls State (11/12)... made 4-of-6 three-pointers against NSU, with two steals and two assists, in career-best 39 minutes played... also had 12 points against Southern Illinois 1/6, hitting 4-of-5 field goals and all four of his free throws... had 11 points and two assists in 17 minutes against Wartburg 12/20... was 3-for-3 from three-point land that night against the Knights... scored 10 points (5-of-6 shooting) against UW-Milwaukee 11/19... added career-high five rebounds and three assists versus UWM... held Iowa's Adam Haluska, the Big Ten's leading scorer, to nine points on 3-of-10 shooting 12/5.

Sophomore (2005-06)

Played in all 33 games... had nine points against UMKC Dec. 10... also had four assists in 16 minutes against Kangaroos... scored eight points with one assist against Indiana State Feb. 4... played 15 minutes in double overtime win over Southern Illinois Jan. 16, including all of the second OT... scored six points Nov. 20 against Western Carolina in season opener Nov. 20... hit two three-pointers, and had one rebound and one assist in 13 minutes versus WCU... scored two points in 11 minutes of action against Upper Iowa Nov. 27... hit his only shot attempt, a three-pointer, against Loyola Dec. 3.

Redshirt Freshman (2004-05)

Appeared in 13 games... scored four points in five minutes against Longwood Dec. 23... had three points in eight minutes against Wagner Dec. 21... played four minutes in season-opener against Wayne State Nov. 21... scored two points and had one assist against UMKC Dec. 11.

Freshman (2003-04)

Redshirted.

High School

Broke into the starting varsity lineup as a sophomore, helping lead the Lynx to the Class 3A state tournament... averaged 26.9 points, eight assists and 4.2 steals as a junior while shooting 52.5 percent overall, 48 percent from three-point range and 85.3 percent at the line... as a senior, averaged 26.1 points, 8.1 assists, 4.3 steals, 5.3 rebounds while making 45 percent of his treys, 51.5 percent overall, and 83 percent of his free throws... had seven games scoring 30 or more points, with a high of 37... tallied 1,458 career points in three years... school's career scoring leader... three-time unanimous all-North Central Conference... conference's leading scorer as a junior and senior when he also led the league in assists... two-time first team Des Moines Register all-stater, first team all-state Iowa Newspaper Assoc., three-time all-district, three-time IBCA Junior Select All-Star Team selection... also recruited by Oregon, Harvard, Ohio, Manhattan, Creighton and Wichita State.

Personal

Born [redacted], in Iowa City, Iowa... son of Bob and the late Sandy Josten... chose UNI because of the coaching staff and the program.



CAREER HIGHS

- Points**
16 vs. Missouri State (2/10/06)
- Field Goals Made**
6 vs. Missouri State (2/10/06)
- 3 Pt. Field Goals Made**
4, twice
- Free Throws Made**
7 at Bradley (2/20/07)
- Free Throws Attempted**
8 at Bradley (2/20/07)
- Rebounds**
5 vs. UW-Milwaukee (11/19/06)
- Assists**
4, twice
- Steals**
2, several times
- Blocked Shots**
1 at Illinois State (1/14/06)
- Minutes Played**
39 vs. Nicholls State (11/12/06)

CAREER STATS

Year	G-GS	FG-FGA	Pct.	3FG-3FGA	Pct.	FT-FTA	Pct.	Reb.-Avg.	PF	A	TO	B	S	Pts.-Avg.
2006-07	31-31	82-181	.453	35-73	.479	43-50	.860	23-0.7	55	42	34	0	17	242-7.8
2005-06	33-0	19-48	.396	9-25	.360	6-9	.667	11-0.3	18	16	11	1	4	53-1.6
2004-05	13-0	4-6	.667	1-2	.500	0-0	.000	2-0.2	3	2	3	0	1	9-0.8
2003-04														
Totals	77-31	105-235	.447	45-100	.450	49-59	.831	36-0.5	76	60	48	1	22	304-3.9

Redshirted



6' 3" • 200 lbs.
Guard • Junior
Richfield, Minnesota
Richfield

21

Sophomore (2006-07)

Started first 27 games of the year, came off the bench the final four...scored in double digits 12 times...tied career high with 16 points and grabbed career-best seven boards against Pepperdine 11/13...made 6-of-10 shots (including 2-of-3 three-pointers) against the Waves...also tallied 16 points in career-high 38 minutes against Iowa State 11/29...made 7-of-14 shots (including 2-of-5 three-pointers) against the Cyclones...scored 15 points versus Missouri State 1/18, connecting on season-best three three-pointers...connected on career-best 4-of-5 from three-point range at Southern Illinois 1/23...came off the bench for 15 points (6-of-7 shooting) at Bradley 2/20...recorded 15 points, hitting 4-of-6 from the floor and 5-of-6 free throws, at Evansville 2/3...had 12 points and was 5-of-7 from the floor against Bradley 12/27...scored 14 points and grabbed three boards against Indiana State 1/20...scored 11 points, connecting on 5-of-7 from the field, versus UW-Milwaukee 11/9...had 10 points, three rebounds and three assists at Loyola 12/16...scored 10 points in 18 minutes against Evansville 1/3.

Freshman (2005-06)

Scored career-best 16 points in 25 minutes against Indiana State Feb. 4...was 6-for-7 from the field with a pair of three-pointers against the Sycamores...had 12 points (including three

three-pointers) and four rebounds at Illinois State Jan. 14...tallied nine points (on three three-pointers) against Bucknell Feb. 18...scored eight points in collegiate debut Nov. 20 against Western Carolina...was 2-for-2 from the field and 4-of-4 from the free throw line versus WCU...also grabbed three rebounds and had one assist against Catamounts...had eight points and four rebounds in nine minutes against Drake Jan. 21...scored seven points in 12 minutes versus Hawaii Pacific Dec. 22...scored six points on two three-pointers Jan. 11 against Creighton...had five points in 11 minutes at Western Michigan Nov. 23...scored six points against Florida A&M Dec. 17...had career-best three assists against UMKC Dec. 10.

High School

Averaged 20.1 points, 7.2 rebounds and 4.1 assists per game as a senior at Richfield High School...three-year starter for the Spartans...first-team all-state as a senior...finalist for Minnesota "Mr. Basketball"...team finished second in the state for Class 3A his senior season.

Personal

Son of Tom and Julie Brown...born [redacted] in Spencer, Minn...majoring in leisure services...was academic all-state in 2005...enjoys fishing and hanging out with friends.



CAREER HIGHS

Points

16, several times

Field Goals Made

7 vs. Iowa State (11/29/06)

3 Pt. Field Goals Made

4 at Southern Illinois (1/23/07)

Free Throws Made

6 vs. Indiana State (1/20/07)

Free Throws Attempted

7 vs. Indiana State (1/20/07)

Rebounds

7 vs. Pepperdine (11/13/06)

Assists

3, twice

Steals

2, several times

Blocked Shots

1 at Bradley (2/20/07)

Minutes Played

38 vs. Iowa State (11/29/06)

CAREER STATS

Year	G-GS	FG-FGA	Pct.	3FG-3FGA	Pct.	FT-FTA	Pct.	Reb.-Avg.	PF	A	TO	B	S	Pts.-Avg.
2006-07	31-27	85-205	.415	35-105	.333	39-50	.780	58-1.9	83	19	44	1	12	244-7.9
2005-06	28-0	31-69	.449	16-34	.471	19-22	.864	33-1.2	26	4	17	0	7	97-3.5
Totals	59-27	116-274	.423	51-139	.367	58-72	.806	91	109	23	61	1	19	341-5.8



6' 4" • 195 lbs.
Guard • Junior
Waterloo, Iowa
East/Iowa

25

At UNI (2006-07)

Redshirted, sitting out the one year mandated by NCAA transfer rules.

At Iowa (2004-06)


Played in 53 games for the Hawkeyes with one start... had a career-best 14 points against Drake on 11/30/04 ... scored nine points against Arizona State on 12/20/05.

High School

Was 2004 "Mr. Basketball" in the state of Iowa... also Gatorade Player of the Year... was MVP of the 2004 Goalsetters All-Star Game... East Waterloo was state champion his junior year and state runner up both his sophomore and senior seasons... averaged 21.9 points, 6.7 rebounds and 4.3 assists per game his senior year... team had a combined record of 90-12 over his four years... four year member of the honor roll.

Personal

Son of Walter Reed, Jr. and Geneva Reed... enjoys watching movies, playing video games and hanging out with friends... favorite quote is "If God is with me, than who can be against me?"





CAREER HIGHS

Points
14 at Drake (11/30/04)

FGM
4 at Drake (11/30/04)

3FGM
2 at Drake (11/30/04)

FTM
4 at Drake (11/30/04)

Rebounds
3, several times

Assists
5 vs. Purdue (1/22/05)

Steals
3, twice

Blocks
1 at Ohio State (1/8/05)

Minutes Played
23 at Drake (11/30/04)

CAREER STATS

Year	G-GS	FG-FGA	Pct.	3FG-3FGA	Pct.	FT-FTA	Pct.	Reb.-Avg.	PF	A	TO	B	S	Pts.-Avg.
2006-07								Redshirted						
2005-06*	21-0	13-44	.295	5-26	.192	6-11	.545	19-0.9	6	11	12	0	7	37-1.8
2004-05*	32-1	24-65	.369	13-40	.325	21-30	.700	35-1.1	18	25	23	2	8	82-2.6
Totals	53-1	37-109	.340	18-66	.273	27-41	.659	54-1.0	24	36	35	2	15	119-2.2

*at Iowa



6' 2" • 200 lbs.
Guard • Sophomore
Oakdale, Minnesota
Tartan

11

Freshman (2006-07)

True freshman point guard averaged 13 minutes per contest... appeared in 30 games, starting the last four contests of the season...

made first career start Feb. 17 at #11 Nevada... tied career-high with nine points and added three assists against the Wolf Pack... had seven points, two assists and one steal in 18 minutes at Bradley 2/20... played 23 minutes against Bucknell 12/2, grabbing four rebounds and dishing out three assists... had five points, three rebounds and career-best six assists against Wartburg 12/20... scored nine points (on 3-of-4 shooting) against Pepperdine 11/13, with two assists... had seven points in 17 minutes versus South Dakota State 11/24... tallied five points in 11 minutes against Southern Illinois 1/23... was a perfect 4-for-4 from the line at Evansville 2/3... scored three points in three minutes against #17 Washington 11/14... saw 16 minutes of action against Iowa State (11/29) with two assists and three rebounds... had five points and two assists versus UMKC 12/9... dished out four assists in 14 minutes against Indiana State 1/20.

High School

A first-team all-state selection as a senior... scored more than 1,000 points in his high school career... two-time all-metro all-defensive team selection... averaged more than 20 points per game as a senior... was a four-year starter at point guard... helped Tartan to more than 90 wins over four seasons... attended same high school as current Panther Eric Coleman and former UNI player Erik Crawford.

Personal

Son of Kwami and Kafui Ahelegbe... goes by the name "Ka-JOE"... last name is pronounced "Uh-HELLIG-buh"... chose UNI because of the basketball program and it was close to home... enjoys playing X-box.

CAREER HIGHS

- Points**
9, twice
- Field Goals Made**
3, twice
- 3 Pt. Field Goals Made**
2, twice
- Free Throws Made**
4 at Evansville (2/3/07)
- Free Throws Attempted**
4 at Evansville (2/3/07)
- Rebounds**
4 at Bucknell (12/2/06)
- Assists**
6 vs. Wartburg (12/20/06)
- Steals**
2, several times
- Blocked Shots**
1 at Missouri State (1/18/07)
- Minutes Played**
24 at #11 Nevada (2/17/07)

Year	G-GS	FG-FGA	Pct.	3FG-3FGA	Pct.	FT-FTA	Pct.	Reb.-Avg.	PF	A	TO	B	S	Pts.-Avg.
2006-07	30-4	25-70	.357	14-39	.359	14-22	.636	33-1.1	41	37	33	1	12	78-2.6

CAREER STATS

53

7' 1" • 265 lbs.

Center • Sophomore
Bellevue, Iowa
Marquette



UNIVERSITY

COACHING STAFF

2007-08 PANTHERS

2006-07 REVIEW

OPPONENTS

HISTORY

Freshman (2006-07)

First seven-footer ever to play at UNI...named MVC Newcomer of the Week Nov. 20... averaged 3.6 points and 2.1 rebounds in just 7.5 minutes per game...had career-high 11 points and five rebounds at #11 Nevada 2/17... hit all four of his field goal attempts (including a three-pointer) versus the Wolf Pack...scored eight points and grabbed seven rebounds in 14 minutes against Pepperdine 11/13...tallied seven points in just 10 minutes of play against #17 Washington 11/14...had seven points and six rebounds in 14 minutes against UMKC 12/9...scored seven points, with three rebounds versus Wartburg 12/20...was a perfect 5-for-5 at the free throw line that night...had six points in nine minutes of action at Indiana State 2/5... posted six points and grabbed three boards in eight minutes against Missouri State 2/10... scored five points and grabbed two rebounds in seven minutes at Illinois State 1/9...had four points, five rebounds and three blocked shots at Iowa 12/5...injured left knee in practice Jan. 14 and missed five games.

High School

Three-year first-team all-state selection... conference MVP as both a junior and senior... team finished 27-1 his senior year and was runner-up at state...was MVP of the state tournament...averaged 25 points, 14 rebounds and five blocks per game as a senior...averaged 26 points, 14 rebounds and five blocks per game as a junior...put up 18 points and 12 rebounds per contest as a sophomore... team posted a combined record of 77-6 with him in the starting lineup over three years.

Personal

Son of Jerry Eglseder and Ann Jacobs... enjoys playing golf and bowling...mom and dad have been biggest influences in his life because of their support... first seven-footer to ever sign with UNI.

CAREER HIGHS

- Points**
11 at #11 Nevada (2/17/07)
- Field Goals Made**
4, twice
- 3 Pt. Field Goals Made**
1 at #11 Nevada (2/17/07)
- Free Throws Made**
5 vs. Wartburg (12/20/06)
- Free Throws Attempted**
5 vs. Wartburg (12/20/06)
- Rebounds**
7 vs. Pepperdine (11/13/06)
- Assists**
0
- Steals**
1 vs. UW-Milwaukee (11/19/06)
- Blocked Shots**
3 at Iowa (12/5/06)
- Minutes Played**
17 at #11 Nevada (2/17/07)

CAREER STATS

Year	G-GS	FG-FGA	Pct.	3FG-3FGA	Pct.	FT-FTA	Pct.	Reb.-Avg.	PF	A	TO	B	S	Pts.-Avg.
2006-07	23-0	33-58	.569	1-2	.500	15-20	.750	13-36	49-2.1	20	12	8	1	82-3.6



6' 1" • 170 lbs.
 Guard • Sophomore
 Spencer, Iowa
 Spencer

10

Redshirt Freshman (2006-07)

Reserve point guard saw action in nine games...played a career-high six minutes against UMKC Dec. 6...had two assists and one rebound that night against the Kangaroos.

Freshman (2005-06)


Redshirted.

High School

Lettered in four sports at Spencer High School: Basketball, football, baseball and tennis...averaged 20.4 points, 9.8 assists, 7.3 rebounds and 5.0 steals per game as a senior...ended career with 1,200 points, 539 assists and 277 steals...holds school records for assists and steals...ended career third all-time in scoring...was first Spencer player ever to have more than 1,000 points and 500 assists...first team all-state...as a senior finished fifth in the state in tennis singles...placed fourth that year in doubles, and was second in the state in doubles as a sophomore.

Personal

Son of Bob and Pam Haak... Born [redacted] in Spencer...majoring in finance...brother, Matt, played at Northwestern (Iowa) College... was coached in high school by his father.



CAREER STATS

Year	G-GS	FG-FGA	Pct.	3FG-3FGA	Pct.	FT-FTA	Pct.	Reb.-Avg.	PF	A	TO	B	S	Pts.-Avg.
2006-07	9-0	0-2	.000	0-2	.000	0-0	.000	1-0.1	1	3	2	0	0	0-0.0

34

6' 8" • 225 lbs.
Forward • Sophomore
Ashwaubenon, Wisconsin
Ashwaubenon



UNIVERSITY

COACHING STAFF

2007-08 PANTHERS

2006-07 REVIEW

OPPONENTS

HISTORY

Freshman (2006-07)

True freshman appeared in every game off the bench... scored nine points in 24 minutes against Pepperdine 11/13... hit both of his field goal attempts, all five free throws, and grabbed seven boards versus Waves... tallied eight points and grabbed five rebounds against Loyola 12/16... had seven points, two rebounds and one block at Creighton 2/13... posted seven points, three rebounds and three assists against Illinois State 2/24... scored seven points against Illinois State 1/9... had six points versus Southern Illinois 1/6... had four points and four rebounds against UW-Milwaukee 11/19... grabbed five rebounds at #11 Nevada 2/17... scored four points, had two rebounds and one block against Drake 1/27... tallied four points and grabbed two boards at Evansville 2/3... grabbed two rebounds in eight minutes against Iowa State 11/29.

High School

First team WBCA all-state selection as a senior... averaged 19 points, seven rebounds and three assists per game... led team in scoring, rebounding, blocks, steals, field goal percentage and free throw percentage... team finished 24-1 and qualified for the state tournament... unanimous pick for his conference's player of the year... played in WBCA all-star game.

Personal

Son of Brian and Donna Koch... has two brothers, Jake and Ben, and a sister, Madeline... father played basketball at Wisconsin-Stevens Point.

CAREER HIGHS

- Points**
9 vs. Pepperdine (11/13/06)
- Field Goals Made**
4 at Loyola (12/16/06)
- 3 Pt. Field Goals Made**
1, twice
- Free Throws Made**
5, twice
- Free Throws Attempted**
7 at Creighton (2/13/07)
- Rebounds**
7 vs. Pepperdine (11/13/06)
- Assists**
3 vs. Illinois State (2/24/07)
- Steals**
1, several times
- Blocked Shots**
1, several times
- Minutes Played**
24 vs. Pepperdine (11/13/06)



CAREER STATS

Year	G-GS	FG-FGA	Pct.	3FG-3FGA	Pct.	FT-FTA	Pct.	Reb.-Avg.	PF	A	TO	B	S	Pts.-Avg.
2006-07	31-0	27-78	.346	2-24	.083	32-47	.681	68-2.2	38	12	24	5	6	88-2.8



22

6' 6" • 190 lbs.
Guard • Freshman
Bondurant, Iowa
Bondurant-Farrar

Freshman (2006-07)
Redshirted.

High School
Was a four-year letterwinner in basketball... averaged 28.1 points and 5.6 rebounds per game as a senior... shot 55 percent from the field and 82 percent at the foul line... ended his career eighth all-time in the Iowa high school history in scoring with 2,205 points... team was 93-9 during his four-year

career... finished fourth at state as a junior and third at state as a senior... IBCA Class 2A player of the year... two time first-team all-state selection.

Personal
Son of Joe and Lori Dunham... born in Des Moines, Iowa... biggest influence in his life are his parents... enjoys hanging out with friends, watching television and going to movies.

KERWIN DUNHAM

Freshman (2006-07)
Redshirted.


High School
Point guard for Charles City high... first team all-state selection in 2006... two time all-conference pick... team won conference title as a senior with 20-2 record... played in northeast Iowa all-star game and Goalsetters all-star game... also a standout golfer, earning three letters and first-team all-conference accolades as a senior

... Earned IHSAA Academic Achievement award.

Personal
Son of Mike and Paula Molstead... has four siblings: Jordan, Jared, Julia and Jackson... born in Waterloo, Iowa... majoring in business... father, Mike, was a kicker on the UNI football team, and his older brother, Jordan, played golf for the Panthers.


5' 8" • 165 lbs.
Guard • Freshman
Charles City, Iowa
Charles City

01



JOSH MOLSTEAD





6' 10" • 220 lbs.
Forward • Freshman
Johnston, Iowa
Johnston

40

High School

Named State of Iowa Gatorade Player of the Year for 2007 ... averaged 19.1 points, 11.3 rebounds and 2.5 blocks per game his senior season ... was a first-team all-state selection as a senior ... Averaged 16.8 points, 8.2 rebounds and 2.4 blocks per game as a junior ... garnered first-team all-conference honors his last three seasons ... earned third team all-state accolades as a sophomore and was named second team all-state as a junior ... In the summer of 2006, he

participated in the prestigious Nike All-America camp in Indianapolis, Ind.

Personal

Full name is Brent Tyler Barz ... son of Kurt and Amber Barz ... has a sister, Tiffany ... born in Des Moines, Iowa ... both his mother and father attended UNI ... chose to attend UNI because of his relationship with the coaching staff ... enjoys hanging out with friends and playing basketball in his spare time.

BRENT BARZ

High School
Earned 12 letters in three sports – basketball, football and track ... senior year, basketball team finished 25-3 and were conference champions ... averaged 21.2 points, five rebounds and four assists per game ... shot 51.3 percent from three-point range as a senior, the eighth-best percentage in Minnesota high school history ... school's all-time leading scorer with 1,565 points ... also school's career leader in assists and steals ... first-team all-state


as a senior ... in football, holds school's career records for receptions and receiving yards.

Personal

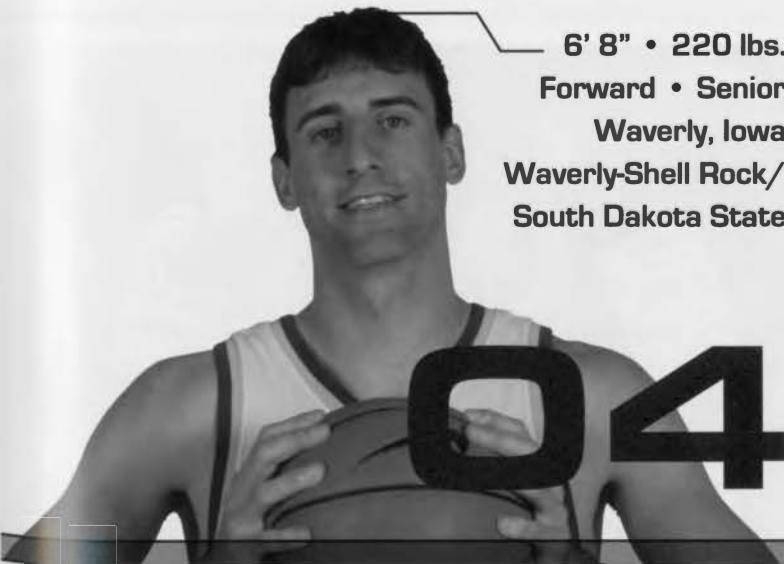
Full name is Andrew Garrett Lundberg ... son of David and Debra Lundberg ... born in Owatonna ... his uncle, Jon, wrestled at Augustana and in the Pan-American games ... enjoys listening to music, watching TV and going to movies ... was a high school honor roll student.

6' 1" • 180 lbs.
Guard • Freshman
Owatonna, Minnesota
Owatonna

00



DREW LUNDBERG



6' 8" • 220 lbs.
Forward • Senior
Waverly, Iowa
Waverly-Shell Rock/
South Dakota State

04

At South Dakota State

Played two years for the Jackrabbits, in the 2003-04 and 2004-05 seasons ... as a freshman, averaged 8.6 points and 5.0 rebounds per game, making 15 starts ... as a sophomore, averaged 9.6 points and a team-best 6.8 rebounds per contest, again starting 15 games.

all-conference honoree ... his 2002 team posted a perfect 21-0 regular season record ... team advanced to the state tournament his senior year of 2003.


Personal

Son of Wayne and LuAnn Green ... born in Waterloo ... has a younger sister, Jen ... majoring in marketing.

High School

Was a two-time first-team all state selection at Waverly-Shell Rock High School, in 2002 and 2003 ... three-time

JOE GREEN



6' 4" • 210 lbs.
Guard • Freshman
Chicago, Illinois
Lincoln Park

High School

He was ranked as the 20th best 2007 recruit overall in Illinois, and the fourth best shooting guard, by ChicagoHoops.com ... he averaged 16 points, seven rebounds and three assists per game as a senior for Lincoln Park High School ... team finished 23-6 his senior season, playing in the rugged Chicago Public League ... Lincoln Park claimed the 2006 championship of the prestigious Big Dipper Holiday Basketball Tournament in Illinois ... a four-year starter.

Personal

Son of Randall and Renee Montgomery ... has a brother, Jeremy ... cousin is JaVale McGee, who plays basketball at the University of Nevada ... born in Chicago, Ill. ... growing up, had a job working as an usher at Comiskey Park for the Chicago White Sox ... enjoys going to movies and playing cards in his spare time.

JON MONTGOMERY

High School

As a senior, named Illinois Class A Player of the Year by IllinoisPrepHoops.com ... first-team all-state class A choice of Chicago Sun-Times ... averaged 19.0 points, 10.6 rebounds, 4.0 blocks and 3.0 assists per game ... shot an amazing 76 percent from the field as a senior ... senior year, his team was ranked #1 in the state and qualified for state, ending the year with a


sparkling 33-1 record ... scored 2,118 career points and grabbed 1,124 rebounds in prep career.

Personal


Full name is Lucas James O'Rear ... son of Michael O'Rear ... has a brother, Calvin ... born in Nashville, Ill. ... majoring in education ... enjoys hunting and fishing in his spare time.

6' 6" • 240 lbs.
Forward • Freshman
Nashville, Illinois
Nashville Community

32



LUCAS O'REAR





2005-06 Game-By-Game

Opponent	Date	GS	Min	FG	FGA	Pct	3FG	FGA	Pct	FT	FTA	Pct	REBOUNDS			PF	FO	A	TO	Blk	Stl	Pts	Avg		
													Off	Def	Tot										
vs Western Carolina	11-20-05	*	26	7	9	.778	0	0	.000	3	6	.500	2	4	6	6.0	3	0	1	1	1	0	17	17.0	
at Western Michigan	11-23-05	*	27	4	7	.571	0	0	.000	1	2	.500	2	9	11	8.5	4	0	1	1	1	0	9	13.0	
UPPER IOWA	11-27-05	*	20	5	7	.714	0	0	.000	1	2	.500	2	3	5	7.3	1	0	2	2	0	1	11	12.3	
at Iowa State	11-29-05	*	35	9	15	.600	0	0	.000	1	3	.333	7	0	7	7.3	3	0	4	2	2	0	19	14.0	
LOYOLA-CHICAGO	12-03-05	*	24	5	7	.714	0	0	.000	5	5	1.000	4	2	6	7.0	1	0	0	1	3	0	15	14.2	
#12 IOWA	12-06-05	*	41	8	14	.571	0	0	.000	3	4	.750	2	4	6	6.8	1	0	2	3	1	1	19	15.0	
UMKC	12-10-05	*	23	6	8	.750	0	0	.000	0	1	.000	6	8	14	7.9	1	0	0	3	0	0	12	14.6	
FLORIDA A&M	12-17-05	*	27	3	6	.500	0	0	.000	1	3	.333	4	4	8	7.9	3	0	6	2	0	0	7	13.6	
at LSU	12-19-05	*	36	3	10	.300	0	0	.000	1	2	.500	1	6	7	7.8	1	0	3	2	0	0	7	12.9	
vs Hawaii Pacific	12-22-05	*	19	0	2	.000	0	0	.000	2	5	.400	0	7	7	7.7	3	0	2	2	1	2	2	11.8	
vs Dayton	12-23-05	*	35	4	9	.444	0	0	.000	4	12	.333	1	3	4	7.4	1	0	3	0	1	0	12	11.8	
at Bradley	12-28-05	*	29	4	8	.500	0	0	.000	4	6	.667	4	5	9	7.5	2	0	4	1	0	0	12	11.8	
EVANSVILLE	12-31-05	*	32	4	8	.500	0	0	.000	4	6	.667	6	4	10	7.7	1	0	1	2	1	0	12	11.8	
ILLINOIS STATE	01-02-06	*	18	7	11	.636	0	0	.000	2	2	1.000	3	4	7	7.6	1	0	1	2	0	0	16	12.1	
at Wichita State	01-05-06	*	21	4	10	.400	0	0	.000	1	1	1.000	2	2	4	7.4	1	0	0	0	0	0	9	11.9	
at Missouri State	01-07-06	*	19	4	5	.800	0	0	.000	5	6	.833	2	1	3	7.1	3	0	1	1	1	2	13	12.0	
CREIGHTON	01-11-06	*	23	3	6	.500	0	0	.000	1	5	.200	1	3	4	6.9	3	0	1	0	0	1	7	11.7	
at Illinois State	01-14-06	*	28	6	9	.667	0	0	.000	1	1	1.000	2	12	14	7.3	2	0	3	0	1	0	13	11.8	
SOUTHERN ILLINOIS	01-16-06	*	47	6	13	.462	0	0	.000	10	14	.714	3	12	15	7.7	2	0	2	5	0	1	22	12.3	
DRAKE	01-21-06	*	28	3	4	.750	0	0	.000	4	4	1.000	3	2	5	7.6	4	0	4	2	0	0	10	12.2	
at Evansville	01-25-06	*	23	4	7	.571	0	0	.000	0	0	.000	3	4	7	7.6	4	0	4	3	0	0	8	12.0	
at Drake	01-28-06	*	30	4	8	.500	0	0	.000	2	5	.400	1	8	9	7.6	2	0	0	2	1	0	10	11.9	
at Creighton	01-31-06	*	35	6	10	.600	0	0	.000	1	2	.500	4	3	7	7.6	3	0	1	3	1	2	13	12.0	
INDIANA STATE	02-04-06	*	20	3	7	.429	0	0	.000	3	4	.750	1	6	7	7.6	3	0	3	4	0	0	9	11.8	
WICHITA STATE	02-07-06	*	39	9	12	.750	0	0	.000	2	6	.333	1	7	8	7.6	1	0	1	1	1	0	20	12.2	
MISSOURI STATE	02-11-06	*	23	3	6	.500	0	0	.000	2	2	1.000	0	2	2	7.4	3	0	1	1	0	0	8	12.0	
at Indiana State	02-14-06	*	27	7	9	.778	0	0	.000	4	7	.571	1	3	4	7.3	4	0	1	5	0	2	18	12.2	
#24 BUCKNELL	02-18-06	*	34	7	11	.636	0	0	.000	1	3	.333	2	6	8	7.3	2	0	3	0	0	2	15	12.3	
BRADLEY	02-22-06	*	24	4	6	.667	0	1	.000	0	0	.000	0	1	1	7.1	2	0	0	1	0	1	8	12.2	
at Southern Illinois	02-25-06	*	29	3	7	.429	0	0	.000	0	0	.000	0	5	5	7.0	2	0	0	2	2	1	6	12.0	
vs Missouri State	03-03-06	*	26	2	5	.400	0	0	.000	1	2	.500	2	8	10	7.1	1	0	1	4	0	1	5	11.7	
vs Southern Illinois	03-04-06	*	26	2	4	.500	0	0	.000	5	8	.625	4	3	7	7.1	2	0	0	2	0	1	9	11.7	
vs #23 Georgetown	03-17-06	*	22	3	3	1.000	0	0	.000	1	2	.500	0	3	3	7.0	2	0	0	0	0	0	7	11.5	
Totals			33	916	152	263	.578	0	1	.000	76	131	.580	76	154	230	7.0	72	0	56	60	18	18	380	11.5

ACTIVE PLAYERS GAME BY GAME

2006-07 Game-By-Game

Opponent	Date	GS	Min	FG	FGA	Pct	3FG	FGA	Pct	FT	FTA	Pct	REBOUNDS				PF	FO	A	TO	Blk	Stl	Pts	Avg
													Off	Def	Tot	Avg								
vs Nicholls State	11-12-06	*	30	6	11	.545	0	0	.000	4	7	.571	9	6	15	15.0	0	0	0	3	0	0	16	16.0
vs Pepperdine	11-13-06	*	17	3	6	.500	0	0	.000	3	3	1.000	2	4	6	10.5	3	0	1	1	2	0	9	12.5
at #17 Washington	11-14-06	*	25	7	10	.700	0	0	.000	2	4	.500	1	8	9	10.0	5	1	3	4	0	1	16	13.7
UW-MILWAUKEE	11-19-06	*	17	7	10	.700	0	0	.000	1	2	.500	1	2	3	8.3	4	0	1	1	0	0	15	14.0
SOUTH DAKOTA STATE	11-24-06	*	33	5	10	.500	0	0	.000	6	9	.667	4	3	7	8.0	2	0	4	3	2	2	16	14.4
IOWA STATE	11-29-06	*	32	8	17	.471	0	0	.000	1	4	.250	3	8	11	8.5	2	0	1	3	0	2	17	14.8
at Bucknell	12-02-06	*	33	6	8	.750	0	0	.000	2	4	.500	4	6	10	8.7	1	0	0	1	1	0	14	14.7
at Iowa	12-05-06	*	37	6	16	.375	0	0	.000	9	11	.818	6	9	15	9.5	1	0	1	0	3	0	21	15.5
UMKC	12-09-06	*	19	7	8	.875	0	0	.000	1	3	.333	3	10	13	9.9	1	0	2	1	0	0	15	15.4
at Loyola	12-16-06	*	36	5	10	.500	0	0	.000	2	3	.667	2	13	15	10.4	5	1	2	2	3	0	12	15.1
WARTBURG	12-20-06	*	21	5	6	.833	0	0	.000	2	4	.500	0	3	3	9.7	0	0	0	2	1	2	12	14.8
BRADLEY	12-27-06	*	33	7	13	.538	0	0	.000	2	5	.400	2	12	14	10.1	3	0	2	1	3	0	16	14.9
at #16 Wichita State	12-30-06	*	25	4	6	.667	0	0	.000	3	5	.600	1	10	11	10.2	4	0	2	5	0	1	11	14.6
EVANSVILLE	01-03-07	*	28	2	6	.333	0	0	.000	3	7	.429	2	4	6	9.9	4	0	0	2	2	2	7	14.1
SOUTHERN ILLINOIS	01-06-07	*	27	3	5	.600	0	0	.000	6	9	.667	0	6	6	9.6	1	0	0	2	0	1	12	13.9
at Illinois State	01-09-07	*	35	4	8	.500	0	0	.000	4	7	.571	3	4	7	9.4	4	0	5	4	3	3	12	13.8
CREIGHTON	01-12-07	*	31	5	9	.556	0	0	.000	3	5	.600	2	4	6	9.2	5	1	2	1	0	2	13	13.8
at Missouri State	01-18-07	*	30	4	8	.500	0	0	.000	2	7	.286	2	8	10	9.3	2	0	3	3	1	1	10	13.6
INDIANA STATE	01-20-07	*	23	4	5	.800	0	0	.000	4	4	1.000	2	7	9	9.3	4	0	2	3	0	1	12	13.5
at Southern Illinois	01-23-07	*	32	2	5	.400	0	0	.000	2	2	1.000	1	5	6	9.1	1	0	0	5	2	0	6	13.1
at Drake	01-27-07	*	35	6	12	.500	0	0	.000	3	4	.750	6	8	14	9.3	4	0	0	1	1	1	15	13.2
WICHITA STATE	01-30-07	*	37	8	17	.471	0	0	.000	3	5	.600	3	7	10	9.4	2	0	2	1	1	1	19	13.5
at Evansville	02-03-07	*	23	2	5	.400	0	0	.000	12	16	.750	4	8	12	9.5	4	0	2	2	0	1	16	13.6
at Indiana State	02-05-07	*	24	4	6	.667	0	0	.000	1	2	.500	1	6	7	9.4	4	0	0	4	0	0	9	13.4
DRAKE	02-08-07	*	36	6	11	.545	0	0	.000	3	5	.600	4	4	8	9.3	1	0	6	4	2	0	15	13.4
MISSOURI STATE	02-10-07	*	31	2	7	.286	0	0	.000	5	9	.556	0	9	9	9.3	5	1	3	3	1	0	9	13.3
at Creighton	02-13-07	*	25	3	13	.231	0	0	.000	2	2	1.000	3	4	7	9.2	2	0	2	3	0	1	8	13.1
at #11 Nevada	02-17-07	*	24	7	12	.583	0	0	.000	2	4	.500	3	6	9	9.2	4	0	1	3	0	0	16	13.2
at Bradley	02-20-07	*	32	7	10	.700	0	0	.000	0	0	.000	1	9	10	9.2	3	0	2	3	1	0	14	13.2
ILLINOIS STATE	02-24-07	*	26	6	8	.750	0	0	.000	3	5	.600	1	6	7	9.2	4	0	3	1	0	0	15	13.3
vs Bradley	03-02-07	*	27	3	9	.333	0	0	.000	2	4	.500	1	5	6	9.1	3	0	0	3	1	0	8	13.1
Totals			31	884	154	.537	0	0	.000	98	161	.609	77	204	281	9.1	88	4	52	75	30	22	406	13.1

JORDAN EGLSEDER, SOPHOMORE, CENTER

2006-07 Game-By-Game

Opponent	Date	GS	Min	FG	FGA	Pct	3FG	FGA	Pct	FT	FTA	Pct	REBOUNDS				PF	FO	A	TO	Blk	Stl	Pts	Avg	
													Off	Def	Tot	Avg									
vs Nicholls State	11-12-06		2	0	0	.000	0	0	.000	0	0	.000	0	0	0	0.0	0	0	0	0	0	0	0	0	0.0
vs Pepperdine	11-13-06		14	4	7	.571	0	0	.000	0	0	.000	3	4	7	3.5	2	0	0	0	0	0	0	8	4.0
at #17 Washington	11-14-06		10	3	3	1.000	0	0	.000	1	1	1.000	0	0	0	2.3	2	0	0	1	0	0	7	5.0	
UW-MILWAUKEE	11-19-06		11	2	5	.400	0	0	.000	1	2	.500	1	5	6	3.3	3	0	0	0	1	1	5	5.0	
SOUTH DAKOTA STATE	11-24-06		5	0	2	.000	0	0	.000	0	0	.000	0	1	1	2.8	0	0	0	1	1	0	0	4.0	
IOWA STATE	11-29-06		9	0	3	.000	0	0	.000	0	0	.000	0	1	1	2.5	1	0	0	1	0	0	0	3.3	
at Bucknell	12-02-06		7	1	2	.500	0	0	.000	0	0	.000	0	1	1	2.3	1	0	0	1	1	0	2	3.1	
at Iowa	12-05-06		12	1	3	.333	0	0	.000	2	2	1.000	0	5	5	2.6	2	0	0	2	3	0	4	3.3	
UMKC	12-09-06		14	2	2	1.000	0	0	.000	3	4	.750	1	5	6	3.0	1	0	0	0	0	0	7	3.7	
at Loyola	12-16-06		4	1	1	1.000	0	0	.000	0	0	.000	0	2	2	2.9	1	0	0	0	0	0	2	3.5	
WARTBURG	12-20-06		13	1	2	.500	0	0	.000	5	5	1.000	1	2	3	2.9	2	0	0	2	1	0	7	3.8	
at #16 Wichita State	12-30-06		4	1	2	.500	0	0	.000	0	0	.000	1	0	1	2.8	0	0	0	0	0	0	2	3.7	
EVANSVILLE	01-03-07		1	1	2	.500	0	0	.000	0	0	.000	1	0	1	2.6	0	0	0	0	0	0	2	3.5	
SOUTHERN ILLINOIS	01-06-07		3	1	1	1.000	0	0	.000	0	0	.000	0	1	1	2.5	0	0	0	0	0	0	2	3.4	
at Illinois State	01-09-07		7	2	2	1.000	0	0	.000	1	2	.500	0	2	2	2.5	1	0	0	0	0	0	5	3.5	
at Evansville	02-03-07		6	1	1	1.000	0	0	.000	0	0	.000	0	0	0	2.3	0	0	0	1	0	0	2	3.4	
at Indiana State	02-05-07		9	3	5	.600	0	1	.000	0	1	.000	0	0	0	2.2	0	0	0	0	0	0	6	3.6	
DRAKE	02-08-07		1	0	0	.000	0	0	.000	0	0	.000	0	1	1	2.1	0	0	0	0	0	0	0	3.4	
MISSOURI STATE	02-10-07		8	3	6	.500	0	0	.000	0	0	.000	1	2	3	2.2	0	0	0	0	0	0	6	3.5	
at Creighton	02-13-07		4	0	2	.000	0	0	.000	0	0	.000	1	1	2	2.2	1	0	0	0	0	0	0	3.4	
at #11 Nevada	02-17-07		17	4	4	1.000	1	1	1.000	2	3	.667	2	3	5	2.3	1	0	0	3	1	0	11	3.7	
at Bradley	02-20-07		6	2	2	1.000	0	0	.000	0	0	.000	0	0	0	2.2	1	0	0	0	0	0	4	3.7	
ILLINOIS STATE	02-24-07		5	0	1	.000	0	0	.000	0	0	.000	1	0	1	2.1	1	0	0	0	0	0	0	3.6	
Totals			0	172	33	.569	1	2	.500	15	20	.750	13	36	49	2.1	20	0	0	12	8	1	82	3.6	

BRIAN HAAK, SOPHOMORE, GUARD

Opponent	Date	GS	Min	FG	FGA	Pct	3FG	FGA	Pct	FT	FTA	Pct	REBOUNDS				PF	FO	A	TO	Blk	Stl	Pts	Avg	
													Off	Def	Tot	Avg									
vs Pepperdine	11-13-06		3	0	0	.000	0	0	.000	0	0	.000	0	0	0	0.0	0	0	0	1	0	0	0	0	0.0
at #17 Washington	11-14-06		1	0	0	.000	0	0	.000	0	0	.000	0	0	0	0.0	0	0	0	0	0	0	0	0	0.0
UW-MILWAUKEE	11-19-06		1	0	0	.000	0	0	.000	0	0	.000	0	0	0	0.0	0	0	0	0	0	0	0	0	0.0
SOUTH DAKOTA STATE	11-24-06		0	0	0	.000	0	0	.000	0	0	.000	0	0	0	0.0	0	0	0	0	0	0	0	0	0.0
UMKC	12-09-06		6	0	0	.000	0	0	.000	0	0	.000	0	1	1	0.2	1	0	2	1	0	0	0	0	0.0
WARTBURG	12-20-06		2	0	1	.000	0	1	.000	0	0	.000	0	0	0	0.2	0	0	0	0	0	0	0	0	0.0
at Drake	01-27-07		0	0	0	.000	0	0	.000	0	0	.000	0	0	0	0.1	0	0	0	0	0	0	0	0	0.0
at Evansville	02-03-07		1	0	0	.000	0	0	.000	0	0	.000	0	0	0	0.1	0	0	0	0	0	0	0	0	0.0
at #11 Nevada	02-17-07		2	0	1	.000	0	1	.000	0	0	.000	0	0	0	0.1	0	0	1	0	0	0	0	0	0.0
Totals		0	16	0	2	.000	0	2	.000	0	0	.000	0	1	1	0.1	1	0	3	2	0	0	0	0	0.0

JARED JOSTEN, SENIOR, GUARD

2004-05 Game-By-Game

Opponent	Date	GS	Min	FG	FGA	Pct	3FG	FGA	Pct	FT	FTA	Pct	REBOUNDS				PF	FO	A	TO	Blk	Stl	Pts	Avg	
													Off	Def	Tot	Avg									
WAYNE STATE	11/21/04		4	0	0	.000	0	0	.000	0	0	.000	0	0	0	0.0	0	0	0	1	0	0	0	0	0.0
IOWA STATE	12/01/04		1	0	0	.000	0	0	.000	0	0	.000	0	0	0	0.0	0	0	0	0	0	0	0	0	0.0
at UMKC	12/11/04		3	1	1	1.000	0	0	.000	0	0	.000	0	1	1	0.3	0	0	1	0	0	0	2	0.7	
UW-GREEN BAY	12/15/04		1	0	0	.000	0	0	.000	0	0	.000	0	0	0	0.3	1	0	0	0	0	0	0	0	0.5
WAGNER	12/21/04		8	1	1	1.000	1	1	1.000	0	0	.000	0	0	0	0.2	0	0	1	0	0	0	3	1.0	
LONGWOOD	12/23/04		5	2	2	1.000	0	0	.000	0	0	.000	0	0	0	0.2	0	0	0	1	0	0	4	1.5	
vs Valparaiso	12/30/04		6	0	0	.000	0	0	.000	0	0	.000	0	1	1	0.3	0	0	0	0	0	0	0	1.3	
ILLINOIS STATE	01/03/05		1	0	0	.000	0	0	.000	0	0	.000	0	0	0	0.3	0	0	0	1	0	0	0	1.1	
at Evansville	01/07/05		5	0	2	.000	0	1	.000	0	0	.000	0	0	0	0.2	1	0	0	0	0	0	0	1.0	
at Indiana State	01/09/05		4	0	0	.000	0	0	.000	0	0	.000	0	0	0	0.2	0	0	0	0	0	1	0	0.9	
at Drake	01/29/05		2	0	0	.000	0	0	.000	0	0	.000	0	0	0	0.2	1	0	0	0	0	0	0	0.8	
EVANSVILLE	02/02/05		0	0	0	.000	0	0	.000	0	0	.000	0	0	0	0.2	0	0	0	0	0	0	0	0.8	
WESTERN MICHIGAN	02/19/05		0	0	0	.000	0	0	.000	0	0	.000	0	0	0	0.2	0	0	0	0	0	0	0	0.7	
Totals		0	40	4	6	.667	1	2	.500	0	0	.000	0	2	2	0.2	3	0	2	3	0	1	9	0.7	



ADAM KOCH, SOPHOMORE, FORWARD

2006-07 Game-By-Game

Opponent	Date	GS	Min	FG	FGA	Pct	3FG	FGA	Pct	FT	FTA	Pct	REBOUNDS				PF	FO	A	TO	Bik	Stl	Pts	Avg		
													Off	Def	Tot	Avg										
vs Nicholls State	11-12-06	4	1	2	500	0	1	000	0	0	0	000	1	1	2	2.0	0	0	0	1	0	0	0	2	2.0	
vs Pepperdine	11-13-06	24	2	2	1.000	0	0	000	5	5	1.000	1	6	7	4.5	1	0	0	1	0	0	1	0	1	9	5.5
at #17 Washington	11-14-06	11	0	2	.000	0	0	000	0	0	.000	0	2	2	3.7	1	0	0	0	0	0	0	0	0	0	3.7
UW-MILWAUKEE	11-19-06	22	2	5	.400	0	2	.000	0	1	.000	0	4	4	3.8	1	0	0	2	1	0	0	4	4	3.8	
SOUTH DAKOTA STATE	11-24-06	17	0	4	.000	0	3	.000	2	2	1.000	1	2	3	3.6	2	0	1	0	0	0	0	0	2	3.4	
IOWA STATE	11-29-06	8	0	2	.000	0	2	.000	0	0	.000	0	2	3	3.3	0	0	0	0	0	0	0	0	0	0	2.8
at Bucknell	12-02-06	8	0	2	.000	0	2	.000	0	0	.000	0	0	0	2.9	0	0	0	0	0	0	0	0	0	0	2.4
at Iowa	12-05-06	4	0	0	.000	0	0	.000	0	0	.000	0	1	1	2.6	0	0	0	1	0	0	0	0	0	0	2.1
UMKC	12-09-06	18	1	4	.250	0	3	.000	0	2	.000	0	3	3	2.7	1	0	1	1	0	0	0	0	2	2.1	
at Loyola	12-16-06	17	4	9	.444	0	1	.000	0	0	.000	3	3	6	3.0	1	0	0	0	0	0	0	0	8	2.7	
WARTBURG	12-20-06	17	2	5	.400	1	3	.333	1	4	.250	1	1	2	2.9	0	0	0	2	0	0	0	0	6	3.0	
BRADLEY	12-27-06	17	0	1	.000	0	0	.000	1	2	.500	0	1	1	2.8	2	0	2	0	0	1	1	1	2	2.8	
at #16 Wichita State	12-30-06	16	1	2	.500	0	0	.000	2	3	.667	0	3	3	2.8	3	0	2	0	0	0	0	4	2.9		
EVANSVILLE	01-03-07	17	0	3	.000	0	0	.000	2	2	1.000	1	2	3	2.8	2	0	1	2	0	0	0	0	2	2.9	
SOUTHERN ILLINOIS	01-06-07	14	3	5	.600	0	0	.000	0	0	.000	0	1	1	2.7	1	0	0	0	1	0	0	6	3.1		
at Illinois State	01-09-07	18	2	5	.400	0	2	.000	3	4	.750	0	1	1	2.6	1	0	0	2	0	1	1	7	3.3		
CREIGHTON	01-12-07	10	0	1	.000	0	0	.000	2	2	1.000	0	0	0	2.4	1	0	0	1	0	0	1	0	2	3.2	
at Missouri State	01-18-07	16	0	1	.000	0	0	.000	4	6	.667	2	1	3	2.4	3	0	0	2	0	1	4	3.3			
INDIANA STATE	01-20-07	18	0	1	.000	0	1	.000	1	2	.500	0	2	2	2.4	4	0	0	3	0	0	1	1	3.2		
at Southern Illinois	01-23-07	14	0	0	.000	0	0	.000	0	0	.000	0	2	2	2.4	1	0	0	1	0	0	0	0	0	3.0	
at Drake	01-27-07	13	1	1	1.000	0	0	.000	2	2	1.000	1	1	2	2.4	0	0	0	0	1	0	4	3.0			
WICHITA STATE	01-30-07	12	1	3	.333	0	0	.000	0	0	.000	1	2	3	2.4	1	0	1	0	1	0	1	0	2	3.0	
at Evansville	02-03-07	20	2	5	.400	0	1	.000	0	0	.000	0	2	2	2.4	1	0	0	0	0	0	0	4	3.0		
at Indiana State	02-05-07	13	0	1	.000	0	1	.000	0	0	.000	0	0	0	2.3	2	0	0	1	0	1	0	1	0	2.9	
DRAKE	02-08-07	6	0	0	.000	0	0	.000	0	0	.000	0	0	0	2.2	1	0	0	1	0	0	0	0	0	2.8	
MISSOURI STATE	02-10-07	7	1	2	.500	0	0	.000	0	0	.000	0	0	0	2.1	2	0	1	0	0	0	0	2	2.8		
at Creighton	02-13-07	19	1	2	.500	0	1	.000	5	7	.714	1	1	2	2.1	1	0	0	0	1	0	0	1	0	7	2.9
at #11 Nevada	02-17-07	16	0	2	.000	0	0	.000	2	2	1.000	2	3	5	2.2	1	0	0	0	0	1	2	2.9			
at Bradley	02-20-07	12	0	1	.000	0	0	.000	0	0	.000	0	3	3	2.2	2	0	0	1	0	0	0	0	0	2.8	
ILLINOIS STATE	02-24-07	16	3	5	.600	1	1	1.000	0	1	.000	2	1	3	2.3	2	0	3	1	0	0	7	2.9			
vs Bradley	03-02-07	6	0	0	.000	0	0	.000	0	0	.000	0	0	0	2.2	0	0	0	1	0	0	0	0	0	2.8	
Totals		0	430	27	78	.346	2	24	.083	32	47	.681	17	51	68	2.2	38	0	12	24	5	6	88	2.8		

ADAM VIET, SENIOR, GUARD

2004-05 Game-By-Game

Opponent	Date	GS	Min	FG	FGA	Pct	3FG	FGA	Pct	FT	FTA	Pct	REBOUNDS				PF	FO	A	TO	Bik	Stl	Pts	Avg	
													Off	Def	Tot	Avg									
WAYNE STATE	11/21/04	8	1	1	1.000	0	0	.000	1	2	.500	0	1	1	1.0	0	0	0	0	0	0	0	3	3.0	
at Cincinnati	11/24/04	1	0	0	.000	0	0	.000	0	0	.000	1	0	1	1.0	0	0	0	0	0	0	0	0	0	1.5
IOWA STATE	12/01/04	1	0	0	.000	0	0	.000	0	0	.000	0	0	0	0.7	0	0	0	0	0	0	0	0	0	1.0
at #17 Iowa	12/07/04	0	0	0	.000	0	0	.000	0	0	.000	0	0	0	0.5	0	0	0	0	0	0	0	0	0	0.8
at UMKC	12/11/04	7	1	4	.250	1	4	.250	0	0	.000	0	1	1	0.6	1	0	1	1	0	0	0	3	1.2	
UW-GREEN BAY	12/15/04	1	0	0	.000	0	0	.000	0	0	.000	0	0	0	0.5	0	0	0	0	0	0	0	0	0	1.0
WAGNER	12/21/04	13	3	6	.500	2	4	.500	0	0	.000	0	1	1	0.6	0	0	1	1	0	0	0	8	2.0	
LONGWOOD	12/23/04	6	0	1	.000	0	1	.000	2	2	1.000	0	1	1	0.6	0	0	0	0	0	0	0	2	2.0	
vs Valparaiso	12/30/04	9	2	2	1.000	1	1	1.000	0	0	.000	0	0	0	0.6	0	0	0	0	0	0	0	5	2.3	
vs Northwestern State	12/31/04	2	0	2	.000	0	2	.000	1	2	.500	0	0	0	0.5	0	0	0	0	0	0	0	1	2.2	
ILLINOIS STATE	01/03/05	1	0	0	.000	0	0	.000	0	0	.000	0	0	0	0.5	0	0	0	0	0	0	0	0	0	2.0
at Evansville	01/07/05	6	0	1	.000	0	1	.000	0	0	.000	0	0	0	0.4	1	0	0	0	0	0	1	0	1.8	
at Indiana State	01/09/05	10	1	3	.333	0	0	.000	0	0	.000	0	0	0	0.4	1	0	0	1	0	0	0	2	1.8	
WICHITA STATE	01/24/05	0	0	1	.000	0	1	.000	0	0	.000	0	0	0	0.4	0	0	0	0	0	0	0	0	0	1.7
INDIANA STATE	01/26/05	0	0	1	.000	0	1	.000	0	0	.000	0	0	0	0.3	0	0	0	0	0	0	0	0	0	1.6
at Drake	01/29/05	7	1	5	.200	1	5	.200	0	0	.000	0	0	0	0.3	1	0	0	0	0	0	1	3	1.7	
EVANSVILLE	02/02/05	1	0	0	.000	0	0	.000	0	0	.000	0	0	0	0.3	0	0	0	0	0	0	0	0	0	1.6
at Creighton	02/09/05	0	0	0	.000	0	0	.000	0	0	.000	0	0	0	0.3	0	0	0	0	0	0	0	0	0	1.5
DRAKE	02/16/05	4	1	2	.500	0	1	.000	0	0	.000	0	1	1	0.3	0	0	0	0	0	0	0	2	1.5	
WESTERN MICHIGAN	02/19/05	0	0	0	.000	0	0	.000	0	0	.000	0	0	0	0.3	0	0	0	0	0	0	0	0	0	1.5
BRADLEY	02/26/05	1	0	0	.000	0	0	.000	0	0	.000	0	0	0	0.3	0	0	0	0	0	0	0	0	0	1.4
vs Missouri State	03/05/05	1	0	0	.000	0	0	.000	0	0	.000	0	0	0	0.3	1	0	0	0	0	0	0	0	0	1.3
Totals		0	79	10	29	.345	5	21	.238	4	6	.667	1	5	6	0.3	5	0	2	3	0	2	29	1.3	

ACTIVE PLAYERS GAME BY GAME




2005-06 Game-By-Game

Opponent	Date	GS	Min	FG	FGA	Pct	3FG	FGA	Pct	FT	FTA	Pct	REBOUNDS				PF	FO	A	TO	Blk	Stl	Pts	Avg
													Off	Def	Tot	Avg								
vs Western Carolina	11-20-05	9	1	3	.333	0	2	.000	0	0	.000	0	0	0	0.0	1	0	0	0	0	0	2	2.0	
at Western Michigan	11-23-05	2	0	1	.000	0	1	.000	0	0	.000	0	1	1	0.5	0	0	0	0	0	0	0	0	1.0
UPPER IOWA	11-27-05	16	2	5	.400	2	5	.400	2	2	1.000	0	2	2	1.0	2	0	0	0	0	0	1	8	3.3
LOYOLA-CHICAGO	12-03-05	10	2	3	.667	2	2	1.000	0	0	.000	0	0	0	0.8	2	0	1	3	0	1	6	4.0	
UMKC	12-10-05	12	5	8	.625	5	8	.625	0	0	.000	0	1	1	0.8	0	0	0	0	0	0	15	6.2	
FLORIDA A&M	12-17-05	10	2	3	.667	1	2	.500	2	2	1.000	0	1	1	0.8	0	0	0	1	0	0	7	6.3	
at LSU	12-19-05	8	1	2	.500	1	2	.500	0	0	.000	0	0	0	0.7	0	0	0	0	0	0	3	5.9	
vs Hawaii Pacific	12-22-05	10	0	1	.000	0	1	.000	6	7	.857	0	0	0	0.6	1	0	0	0	0	0	6	5.9	
vs Dayton	12-23-05	4	0	2	.000	0	2	.000	2	2	1.000	0	0	0	0.6	1	0	0	1	0	0	2	5.4	
at Wichita State	01-05-06	3	0	1	.000	0	1	.000	0	0	.000	0	0	0	0.5	0	0	0	0	0	0	0	4.9	
at Creighton	01-31-06	4	0	1	.000	0	1	.000	0	0	.000	0	0	0	0.5	0	0	0	0	0	0	0	4.5	
INDIANA STATE	02-04-06	4	0	1	.000	0	0	.000	0	0	.000	0	1	1	0.5	0	0	0	0	0	0	0	4.1	
BRADLEY	02-22-06	2	0	1	.000	0	0	.000	0	0	.000	0	0	0	0.5	0	0	0	0	0	0	0	3.8	
Totals		0	94	13	32	.406	11	27	.407	12	13	.923	0	6	6	0.5	7	0	1	5	0	2	49	3.8

2006-07 Game-By-Game

Opponent	Date	GS	Min	FG	FGA	Pct	3FG	FGA	Pct	FT	FTA	Pct	REBOUNDS				PF	FO	A	TO	Blk	Stl	Pts	Avg
													Off	Def	Tot	Avg								
vs Nicholls State	11-12-06	22	3	7	.429	3	7	.429	2	2	1.000	0	2	2	2.0	1	0	2	0	1	0	11	11.0	
vs Pepperdine	11-13-06	9	0	0	.000	0	0	.000	0	0	.000	0	0	0	1.0	1	0	0	1	0	0	0	5.5	
at #17 Washington	11-14-06	17	2	6	.333	2	6	.333	0	1	.000	0	1	1	1.0	2	0	1	0	0	0	6	5.7	
UW-MILWAUKEE	11-19-06	3	0	0	.000	0	0	.000	0	0	.000	0	0	0	0.8	1	0	0	0	0	0	0	4.3	
SOUTH DAKOTA STATE	11-24-06	20	3	4	.750	3	4	.750	2	2	1.000	0	1	1	0.8	2	0	0	0	0	0	11	5.6	
IOWA STATE	11-29-06	7	0	0	.000	0	0	.000	0	0	.000	0	2	2	1.0	0	0	0	0	0	0	0	4.7	
at Bucknell	12-02-06	13	0	3	.000	0	3	.000	0	0	.000	0	0	0	0.9	0	0	1	0	0	0	0	4.0	
at Iowa	12-05-06	3	0	1	.000	0	1	.000	0	1	.000	0	0	0	0.8	0	0	0	0	0	0	0	3.5	
UMKC	12-09-06	23	7	8	.875	7	8	.875	3	4	.750	0	0	0	0.7	1	0	1	1	0	1	24	5.8	
at Loyola	12-16-06	12	2	4	.500	1	3	.333	0	0	.000	1	1	2	0.8	0	0	0	0	0	0	5	5.7	
WARTBURG	12-20-06	22	5	7	.714	5	7	.714	1	1	1.000	1	1	2	0.9	1	0	1	0	0	0	16	6.6	
BRADLEY	12-27-06	18	2	5	.400	2	5	.400	2	2	1.000	1	2	3	1.1	2	0	0	2	0	0	8	6.8	
at #16 Wichita State	12-30-06	11	2	5	.400	2	5	.400	0	0	.000	0	0	0	1.0	0	0	0	1	0	1	6	6.7	
EVANSVILLE	01-03-07	23	3	6	.500	2	5	.400	3	4	.750	0	0	0	0.9	0	0	0	0	0	1	11	7.0	
SOUTHERN ILLINOIS	01-06-07	20	3	5	.600	2	4	.500	2	2	1.000	1	2	3	1.1	2	0	0	0	0	1	10	7.2	
at Illinois State	01-09-07	24	3	7	.429	3	7	.429	0	0	.000	0	0	0	1.0	2	0	1	0	0	1	9	7.3	
CREIGHTON	01-12-07	19	2	4	.500	2	4	.500	0	0	.000	0	1	1	1.0	2	0	0	0	0	0	6	7.2	
at Missouri State	01-18-07	7	1	1	1.000	1	1	1.000	0	0	.000	0	0	0	0.9	2	0	0	0	0	0	3	7.0	
INDIANA STATE	01-20-07	22	2	6	.333	2	6	.333	4	4	1.000	0	0	0	0.9	0	0	0	0	0	0	10	7.2	
at Southern Illinois	01-23-07	8	0	0	.000	0	0	.000	0	0	.000	0	0	0	0.9	0	0	0	1	0	1	0	6.8	
at Drake	01-27-07	17	1	4	.250	1	4	.250	0	0	.000	0	1	1	0.9	0	0	1	0	0	0	3	6.6	
WICHITA STATE	01-30-07	11	0	3	.000	0	3	.000	0	0	.000	1	0	1	0.9	0	0	1	0	0	0	0	6.3	
at Evansville	02-03-07	3	0	0	.000	0	0	.000	0	0	.000	0	1	1	0.9	2	0	0	1	0	0	0	6.0	
at Indiana State	02-05-07	16	1	2	.500	1	2	.500	0	0	.000	0	0	0	0.8	0	0	0	0	0	0	3	5.9	
DRAKE	02-08-07	14	0	6	.000	0	6	.000	0	0	.000	1	0	1	0.8	0	0	0	0	0	0	0	5.7	
MISSOURI STATE	02-10-07	3	0	0	.000	0	0	.000	0	0	.000	0	0	0	0.8	1	0	0	0	0	0	0	5.5	
at Creighton	02-13-07	13	0	2	.000	0	2	.000	0	0	.000	0	0	0	0.8	1	0	0	0	0	0	0	5.3	
at Bradley	02-20-07	3	1	1	1.000	1	1	1.000	0	0	.000	0	0	0	0.8	0	0	0	0	0	0	3	5.2	
ILLINOIS STATE	02-24-07	0	0	0	.000	0	0	.000	0	0	.000	0	0	0	0.7	0	0	0	0	0	0	0	5.0	
vs Bradley	03-02-07	3	0	1	.000	0	1	.000	0	0	.000	0	1	1	0.7	1	0	0	0	0	0	0	4.8	
Totals		0	386	43	98	.439	40	95	.421	19	23	.826	6	16	22	0.7	24	0	9	7	1	6	145	4.8



2006-07 REVIEW

Season in Review.....	72-73
Team Stats.....	74
Team Results.....	75
Superlatives.....	76
Game by Game Stats.....	77
Scoring/Rebounding/Assists.....	78
Situational Stats.....	79
MVC Final Standings.....	80
All-Conference Teams.....	80
MVC Individual Stats (All Games).....	81
MVC Team Stats (All Games).....	82
MVC Individual Stats (Conf. Games).....	83
MVC Team Stats (Conf. Games).....	84
2006-07 Senior Stats.....	85
2006-07 Box Scores.....	86-90

SEASON IN REVIEW

When the 2006-07 started, UNI was coming off three straight NCAA tournament appearances, including two straight at-large bids to the Big Dance. But the Panthers were also replacing two starters and the team's sixth man – Ben Jacobson, John Little and Erik Crawford – each of whom had been key cogs in UNI's three straight postseason berths.

But there were plenty of key pieces returning, under the direction of first-year head coach Ben Jacobson (no relation to the graduated star guard). Jacobson, who had been the team's top assistant coach the previous five seasons, moved into the big chair when Greg McDermott left to take over the coaching reins at Iowa State.

Most notably in the Panthers arsenal were three starters, in senior point guard Brooks McKowen, senior forward Grant Stout, and junior center Eric Coleman. McKowen had started at lead guard for UNI since his freshman season, while Coleman was also a starter since his rookie campaign. Stout, a key reserve as a freshman, had been a starter since his sophomore year. Entering the season, it was on the backs of those three players, along with a recruiting class that was the most highly-touted in UNI history, that the Panthers' fate might be determined.

Things got off to a good start for UNI, as the team took two of its first three games at the Basketball Travelers Classic in Seattle, Wash. The Panthers opened with a 68-63 win over Nicholls State, and followed that up by destroying Pepperdine, 83-58. UNI then faced 17th-ranked Washington, and held the lead for much of the game, before falling 70-61.

The Panthers got right back on the winning track, however, running off six straight victories after that. Included in there was the first-ever game in UNI's new on-campus home, the McLeod Center, as the Panthers defeated UW-Milwaukee, 69-58, on Nov. 19. UNI also defeated Iowa State, 70-57 in McDermott's homecoming to Cedar Falls, and also claimed the program's first-ever win at Iowa with a 57-55 win Dec. 5. The victories over the Cyclones and Hawkeyes was just the second time in program history UNI had defeated both schools in the same season.


After a road loss to Loyola-Chicago, UNI reeled off five more wins in a row. The Panthers started Missouri Valley Conference play with a 76-65 home win over Bradley on ESPN2, and then posted a 63-59 win at 16th-ranked Wichita State – the program's first-ever road win over a ranked team. UNI returned home and defeated Evansville and Southern Illinois, with the win over the Salukis putting the Panthers at 13-2 overall, 4-0 in the Valley.

UNI then dropped back-to-back games for the first time, suffering a 67-64 overtime loss at Illinois State, and an eight-point home loss to Creighton. But UNI rebounded with two more wins, including a 75-65 win at Missouri State.

The turning point of the season might have come on Jan. 23, when the Panthers traveled to face Southern Illinois. One of the toughest places to win in the nation, UNI had a chance to get out of SIU Arena with a win, but Travis Brown's three-point attempt with the clock running down missed, and the Salukis escaped with a 56-54 victory. Unfortunately, that started a downward slide for the Panthers, as they dropped eight of their next nine games, six of them on the road.

UNI rallied with a 79-70 win at Bradley and defeated Illinois State on senior night at the McLeod Center, receiving the #5 seed in the 2007 State Farm Missouri Valley Conference tournament. UNI fell behind early but rallied to take the lead late against fourth-seeded Bradley, but the Braves hit a three-pointer at the buzzer to post a 51-48 win.

The Panthers finished the year 18-13 overall, 9-9 in the MVC.





UNI SEASON NOTES

- When seniors Brooks McKowen and Grant Stout hit the floor against Bradley Feb. 20, the pair moved into first place all-time at UNI in games played. They ended their careers with 127 games each appeared in. The previous record holders were former teammates Ben Jacobson and John Little, who each played in 124 games from 2003-06.
- Against Missouri State Feb. 10, senior point guard McKowen set UNI's single-season record for assists. McKowen ended the year with 179 helpers, having broken the record of Dale Turner (152, 1989-90). McKowen ended his career second on UNI's career chart for assists with 425.
- The Panthers have won 83 games since the start of the 2003-04 season, marking the most successful four-year stretch in school history. The Panthers are 83-44 over that four-year span, having advanced to the NCAA tournament three of the past four seasons. UNI won at least 21 games in three of the past four years, including tying the school record for wins in 2005-06 with 23. The second-best four-year victory total is 70, as UNI went 70-22 from 1960-61 through 1963-64, when UNI was a Division II school known as Iowa State Teachers College.
- UNI's 13-2 start to the season was the school's second-best since UNI turned Division I in the 1981 season. The Panthers started 14-2 two seasons ago for the school's best start as a DI program. UNI's all-time best start to a season was in 1963-64, when coach Norm Stewart led UNI (then a Division II school known as Iowa State Teachers College) to a 10-0 (and eventually a 19-1) start to the season.
- Junior center Eric Coleman averaged 9.1 rebounds per game and senior forward Grant Stout averaged 9.0 rebounds per contest, ranking them first and second, respectively, in the Missouri Valley Conference in boards. They were the only teammates in all of NCAA basketball to each average better than 9.0 rebounds per contest.
- McKowen was honored Feb. 8 by being named first team Academic All-District VII, by CoSIDA (College Sports Information Directors of America). He averaged 10.6 points, 3.9 rebounds and 5.8 assists per game -- all career highs -- and ranked 14th in the nation in assists. McKowen held a 3.53 cumulative grade point average with a major in physical education.
- Against Wichita State Jan. 30, Coleman became the 30th UNI player to reach 1,000 career points, and ended the year ranked 19th on the Panthers career scoring list with 1,128 points. That made him just the fifth Panther to top the 1,000 point mark in scoring before his senior season, since the school turned Division I in 1981. The other four players to reach 1,000 points before the start of their senior campaigns during the DI era are the top four scorers in UNI history -- center Jason Reese (2,033 -- 1987-90), guard Randy Kraayenbrink (2,004 -- 1983-86), guard Ben Jacobson (1,787 -- 2003-06) and guard Jason Daisy (1,721 -- 1993-97).
- Senior forward Stout, who ended his career with 222 blocks, has been UNI's career leader in blocked shots since midway through his junior season. Stout moved into second place on the Missouri Valley Conference all-time blocks list against Wichita State Jan. 30, passing Wichita State's Antoine Carr (209, 1980-83). The Valley's all-time blocks leader is Creighton's Benoit Benjamin (411, 1983-85). Stout also ranks third on UNI's career rebounding list with 920 boards, having passed Ken Huelman (818 -- 1967-69) against Southern Illinois Jan. 23. The only two players ahead of Stout on UNI's career rebounding chart are Pete Spoden (1,104 -1960-64) and Jim Jackson (1,097 - 1959-61). Stout is the Panthers' all-time leading rebounder since the school became a Division I program in 1981, having passed former great Jason Reese (1987-90 -- 773) for that honor against Illinois State on Jan. 9.
- UNI tied a school-record with 15 three-pointers against Wartburg Dec. 20, and it was also the most ever made by UNI in a home game. The Panthers had made 15 treys in a game twice before, at Nebraska (12/16/95) and at Drake (2/25/04). In addition, the 27 combined threes between the Panthers and Wartburg was the most ever by two teams in a UNI game.
- UNI's win over Iowa Dec. 5, coupled with the Nov. 29 victory over Iowa State, marked just the second time ever that UNI has defeated both the Panthers and Cyclones in the same season. The other time it happened was under head coach Eldon Miller in the 1997-98 campaign, when the Panthers won at Iowa State (54-48) and topped Iowa in the UNI-Dome (84-78).

TEAM STATS

RECORD

	OVERALL	HOME	AWAY	NEUTRAL
All Games	18-13	10-4	6-8	2-1
Conference	9-9	5-4	4-5	0-0
Non-Conference	9-4	5-0	2-3	2-1

ATTENDANCE SUMMARY


	GAMES	TOTALS	AVG/GAME
Home	14	88170	6298
Away	14	109769	7841
Neutral	3	16186	5395
TOTAL	31	214125	6907

	GP-GS	FG-FGA	FG%	3FG-FGA	3PT%	FT-FTA	FT%	PTS	PTS/G	MIN	OREB	DREB	TOT	Avg.	PF-FO	A	TO	BS	ST
Coleman, Eric	31-31	154-287	.537	0-0	.000	98-161	.609	406	13.1	884	77	204	281	9.1	88-4	52	75	30	22
Stout, Grant	31-31	142-303	.469	34-90	.378	72-112	.643	390	12.6	934	70	208	278	9.0	73-1	53	43	50	18
McKowen, Brooks	31-31	99-243	.407	31-98	.316	100-128	.781	329	10.6	1077	8	114	122	3.9	78-2	179	97	3	34
Brown, Travis	31-27	85-205	.415	35-105	.333	39-50	.780	244	7.9	790	29	29	58	1.9	83-3	19	44	1	12
Josten, Jared	31-31	82-181	.453	35-73	.479	43-50	.860	242	7.8	909	4	19	23	0.7	55-1	42	34	0	17
Viet, Adam	30-0	43-98	.439	40-95	.421	19-23	.826	145	4.8	386	6	16	22	0.7	24-0	9	7	1	6
Eglseder, Jordan	23-0	33-58	.569	1-2	.500	15-20	.750	82	3.6	172	13	36	49	2.1	20-0	0	12	8	1
Koch, Adam	31-0	27-78	.346	2-24	.083	32-47	.681	88	2.8	430	17	51	68	2.2	38-0	12	24	5	6
Ahelegbe, Kwadzo	30-4	25-70	.357	14-39	.359	14-22	.636	78	2.6	423	3	30	33	1.1	41-0	37	33	1	12
Jones, Stephen	24-0	10-22	.455	9-20	.450	4-7	.571	33	1.4	191	2	8	10	0.4	7-0	8	7	0	4
Griffin, Tyler	7-0	1-7	.143	1-7	.143	0-0	.000	3	0.4	13	0	0	0	0.0	2-0	0	0	0	0
Haak, Brian	9-0	0-2	.000	0-2	.000	0-0	.000	0	0.0	16	0	1	1	0.1	1-0	3	2	0	0
Total	31	701-1554	.451	202-555	.364	436-620	.703	2040	65.8	6225	282	766	1048	33.8	511-11	414	386	99	132
Opponents	31	692-1666	.415	233-626	.372	330-463	.713	1947	62.8	6225	287	668	955	30.7	585-19	361	350	76	165

TEAM STATISTICS

	UNI	OPP
Scoring	2040	1947
Points per game	65.8	62.8
Scoring margin	+3.0	-
Field Goals-Att	701-1554	692-1666
Field goal pct	.451	.415
3 Point FG-att	202-555	233-626
3-point FG pct	.364	.372
3-pt FG made per game	6.5	7.5
Free Throws-Att	436-620	330-463
Free throw pct	.703	.713
Rebounds	1048	955
Rebounds per game	33.8	30.8
Rebounding margin	+3.0	-
Assists	414	361
Assists per game	13.4	11.6
Turnovers	386	350
Turnovers per game	12.5	11.3
Turnover margin	-1.2	-
Assist/turnover ratio	1.1	1.0
Steals	132	165
Steals per game	4.3	5.3
Blocks	99	76
Blocks per game	3.2	2.5

Score by Periods:	1st	2nd	OT	Total
Northern Iowa	927	1108	5	2040
Opponents	864	1075	8	1947



DATE	OPPONENT	SCORE	ATTEND	HIGH POINTS	HIGH REBOUNDS
11-12-06	vs Nicholls State	W 68-63	500	(16)Coleman, Eric	(15)Coleman, Eric
11-13-06	vs Pepperdine	W 83-58	500	(16)Brown, Travis	(7)Eglseder, Jordan (7)Brown, Travis (7)Koch, Adam
11-14-06	at #17 Washington	61-70 L	9771	(17)Stout, Grant	(10)Stout, Grant
11-19-06	UW-MILWAUKEE	W 69-58	6108	(15)Coleman, Eric	(8)Stout, Grant
11-24-06	SOUTH DAKOTA STATE	W 69-56	5663	(16)Coleman, Eric	(8)Stout, Grant
11-29-06	IOWA STATE	W 70-57	9517	(27)McKowen, Brooks	(11)Coleman, Eric
12-02-06	at Bucknell	W 57-48	4011	(17)McKowen, Brooks	(10)Coleman, Eric
12-05-06	at Iowa	W 57-55	11047	(21)Coleman, Eric	(15)Coleman, Eric
12-09-06	UMKC	W 85-53	5127	(24)Viet, Adam	(13)Coleman, Eric
12-16-06	at Loyola	67-76 L	3261	(18)McKowen, Brooks	(15)Coleman, Eric
12-20-06	WARTBURG	W 83-61	5112	(16)Viet, Adam	(7)Stout, Grant
12-27-06	*BRADLEY	W 76-65	6511	(17)Stout, Grant	(15)Stout, Grant
12-30-06	*at #16 Wichita State	W 63-59	10478	(17)Stout, Grant	(11)Coleman, Eric
01-03-07	*EVANSVILLE	W 64-61	5134	(17)Stout, Grant	(10)Stout, Grant
01-06-07	*SOUTHERN ILLINOIS	W 66-61	6731	(13)Stout, Grant	(11)Stout, Grant
01-09-07	*at Illinois State	64-67 L(OT)	3585	(12)Coleman, Eric (12)McKowen, Brooks	(9)McKowen, Brooks
01-12-07	*CREIGHTON	54-62 L	6877	(13)McKowen, Brooks (13)Coleman, Eric	(11)Stout, Grant
01-18-07	*at Missouri State	W 75-65	8923	(15)Stout, Grant (15)Brown, Travis	(12)Stout, Grant
01-20-07	*INDIANA STATE	W 74-64	6929	(23)Stout, Grant	(12)Stout, Grant
01-23-07	*at Southern Illinois	54-56 L	8007	(17)McKowen, Brooks	(13)Stout, Grant
01-27-07	*at Drake	61-74 L	7248	(15)Coleman, Eric	(14)Coleman, Eric
01-30-07	*WICHITA STATE	61-67 L	5970	(22)Stout, Grant	(13)Stout, Grant
02-03-07	*at Evansville	W 79-71	5592	(16)Coleman, Eric	(12)Coleman, Eric
02-05-07	*at Indiana State	46-59 L	3397	(11)McKowen, Brooks (11)Josten, Jared	(7)Coleman, Eric
02-08-07	*DRAKE	59-67 L	5758	(17)Stout, Grant	(14)Stout, Grant
02-10-07	*MISSOURI STATE	58-62 L	6616	(16)Josten, Jared	(10)Stout, Grant
02-13-07	*at Creighton	55-66 L	14814	(15)McKowen, Brooks	(8)Stout, Grant
02-17-07	at #11 Nevada	64-79 L	10586	(16)Coleman, Eric	(9)Coleman, Eric
02-20-07	*at Bradley	W 79-70	9049	(15)Brown, Travis (15)McKowen, Brooks	(10)Stout, Grant (10)Coleman, Eric
02-24-07	*ILLINOIS STATE	W 71-66	6117	(19)Stout, Grant	(9)Stout, Grant
03-02-07	vs Bradley	48-51 L	15186	(19)Stout, Grant	(9)Stout, Grant

* Missouri Valley Conference game



SUPERLATIVES

UNI - INDIVIDUAL GAME HIGHS

Points	27	McKowen, Brooks vs Iowa State (11-29-06)
Field Goals Made	8	Stout, Grant vs Drake (02-08-07)
	8	Stout, Grant vs Wichita State (01-30-07)
	8	Coleman, Eric vs Wichita State (01-30-07)
	8	Stout, Grant vs Indiana State (01-20-07)
	8	Stout, Grant at #16 Wichita State (12-30-06)
	8	Coleman, Eric vs Iowa State (11-29-06)
Field Goal Att	17	Coleman, Eric vs Wichita State (01-30-07)
	17	Coleman, Eric vs Iowa State (11-29-06)
FG Pct (min 5 made)	.875 (7-8)	Viet, Adam vs UMKC (12-09-06)
	.875 (7-8)	Coleman, Eric vs UMKC (12-09-06)
3 Pt FG Made	7	Viet, Adam vs UMKC (12-09-06)
3 Pt FG Att	8	Stout, Grant vs Wichita State (01-30-07)
	8	Stout, Grant vs Indiana State (01-20-07)
	8	Viet, Adam vs UMKC (12-09-06)
3-Pt FG Pct (min 2 made)	1.000 (3-3)	McKowen, Brooks at So. Illinois (01-23-07)
	1.000 (3-3)	Josten, Jared vs Wartburg (12-20-06)
	1.000 (3-3)	McKowen, Brooks vs Iowa State (11-29-06)
	1.000 (3-3)	Jones, Stephen vs Pepperdine (11-13-06)
Free Throws Made	12	Coleman, Eric at Evansville (02-03-07)
	12	McKowen, Brooks vs Iowa State (11-29-06)
Free Throw Att	16	Coleman, Eric at Evansville (02-03-07)
Ft Pct (min 3 made)	1.000 (7-7)	McKowen, Brooks at Missouri State (01-18-07)
Rebounds	15	Stout, Grant vs Bradley (12-27-06)
	15	Coleman, Eric at Loyola (12-16-06)
	15	Coleman, Eric at Iowa (12-05-06)
	15	Coleman, Eric vs Nicholls State (11-12-06)
Assists	10	McKowen, Brooks at Drake (01-27-07)
Steals	4	McKowen, Brooks vs Missouri State (02-10-07)
Blocked Shots	4	Stout, Grant vs Wichita State (01-30-07)
	4	Stout, Grant vs Southern Illinois (01-06-07)
Turnovers	7	McKowen, Brooks at Creighton (02-13-07)

OPPONENT - INDIVIDUAL GAME HIGHS

Points	25	Cadwell, Matt, SD State (11-24-06)
Field Goals Made	11	Cadwell, Matt, SD State (11-24-06)
	10	Gullickson, Nick, Wartburg (12-20-06)
Field Goal Att	20	Cadwell, Matt, SD State (11-24-06)
FG Pct (min 5 made)	.833 (5-6)	Holsinger, Jason, Evansville (02-03-07)
3 Pt FG Made	6	Moore, Gabe, Indiana State (02-05-07)
	6	Korver, Klayton, Drake (01-27-07)
3 Pt FG Att	10	Moore, Gabe, Indiana State (02-05-07)
	10	Korver, Klayton, Drake (01-27-07)
	10	Cadwell, Matt, SD State (11-24-06)
3-Pt FG Pct (min 2 made)	1.000 (3-3)	Ikovlev, Denis, #11 Nevada (02-17-07)
	1.000 (3-3)	Franklin, Will, Bradley (12-27-06)
Free Throws Made	11	Schilb, Blake, Loyola (12-16-06)
Free Throw Att	12	Schilb, Blake, Loyola (12-16-06)
FT Pct (min 3 made)	1.000 (7-7)	Fazekas, Nick, #11 Nevada (02-17-07)
	1.000 (7-7)	Wurtz, Trent, Indiana State (01-20-07)
Rebounds	12	Andrews, Zach, Bradley (02-20-07)
Assists	10	Stewart, Al, Drake (02-08-07)
Steals	4	Young, Tony, Southern Illinois (01-23-07)
	4	Bilyeu, Nathan, Missouri State (01-18-07)
	4	Ruffin, Daniel, Bradley (12-27-06)
Blocked Shots	5	Tolliver, Anthony, Creighton (02-13-07)
Turnovers	6	Porter, Nick, Creighton (02-13-07)
	6	Nelson, Lee, Wartburg (12-20-06)
	6	Scott, Aaron, Nicholls State (11-12-06)

UNI - TEAM GAME HIGHS

Points	85	vs UMKC (12-09-06)
Field Goals Made	30	vs Pepperdine (11-13-06)
Field Goal Att	61	vs Wichita State (01-30-07)
	61	vs Iowa State (11-29-06)
Field Goal Pct	.630 (29-46)	at Bradley (02-20-07)
3 Pt Field Goals Made	15	vs Wartburg (12-20-06)
3 Pt FG Att	30	vs UMKC (12-09-06)
3 Pt FG Pct	.800 (8-10)	at Bradley (02-20-07)
Free Throws Made	34	at Evansville (02-03-07)
Free Throw Att	41	at Evansville (02-03-07)
Free Throw Pct	.829 (34-41)	at Evansville (02-03-07)
Rebounds	47	vs Iowa State (11-29-06)
Assists	22	vs UMKC (12-09-06)
Steals	8	at Illinois State (01-09-07)
	8	vs South Dakota State (11-24-06)
	8	at #17 Washington (11-14-06)
	8	at Iowa (12-05-06)
Blocked Shots	8	at Iowa (12-05-06)
Turnovers	24	at Southern Illinois (01-23-07)
Fouls	28	at #17 Washington (11-14-06)

OPPONENT - TEAM GAME HIGHS

Points	79	#11 Nevada (02-17-07)
Field Goals Made	28	Drake (01-27-07)
Field Goal Att	67	Iowa State (11-29-06)
Field Goal Pct	.511 (24-47)	#11 Nevada (02-17-07)
3 Pt Field Goals Made	13	Nicholls State (11-12-06)
3 Pt FG Att	36	Pepperdine (11-13-06)
3 Pt FG Pct	.600 (9-15)	Wichita State (01-30-07)
Free Throws Made	24	Loyola (12-16-06)
Free Throw Att	33	Loyola (12-16-06)
Free Throw Pct	.900 (9-10)	Indiana State (02-05-07)
Rebounds	42	Iowa State (11-29-06)
Assists	19	Bradley (02-20-07)
Steals	12	Southern Illinois (01-23-07)
	12	Missouri State (01-18-07)
Blocked Shots	9	Iowa State (11-29-06)
Turnovers	19	South Dakota State (11-24-06)
Fouls	30	Evansville (02-03-07)



SUPERLATIVES/GAME BY GAME STATS

UNI -- TEAM GAME LOWS

Points	46	at Indiana State (02-05-07)
Field Goals Made	17	at Iowa (12-05-06)
	17	at Southern Illinois (01-23-07)
	17	vs Bradley (03-02-07)
Field Goal Att	34	at Southern Illinois (01-23-07)
Field Goal Pct	.339 (19-56)	at Creighton (02-13-07)
3 Pt Field Goals Made	1	vs UW-Milwaukee (11-19-06)
3 Pt FG Att	6	vs UW-Milwaukee (11-19-06)
3 Pt FG Pct	.167 (1-6)	vs UW-Milwaukee (11-19-06)
Free Throws Made	2	at Indiana State (02-05-07)
Free Throw Att	5	at Indiana State (02-05-07)
Free Throw Pct	.400 (2-5)	at Indiana State (02-05-07)
Rebounds	19	at Indiana State (02-05-07)
Assists	8	at #16 Wichita State (12-30-06)
	8	at Indiana State (02-05-07)
Steals	1	vs UMKC (12-09-06)
	1	at Bradley (02-20-07)
Blocked Shots	0	at #16 Wichita State (12-30-06)
	0	at Indiana State (02-05-07)
Turnovers	6	vs Wichita State (01-30-07)
Fouls	7	vs UMKC (12-09-06)

OPPONENT -- TEAM GAME LOWS

Points	48	Bucknell (12-02-06)
Field Goals Made	19	Bucknell (12-02-06)
	19	Bradley (12-27-06)
	19	Evansville (01-03-07)
Field Goal Att	43	Creighton (02-13-07)
Field Goal Pct	.317 (20-63)	UMKC (12-09-06)
3 Pt Field Goals Made	3	Southern Illinois (01-23-07)
3 Pt FG Att	13	UW-Milwaukee (11-19-06)
	13	Drake (02-08-07)
3 Pt FG Pct	.150 (3-20)	Southern Illinois (01-23-07)
Free Throws Made	2	South Dakota State (11-24-06)
Free Throw Att	4	Wartburg (12-20-06)
Free Throw Pct	.333 (2-6)	South Dakota State (11-24-06)
Rebounds	18	Pepperdine (11-13-06)
Assists	6	Bradley (03-02-07)
Steals	2	Iowa State (11-29-06)
	2	Wichita State (01-30-07)
Blocked Shots	0	Iowa (12-05-06)
	0	UMKC (12-09-06)
	0	Indiana State (01-20-07)
	0	Wichita State (01-30-07)
	0	Bradley (02-20-07)
Turnovers	4	UMKC (12-09-06)
Fouls	12	Creighton (01-12-07)
	12	Drake (01-27-07)
	12	Creighton (02-13-07)

TEAM/OPPONENT GAME-BY-GAME STATS

Opponent	1st	2nd	Score	Mar	Total FG	FG Pct	3-Pointers	3FG Pct	Free Throws	FT Pct	Reb	Mar	Assist	T O	Block	Steal	Fouls
Nicholls State	35/31	33/32	68-63	+5	21-54/23-51	.389/.451	10-28/13-32	.357/.406	16-22/4-9	.727/.444	35/26	+9	12/14	13/15	3/2	4/3	14/20
Pepperdine	45/25	38/33	83-58	+25	30-52/20-56	.577/.357	9-12/10-36	.750/.278	14-17/8-12	.824/.667	41/18	+23	16/9	14/8	2/4	2/4	17/20
#17 Washington	31/28	30/42	61-70	(9)	24-53/24-56	.453/.429	3-16/4-14	.188/.286	10-15/18-21	.667/.857	28/35	(7)	18/8	17/17	1/3	8/3	28/19
UW-MILWAUKEE	28/20	41/38	69-58	+11	29-53/21-56	.547/.375	1-6/4-13	.167/.308	10-21/12-16	.476/.750	35/33	+2	14/7	11/13	5/1	7/5	19/20
SO DAKOTA STATE	28/23	41/33	69-56	+13	22-52/24-52	.423/.462	7-19/6-19	.368/.316	18-25/2-6	.720/.333	32/30	+2	14/9	13/19	5/2	8/4	10/23
IOWA STATE	33/24	37/33	70-57	+13	24-61/22-67	.393/.328	5-15/8-19	.333/.421	17-26/5-8	.654/.625	47/42	+5	12/12	10/12	3/9	6/2	13/21
Bucknell	28/24	29/24	57-48	+9	20-45/19-47	.444/.404	5-21/4-17	.238/.235	12-17/6-10	.706/.600	29/26	+3	12/11	8/10	4/1	2/5	13/16
Iowa	18/28	39/27	57-55	+2	17-48/22-63	.354/.349	2-9/6-14	.222/.429	21-29/5-7	.724/.714	44/34	+10	10/11	15/10	8/0	3/5	14/24
UMKC	37/21	48/32	85-53	+32	29-50/20-63	.580/.317	13-30/9-26	.433/.346	14-22/4-5	.636/.800	43/28	+15	22/7	9/4	2/0	1/6	7/15
Loyola	27/34	40/42	67-76	(9)	26-60/23-50	.433/.460	5-14/6-14	.357/.429	10-17/24-33	.588/.727	38/33	+5	11/10	12/11	4/6	3/4	25/20
WARTBURG	46/27	37/34	83-61	+22	28-49/23-56	.571/.411	15-26/12-28	.577/.429	12-19/3-4	.632/.750	29/28	+1	21/14	14/18	5/3	7/8	10/17
BRADLEY	42/28	34/37	76-65	+11	26-54/19-52	.481/.365	8-19/11-23	.421/.478	16-23/16-23	.696/.696	45/28	+17	14/12	13/10	4/1	4/10	21/21
#16 Wichita State	22/25	41/34	63-59	+4	21-53/22-60	.396/.367	5-19/5-25	.263/.200	16-23/10-13	.696/.769	40/37	+3	8/14	11/11	0/5	3/3	16/21
EVANSVILLE	27/20	37/41	64-61	+3	20-46/19-48	.435/.396	7-21/6-15	.333/.400	17-25/17-20	.680/.850	28/33	(5)	12/11	12/11	5/2	6/4	13/20
SOUTHERN ILLINOIS	25/23	41/38	66-61	+5	21-40/23-52	.525/.442	2-11/6-21	.182/.286	22-29/9-13	.759/.692	27/27	-	12/9	10/11	5/1	6/6	15/24
Illinois State	25/25	34/34	64-67	(3)	22-54/24-55	.407/.436	6-20/6-19	.300/.316	14-19/13-16	.737/.813	32/36	(4)	15/13	15/16	4/2	8/7	18/17
CREIGHTON	15/28	39/34	54-62	(8)	19-43/22-49	.442/.449	6-17/9-20	.353/.450	10-13/9-12	.769/.750	26/30	(4)	9/11	12/9	1/1	3/5	15/12
Missouri State	41/35	34/30	75-65	+10	22-43/22-58	.512/.379	11-17/7-19	.647/.368	20-31/14-27	.645/.519	37/36	+1	15/11	19/11	5/4	7/12	26/22
INDIANA STATE	31/28	43/36	74-64	+10	22-43/21-53	.512/.396	10-24/8-22	.417/.364	20-26/14-18	.769/.778	31/26	+5	13/7	11/10	1/0	2/5	18/25
Southern Illinois	27/25	27/31	54-56	(2)	17-34/23-64	.500/.359	11-15/3-20	.733/.150	9-11/7-10	.818/.700	32/29	+3	9/11	24/6	3/6	3/12	13/17
Drake	35/34	26/40	61-74	(13)	23-56/28-61	.411/.459	7-22/10-23	.318/.435	8-10/8-13	.800/.615	36/35	+1	13/18	13/10	3/2	4/3	17/12
WICHITA STATE	26/41	35/26	61-67	(6)	22-61/23-49	.361/.469	6-26/9-15	.231/.600	11-16/12-17	.688/.706	36/36	-	16/15	6/8	6/0	3/2	15/18
Evansville	29/21	50/50	79-71	+8	20-43/22-54	.465/.407	5-14/8-22	.357/.364	34-41/19-26	.829/.731	33/31	+2	10/11	14/14	3/2	5/3	24/30
Indiana State	21/27	25/32	46-59	(13)	20-48/21-44	.417/.477	4-22/8-19	.182/.421	2-5/9-10	.400/.900	19/35	(16)	8/12	10/16	0/1	3/5	17/13
DRAKE	22/28	37/39	59-67	(8)	25-58/26-56	.431/.464	5-24/5-13	.208/.385	4-9/10-13	.444/.769	34/36	(2)	15/15	13/12	3/3	3/8	10/13
MISSOURI STATE	28/30	30/32	58-62	(4)	21-52/22-49	.404/.449	4-16/7-19	.250/.368	12-20/11-16	.600/.688	35/32	+3	14/11	12/10	2/2	4/8	20/20
Creighton	33/28	22/38	55-66	(11)	19-56/21-43	.339/.488	5-15/7-15	.333/.467	12-15/17-22	.800/.773	29/32	(3)	10/14	12/16	3/6	7/8	19/12
#11 Nevada	33/32	31/47	64-79	(15)	23-55/24-47	.418/.511	5-16/9-18	.313/.500	13-20/22-29	.650/.759	33/31	+2	15/16	12/8	1/3	2/3	23/19
Bradley	36/43	43/27	79-70	+9	29-46/25-59	.630/.424	8-10/12-29	.800/.414	13-16/8-13	.813/.615	32/22	+10	18/19	10/5	2/0	1/3	14/15
ILLINOIS STATE	32/30	39/36	71-66	+5	22-48/24-49	.458/.490	6-15/8-23	.400/.348	21-27/10-16	.778/.625	31/26	+5	17/13	8/10	2/2	4/5	13/22
Bradley	21/28	27/23	48-51	(3)	17-44/20-47	.386/.426	6-16/7-14	.375/.500	8-11/4-5	.727/.800	31/24	+7	9/6	13/9	4/2	3/4	14/17

Note: Game totals are displayed in the format TEAM/OPPONENT for each category

SCORING/REBOUNDS/ASSISTS



Opponent	Date	Score	WL	02	05	10	11	13	14
				Coleman	Jones	Haak	Ahelegbe	Viet	Josten
vs Nicholls State	11-12-06	68-63	W	16-15-0	6-0-0	DNP	0-0-1	11-2-2	12-1-2
vs Pepperdine	11-13-06	83-58	W	9-6-1	9-1-0	0-0-0	9-2-2	0-0-0	6-0-3
at #17 Washington	11-14-06	61-70	L	16-9-3	2-1-0	0-0-0	3-0-0	6-1-1	2-0-2
UW-MILWAUKEE	11-19-06	69-58	W	15-3-1	1-2-1	0-0-0	2-1-0	0-0-0	10-5-3
SOUTH DAKOTA STATE	11-24-06	69-56	W	16-7-4	3-1-0	0-0-0	7-2-1	11-1-0	3-1-1
IOWA STATE	11-29-06	70-57	W	17-11-1	0-1-0	DNP	0-3-2	0-2-0	2-0-0
at Bucknell	12-02-06	57-48	W	14-10-0	0-1-0	DNP	0-4-3	0-0-1	8-0-0
at Iowa	12-05-06	57-55	W	21-15-1	0-0-0	DNP	0-1-0	0-0-0	6-0-2
UMKC	12-09-06	85-53	W	15-13-2	6-1-1	0-1-2	5-0-2	24-0-1	3-0-2
at Loyola	12-16-06	67-76	L	12-15-2	0-0-0	DNP	2-0-0	5-2-0	2-1-0
WARTBURG	12-20-06	83-61	W	12-3-0	3-1-1	0-0-0	5-3-6	16-2-1	11-0-2
BRADLEY	12-27-06	76-65	W	16-14-2	DNP	DNP	4-3-2	8-3-0	7-0-1
at #16 Wichita State	12-30-06	63-59	W	11-11-2	0-0-0	DNP	0-0-1	6-0-0	3-0-0
EVANSVILLE	01-03-07	64-61	W	7-6-0	0-0-0	DNP	2-2-0	11-0-0	8-1-2
SOUTHERN ILLINOIS	01-06-07	66-61	W	12-6-0	0-0-0	DNP	2-1-0	10-3-0	12-0-1
at Illinois State	01-09-07	64-67	LOT	12-7-5	0-0-0	DNP	0-2-1	9-0-1	9-0-1
CREIGHTON	01-12-07	54-62	L	13-6-2	DNP	DNP	3-2-0	6-1-0	2-0-1
at Missouri State	01-18-07	75-65	W	10-10-3	0-0-0	DNP	0-0-1	3-0-0	14-1-0
INDIANA STATE	01-20-07	74-64	W	12-9-2	0-0-0	DNP	0-0-4	10-0-0	2-0-0
at Southern Illinois	01-23-07	54-56	L	6-6-0	DNP	DNP	5-1-0	0-0-0	3-1-2
at Drake	01-27-07	61-74	L	15-14-0	0-0-0	0-0-0	0-1-1	3-1-1	8-0-1
WICHITA STATE	01-30-07	61-67	L	19-10-2	0-0-0	DNP	0-0-0	0-1-1	13-0-1
at Evansville	02-03-07	79-71	W	16-12-2	1-0-1	0-0-0	4-2-1	0-1-0	15-0-2
at Indiana State	02-05-07	46-59	L	9-7-0	0-0-1	DNP	0-0-0	3-0-0	11-2-2
DRAKE	02-08-07	59-67	L	15-8-6	0-0-0	DNP	DNP	0-1-0	10-1-1
MISSOURI STATE	02-10-07	58-62	L	9-9-3	0-0-1	DNP	0-0-0	0-0-0	16-1-0
at Creighton	02-13-07	55-66	L	8-7-2	DNP	DNP	3-0-1	0-0-0	5-3-1
at #11 Nevada	02-17-07	64-79	L	16-9-1	2-1-2	0-0-1	9-0-3	DNP	6-1-2
at Bradley	02-20-07	79-70	W	14-10-2	DNP	DNP	7-0-2	3-0-0	11-1-4
ILLINOIS STATE	02-24-07	71-66	W	15-7-3	DNP	DNP	3-1-1	0-0-0	13-1-1
vs Bradley	03-02-07	48-51	L	8-6-0	DNP	DNP	3-2-2	0-1-0	9-2-2



Opponent	Date	Score	WL	21	23	32	33	34	53
				Brown	McKowen	Stout	Griffin	Koch	Eglseder
vs Nicholls State	11-12-06	68-63	W	7-2-1	3-3-5	11-10-1	DNP	2-2-0	0-0-0
vs Pepperdine	11-13-06	83-58	W	16-7-2	11-5-8	6-4-0	0-0-0	9-7-0	8-7-0
at #17 Washington	11-14-06	61-70	L	6-2-1	2-0-9	17-10-2	DNP	0-2-0	7-0-0
UW-MILWAUKEE	11-19-06	69-58	W	11-3-0	12-2-8	9-8-1	0-0-0	4-4-0	5-6-0
SOUTH DAKOTA STATE	11-24-06	69-56	W	6-1-0	10-1-7	11-8-0	0-0-0	2-3-1	0-1-0
IOWA STATE	11-29-06	70-57	W	16-5-2	27-7-6	8-10-1	0-0-0	0-2-0	0-1-0
at Bucknell	12-02-06	57-48	W	3-2-1	17-3-6	13-6-1	DNP	0-0-0	2-1-0
at Iowa	12-05-06	57-55	W	7-3-0	7-9-7	12-7-0	DNP	0-1-0	4-5-0
UMKC	12-09-06	85-53	W	7-1-1	0-2-9	13-8-1	3-0-0	2-3-1	7-6-0
at Loyola	12-16-06	67-76	L	10-3-3	18-4-4	8-4-2	DNP	8-6-0	2-2-0
WARTBURG	12-20-06	83-61	W	7-3-0	4-2-7	12-7-4	0-0-0	6-2-0	7-3-0
BRADLEY	12-27-06	76-65	W	12-1-0	11-4-5	17-15-2	DNP	1-1-2	DNP
at #16 Wichita State	12-30-06	63-59	W	7-2-0	13-8-1	17-9-2	DNP	4-3-2	2-1-0
EVANSVILLE	01-03-07	64-61	W	10-0-0	5-4-8	17-10-1	DNP	2-3-1	2-1-0
SOUTHERN ILLINOIS	01-06-07	66-61	W	2-1-1	7-1-6	13-11-4	DNP	6-1-0	2-1-0
at Illinois State	01-09-07	64-67	LOT	2-0-0	12-9-4	8-8-3	DNP	7-1-0	5-2-0
CREIGHTON	01-12-07	54-62	L	5-0-0	13-5-5	10-11-1	DNP	2-0-0	DNP
at Missouri State	01-18-07	75-65	W	15-2-1	14-5-8	15-12-2	DNP	4-3-0	DNP
INDIANA STATE	01-20-07	74-64	W	14-3-0	12-3-6	23-12-1	DNP	1-2-0	DNP
at Southern Illinois	01-23-07	54-56	L	12-0-1	17-4-3	11-13-3	DNP	0-2-0	DNP
at Drake	01-27-07	61-74	L	11-2-0	11-4-10	9-8-0	DNP	4-2-0	DNP
WICHITA STATE	01-30-07	61-67	L	0-2-1	5-1-9	22-13-1	DNP	2-3-1	DNP
at Evansville	02-03-07	79-71	W	15-4-0	11-2-2	11-5-2	DNP	4-2-0	2-0-0
at Indiana State	02-05-07	46-59	L	1-0-0	11-2-4	5-4-1	DNP	0-0-0	6-0-0
DRAKE	02-08-07	59-67	L	4-0-1	13-5-5	17-14-2	DNP	0-0-0	0-1-0
MISSOURI STATE	02-10-07	58-62	L	6-0-0	15-4-4	4-10-5	DNP	2-0-1	6-3-0
at Creighton	02-13-07	55-66	L	4-2-0	15-3-3	13-8-3	DNP	7-2-0	0-2-0
at #11 Nevada	02-17-07	64-79	L	2-0-1	6-5-4	10-5-1	0-0-0	2-5-0	11-5-0
at Bradley	02-20-07	79-70	W	15-1-1	15-7-8	10-10-1	DNP	0-3-0	4-0-0
ILLINOIS STATE	02-24-07	71-66	W	8-2-1	6-3-5	19-9-3	DNP	7-3-3	0-1-0
vs Bradley	03-02-07	48-51	L	3-4-0	6-5-3	19-9-2	DNP	0-0-0	DNP



When UNI Shot a Higher Percentage :	Then UNI Was: 16-2
When UNI Shot a Lower Percentage :	Then UNI Was: 2-11
When UNI Shot the Same :	Then UNI Was: 0-0
When UNI Made More Field Goals :	Then UNI Was: 10-1
When UNI Made Fewer Field Goals :	Then UNI Was: 7-11
When UNI Made the Same Number :	Then UNI Was: 1-1
When UNI Made More Threes :	Then UNI Was: 7-1
When UNI Made Fewer Threes :	Then UNI Was: 10-10
When UNI Made the Same Number :	Then UNI Was: 1-2
When UNI Made More Free Throws :	Then UNI Was: 15-5
When UNI Made Fewer Free Throws :	Then UNI Was: 1-7
When UNI Made the Same Number :	Then UNI Was: 2-1
When UNI Outrebounded Its Opponent :	Then UNI Was: 16-7
When UNI Was Outrebounded :	Then UNI Was: 1-5
When UNI Tied in Rebounding :	Then UNI Was: 1-1
When UNI Led at the Half :	Then UNI Was: 15-5
When UNI Trailed at the Half :	Then UNI Was: 3-7
When UNI Was Tied at the Half :	Then UNI Was: 0-1
When UNI Played in Overtime :	Then UNI Was: 0-1
When UNI Scored Less Than 60 Points :	Then UNI Was: 2-7
When UNI Scored Between 60-69 Points :	Then UNI Was: 6-6
When UNI Scored Between 70-79 Points :	Then UNI Was: 7-0
When UNI Scored Between 80-89 Points :	Then UNI Was: 3-0
When UNI Allowed Less Than 60 Points :	Then UNI Was: 8-3
When UNI Allowed Between 60-69 Points :	Then UNI Was: 8-6
When UNI Allowed Between 70-79 Points :	Then UNI Was: 2-4
When UNI Allowed Between 80-89 Points :	Then UNI Was: 0-0
When UNI Allowed More than 90 Points :	Then UNI Was: 0-0
When Game Was Decided By 1-3 Points :	Then UNI Was: 2-3
When Game Was Decided by 4-6 Points :	Then UNI Was: 4-2
When Game Was Decided by 7-10 Points :	Then UNI Was: 6-4
When Game Was Decided by 11-14 Points :	Then UNI Was: 3-3
When Game Was Decided by 15+ Points :	Then UNI Was: 3-1



MVC FINAL STANDINGS/ ALL CONFERENCE TEAMS

2006-07 MVC ALL-CONFERENCE TEAMS

1st Team

Blake Ahearn, Missouri State
Randal Falker, Southern Illinois
Nate Funk, Creighton
Jamaal Tatum, Southern Illinois
Anthony Tolliver, Creighton

2nd Team

Eric Coleman, UNI
Will Franklin, Bradley
Daniel Ruffin, Bradley
Grant Stout, UNI
Matt Webster, Evansville

Honorable Mention

Ajay Calvin, Drake
Tyler Chaney, Missouri State
P.J. Cousinard, Wichita State
Levi Dyer, Illinois State
Kyle Wilson, Wichita State

All Newcomer Team

Osiris Eldridge, Illinois State
Spencer Laurie, Missouri State
Boo Richardson, Illinois State
Anthony Slack, Illinois State
Josh Young, Drake

All Freshman Team

Osiris Eldridge, Illinois State
Cole Holmstrom, Indiana State
Isacc Miles, Creighton
Marico Stinson, Indiana State
Josh Young, Drake

All Defensive Team

P.J. Cousinard, Wichita State
Randal Falker, Southern Illinois
Bryan Mullins, Southern Illinois
Daniel Ruffin, Bradley
Tony Young, Southern Illinois

STATE FARM/ MVC ALL- TOURNAMENT TEAM

Jamaal Tatum, Southern Illinois
Matt Shaw, Southern Illinois
Anthony Tolliver, Creighton
Nick Porter, Creighton
Nate Funk, Creighton - MVP

SCHOLAR- ATHLETE TEAMS

1st Team

Kyle Anslinger, Evansville
Jason Holsinger, Evansville
Bryan Mullins, Southern Illinois
Jamaal Tatum, Southern Illinois
Anthony Tolliver, Creighton
Trent Wurtz, Indiana State

2nd Team

Adam Arnold, Indiana State
Jeremy Crouch, Bradley
Adam Emmenecker, Drake
Pierce Hibma, Creighton
Brooks McKowen, UNI
Grant Stout, UNI

Honorable Mention

Klayton Korver, Drake
Matt Shaw, Southern Illinois
Mike Vandello, Illinois State

2007 STATE FARM MVC TOURNAMENT RESULTS

1st Round

#9 Drake 101, #8 Evansville 96 (OT)
#10 Indiana State 68, #7 Illinois State 65

Quarterfinals

#1 Southern Illinois 71, Drake 59
#4 Bradley 41, **#5 UNI 48**
#2 Creighton 59, Indiana State 38
#3 Missouri State 67, #6 Wichita State 64

Semifinals

Southern Illinois 53, Bradley 51
Creighton 75, Missouri State 58

Championship

Creighton 67, Southern Illinois 61

POSTSEASON RESULTS

NCAA TOURNAMENT

First Round

Nevada 77, Creighton 71 (OT)
Southern Illinois 61, Holy Cross 51

Second Round

Southern Illinois 63, Virginia Tech 48

Regional Semifinals

Kansas 61, Southern Illinois 58

NIT

First Round

Bradley 90, Providence 78 (OT)
San Diego State 74, Missouri State 70

Second Round

Mississippi State 101, Bradley 72



INDIVIDUAL AWARDS

Rawlings/MVC Coach of the Year

Chris Lowery, Southern Illinois

Larry Bird Player of the Year

Jamaal Tatum, Southern Illinois

Defensive MVP

Randal Falker, Southern Illinois

Newcomer of the Year

Spencer Laurie, Missouri State

Freshman of the Year

Osiris Eldridge, Illinois State

Sixth-Man of the Year

Deven Mitchell, Missouri State

Prairie Farms Scholar- Athlete of the Year

Jamaal Tatum, Southern Illinois

2006-07 MVC FINAL STANDINGS

	Conference			Overall		
	W	L	Pct.	W	L	Pct.
Southern Illinois	15	3	.833	29	7	.806
Creighton	13	5	.722	22	11	.667
Missouri State	12	6	.667	22	11	.667
Bradley	10	8	.556	22	13	.629
UNI	9	9	.500	18	13	.581
Wichita State	8	10	.444	17	14	.548
Drake	6	12	.333	17	15	.531
Illinois State	6	12	.333	15	16	.484
Evansville	6	12	.333	14	17	.452
Indiana State	5	13	.278	13	18	.419

MVC INDIVIDUAL STATS (all games)

SCORING

Rk.	Player, Team	Yr.	G	FG	3FG	FT	Pts.	Avg/G
1.	Nate Funk, CU	Sr.	33	202	55	126	585	17.7
2.	Matt Webster, UE	Sr.	31	150	18	207	525	16.9
3.	Ajay Calvin, DU	Sr.	32	208	17	85	518	16.2
4.	Blake Ahearn, MSU	Sr.	33	152	94	111	509	15.4
5.	Jamaal Tatum, SIU	Sr.	35	172	71	116	531	15.2
6.	Will Franklin, BU	Sr.	35	174	88	76	512	14.6
7.	Jeremy Crouch, BU	Jr.	27	120	83	50	373	13.8
8.	Daniel Ruffin, BU	Jr.	32	152	66	72	442	13.8
9.	Kyle Wilson, WSU	Sr.	31	142	39	101	424	13.7
10.	Anthony Tolliver, CU	Sr.	33	158	4	123	443	13.4

3-POINT FIELD GOAL PERCENTAGE

Rk.	Player, Team	Yr.	G	3FG	3FGA	Pct.
1.	Jeremy Crouch, BU	Jr.	27	83	166	500
2.	Levi Dyer, ILS	Jr.	31	60	125	480
3.	Jared Josten, UNI	Jr.	31	35	73	.479
4.	Blake Ahearn, MSU	Sr.	33	94	202	.465
5.	Jason Holsinger, UE	So.	31	87	199	.437
6.	Will Franklin, BU	Sr.	35	88	203	.433
7.	Adam Viet, UNI	Jr.	30	40	95	.421
8.	Danny Adams, BU	Sr.	35	61	147	.415
9.	Jamaal Tatum, SIU	Sr.	35	71	174	.408
10.	Tyler Chaney, MSU	Sr.	33	50	124	.403

REBOUNDING

Rk.	Player, Team	Yr.	G	OFF	DEF	TOT	Avg/G
1.	Eric Coleman, UNI	Jr.	31	77	204	281	9.1
2.	Grant Stout, UNI	Sr.	31	70	208	278	9.0
3.	Randal Falcker, SIU	Jr.	36	92	185	277	7.7
4.	Zach Andrews, BU	Sr.	35	85	160	245	7.0
5.	Anthony Tolliver, CU	Sr.	33	74	146	220	6.7
6.	Dane Watts, CU	Jr.	33	62	150	212	6.4
7.	Adam Arnold, INS	So.	31	54	139	193	6.2
8.	Bradley Strickland, UE	Sr.	31	64	127	191	6.2
9.	Ajay Calvin, DU	Sr.	32	80	116	196	6.1
10.	Greg Dilligard, ILS	Sr.	31	81	99	180	5.8

3-POINT FIELD GOALS MADE

Rk.	Player, Team	Yr.	G	3FG	Avg/G
1.	Jeremy Crouch, BU	Jr.	27	83	3.07
2.	Blake Ahearn, MSU	Sr.	33	94	2.85
3.	Jason Holsinger, UE	So.	31	87	2.81
4.	Will Franklin, BU	Sr.	35	88	2.51
5.	Sean Ogirri, WSU	Jr.	30	64	2.13
6.	Daniel Ruffin, BU	Jr.	32	66	2.06
7.	Cole Holmstrom, INS	Fr.	25	51	2.04
8.	Kyle Anslinger, UE	Sr.	41	63	2.03
9.	Jamaal Tatum, SIU	Sr.	35	71	2.03
10.	Klayton Korver, DU	Jr.	32	63	1.97

FIELD GOAL PERCENTAGE

Rk.	Player, Team	Yr.	G	FG	FGA	Pct.
1.	Greg Dilligard, ILS	Sr.	31	128	198	.646
2.	Zach Andrews, BU	Sr.	35	155	242	.640
3.	Randal Falcker, SIU	Jr.	36	162	272	.596
4.	Ryan Martin, WSU	Sr.	31	94	160	.588
5.	Anthony Slack, ILS	Jr.	31	108	185	.584
6.	Bradley Strickland, UE	Sr.	31	134	234	.573
7.	Drew Richards, MSU	Jr.	33	102	189	.540
8.	Eric Coleman, UNI	Jr.	31	154	287	.537
9.	Deven Mitchell, MSU	Jr.	33	121	233	.519
10.	Levi Dyer, ILS	Jr.	31	131	254	.516

BLOCKED SHOTS

Rk.	Player, Team	Yr.	G	Blocks	Avg/G
1.	Randal Falcker, SIU	Jr.	36	75	2.08
2.	Anthony Tolliver, CU	Sr.	33	57	1.73
3.	Grant Stout, UNI	Sr.	31	60	1.61
4.	Bradley Strickland, UE	Sr.	31	49	1.58
5.	Aliou Keita, DU	Sr.	32	49	1.53
6.	P.J. Cousinard, WSU	Jr.	29	39	1.34
7.	Drew Richards, MSU	Jr.	33	42	1.27
8.	Greg Dilligard, ILS	Sr.	31	36	1.16
9.	Anthony Slack, ILS	Jr.	31	32	1.03
10.	Eric Coleman, UNI	Jr.	31	30	0.97

ASSISTS

Rk.	Player, Team	Yr.	G	Assists	Avg/G
1.	Brooks McKowen, UNI	Sr.	31	179	5.77
2.	Al Stewart, DU	Sr.	32	174	5.44
3.	Daniel Ruffin, BU	Jr.	32	172	5.38
4.	Jason Holsinger, UE	So.	31	157	5.06
5.	Boo Richardson, ILS	Jr.	31	153	4.94
6.	Spencer Laurie, MSU	Jr.	33	141	4.27
7.	Will Franklin, BU	Sr.	35	140	4.00
8.	Gabe Moore, INS	Jr.	31	121	3.90
9.	Bryan Mullins, SIU	So.	36	126	3.50
10.	Matt Braeuer, WSU	Jr.	29	95	3.28

ASSIST/TURNOVER RATIO

Rk.	Player, Team	Yr.	G	Asst.	Avg.	TO	Avg.	Ratio
1.	Matt Braeuer, WSU	Jr.	29	95	3.3	34	1.2	2.79
2.	Jason Holsinger, UE	So.	31	157	5.1	61	2.0	2.57
3.	Daniel Ruffin, BU	Jr.	32	172	5.4	78	2.4	2.21
4.	Will Franklin, BU	Sr.	35	140	4.0	69	2.0	2.03
5.	Spencer Laurie, MSU	Jr.	33	141	4.3	71	2.2	1.99
6.	Al Stewart, DU	Sr.	32	174	5.4	89	2.8	1.88
7.	Bryan Mullins, SIU	So.	36	126	3.5	67	1.9	1.88
8.	Tyler Chaney, MSU	Sr.	33	101	3.1	54	1.6	1.87
9.	Brooks McKowen, UNI	Sr.	31	179	5.8	97	3.1	1.85
10.	Dominatrix Johnson, ILS	Jr.	30	97	3.2	62	2.1	1.56

FREE THROW PERCENTAGE

Rk.	Player, Team	Yr.	G	FTM	FTA	Pct.
1.	Blake Ahearn, MSU	Sr.	33	111	120	.925
2.	Nate Funk, CU	Sr.	33	126	146	.863
3.	Kyle Wilson, WSU	Sr.	31	101	119	.849
4.	Will Franklin, BU	Sr.	35	76	93	.817
5.	Nick Porter, CU	Sr.	33	140	173	.809
6.	Deven Mitchell, MSU	Jr.	33	109	135	.807
7.	Matt Shaw, SIU	Jr.	35	92	114	.807
8.	Gabe Moore, INS	Jr.	31	107	133	.807
9.	Brooks McKowen, UNI	Sr.	31	100	128	.781
10.	Jamaal Tatum, SIU	Sr.	35	116	149	.779

OFFENSIVE REBOUNDS

Rk.	Player, Team	Yr.	G	No.	Avg/G
1.	Greg Dilligard, ILS	Sr.	31	81	2.61
2.	Randal Falcker, SIU	Jr.	36	92	2.56
3.	Ajay Calvin, DU	Sr.	32	80	2.50
4.	Eric Coleman, UNI	Jr.	31	77	2.48
5.	Zach Andrews, BU	Sr.	35	85	2.43
6.	Grant Stout, UNI	Sr.	31	70	2.26
7.	Anthony Tolliver, CU	Sr.	33	74	2.24
8.	Anthony Slack, ILS	Jr.	33	74	2.24
9.	Bradley Strickland, UE	Sr.	31	64	2.06
10.	Nathan Bilyeu, MSU	Sr.	32	64	2.00

STEALS

Rk.	Player, Team	Yr.	G	Steals	Avg/G
1.	Nick Grant, DU	Sr.	32	62	1.94
2.	Daniel Ruffin, BU	Jr.	32	61	1.91
3.	Gabe Moore, INS	Jr.	31	55	1.77
4.	Deven Mitchell, MSU	Jr.	33	48	1.45
5.	Jeremy Crouch, BU	Jr.	27	39	1.44
6.	Anthony Slack, ILS	Jr.	31	43	1.39
7.	Will Franklin, BU	Sr.	35	48	1.37
8.	Bryan Mullins, SIU	So.	36	49	1.36
9.	P.J. Cousinard, WSU	Jr.	29	37	1.28
10.	J.J. Tauai, BU	Sr.	35	44	1.26

DEFENSIVE REBOUNDS

Rk.	Player, Team	Yr.	G	No.	Avg/G
1.	Grant Stout, UNI	Sr.	31	208	6.71
2.	Eric Coleman, UNI	Jr.	31	204	6.58
3.	Randal Falcker, SIU	Jr.	36	185	5.14
4.	Zach Andrews, BU	Sr.	35	160	4.57
5.	Dane Watts, CU	Jr.	33	150	4.55
6.	Adam Arnold, INS	So.	31	139	4.48
7.	Anthony Tolliver, CU	Sr.	33	146	4.42
8.	Bradley Strickland, UE	Sr.	31	127	4.10
9.	P.J. Cousinard, WSU	Jr.	29	117	4.03
10.	Ryan Martin, WSU	Sr.	31	122	3.94

MINUTES PLAYED

Rk.	Player, Team	Yr.	G	Min.	Avg/G
1.	Gabe Moore, INS	Jr.	31	1163	37.52
2.	Will Franklin, BU	Sr.	35	1226	35.03
3.	Brooks McKowen, UNI	Sr.	31	1077	34.74
4.	Kyle Anslinger, UE	Sr.	31	1072	34.58
5.	Nate Funk, CU	Sr.	33	1138	34.48
6.	Daniel Ruffin, BU	Jr.	32	1073	33.53
7.	Boo Richardson, ILS	Jr.	31	1035	33.39
8.	Jason Holsinger, UE	So.	31	1022	32.97
9.	Jamaal Tatum, SIU	Sr.	35	1149	32.83
10.	Ajay Calvin, DU	Sr.	32	1043	32.59

MVC TEAM STATS (all games)

SCORING OFFENSE

Rk.	Team	G	W-L	Pts.	Avg.G
1.	Drake	32	17-15	2398	74.9
2.	Bradley	35	22-13	2616	74.7
3.	Missouri State	33	22-11	2439	73.9
4.	Evansville	31	14-17	2131	68.7
5.	Wichita State	31	17-14	2128	68.6
6.	Creighton	33	22-11	2220	67.3
7.	Illinois State	31	15-16	2068	66.7
8.	UNI	31	18-13	2040	65.8
9.	Southern Illinois	36	29-7	2266	62.6
10.	Indiana State	31	13-18	1908	61.5

SCORING DEFENSE

Rk.	Team	G	Pts.	Avg/G
1.	Southern Illinois	36	2023	56.2
2.	Creighton	33	2011	60.9
3.	UNI	31	1947	62.8
4.	Wichita State	31	1988	64.1
5.	Illinois State	31	2016	65.0
6.	Missouri State	33	2150	65.2
7.	Indiana State	31	2034	65.6
8.	Evansville	31	2113	68.2
9.	Bradley	35	2475	70.7
10.	Drake	32	2374	74.2

SCORING MARGIN

Rk.	Team	G	OFF	DEF	Margin
1.	Missouri State	33	73.9	65.2	+8.8
2.	Southern Illinois	36	62.9	56.2	+6.8
3.	Creighton	33	67.3	60.9	+6.3
4.	Wichita State	31	68.6	64.1	+4.5
5.	Bradley	35	74.7	70.7	+4.0
6.	UNI	31	65.8	62.8	+3.0
7.	Illinois State	31	66.7	65.0	+1.7
8.	Drake	32	74.9	74.2	+0.8
9.	Evansville	31	68.7	68.2	+0.6
10.	Indiana State	31	61.5	56.6	-4.1

FREE THROW PERCENTAGE

Rk.	Team	G	FTM	FTA	Pct.
1.	Creighton	33	535	710	.754
2.	Evansville	31	497	678	.733
3.	Wichita State	31	419	589	.711
4.	Drake	32	564	794	.710
5.	Indiana State	31	426	602	.708
6.	UNI	31	436	620	.703
7.	Missouri State	33	508	727	.699
8.	Southern Illinois	36	518	748	.693
9.	Bradley	35	419	618	.678
10.	Illinois State	31	359	557	.645

FIELD GOAL PERCENTAGE

Rk.	Team	G	FG	FGA	Pct.
1.	Missouri State	33	844	1794	.470
2.	Bradley	35	924	2011	.459
3.	Wichita State	31	745	1623	.459
4.	Evansville	31	703	1539	.457
5.	Illinois State	31	738	1624	.454
6.	UNI	31	701	1554	.451
7.	Drake	32	820	1822	.450
8.	Southern Illinois	36	762	1702	.448
9.	Creighton	33	740	1662	.445
10.	Indiana State	31	634	1589	.399

FIELD GOAL PERCENTAGE DEFENSE

Rk.	Team	G	FG	FGA	Pct.
1.	UNI	31	692	1666	.415
2.	Creighton	33	709	1703	.416
3.	Southern Illinois	36	655	1567	.418
4.	Missouri State	33	743	1753	.424
5.	Wichita State	31	709	1633	.434
6.	Evansville	31	726	1650	.440
7.	Illinois State	31	706	1596	.442
8.	Indiana State	31	716	1614	.444
9.	Bradley	35	871	1875	.465
10.	Drake	32	838	1775	.472

3-POINT FIELD GOAL PERCENTAGE

Rk.	Team	G	3FG	3FGA	Pct.
1.	Bradley	35	349	831	.420
2.	Evansville	31	228	573	.398
3.	Missouri State	33	243	622	.391
4.	Southern Illinois	36	224	612	.366
5.	Wichita State	31	219	599	.366
6.	Illinois State	31	233	640	.364
7.	UNI	31	202	555	.364
8.	Indiana State	31	214	623	.344
9.	Creighton	33	205	607	.338
10.	Drake	32	194	589	.329

3-POINT FIELD GOAL PERCENTAGE DEFENSE

Rk.	Team	G	3FG	3FGA	Pct.
1.	Wichita State	31	194	580	.334
2.	Southern Illinois	36	173	513	.337
3.	Missouri State	33	221	653	.338
4.	Evansville	31	231	669	.345
5.	Creighton	33	219	624	.351
6.	Indiana State	31	213	605	.352
7.	Bradley	35	231	637	.363
8.	Illinois State	31	194	522	.372
9.	UNI	31	233	626	.372
10.	Drake	32	294	757	.388

REBOUNDING OFFENSE

Rk.	Team	G	Reb.	Avg/G
1.	Drake	32	1166	36.4
2.	Missouri State	33	1145	34.7
3.	UNI	31	1048	33.8
4.	Wichita State	31	1035	33.4
5.	Creighton	33	1080	32.7
6.	Illinois State	31	999	32.2
7.	Indiana State	31	991	32.0
8.	Evansville	31	959	30.9
9.	Southern Illinois	36	1076	29.9
10.	Bradley	35	1046	29.9

REBOUNDING DEFENSE

Rk.	Team	G	Reb.	Avg/G
1.	Southern Illinois	36	1017	28.3
2.	UNI	31	952	30.7
3.	Creighton	33	1019	30.9
4.	Wichita State	31	964	31.1
5.	Missouri State	33	1032	31.3
6.	Drake	32	1007	31.5
7.	Illinois State	31	990	31.9
8.	Evansville	31	1014	32.7
9.	Indiana State	31	1057	34.1
10.	Bradley	35	1284	36.7

REBOUNDING MARGIN

Rk.	Team	G	TEAM	Avg.	OPP	Avg.	Margin
1.	Drake	32	1166	36.4	1007	31.5	+5.0
2.	Missouri State	33	1145	34.7	1032	31.3	+3.4
3.	UNI	31	1048	33.8	952	30.7	+3.1
4.	Wichita State	31	1035	33.4	964	31.1	+2.3
5.	Creighton	33	1080	32.7	1019	30.9	+1.8
6.	Southern Illinois	36	1076	29.9	1017	28.3	+1.6
7.	Illinois State	31	999	32.2	990	31.9	+0.3
8.	Evansville	31	959	30.9	1014	32.7	-1.8
9.	Indiana State	31	991	32.0	1057	34.1	-2.1
10.	Bradley	35	1046	29.9	1284	36.7	-6.8

BLOCKED SHOTS

Rk.	Team	G	Blocks	Avg/G
1.	Illinois State	31	101	3.26
2.	Southern Illinois	36	116	3.22
3.	UNI	31	99	3.19
4.	Missouri State	33	103	3.12
5.	Wichita State	31	90	2.90
6.	Drake	32	91	2.84
7.	Evansville	31	79	2.55
8.	Creighton	33	83	2.52
9.	Bradley	35	82	2.34
10.	Indiana State	31	42	1.35

ASSISTS

Rk.	Team	G	Assists	Avg/G
1.	Missouri State	33	542	16.42
2.	Bradley	35	544	15.54
3.	Drake	32	489	15.28
4.	Wichita State	31	463	14.94
5.	Illinois State	31	463	14.94
6.	Evansville	31	429	13.84
7.	Creighton	33	441	13.36
8.	UNI	31	414	13.35
9.	Southern Illinois	36	414	11.50
10.	Indiana State	31	329	10.61

STEALS

Rk.	Team	G	Steals	Avg/G
1.	Bradley	35	291	8.31
2.	Drake	32	254	7.94
3.	Missouri State	33	257	7.79
4.	Illinois State	31	215	6.94
5.	Southern Illinois	36	237	6.58
6.	Creighton	33	210	6.36
7.	Wichita State	31	188	6.06
8.	Indiana State	31	157	5.06
9.	Evansville	31	148	4.77
10.	UNI	31	132	4.26

TURNOVER MARGIN

Rk.	Team	G	TEAM	Avg.	OPP	Avg.	Margin
1.	Bradley	35	399	11.4	553	15.8	+4.40
2.	Missouri State	33	437	13.2	500	15.2	+1.91
3.	Southern Illinois	36	504	14.0	556	15.4	+1.44
4.	Creighton	33	417	12.6	463	14.0	+1.39
5.	Wichita State	31	373	12.0	416	13.4	+1.39
6.	Drake	32	440	13.8	468	14.6	+0.88
7.	Illinois State	31	468	15.1	493	15.9	+0.81
8.	Evansville	31	399	12.9	393	12.7	-0.19
9.	Indiana State	31	388	12.5	373	12.0	-0.48
10.	UNI	31	386	12.5	350	11.3	-1.16



ASSIST/TURNOVER RATIO

Rk.	Team	G	Asst.	Avg.	TO	Avg.	Ratio
1.	Bradley	35	544	15.5	399	11.4	1.36
2.	Wichita State	31	463	14.9	373	12.0	1.24
3.	Missouri State	33	542	16.4	437	13.2	1.24
4.	Drake	32	489	15.3	440	13.8	1.11
5.	Evansville	31	429	13.8	399	12.9	1.08
6.	UNI	31	414	13.4	386	12.5	1.07
7.	Creighton	33	441	13.4	417	12.6	1.06
8.	Illinois State	31	463	14.9	468	15.1	0.99
9.	Indiana State	31	329	10.6	388	12.5	0.85
10.	Southern Illinois	36	414	11.5	504	14.0	0.82

OFFENSIVE REBOUNDS

Rk.	Team	G	No.	Avg/G
1.	Drake	32	444	13.88
2.	Missouri State	33	356	10.79
3.	Illinois State	31	324	10.45
4.	Creighton	33	340	10.30
5.	Wichita State	31	217	10.23
6.	Indiana State	31	311	10.03
7.	Southern Illinois	36	346	9.61
8.	UNI	31	284	9.16
9.	Bradley	35	312	8.91
10.	Evansville	31	263	8.48

DEFENSIVE REBOUNDS

Rk.	Team	G	No.	Avg/G
1.	UNI	31	764	24.65
2.	Missouri State	33	789	23.91
3.	Wichita State	31	718	23.16
4.	Drake	32	722	22.56
5.	Evansville	31	696	22.45
6.	Creighton	33	740	22.42
7.	Indiana State	31	680	21.94
8.	Illinois State	31	675	21.77
9.	Bradley	35	734	20.97
10.	Southern Illinois	36	730	20.28

3-POINT FIELD GOALS MADE

Rk.	Team	G	3FG	Avg/G
1.	Bradley	35	349	9.97
2.	Illinois State	31	233	7.52
3.	Missouri State	33	243	7.36
4.	Evansville	31	228	7.35
5.	Wichita State	31	219	7.06
6.	Indiana State	31	214	6.90
7.	UNI	31	202	6.52
8.	Southern Illinois	36	224	6.22
9.	Creighton	33		

UNIVERSITY
COACHING STAFF
2007-08 PANTHERS
2006-07 REVIEW
OPPONENTS
HISTORY



SCORING

Rk.	Player, Team	Yr.	G	FG	3FG	FT	Pts.	Avg/G
1.	Nate Funk, CU	Sr.	18	112	33	73	330	18.3
2.	Blake Ahearn, MSU	Sr.	18	86	50	62	284	15.8
3.	Matt Webster, UE	Sr.	18	87	14	95	283	15.7
4.	Levi Dyer, ILS	Jr.	18	95	46	41	277	15.4
5.	Will Franklin, BU	Sr.	18	94	48	35	271	15.1
6.	Ajay Calvin, DU	Sr.	18	106	11	46	269	14.9
	Randal Falcker, SIU	Jr.	18	98	0	73	269	14.9
8.	Daniel Ruffin, BU	Jr.	18	91	41	39	262	14.6
9.	Jamaal Tatum, SIU	Sr.	18	83	36	58	260	14.4
10.	Kyle Wilson, WSU	Sr.	18	87	26	59	259	14.4

FREE THROW PERCENTAGE

Rk.	Player, Team	Yr.	G	FTM	FTA	Pct.
1.	Blake Ahearn, MSU	Sr.	18	62	66	.939
2.	Gabe Moore, INS	Jr.	18	42	47	.894
3.	Nate Funk, CU	Sr.	18	73	84	.869
4.	Kyle Wilson, WSU	Sr.	18	59	68	.868
5.	Nick Porter, CU	Sr.	18	79	96	.823
6.	Al Stewart, CU	Sr.	18	60	73	.822
7.	Brooks McKowen, UNI	Sr.	18	58	71	.817
8.	Jamaal Tatum, SIU	Sr.	18	58	73	.795
9.	Shy Ely, UE	So.	18	38	48	.792
10.	Jay Tunnell, INS	So.	17	35	46	.761

REBOUNDING

Rk.	Player, Team	Yr.	G	OFF	DEF	TOT	Avg/G
1.	Grant Stout, UNI	Sr.	18	41	141	182	10.1
2.	Eric Coleman, UNI	Jr.	18	38	121	159	8.8
3.	Randal Falcker, SIU	Jr.	18	48	102	150	8.3
4.	Anthony Tolliver, CU	Sr.	18	38	81	119	6.6
5.	Dane Watts, CU	Jr.	18	29	87	116	6.4
6.	Bradley Strickland, UE	Sr.	18	38	76	114	6.3
7.	Zach Andrews, BU	Sr.	18	38	73	111	6.2
8.	P.J. Cousinard, WSU	Jr.	17	32	71	103	6.1
9.	Ajay Calvin, DU	Sr.	18	42	67	109	6.1
	Nick Porter, CU	Sr.	18	29	80	109	6.1

STEALS

Rk.	Player, Team	Yr.	G	Steals	Avg/G
1.	Daniel Ruffin, BU	Jr.	18	39	2.17
2.	Gabe Moore, INS	Jr.	18	29	1.61
3.	Nick Grant, DU	Sr.	18	27	1.50
4.	J.J. Tauai, BU	Sr.	18	25	1.39
5.	P.J. Cousinard, WSU	Jr.	17	23	1.35
6.	Josh Dotzler, CU	So.	12	16	1.33
7.	Osiris Eldridge, ILS	Fr.	18	23	1.28
	Al Stewart, DU	Sr.	18	23	1.28
	Matt Shaw, SIU	Jr.	18	23	1.28
10.	Will Franklin, BU	Sr.	18	22	1.22

FIELD GOAL PERCENTAGE

Rk.	Player, Team	Yr.	G	FG	FGA	Pct.
1.	Zach Andrews, BU	Sr.	18	84	124	.677
2.	Greg Dilligard, ILS	Sr.	18	68	105	.648
3.	Randal Falcker, SIU	Jr.	18	98	152	.645
4.	Bradley Strickland, UE	Sr.	18	81	143	.566
5.	Dale Lamberth, MSU	Jr.	18	58	104	.558
	Drew Richards, MSU	Jr.	18	58	104	.558
7.	Anthony Tolliver, CU	Sr.	18	84	154	.545
8.	Levi Dyer, ILS	Jr.	18	95	181	.525
9.	Matt Salley, BU	Jr.	18	58	111	.523
10.	Matt Webster, UE	Sr.	18	87	168	.518

3-POINT FIELD GOAL PERCENTAGE

Rk.	Player, Team	Yr.	G	3FG	3FGA	Pct.
1.	Levi Dyer, ILS	Jr.	18	46	89	.517
2.	Jared Josten, UNI	Jr.	18	23	51	.451
3.	Jason Holsinger, UE	So.	18	52	117	.444
4.	Blake Ahearn, MSU	Sr.	18	50	114	.439
5.	Karon Bradley, WSU	Sr.	18	29	67	.433
6.	Dane Watts, CU	Jr.	18	31	72	.431
7.	Kyle Wilson, WSU	Sr.	18	26	62	.419
8.	Nate Funk, CU	Sr.	18	33	79	.418
9.	Tyler Chaney, MSU	Sr.	18	29	70	.414
10.	Kyle Anslinger, UE	Sr.	18	39	95	.411

ASSISTS


Rk.	Player, Team	Yr.	G	Assists	Avg/G
1.	Daniel Ruffin, BU	Jr.	18	105	5.83
2.	Al Stewart, DU	Sr.	18	101	5.61
3.	Brooks McKowen, UNI	Sr.	18	96	5.33
4.	Jason Holsinger, UE	So.	18	94	5.22
5.	Spencer Laurie, MSU	Jr.	18	76	4.22
6.	Boo Richardson, ILS	Jr.	18	73	4.06
7.	Gabe Moore, INS	Jr.	18	70	3.89
8.	Will Franklin, BU	Sr.	18	66	3.67
9.	Dominatrix Johnson, ILS	Jr.	18	60	3.53
10.	Matt Braeuer, WSU	Jr.	16	55	3.44

3-POINT FIELD GOALS MADE

Rk.	Player, Team	Yr.	G	3FG	Avg/G
1.	Jason Holsinger, UE	So.	18	52	2.89
2.	Blake Ahearn, MSU	Sr.	18	50	2.78
3.	Will Franklin, BU	Sr.	18	48	2.67
4.	Levi Dyer, ILS	Jr.	18	46	2.56
5.	Daniel Ruffin, BU	Jr.	18	41	2.28
6.	Kyle Anslinger, UE	Sr.	18	39	2.17
7.	Danny Adams, BU	Sr.	18	37	2.06
8.	Jamaal Tatum, SIU	Sr.	18	36	2.00
9.	Osiris Eldridge, ILS	Fr.	18	34	1.89
	Marico Stinson, INS	Fr.	18	34	1.89

OFFENSIVE REBOUNDS

Rk.	Player, Team	Yr.	G	No.	Avg/G
1.	Randal Falcker, SIU	Jr.	18	48	2.67
2.	Ajay Calvin, DU	Sr.	18	42	2.33
	Greg Dilligard, ILS	Sr.	18	42	2.33
4.	Grant Stout, UNI	Sr.	18	41	2.28
5.	Bradley Strickland, UE	Sr.	18	38	2.11
	Zach Andrews, BU	Sr.	18	38	2.11
	Eric Coleman, UNI	Jr.	18	38	2.11
	Al Stewart, DU	Sr.	18	38	2.11
	Nathan Bilyeu, MSU	Sr.	18	38	2.11
	Anthony Tolliver, CU	Sr.	18	38	2.11



BLOCKED SHOTS

Rk.	Player, Team	Yr.	G	Blocks	Avg/G
1.	Randal Falcker, SIU	Jr.	18	41	2.28
2.	Anthony Tolliver, CU	Sr.	18	38	2.11
3.	Aliou Keita, DU	Sr.	18	34	1.89
4.	Grant Stout, UNI	Sr.	18	27	1.50
5.	P.J. Cousinard, WSU	Jr.	17	25	1.47
6.	Bradley Strickland, UE	Sr.	18	25	1.39
7.	Greg Dilligard, ILS	Sr.	18	21	1.17
8.	Drew Richards, MSU	Jr.	18	18	1.00
9.	Eric Coleman, UNI	Jr.	18	17	0.94
10.	Matt Salley, BU	Jr.	18	15	0.83

DEFENSIVE REBOUNDS

Rk.	Player, Team	Yr.	G	No.	Avg/G
1.	Grant Stout, UNI	Sr.	18	141	7.83
2.	Eric Coleman, UNI	Jr.	18	121	6.72
3.	Randal Falcker, SIU	Jr.	18	102	5.67
4.	Dane Watts, CU	Jr.	18	87	4.83
5.	Anthony Tolliver, CU	Sr.	18	81	4.50
6.	Nick Porter, CU	Sr.	18	80	4.44
7.	Adam Arnold, INS	So.	18	77	4.28
8.	Bradley Strickland, UE	Sr.	18	76	4.22
9.	P.J. Cousinard, WSU	Jr.	17	71	4.18
10.	Osiris Eldridge, ILS	Fr.	18	75	4.17

ASSIST/TURNOVER RATIO

Rk.	Player, Team	Yr.	G	Asst.	Avg.	TO	Avg.	Ratio
1.	Daniel Ruffin, BU	Jr.	18	105	5.8	38	2.1	2.76
2.	Jason Holsinger, UE	So.	18	94	5.2	35	1.9	2.69
3.	Matt Braeuer, WSU	Jr.	16	55	3.4	21	1.3	2.62
4.	Al Stewart, DU	Sr.	18	101	5.6	41	2.3	2.46
5.	Will Franklin, BU	Sr.	18	66	3.7	32	1.8	2.06
6.	Bryan Mullins, SIU	So.	18	56	3.1	32	1.8	2.06
7.	Gabe Moore, INS	Jr.	18	70	3.9	42	2.3	1.67
8.	Brooks McKowen, UNI	Sr.	18	96	5.3	58	3.2	1.66
9.	Spencer Laurie, MSU	Jr.	18	76	4.2	48	2.7	1.58
10.	Dominatrix Johnson, ILS	Jr.	18	60	3.5	38	2.2	1.58

MINUTES PLAYED

Rk.	Player, Team	Yr.	G	Minutes	Avg/G
1.	Gabe Moore, INS	Jr.	18	666	37.00
2.	Will Franklin, BU	Sr.	18	653	36.28
3.	Nate Funk, CU	Sr.	18	638	35.44
	Brooks McKowen, UNI	Sr.	18	638	35.44
5.	Daniel Ruffin, BU	Jr.	18	633	35.17
6.	Kyle Anslinger, UE	Sr.	18	631	35.06
7.	Anthony Tolliver, CU	Sr.	18	600	33.33
8.	Boo Richardson, ILS	Jr.	18	595	33.06
	Ajay Calvin, DU	Sr.	18	595	33.06
10.	Jason Holsinger, UE	SO.	18	594	33.00

MVC TEAM STATS (conference games)

SCORING OFFENSE

Rk.	Team	G	W-L	Pts.	Avg.G
1.	Missouri State	18	12-6	1343	74.6
2.	Bradley	18	10-8	1301	72.3
3.	Drake	18	6-12	1262	70.1
4.	Creighton	18	13-5	1230	68.3
5.	Evansville	18	6-12	1208	67.1
6.	Wichita State	18	8-10	1198	66.6
7.	UNI	18	9-9	1159	64.4
8.	Illinois State	18	6-12	1153	64.1
9.	Southern Illinois	18	15-3	1142	63.4
10.	Indiana State	18	5-13	1032	57.3

SCORING DEFENSE

Rk.	Team	G	Pts.	Avg/G
1.	Southern Illinois	18	1029	57.2
2.	Creighton	18	1116	62.0
3.	UNI	18	1162	64.6
4.	Indiana State	18	1178	65.4
5.	Wichita State	18	1204	66.9
6.	Missouri State	18	1205	66.9
7.	Illinois State	18	1232	68.4
8.	Evansville	18	1250	69.4
9.	Bradley	18	1292	71.8
10.	Drake	18	1360	75.6

SCORING MARGIN

Rk.	Team	G	OFF	DEF	Margin
1.	Missouri State	18	74.6	66.9	+7.7
2.	Creighton	18	68.3	62.0	+6.3
3.	Southern Illinois	18	63.4	57.2	+6.3
4.	Bradley	18	72.3	71.8	+0.5
5.	UNI	18	64.4	64.6	-0.2
6.	Wichita State	18	66.6	66.9	-0.3
7.	Evansville	18	67.1	69.4	-2.3
8.	Illinois State	18	64.1	68.4	-4.4
9.	Drake	18	70.1	75.6	-5.4
10.	Indiana State	18	57.3	65.4	-8.1

FREE THROW PERCENTAGE

Rk.	Team	G	FTM	FTA	Pct.
1.	Creighton	18	291	380	.766
2.	Evansville	18	262	353	.742
3.	UNI	18	261	356	.727
4.	Indiana State	18	220	303	.726
5.	Drake	18	283	390	.726
6.	Wichita State	18	242	334	.725
7.	Missouri State	18	290	422	.687
8.	Southern Illinois	18	244	363	.672
9.	Bradley	18	189	293	.645
10.	Illinois State	18	199	311	.640

FIELD GOAL PERCENTAGE

Rk.	Team	G	FG	FGA	Pct.
1.	Missouri State	18	459	956	.480
2.	Creighton	18	407	851	.478
3.	Southern Illinois	18	393	849	.463
4.	Bradley	18	469	1024	.458
5.	Evansville	18	403	883	.456
6.	Illinois State	18	411	908	.453
7.	Wichita State	18	417	922	.452
8.	UNI	18	391	878	.445
9.	Drake	18	437	1024	.427
10.	Indiana State	18	344	898	.383

FIELD GOAL PERCENTAGE DEFENSE

Rk.	Team	G	FG	FGA	Pct.
1.	Creighton	18	395	927	.426
2.	UNI	18	407	955	.426
3.	Southern Illinois	18	525	762	.427
4.	Missouri State	18	412	956	.431
5.	Evansville	18	416	927	.449
6.	Indiana State	18	422	940	.449
7.	Wichita State	18	416	925	.450
8.	Illinois State	18	424	918	.462
9.	Bradley	18	441	924	.477
10.	Drake	18	473	959	.493

3-POINT FIELD GOAL PERCENTAGE

Rk.	Team	G	3FG	3FGA	Pct.
1.	Evansville	18	140	339	.413
2.	Missouri State	18	134	332	.407
3.	Bradley	18	174	442	.394
4.	Creighton	18	125	332	.377
5.	Illinois State	18	132	351	.376
6.	UNI	18	116	327	.355
7.	Southern Illinois	18	112	316	.354
8.	Wichita State	18	122	345	.354
9.	Indiana State	18	124	370	.335
10.	Drake	18	105	334	.314

3-POINT FIELD GOAL PERCENTAGE DEFENSE

Rk.	Team	G	3FG	3FGA	Pct.
1.	Indiana State	18	126	368	.342
2.	Missouri State	18	125	364	.343
3.	Creighton	18	120	342	.351
4.	Southern Illinois	18	88	248	.355
5.	Bradley	18	124	344	.360
6.	Evansville	18	140	388	.361
7.	Wichita State	18	125	337	.371
8.	UNI	18	135	362	.373
9.	Illinois State	18	124	322	.385
10.	Drake	18	178	413	.431

REBOUNDING OFFENSE

Rk.	Team	G	Reb.	Avg/G
1.	Missouri State	18	635	35.3
2.	Drake	18	616	34.2
3.	UNI	18	584	32.4
4.	Illinois State	18	572	31.8
5.	Creighton	18	570	31.7
	Wichita State	18	570	31.7
7.	Evansville	18	551	30.6
8.	Indiana State	18	534	29.7
9.	Southern Illinois	18	528	29.3
10.	Bradley	18	492	27.3

REBOUNDING DEFENSE

Rk.	Team	G	Reb.	Avg/G
1.	Southern Illinois	18	496	27.6
2.	Creighton	18	511	28.4
3.	Missouri State	18	543	30.2
4.	Wichita State	18	544	30.2
5.	Evansville	18	557	30.9
6.	Illinois State	18	560	31.1
7.	UNI	18	564	31.3
8.	Drake	18	578	32.1
9.	Indiana State	18	633	35.2
10.	Bradley	18	666	37.0

REBOUNDING MARGIN

Rk.	Team	G	TEAM	Avg.	OPP	Avg.	Margin
1.	Missouri State	18	635	35.3	543	30.2	+5.1
2.	Creighton	18	570	31.7	511	28.4	+3.3
3.	Drake	18	616	34.2	578	32.1	+2.1
4.	Southern Illinois	18	528	29.3	496	27.6	+1.8
5.	Wichita State	18	570	31.7	544	30.2	+1.4
6.	UNI	18	584	32.4	564	31.3	+1.1
7.	Illinois State	18	572	31.8	560	31.1	+0.7
8.	Evansville	18	551	30.6	557	30.9	-0.3
9.	Indiana State	18	534	29.7	633	35.2	-5.5
10.	Bradley	18	492	27.3	666	37.0	-9.7

BLOCKED SHOTS

Rk.	Team	G	Blocks	Avg/G
1.	Southern Illinois	18	60	3.33
2.	Drake	18	55	3.06
	Wichita State	18	55	3.06
4.	Illinois State	18	53	2.94
5.	UNI	18	52	2.89
6.	Creighton	18	49	2.72
	Missouri State	18	49	2.72
8.	Evansville	18	44	2.44
9.	Bradley	18	41	2.28
10.	Indiana State	18	24	1.33

ASSISTS

Rk.	Team	G	Assists	Avg/G
1.	Missouri State	18	278	15.44
2.	Bradley	18	272	15.11
3.	Drake	18	256	14.22
	Wichita State	18	256	14.22
5.	Creighton	18	249	13.83
6.	Illinois State	18	242	13.44
7.	Evansville	18	236	13.11
8.	UNI	18	228	12.67
9.	Southern Illinois	18	219	12.17
10.	Indiana State	18	180	10.00

STEALS

Rk.	Team	G	Steals	Avg/G
1.	Bradley	18	150	8.33
2.	Missouri State	18	126	7.00
3.	Drake	18	115	6.39
4.	Southern Illinois	18	111	6.17
	Creighton	18	111	6.17
6.	Illinois State	18	110	6.11
7.	Wichita State	18	103	5.72
8.	Indiana State	18	91	5.06
9.	Evansville	18	85	4.72
10.	UNI	18	76	4.22

TURNOVER MARGIN

Rk.	Team	G	TEAM	Avg.	OPP	Avg.	Margin
1.	Bradley	18	187	10.4	278	15.4	+5.06
2.	Drake	18	217	12.1	238	13.2	+1.17
3.	Southern Illinois	18	243	13.5	261	14.5	+1.00
4.	Wichita State	18	227	12.6	231	12.8	+0.22
5.	Missouri State	18	239	13.3	238	13.2	-0.06
6.	Indiana State	18	219	12.2	208	11.6	-0.61
7.	Creighton	18	251	13.9	227	12.6	-1.33
8.	UNI	18	225	12.5	196	10.9	-1.61
9.	Evansville	18	245	13.6	212	11.8	-1.83
10.	Illinois State	18	262	14.6	226	12.6	-2.00

ASSIST/TURNOVER RATIO

Rk.	Team	G	Asst.	TO	Avg.	Ratio	
1.	Bradley	18	272	15.1	187	10.4	1.45
2.	Drake	18	256	14.2	217	12.1	1.18
3.	Missouri State	18	278	15.4	239	13.3	1.16
4.	Wichita State	18	256	14.2	227	12.6	1.13
5.	UNI	18	228	12.7	225	12.5	1.01
6.	Creighton	18	249	13.8	251	13.9	0.99
7.	Evansville	18	236	13.1	245	13.6	0.96
8.	Illinois State	18	242	13.4	262	14.6	0.92
9.	Southern Illinois	18	219	12.2	243	13.5	0.90
10.	Indiana State	18	180	10.0	219	12.2	0.82

OFFENSIVE REBOUNDS

Rk.	Team	G	No.	Avg/G
1.	Drake	18	240	13.33
2.	Missouri State	18	184	10.22
3.	Wichita State	18	175	9.72
	Illinois State	18	175	9.72
5.	Southern Illinois	18	169	9.39
6.	Creighton	18	160	8.89
7.	Indiana State	18	157	8.72
8.	Bradley	18	151	8.39
9.	UNI	18	147	8.17
10.	Evansville	18	145	8.06

DEFENSIVE REBOUNDS

Rk.	Team	G	No.	Avg/G
1.	Missouri State	18	451	25.06
2.	UNI	18	437	24.28
3.	Creighton	18	410	22.78
4.	Evansville	18	406	22.56
5.	Illinois State	18	397	22.06
6.	Wichita State	18	395	21.94
7.	Indiana State	18	377	20.94
8.	Drake	18	376	20.89
9.	Southern Illinois	18	359	19.94
10.	Bradley	18	341	18.94

3-POINT FIELD GOALS MADE

Rk.	Team	G	3FG	Avg/G
1.	Bradley	18	174	9.67
2.	Evansville	18	140	7.78
3.	Missouri State	18	135	7.5

TYLER GRIFFIN


Year	GP	GS	Min	Avg	FG	FGA	Pct	FG	FGA	Pct	FT	FTA	Pct	Rebounds				PF	FO	Ast	TO	Blk	Stl	Pts	Avg
														Off	Def	Tot	Avg								
2004-05	8	0	15	1.9	1	6	.167	1	3	.333	0	1	.000	2	2	4	0.5	1	0	0	1	1	0	3	0.4
2005-06	12	0	42	3.5	2	7	.286	0	5	.000	3	4	.750	2	1	3	0.3	5	0	2	0	2	0	7	0.6
2006-07	7	0	13	1.9	1	7	.143	1	7	.143	0	0	.000	0	0	0	0.0	2	0	0	0	0	0	3	0.4
TOTAL	27	0	70	2.6	4	20	.200	2	15	.133	3	5	.600	4	3	7	0.3	8	0	2	1	3	0	13	0.5

BROOKS MCKOWEN

Year	GP	GS	Min	Avg	FG	FGA	Pct	FG	FGA	Pct	FT	FTA	Pct	Rebounds				PF	FO	Ast	TO	Blk	Stl	Pts	Avg
														Off	Def	Tot	Avg								
2003-04	31	25	664	21.4	63	170	.371	41	122	.336	67	85	.788	10	52	62	2.0	66	0	83	65	2	29	234	7.5
2004-05	32	28	562	17.6	35	99	.354	19	63	.302	20	30	.667	6	55	61	1.9	54	1	71	43	3	17	109	3.4
2005-06	33	33	996	30.2	56	161	.348	25	93	.269	47	63	.746	10	78	88	2.7	72	1	92	64	0	31	184	5.6
2006-07	31	31	1077	34.7	99	243	.407	31	98	.316	100	128	.781	8	114	122	3.9	78	2	179	97	3	34	329	10.6
TOTAL	127	117	3299	26.0	253	673	.376	116	376	.309	234	306	.765	34	299	333	2.6	270	4	425	269	8	111	856	6.7

GRANT STOUT

Year	GP	GS	Min	Avg	FG	FGA	Pct	FG	FGA	Pct	FT	FTA	Pct	Rebounds				PF	FO	Ast	TO	Blk	Stl	Pts	Avg
														Off	Def	Tot	Avg								
2003-04	31	0	358	11.5	38	68	.559	1	5	.200	14	23	.609	31	72	103	3.3	40	1	9	18	17	6	91	2.9
2004-05	32	32	1012	31.6	129	237	.544	10	31	.323	92	118	.780	73	172	245	7.7	78	1	37	43	75	33	360	11.3
2005-06	33	33	1073	32.5	143	263	.544	18	58	.310	87	119	.731	81	213	294	8.9	75	1	42	54	80	28	391	11.8
2006-07	31	31	934	30.1	142	303	.469	34	90	.378	72	112	.643	70	208	278	9.0	73	1	53	43	50	18	390	12.6
TOTAL	127	96	3377	26.6	452	871	.519	63	184	.342	265	372	.712	255	665	920	7.2	266	4	141	158	222	85	1232	9.7



2006-07 BOX SCORES

EXHIBITION 1: UNI 75, Central 41

Nov. 1, 2006
West Gym -- Cedar Falls, Iowa

Central (41)

##	PLAYER	MIN	FG-A	FT-A	REB	A	PF	TP
34	Pedersen	22	1-7	1-4	3	0	1	3
24	Driftmeier	12	3-7	0-0	2	1	1	6
10	Clark	23	1-7	1-2	0	1	1	3
22	De Hoogh	18	2-7	1-2	1	1	2	6
33	Lind	12	0-1	0-0	1	0	0	0
4	Phillips	12	1-4	0-0	0	0	1	3
12	Madsen	14	1-3	0-0	2	0	0	3
20	Ley	20	4-8	0-1	4	1	3	10
23	Meyer	10	0-0	0-0	0	0	0	0
35	Lang	12	0-1	0-0	0	0	0	0
40	Liming	20	1-3	0-0	5	0	2	2
42	Poetting	9	1-2	0-0	1	0	0	3
44	Holan	2	0-0	0-0	0	1	0	0
52	Davidson	12	0-1	0-0	1	1	0	0
53	Lund	2	1-1	0-0	0	0	1	2
Totals		200	16-52	3-9	22	6	12	41

UNI (75)

##	PLAYER	MIN	FG-A	FT-A	REB	A	PF	TP
32	Stout	17	6-7	1-2	6	1	0	15
2	Coleman	11	2-4	0-0	4	2	0	4
14	Josten	21	4-5	0-0	0	2	0	8
21	Brown	19	4-7	1-3	5	1	1	9
23	McKowen	14	1-2	0-0	0	0	2	2
1	Molstead	7	2-4	0-0	0	0	1	0
5	Jones	15	2-2	1-1	0	2	0	6
10	Haak	13	0-2	0-0	3	3	0	0
11	Ahelegbe	14	2-3	0-0	1	1	0	5
13	Viet	13	1-1	0-0	1	1	0	3
22	Dunham	8	1-2	0-0	1	0	0	2
33	Griffin	12	0-3	0-0	3	1	1	0
34	Koch	21	1-4	0-0	4	1	1	2
53	Eglseder	15	6-8	2-2	10	0	1	14
Totals		200	32-54	5-8	41	15	7	75

Halftime -- UNI 38, CC 19 3-Pt. Shooting -- CC 6-20 (Clark 0-3, De Hoogh 1-5, Lind 0-1, Phillips 1-4, Madsen 1-2, Ley 2-3, Lang 0-1, Poetting 1-1), UNI 6-14 (Stout 2-2, Brown 0-1, Molstead 1-3, Jones 1-1, Haak 0-1, Ahelegbe 1-2, Viet 1-1, Griffin 0-1, Koch 0-2). Turnovers -- CC 15, UNI 14. Blocks -- CC 2, UNI 2. Steals -- CC 7, UNI 6

EXHIBITION 2: UNI 70, SW Minn. St. 58

Nov. 6, 2006
West Gym -- Cedar Falls, Iowa

Southwest Minnesota State (58)

##	PLAYER	MIN	FG-A	FT-A	REB	A	PF	TP
32	Orum	17	0-3	0-0	3	1	5	0
44	VanKlombenborg	30	10-14	4-5	6	2	4	26
12	Krome	28	1-6	0-0	2	1	2	2
22	Fletcher	29	2-8	1-2	3	2	2	7
25	Krenske	31	3-6	1-3	1	2	2	9
4	Beilke	13	0-1	2-2	1	0	2	2
13	Hogan	6	0-1	0-0	0	1	0	0
23	Peschong	17	1-1	0-1	2	0	0	2
33	Andrews	7	1-2	2-2	0	0	4	4
34	Solbrack	9	0-1	0-0	4	0	3	0
45	Dale	13	2-8	2-4	4	0	1	6
Totals		200	6-18	12-19	29	9	25	58

UNI (70)

##	PLAYER	MIN	FG-A	FT-A	REB	A	PF	TP
32	Stout	27	4-5	6-6	6	1	4	15
2	Coleman	25	5-11	5-11	12	2	1	15
14	Josten	30	4-8	0-0	4	1	2	10
21	Brown	24	2-4	2-2	1	0	2	6
23	McKowen	23	1-4	2-3	0	3	3	4
5	Jones	16	0-1	0-0	2	0	2	0
11	Ahelegbe	17	1-2	1-2	1	2	2	4
13	Viet	11	3-4	0-0	0	1	0	8
34	Koch	14	0-4	2-3	0	2	0	2
53	Eglseder	13	2-2	2-2	3	0	1	6
Totals		200	22-45	20-29	34	12	17	70

Halftime -- UNI 32, SMSU 31. 3-Pt. Shooting -- SMSU 6-18 (Orum 0-2, VanKlombenborg 2-3, Krome 0-2, Fletcher 2-5, Krenske 2-4, Hogan 0-1, Andrews 0-1), UNI 6-13 (Stout 1-1, Josten 2-3, Brown 0-1, McKowen 0-1, Jones 0-1, Ahelegbe 1-2, Viet 2-3, Koch 0-1). Turnovers -- SMSU 12, UNI 13. Blocks -- SMSU 1, UNI 5. Steals -- SMSU 4, UNI 4.

GAME 1: UNI 68, Nicholls State 63

Nov. 12, 2006
Bank of America Arena -- Seattle, Wash.

Nicholls State (63)

##	PLAYER	MIN	FG-A	FT-A	REB	A	PF	TP
20	Gray	34	8-14	2-7	9	1	2	20
21	Bathie	27	1-4	0-0	4	0	4	2
34	Scott	33	4-12	0-0	3	3	5	11
13	Boyce	19	2-3	0-0	4	1	2	4
5	Payne	31	2-7	2-2	2	5	4	8
2	Crockett	19	1-1	0-0	0	2	1	3
22	Shanks	17	2-5	0-0	1	2	2	6
23	Verner	20	3-5	0-0	2	0	0	9
Totals		200	23-51	4-9	26	14	20	63

UNI (68)

##	PLAYER	MIN	FG-A	FT-A	REB	A	PF	TP
32	Stout	27	3-9	5-6	10	1	0	11
2	Coleman	30	6-11	4-7	15	0	0	16
14	Josten	39	4-9	0-1	1	2	1	12
21	Brown	19	2-5	2-2	2	1	4	7
23	McKowen	35	0-7	3-4	3	5	5	3
5	Jones	18	2-4	0-0	0	0	3	6
11	Ahelegbe	4	0-0	0-0	0	1	0	0
13	Viet	22	3-7	2-2	2	2	1	11
34	Koch	4	1-3	0-0	2	0	0	2
53	Eglseder	2	0-0	0-0	0	0	0	0
Totals		200	21-55	16-22	35	12	14	68

Halftime -- UNI 35, NSU 31. 3-Pt. Shooting -- NSU 13-32 (Gray 2-5, Bathie 0-2, Scott 3-8, Boyce 0-1, Payne 2-5, Crockett 1-1, Shanks 2-5, Verner 3-5), UNI 10-29 (Stout 0-1, Josten 4-6, Brown 1-3, McKowen 0-6, Jones 2-4, Viet 3-7, Koch 0-1). Turnovers -- NSU 15, UNI 13. Blocks -- NSU 2, UNI 3. Steals -- NSU 3, UNI 4. Attendance -- 500.

GAME 2: UNI 83, Pepperdine 58

Nov. 13, 2006
Bank of America Arena -- Seattle, Wash.

Pepperdine (58)

##	PLAYER	MIN	FG-A	FT-A	REB	A	PF	TP
14	Galick	16	0-0	0-0	1	0	2	0
52	Oakes	12	1-1	0-0	1	0	3	2
3	Barlow	22	4-9	0-0	1	2	3	10
5	Lea	26	7-12	5-7	4	3	2	22
23	Griffin	23	1-8	2-2	0	1	2	4
2	Wallace	10	0-1	0-0	1	0	0	0
4	Pranciliauskas	22	1-7	0-0	1	1	1	3
10	Costain	21	4-6	0-0	1	0	1	12
12	Walberg	30	2-9	1-2	3	2	4	5
34	Carr	4	0-1	0-0	0	0	1	0
50	Henry	14	0-2	0-1	2	0	1	0
Totals		200	20-56	8-12	18	9	20	58

UNI (83)

##	PLAYER	MIN	FG-A	FT-A	REB	A	PF	TP
32	Stout	13	3-4	0-1	4	0	2	6
2	Coleman	17	3-6	3-3	6	1	3	9
14	Josten	25	2-8	0-0	0	3	0	6
21	Brown	24	6-10	2-3	7	2	4	16
23	McKowen	27	4-7	2-2	5	8	1	11
5	Jones	20	3-3	0-0	1	0	0	9
10	Haak	3	0-0	0-0	0	0	0	0
11	Ahelegbe	21	3-4	2-3	2	2	2	9
13	Viet	9	0-0	0-0	0	0	1	0
33	Griffin	3	0-1	0-0	0	0	1	0
34	Koch	24	2-2	5-5	7	0	1	9
53	Eglseder	14	4-7	0-0	7	0	2	8
Totals		200	30-52	14-17	41	16	17	83

Halftime -- UNI 45, PU 25. 3-Pt. Shooting -- PU 10-36 (Barlow 2-5, Lea 3-7, Griffin 0-6, Pranciliauskas 1-7, Costain 4-5, Walberg 0-6), UNI 9-12 (Josten 2-2, Brown 2-3, McKowen 1-1, Jones 3-3, Ahelegbe 1-2, Griffin 0-1). Turnovers -- PU 8, UNI 14. Blocks -- PU 4, UNI 2. Steals -- PU 4, UNI 2. Attendance -- 500.

GAME 3: #17 Washington 70, UNI 61

Nov. 14, 2006
Bank of America Arena -- Seattle, Wash.

UNI (61)

##	PLAYER	MIN	FG-A	FT-A	REB	A	PF	TP
32	Stout	31	7-15	2-3	10	2	4	17
2	Coleman	25	7-10	2-4	9	3	5	16
14	Josten	23	1-4	0-0	0	2	5	2
21	Brown	26	3-6	0-0	2	1	3	6
23	McKowen	37	0-5	2-2	0	9	4	2
5	Jones	16	0-1	2-2	1	0	0	2

10	Haak	1	0-0	0-0	0	0	0	0
11	Ahelegbe	4	1-1	1-2	0	0	2	3
13	Viet	17	2-6	0-1	1	1	2	6
34	Koch	11	0-2	0-0	2	0	1	0
53	Eglseder	10	3-3	1-1	0	0	2	7
Totals		200	24-53	10-15	28	18	28	61

#17 Washington (70)

##	PLAYER	MIN	FG-A	FT-A	REB	A	PF	TP
24	Pondexter	29	2-6	2-3	5	0	2	6
40	Brockman	18	2-6	3-4	4	0	5	7
10	Hawes	30	6-13	4-4	7	1	3	16
5	Dentmon	33	5-10	6-6	6	3	3	17
20	Appleby	32	5-9	1-1	2	0	2	14
2	Oliver	18	3-5	0-0	5	2	2	6
11	Burmeister	9	0-1	2-3	0	1	0	2
21	Wallace	12	1-4	0-0	2	0	1	2
22	Gasser	15	0-2	0-0	2	1	0	0
44	Nelson	4	0-0	0-0	0	0	1	0
Totals		200	4-14	18-21	35	8	19	70

Halftime -- UNI 31, UW 28. 3-Pt. Shooting -- UNI 3-16 (Stout 1-2, Josten 0-1, Brown 0-2, McKowen 0-4, Jones 0-1, Viet 2-6), UW 4-14 (Pondexter 0-1, Dentmon 1-4, Appleby 3-6, Oliver 0-2, Burmeister 0-1). Turnovers -- UNI 17, UW 17. Blocks -- UNI 1, UNI 3. Steals -- UNI 8, UW 3. Attendance -- 9,771.

GAME 4: UNI 69, UW-Milwaukee 58

Nov. 19, 2006
McLeod Center -- Cedar Falls, Iowa

UW-Milwaukee (58)

##	PLAYER	MIN	FG-A	FT-A	REB	A	PF	TP
24	Skinner	11	2-6	0-0	1	0	4	4
25	Paulsen	31	4-12	5-5	3	0	4	14
0	Smith	25	3-9	3-3	3	1	4	9
5	Franklin	27	3-8	0-1	3	1	2	6
12	Hanson	34	2-5					

UNI (69)									
#	PLAYER	MIN	FG-A	FT-A	REB	A	PF	TP	
2	Coleman	33	5-10	6-9	7	4	2	16	
32	Stout	25	4-8	3-6	8	0	1	11	
14	Josten	19	1-4	0-0	1	1	0	3	
21	Brown	20	3-8	0-0	1	0	2	6	
23	McKowen	37	3-7	4-4	1	7	0	10	
5	Jones	7	1-2	0-0	1	0	0	3	
10	Haak	1	0-0	0-0	0	0	0	0	
11	Ahelegbe	17	2-3	1-2	2	1	1	7	
13	Viet	20	2-4	2-2	1	0	2	11	
33	Griffin	1	0-0	0-0	0	0	0	0	
34	Koch	17	0-4	2-2	3	1	2	2	
53	Eglseder	5	0-2	0-0	1	0	0	0	
Totals		200	22-52	18-25	32	14	10	69	

Halftime -- UNI 28, SDSU 23. 3-Pt. Shooting -- SDSU 6-19 (Casey 0-3, Kleinjan, 1-2, Cadwell 3-10, Loney 1-2, Yackley 1-1, Bassett 0-1), UNI 7-19 (Josten 1-3, Brown 0-3, McKowen 0-2, Jones 1-1, Ahelegbe 2-3, Viet 3-4, Koch 0-3). Turnovers -- SDSU 19, UNI 13. Blocks -- SDSU 2, UNI 5. Steals -- SDSU 4, UNI 8. Attendance -- 5,663.

GAME 6: UNI 70, Iowa State 57

Nov. 29, 2006
UNI-Dorne -- Cedar Falls, Iowa

Iowa State (57)									
#	PLAYER	MIN	FG-A	FT-A	REB	A	PF	TP	
4	W. Johnson	32	6-9	1-2	4	1	1	14	
13	Clark	35	5-12	2-2	7	1	4	12	
33	Hubalek	35	4-18	2-2	7	0	2	12	
3	McIntosh	23	0-3	0-0	0	2	2	0	
24	Taylor	29	1-9	2-3	5	7	4	5	
1	Dunson	18	1-5	0-0	2	1	2	3	
2	Jacobson	1	0-0	0-0	0	0	0	0	
21	Currie	3	0-0	0-0	0	0	0	0	
25	Gray	20	5-10	0-0	9	0	4	11	
31	C. Johnson	4	0-1	0-0	0	0	0	0	
Totals		200	22-67	5-8	42	12	21	57	

UNI (70)									
#	PLAYER	MIN	FG-A	FT-A	REB	A	PF	TP	
32	Stout	31	3-9	2-5	10	1	2	8	
2	Coleman	32	8-17	1-4	11	1	2	17	
18	Josten	18	0-2	2-2	0	0	3	2	
21	Brown	38	7-14	0-2	5	2	2	16	
23	McKowen	39	6-12	12-13	7	6	1	27	
5	Jones	2	0-0	0-0	1	0	0	0	
11	Ahelegbe	16	0-2	0-0	3	2	2	0	
13	Viet	7	0-0	0-0	2	0	0	0	
33	Griffin	1	0-0	0-0	0	0	0	0	
34	Koch	8	0-2	0-0	2	0	0	0	
53	Eglseder	9	0-3	0-0	1	0	1	0	
Totals		200	24-61	17-26	47	12	13	70	

Halftime -- UNI 33, ISU 24. 3-Pt. Shooting -- ISU 8-19 (Hubalek 2-4, Clark 2-6, Dunson 1-1, W. Johnson 1-2, Taylor 1-2, McIntosh 0-1, C. Johnson 0-1), UNI 5-15 (McKowen 3-3, Brown 2-5, Ahelegbe 0-2, Koch 0-2, Stout 0-2). Turnovers -- ISU 12, UNI 10. Blocks -- ISU 9, UNI 3. Steals -- ISU 2, UNI 6. Attendance -- 9,517.

GAME 7: UNI 57, Bucknell 48

Dec. 2, 2006
Sojka Pavilion -- Lewisburg, Pa.

UNI (57)									
#	PLAYER	MIN	FG-A	FT-A	REB	A	PF	TP	
32	Stout	31	5-12	1-3	6	1	1	13	
2	Coleman	33	6-8	2-4	10	0	1	14	
14	Josten	27	3-6	2-2	0	0	1	8	
21	Brown	18	1-3	1-2	2	1	4	3	
23	McKowen	35	4-8	6-6	3	6	2	17	
5	Jones	5	0-0	0-0	1	0	0	0	
11	Ahelegbe	23	0-1	0-0	4	3	3	0	
13	Viet	13	0-3	0-0	0	0	1	0	
34	Koch	8	0-2	0-0	0	0	0	0	
53	Eglseder	7	1-2	0-0	1	0	1	2	
Totals		200	20-45	12-17	29	12	13	57	

Bucknell (48)									
#	PLAYER	MIN	FG-A	FT-A	REB	A	PF	TP	
1	Mastropalo	25	2-4	0-0	2	1	5	4	
4	Brown	32	2-5	0-1	3	1	2	4	
32	McNaughton	27	4-8	2-3	9	3	3	10	
5	Badmus	30	5-12	0-0	2	2	5	11	
11	Griffin	31	2-6	2-2	4	2	0	6	
2	Thomas	14	1-3	0-0	3	0	1	3	
10	Castleberry	13	1-2	0-0	1	2	0	3	
14	Vegotsky	16	1-3	2-2	0	0	0	5	

31	Behan	2	0-1	0-2	0	0	0	0
42	Linthicum	10	1-3	0-0	1	0	0	2
Totals		200	19-47	6-10	26	11	16	48

Halftime -- UNI 28, BU 24. 3-Pt. Shooting -- UNI 5-21 (Stout 2-4, Josten 0-3, Brown 0-2, McKowen 3-6, Ahelegbe 0-1, Viet 0-3, Koch 0-2), BU 4-17 (McNaughton 0-1, Badmus 1-5, Griffin 0-3, Thomas 1-2, Castleberry 1-2, Vegotsky 1-3, Behan 0-1). Turnovers -- UNI 8, BU 10. Blocks -- UNI 4, BU 1. Steals -- UNI 2, BU 5. Attendance -- 4,011.

GAME 8: UNI 57, Iowa 55

Dec. 5, 2006
Carver-Hawkeye Arena -- Iowa City, Iowa

UNI (57)									
#	PLAYER	MIN	FG-A	FT-A	REB	A	PF	TP	
32	Stout	27	5-10	1-3	7	0	3	12	
2	Coleman	37	6-16	9-11	15	1	1	21	
14	Josten	35	1-4	4-4	0	2	1	6	
21	Brown	33	3-7	0-0	3	0	4	7	
23	McKowen	38	1-7	5-8	9	7	3	7	
5	Jones	3	0-0	0-0	0	0	0	0	
11	Ahelegbe	8	0-0	0-0	1	0	0	0	
13	Viet	3	0-1	0-1	0	0	0	0	
34	Koch	3	0-0	0-0	1	0	0	0	
53	Eglseder	12	1-3	2-2	5	0	2	4	
Totals		200	17-48	21-29	44	10	14	57	

Iowa (55)									
#	PLAYER	MIN	FG-A	FT-A	REB	A	PF	TP	
34	Smith	36	9-15	1-3	6	1	5	20	
44	Tate	26	1-8	0-0	4	2	4	2	
52	Looby	14	0-1	0-0	4	0	4	0	
1	Haluska	33	3-10	2-2	3	3	3	9	
24	Johnson	10	1-5	0-0	0	0	2	3	
4	Angle	11	0-1	2-2	0	0	1	2	
11	Freeman	29	4-9	0-0	4	4	4	11	
35	Henderson	11	0-1	0-0	0	2	0	0	
53	Gorney	30	4-13	0-0	9	0	1	8	
Totals		200	22-63	5-7	24	11	24	55	

Halftime -- UI 28, UNI 18. 3-Pt. Shooting -- UNI 2-9 (Stout 1-2, Brown 1-3, McKowen 0-3, Viet 0-1), UI 6-14 (Smith 1-3, Haluska 1-3, Johnson 1-2, Angle 0-1, Freeman 3-5). Turnovers -- UNI 15, UI 10. Blocks -- UNI 8, UI 0. Steals -- UNI 3, UI 5. Attendance -- 11,047.

GAME 9: UNI 85, UMKC 53

Dec. 9, 2006
McLeod Center -- Cedar Falls, Iowa

UMKC (53)									
#	PLAYER	MIN	FG-A	FT-A	REB	A	PF	TP	
15	Stephens	21	1-8	0-0	3	0	2	2	
45	Crawford	11	0-4	0-0	2	0	0	0	
3	Brumagin	20	1-6	0-0	1	0	2	2	
10	Johnson	37	5-13	2-2	4	3	2	14	
44	Day	36	8-12	0-0	4	3	0	21	
4	Hartsock	10	0-1	0-0	1	0	2	0	
14	Pledger	25	2-9	0-1	7	0	2	4	
22	Blackwell	18	2-7	0-0	0	0	0	6	
23	Ayuba	9	1-3	2-2	0	1	1	4	
30	Jurczak	2	0-0	0-0	0	0	0	0	
33	Gettinger	7	0-0	0-0	1	0	3	0	
54	Spears	4	0-0	0-0	2	0	1	0	
Totals		200	20-63	4-5	28	7	15	53	

UNI (85)									
#	PLAYER	MIN	FG-A	FT-A	REB	A	PF	TP	
32	Stout	26	5-7	3-5	8	1	0	13	
2	Coleman	19	7-8	1-3	13	2	1	15	
14	Josten	16	1-4	0-0	0	2	0	3	
21	Brown	15	1-4	4-4	1	1	0	7	
23	McKowen	25	0-1	0-0	2	9	0	0	
5	Jones	12	2-4	0-0	1	1	0	6	
10	Haak	22	0-0	0-0	1	2	1	6	
11	Ahelegbe	22	2-5	0-0	2	2	1	5	
13	Viet	23	7-8	3-4	0	1	1	24	
33	Griffin	4	1-3	0-0	0	0	1	3	
34	Koch	18	1-4	0-2	3	1	1	2	
53	Eglseder	14	2-2	3-4	5	0	1	7	
Totals		200	29-50	14-22	42	22	7	85	

Halftime -- UNI 37, UMKC 21. 3-Pt. Shooting -- UMKC 9-26 (Brumagin 0-4, Johnson 2-7, Day 5-7, Blackwell 2-7, Ayuba 0-1), UNI 13-30 (Stout 0-1, Josten 1-2, Brown 1-4, McKowen 0-1, Jones 2-4, Ahelegbe 1-4, Viet 7-8, Griffin 1-3, Koch 0-3). Turnovers -- UMKC 4, UNI 9. Blocks -- UMKC 0, UNI 2. Steals -- UMKC 6, UNI 1. Attendance -- 5,127.

GAME 10: Loyola 76, UNI 67

Dec. 16, 2006
Gentile Center -- Chicago, Ill.

UNI (67)									
#	PLAYER	MIN	FG-A	FT-A	REB	A	PF	TP	
32	Stout	22	3-7	0-0	4	2	4	8	
2	Coleman	36	5-10	2-3	15	2			

2006-07 BOX SCORES

GAME 12: UNI 76, Bradley 65

Dec. 27, 2006
McLeod Center -- Cedar Falls, Iowa

Bradley (65)

#	PLAYER	MIN	FG-A	FT-A	REB	A	PF	TP
10	Tauai	25	3-7	0-1	2	2	5	8
21	Andrews	20	1-3	1-2	4	0	2	3
4	Franklin	35	4-10	1-2	6	2	2	12
14	Crouch	38	4-11	3-4	5	2	3	14
20	Ruffin	38	4-11	10-11	0	6	4	20
22	Salley	23	2-6	1-3	6	0	4	5
32	Adams	21	1-4	0-0	1	0	1	3
Totals		200	19-52	16-23	28	12	21	65

UNI (76)

#	PLAYER	MIN	FG-A	FT-A	REB	A	PF	TP
32	Stout	29	4-7	8-10	15	2	2	17
2	Coleman	33	7-13	2-5	14	2	3	16
14	Josten	33	3-7	0-0	0	1	3	7
21	Brown	26	5-7	0-0	1	0	3	12
23	McKowen	29	4-9	2-2	4	5	3	11
11	Ahelegbe	15	1-5	1-2	3	2	3	4
13	Viet	18	2-5	2-2	3	0	2	8
34	Koch	17	0-1	1-2	1	2	2	1
Totals		200	26-54	16-23	44	14	21	76

Halftime -- UNI 42, BU 28. 3-Pt. Shooting -- BU 11-23 (Tauai 2-4, Franklin 3-3, Crouch 3-6, Ruffin 2-6, Adams 1-4), UNI 8-19 (Stout 1-3, Josten 1-2, Brown 2-3, McKowen 1-3, Ahelegbe 1-3, Viet 2-5). Turnovers -- BU 10, UNI 13. Blocks -- BU 1, UNI 4. Steals -- BU 10, UNI 4. Attendance -- 6,511.

GAME 13: UNI 63, #16 Wichita State 59

Dec. 30, 2006
Charles Koch Arena -- Wichita, Kan.

UNI (63)

#	PLAYER	MIN	FG-A	FT-A	REB	A	PF	TP
32	Stout	35	8-16	0-0	9	2	3	17
2	Coleman	25	4-6	3-5	11	2	4	11
14	Josten	24	1-2	0-2	0	0	2	3
21	Brown	29	1-8	4-4	2	0	3	7
23	McKowen	35	3-10	7-9	8	1	1	13
5	Jones	4	0-0	0-0	0	0	0	0
11	Ahelegbe	17	0-2	0-0	0	1	0	0
13	Viet	11	2-5	0-0	0	0	6	3
34	Koch	16	1-2	2-3	3	2	3	4
53	Eglseder	4	1-2	0-0	1	0	0	2
Totals		200	21-53	16-23	40	8	16	63

#16 Wichita State (59)

#	PLAYER	MIN	FG-A	FT-A	REB	A	PF	TP
2	Cousinard	25	3-6	1-2	5	5	5	7
4	Martin	24	1-5	2-2	6	0	3	4
32	Wilson	30	7-16	2-2	5	1	2	18
22	Braeuer	30	3-11	3-5	4	3	0	10
33	Ogirri	30	2-6	2-2	1	1	4	8
1	Mekel	10	0-1	0-0	0	2	1	0
5	Preadom	8	0-1	0-0	0	0	0	0
10	Bradley	18	0-4	0-0	5	2	3	0
11	Thomasson	25	6-10	0-0	5	0	3	12
Totals		200	22-60	10-13	37	14	21	59

Halftime -- WSU 25, UNI 22. 3-Pt. Shooting -- UNI 5-19 (Stout 1-4, Josten 1-1, Brown 1-7, McKowen 0-1, Ahelegbe 0-1, Viet 2-5), WSU 5-25 (Cousinard 0-2, Wilson 2-6, Braeuer 1-7, Ogirri 1-6, Mekel 0-1, Preadom 0-1, Bradley 0-1, Thomasson 0-1). Turnovers -- UNI 11, WSU 11. Blocks -- UNI 0, WSU 5. Steals -- WSU 3, UNI 3. Attendance -- 10,478.

GAME 14: UNI 64, Evansville 61

Jan. 3, 2007
McLeod Center -- Cedar Falls, Iowa

Evansville (61)

#	PLAYER	MIN	FG-A	FT-A	REB	A	PF	TP
33	Webster	34	2-8	8-10	9	0	5	12
55	Strickland	26	5-11	1-2	4	2	4	11
4	Anslinger	34	1-4	2-2	3	0	1	4
15	Cousinard	11	0-4	0-0	2	0	1	0
22	Holsinger	37	3-6	2-2	4	4	5	11
2	Stalbergs	20	3-6	4-4	4	1	3	12
5	Ely	23	3-5	0-0	2	4	1	6
10	Morrow	3	0-1	0-0	1	0	0	0
21	Granger	12	2-3	0-0	1	0	0	5
Totals		200	19-48	17-20	33	11	20	61

UNI (64)

#	PLAYER	MIN	FG-A	FT-A	REB	A	PF	TP
32	Stout	32	5-10	7-9	10	1	4	17
2	Coleman	28	2-6	3-7	6	0	4	7
14	Josten	30	3-5	0-0	1	2	2	8
21	Brown	18	3-6	2-2	0	0	0	10
23	McKowen	36	2-6	0-1	4	8	1	5
5	Jones	2	0-1	0-0	0	0	0	0
11	Ahelegbe	13	1-1	0-0	2	0	0	2
13	Viet	23	3-6	3-4	0	0	0	11
34	Koch	17	0-3	2-2	3	1	2	2
53	Eglseder	1	1-2	0-0	1	0	0	2
Totals		200	20-46	17-25	28	12	13	64

Halftime -- UNI 27, UE 20. 3-Pt. Shooting -- UE 6-15 (Anslinger 0-3, Cousinard 0-1, Holsinger 3-6, Stalbergs 2-2, Ely 0-1, Granger 1-2), UNI 7-21 (Stout 0-4, Josten 2-3, Brown 2-4, McKowen 1-4, Viet 2-5). Turnovers -- UE 11, UNI 12. Blocks -- UE 2, UNI 5. Steals -- UE 4, UNI 6. Attendance -- 5,134.

GAME 15: UNI 66, Southern Illinois 61

Jan. 6, 2007
McLeod Center -- Cedar Falls, Iowa

Southern Illinois (61)

#	PLAYER	MIN	FG-A	FT-A	REB	A	PF	TP
14	Falkner	33	8-10	1-1	10	2	5	17
32	Shaw	34	4-8	0-0	4	1	4	9
3	Tatum	34	6-12	4-6	3	1	1	18
10	Mullins	31	1-6	3-4	1	2	4	5
15	Young	34	3-10	0-0	4	2	4	5
22	Green	5	0-2	0-0	0	0	0	0
23	Foster	5	0-0	0-0	0	0	2	0
24	Clemmons	16	1-2	1-2	2	1	1	4
35	Boyle	8	0-2	0-0	1	0	3	0
Totals		200	23-52	9-13	27	9	24	61

UNI (66)

#	PLAYER	MIN	FG-A	FT-A	REB	A	PF	TP
32	Stout	36	4-8	5-8	11	4	0	13
2	Coleman	27	3-5	6-9	6	0	1	12
14	Josten	27	4-5	4-4	0	1	4	12
21	Brown	19	1-3	0-0	1	1	2	2
23	McKowen	35	1-6	5-6	1	6	3	7
5	Jones	2	0-0	0-0	0	0	0	0
11	Ahelegbe	17	1-2	0-0	1	0	2	2
13	Viet	20	3-5	2-2	3	0	2	10
34	Koch	14	3-5	0-0	1	0	1	6
53	Eglseder	3	1-1	0-0	1	0	0	2
Totals		200	21-40	22-29	27	12	15	66

Halftime -- UNI 25, SIU 23. 3-Pt. Shooting -- SIU 6-21 (Shaw 1-4, Tatum 2-4, Mullins 0-5, Young 2-6, Clemmons 1-2), UNI 2-11 (Stout 0-2, Brown 0-1, McKowen 0-3, Ahelegbe 0-1, Viet 2-4). Turnovers -- SIU 11, UNI 10. Blocks -- SIU 1, UNI 5. Steals -- SIU 6, UNI 6. Attendance -- 6,731.

GAME 16: Illinois State 67, UNI 64 (ot)

Jan. 9, 2007
Redbird Arena -- Normal, Ill.

UNI (64)

#	PLAYER	MIN	FG-A	FT-A	REB	A	PF	TP
32	Stout	30	3-10	2-2	8	3	4	8
2	Coleman	35	4-8	4-7	7	5	4	12
14	Josten	37	3-7	2-2	0	1	3	9
21	Brown	20	1-4	0-0	0	0	1	2
23	McKowen	39	4-8	2-2	9	4	2	9
5	Jones	2	0-0	0-0	0	0	0	0
11	Ahelegbe	13	0-3	0-0	2	1	0	0
13	Viet	24	3-7	0-0	0	1	2	9
34	Koch	18	2-5	3-4	1	0	1	7
53	Eglseder	7	2-2	1-2	2	0	1	5
Totals		225	22-54	14-19	32	15	18	64

Illinois State (67)

#	PLAYER	MIN	FG-A	FT-A	REB	A	PF	TP
50	Dilligard	28	2-4	0-0	7	1	4	4
32	Dyer	27	6-13	4-5	5	0	3	20
0	Eldridge	33	6-11	5-6	4	3	0	18
5	Richardson	38	2-8	0-0	4	4	2	4
10	Johnson	33	3-6	1-1	3	4	2	7
4	Stack	10	1-3	2-2	1	0	0	4
24	Hill	14	0-2	1-2	3	0	4	1
31	Vandello	15	0-2	1-2	3	0	4	1
45	Holtz	18	1-3	0-0	1	0	1	3
51	Carlwell	9	0-1	0-0	2	1	1	0
Totals		225	24-55	13-16	36	13	17	67

Halftime -- UNI 25, ISU 25. End of Regulation -- UNI 59, ISU 59. 3-Pt. Shooting -- UNI 6-20 (Stout 0-2, Josten 1-2, Brown 0-1, McKowen 2-4, Ahelegbe 0-2, Viet 3-7, Koch 0-2), ISU 6-19 (Dyer 4-5, Eldridge 1-4, Richardson 0-4, Johnson 0-3, Vandello 0-1, Holtz 1-2). Turnovers -- UNI 15, ISU 16. Blocks -- UNI 4, ISU 2. Steals -- UNI 8, ISU 7. Attendance -- 3,585.

GAME 17: Creighton 62, UNI 54

Jan. 12, 2007
McLeod Center -- Cedar Falls, Iowa

Creighton (62)

#	PLAYER	MIN	FG-A	FT-A	REB	A	PF	TP
50	Watts	30	4-5	1-2	6	0	2	10
44	Tolliver	36	7-13	2-2	6	2	4	17
1	Miles	28	2-5	0-0	3	1	2	6
3	Porter	27	0-4	2-4	4	1	2	2
10	Funk	36	8-18	4-4	2	4	1	24
20	Hibma	14	1-2	0-0	2	0	0	3
22	Gakou	2	0-0	0-0	1	0	0	0
24	Nengsu	2	0-0	0-0	0	0	0	0
34	Bahe	25	0-2	0-0	3	3	1	0
Totals		200	22-49	9-12	30	11	12	62

UNI (54)

#	PLAYER	MIN	FG-A	FT-A	REB	A	PF	TP
32	Stout	38	4-8	0-0	11	1	3	10
2	Coleman	31	5-9	3-5	6	2	5	13
14	Josten	29	1-2	0-0	0	1	1	2
21	Brown	24	2-8	0-0	0	0	1	5
23	McKowen	40	4-8	5-6	5	5	2	13
11	Ahelegbe	9	1-3	0-0	2	0	0	3
13	Viet	19	2-4	0-0	1	0	2	6
34	Koch	10	0-1	2-2	0	0	1	2
Totals		200	19-43	10-13	26	9	15	54

Halftime -- CU 28, UNI 15. 3-Pt. Shooting -- CU 9-20 (Watts 1-2, Tolliver 1-1, Miles 2-4, Porter 0-2, Funk 4-7, Hibma 1-2, Bahe 0-2), UNI 6-17 (Stout 2-4, Josten 0-1, McKowen 0-2, Ahelegbe 1-2, Viet 2-4). Turnovers -- CU

3	Arnold	16	0-2	1-2	2	1	5	1
25	Stinson	31	4-7	0-0	1	0	3	11
34	McCoy	9	0-0	0-0	1	0	0	0
43	Wells	2	0-0	0-0	0	0	1	0
50	Yelovich	2	0-0	0-0	0	0	0	0
Totals		200	21-53	14-18	26	7	25	64

UNI (74)								
#	PLAYER	MIN	FG-A	FT-A	REB	A	PF	TP
32	Stout	35	8-13	2-2	12	1	4	23
2	Coleman	23	4-5	4-4	9	2	4	12
14	Josten	22	1-3	0-0	0	0	0	2
21	Brown	33	3-7	6-7	3	0	2	14
23	McKowen	30	4-6	3-7	3	6	4	12
5	Jones	3	0-0	0-0	0	0	0	0
11	Ahelegbe	14	0-2	0-0	0	4	0	0
13	Viet	22	2-6	4-4	0	0	0	10
34	Koch	18	0-1	1-2	2	0	4	1
Totals		200	22-43	20-26	31	13	18	74

Halftime -- UNI 31, ISU 28. 3-Pt. Shooting -- ISU 8-22 (Wurtz 0-3, Tunnell 1-3, Moore 1-6, Holmstrom 2-3, Marshall 1-2, Stinson 3-5), UNI 10-24 (Stout 5-8, Josten 0-1, Brown 2-5, McKowen 1-2, Ahelegbe 0-1, Viet 2-6, Koch 0-1). Turnovers -- ISU 10, UNI 11. Blocks -- ISU 0, UNI 1. Steals -- ISU 5, UNI 2. Attendance -- 6,929.

GAME 20: Southern Illinois 56, UNI 54
Jan. 23, 2007
SIU Arena -- Carbondale, Ill.

UNI (54)								
#	PLAYER	MIN	FG-A	FT-A	REB	A	PF	TP
32	Stout	34	3-7	3-5	13	3	3	11
2	Coleman	32	2-5	2-2	6	0	1	6
14	Josten	33	1-4	0-0	1	2	1	3
21	Brown	35	4-8	0-0	0	1	1	12
23	McKowen	33	6-8	2-2	4	3	4	17
11	Ahelegbe	11	1-2	2-2	1	0	1	5
13	Viet	8	0-0	0-0	0	0	0	0
34	Koch	14	0-0	0-0	2	0	1	0
Totals		200	17-34	9-11	32	9	13	54

Southern Illinois (56)								
#	PLAYER	MIN	FG-A	FT-A	REB	A	PF	TP
14	Falkner	30	6-13	1-4	7	0	4	13
32	Shaw	39	3-15	0-0	11	3	3	7
3	Tatum	34	5-10	0-0	0	3	0	10
10	Mullins	32	5-11	4-4	3	0	3	16
15	Young	33	3-8	2-2	1	5	2	8
4	Bone	9	1-2	0-0	0	0	0	2
22	Green	6	0-0	0-0	1	0	1	0
23	Foster	5	0-0	0-0	0	0	2	0
24	Clemmons	6	0-3	0-0	1	0	2	0
35	Boyle	6	0-2	0-0	0	0	0	0
Totals		200	23-64	7-10	29	11	17	56

Halftime -- UNI 27, SIU 25. 3-Pt. Shooting -- UNI 11-15 (Stout 2-2, Josten 1-3, Brown 4-5, McKowen 3-3, Ahelegbe 1-2), SIU 3-20 (Shaw 1-7, Tatum 0-2, Mullins 2-4, Young 0-4, Bone 0-1). Turnovers -- UNI 24, SIU 6. Blocks -- UNI 3, SIU 6. Steals -- UNI 3, SIU 12. Attendance -- 8,007.

GAME 21: Drake 74, UNI 61
Jan. 27, 2007
Knapp Center -- Des Moines, Iowa

UNI (61)								
#	PLAYER	MIN	FG-A	FT-A	REB	A	PF	TP
32	Stout	30	4-8	1-2	8	0	3	8
2	Coleman	35	6-12	3-4	14	4	0	15
14	Josten	28	3-8	0-0	1	3	8	5
21	Brown	27	4-7	0-0	2	0	4	11
23	McKowen	37	4-13	2-2	4	10	2	11
5	Jones	7	0-1	0-0	0	0	1	0
10	Haak	1	0-0	0-0	0	0	0	0
11	Ahelegbe	6	0-2	0-0	1	1	0	0
13	Viet	17	1-4	0-0	1	1	0	3
34	Koch	13	1-1	2-2	2	0	0	4
Totals		200	23-56	8-10	36	13	17	61

Drake (74)								
#	PLAYER	MIN	FG-A	FT-A	REB	A	PF	TP
32	Calvin	33	6-13	0-0	8	1	0	13
44	Keita	15	1-3	0-0	5	0	3	2
3	Stewart	37	5-7	2-3	4	6	1	12
10	Grant	32	3-11	3-5	5	6	4	9
20	Young	34	6-13	0-1	3	4	0	15
5	Houston	13	0-1	0-0	1	0	2	0
11	Baryenbruch	1	0-0	0-0	0	0	0	0
15	Emmenecker	4	0-0	0-0	0	0	0	0

24	Korver	26	7-13	3-4	5	0	1	23
31	Cox	5	0-0	0-0	1	1	1	0
Totals		200	28-61	8-13	35	18	12	74

Halftime -- UNI 35, DU 34. 3-Pt. Shooting -- UNI 7-22 (Stout 0-2, Josten 2-4, Brown 3-6, McKowen 1-5, Jones 0-1, Viet 1-4), DU 10-23 (Calvin 1-4, Young 3-8, Houston 0-1, Korver 6-10). Turnovers -- UNI 13, DU 10. Blocks -- UNI 3, DU 2. Steals -- UNI 4, DU 3. Attendance -- 7,248.

GAME 22: Wichita State 67, UNI 61
Jan. 30, 2007
McLeod Center -- Cedar Falls, Iowa

Wichita State (67)								
#	PLAYER	MIN	FG-A	FT-A	REB	A	PF	TP
4	Martin	27	3-6	0-0	8	1	3	6
32	Wilson	33	7-17	7-8	8	4	4	24
10	Bradley	15	1-2	0-0	3	0	3	3
22	Braeuer	34	3-7	1-2	4	5	1	10
33	Ogirri	25	2-3	4-4	2	1	1	9
1	Mekel	15	3-5	0-1	0	0	0	7
2	Cousnard	27	2-4	0-0	7	4	3	4
5	Preadom	4	0-0	0-0	1	0	1	0
11	Thomasson	20	2-5	0-2	1	0	2	4
Totals		200	23-49	12-17	36	15	18	67

UNI (61)								
#	PLAYER	MIN	FG-A	FT-A	REB	A	PF	TP
32	Stout	32	8-16	3-6	13	1	3	22
2	Coleman	37	8-17	3-5	10	2	2	19
14	Josten	35	3-8	4-4	0	1	2	13
21	Brown	30	0-5	0-0	2	1	2	0
23	McKowen	34	2-9	1-1	1	9	4	5
5	Jones	2	0-0	0-0	0	0	1	0
11	Ahelegbe	7	0-0	0-0	0	0	0	0
13	Viet	11	0-3	0-0	1	1	0	0
34	Koch	12	1-3	0-0	3	1	1	2
Totals		200	22-61	11-16	36	16	15	61

Halftime -- WSU 41, UNI 26. 3-Pt. Shooting -- WSU 9-15 (Wilson 3-5, Bradley 1-1, Braeuer 3-4, Ogirri 1-2, Mekel 1-2, Cousnard 0-1), UNI 6-26 (Stout 3-8, Josten 3-6, Brown 0-5, McKowen 0-4, Viet 0-3). Turnovers -- WSU 8, UNI 6. Blocks -- WSU 0, UNI 6. Steals -- WSU 2, UNI 3. Attendance -- 5,970.

GAME 23: UNI 79, Evansville 71
Feb. 3, 2007
Roberts Stadium -- Evansville, Ind.

UNI (79)								
#	PLAYER	MIN	FG-A	FT-A	REB	A	PF	TP
32	Stout	30	4-10	2-2	5	2	4	11
2	Coleman	23	2-5	12-16	12	2	4	16
14	Josten	31	4-7	6-6	0	2	1	15
21	Brown	34	4-6	5-6	4	0	5	15
23	McKowen	34	3-7	4-5	2	2	5	11
5	Jones	8	0-0	1-2	0	1	0	1
10	Haak	1	0-0	0-0	0	0	0	0
11	Ahelegbe	10	0-2	4-4	2	1	2	4
13	Viet	3	0-0	0-0	1	0	2	0
34	Koch	20	2-5	0-0	2	0	1	4
53	Eglseder	6	1-1	0-0	0	0	0	2
Totals		200	20-43	34-41	33	10	24	79

Evansville (71)								
#	PLAYER	MIN	FG-A	FT-A	REB	A	PF	TP
33	Webster	26	3-9	9-11	4	2	5	16
55	Strickland	33	4-9	1-4	6	0	5	9
4	Anslinger	39	3-11	4-4	2	1	4	12
21	Granger	25	1-7	1-2	4	0	1	4
22	Holsinger	17	5-6	0-0	1	4	5	14
2	Stalbergs	23	1-3	0-0	3	0	5	2
5	Ely	18	4-5	4-5	3	1	3	12
10	Morrow	11	0-1	0-0	0	2	2	0
15	Cousnard	4	1-2	0-0	1	0	0	2
44	Petty	4	0-1	0-0	1	0	1	0
Totals		200	22-54	19-26	31	11	30	71

Halftime -- UNI 29, UE 21. 3-Pt. Shooting -- UNI 5-14 (Stout 1-4, Josten 1-3, Brown 2-3, McKowen 1-2, Ahelegbe 0-1, Koch 0-1), UE 8-22 (Webster 1-2, Anslinger 2-7, Granger 1-6, Holsinger 4-5, Stalbergs 0-2). Turnovers -- UNI 14, UE 14. Blocks -- UNI 3, UE 2. Steals -- UNI 5, UE 13. Attendance -- 5,592.

GAME 24: Indiana State 59, UNI 46
Feb. 5, 2007
Hulman Center -- Terre Haute, Ind.

UNI (46)								
#	PLAYER	MIN	FG-A	FT-A	REB	A	PF	TP
32	Stout	30	2-8	0-0	4	1	2	5
2	Coleman	24	4-6	1-2	7	0	4	9
14	Josten	36	5-12	0-0	2	2	4	11
21	Brown	17	0-4	1-2	0	0	4	1
23	McKowen	39	5-9	0-0	2	4	1	11
5	Jones	11	0-0	0-0	0	1	0	0
11	Ahelegbe	5	0-1	0-0	0	0	0	0
13	Viet	16	1-2	0-0	0	0	0	3
34	Koch	13	0-1	0-0	0	0	0	2
53	Eglseder	9	3-5	0-1	0	0	0	0
Totals		200	20-48	2-5	19	8	17	46

Indiana State (59)								
#	PLAYER	MIN	FG-A	FT-A	REB	A	PF	TP
35	Wurtz	23	3-5	0-0	7	2	0	6
43	Wells	3	0-2	0-0	1	0	0	0
44	Tunnell	22	2-4	0-0	7	0	3	4
1	Moore	37	7-12	1-1	4	1	0	21
5	Holmstrom	23	1-3	2-2	2	0	3	4
3	Arnold	30	2-7	0-0	9	6	2	5
20	Trudeau	2	0-0	0-0	0	0	1	0
23	Marshall	25	2-4	5-5	2	3	3	10
25	Stinson	30	4-6	1-2	2	0	1	9
34	McCoy	3	0-0	0-0	0	0	0	0
50	Yelovich	2	0-1	0-0	0	0	0	0
Totals		200	21-44	9-10	35	12	13	59

Halftime -- ISU 27, UNI 21. 3-Pt. Shooting -- UNI 4-22 (Stout 1-4, Josten 1-4, Brown 0-4, McKowen 1-5, Ahelegbe 0-1, Viet 1-2, Koch 0-1, Eglseder 0-1), ISU 8-19 (Wurtz 0-1, Tunnell 0-1, Moore 6-10, Holmstrom 0-1, Arnold 1-4, Marshall 1-2). Turnovers -- UNI 10, ISU 16. Blocks -- UNI 0, ISU 1. Steals -- UNI 3, ISU 5. Attendance -- 3,397.

GAME 25: Drake 67, UNI 59
Feb. 8, 2007
McLeod Center -- Cedar Falls, Iowa

Drake (67)								
#	PLAYER	MIN	FG-A	FT-A	REB	A	PF	TP
32	Calvin	35	4-14	5-8	9	1	2	14
44	Keita	12	1-2	0-0	1	0	2	2
3	Stewart	36	3-5	2-2	4	4	2	8
10	Grant	29	6-9	2-2	5	2	2	14
20	Young	33	6-11	1-1	3	0	1	15
2	Bryant	7	1-1	0-0	0	0	0	3
5	Houston	15	1-4	0-0	1	1	2	3
24	Korver	23	4-9	0-0	6	1	2	8
31	Cox							

2006-07 BOX SCORES

GAME 26: Missouri State 62, UNI 58

Feb. 10, 2007
McLeod Center -- Cedar Falls, Iowa

Missouri State (62)

##	PLAYER	MIN	FG-A	FT-A	REB	A	PF	TP
0	Bilyeu	26	2-6	1-1	4	2	1	7
42	Richards	14	0-3	0-0	1	1	4	0
3	Chaney	35	4-8	5-5	8	2	3	14
10	Sp.Laurie	33	4-11	0-0	4	2	2	10
15	Ahearn	34	6-9	3-4	4	0	2	19
2	Lambersh	26	2-5	1-3	2	1	2	5
5	Mitchell	15	3-5	1-2	3	1	3	7
12	Sh.Laurie	12	0-1	0-1	2	2	3	0
25	Rausch	5	0-1	0-0	0	0	0	0
Totals		200	22-49	11-16	32	11	20	62

UNI (58)

##	PLAYER	MIN	FG-A	FT-A	REB	A	PF	TP
32	Stout	34	1-9	2-4	10	5	4	4
2	Coleman	31	2-7	5-9	9	3	5	9
14	Josten	35	6-11	2-2	1	0	2	16
21	Brown	25	2-6	0-0	0	0	0	6
23	McKowen	36	6-11	3-5	4	4	4	15
5	Jones	13	0-0	0-0	0	1	0	0
11	Ahelegbe	8	0-0	0-0	0	0	2	0
13	Viet	3	0-0	0-0	0	0	1	0
34	Koch	7	1-2	0-0	0	1	2	2
53	Eglseder	8	3-6	0-0	3	0	0	6
Totals		200	21-52	12-20	35	14	20	58

Halftime -- MSU 30, UNI 28. 3-Pt. Shooting -- MSU 7-19 (Chaney 1-3, Sp.Laurie 2-7, Ahearn 4-6, Lambersh 0-2, Sh.Laurie 0-1), UNI 4-16 (Stout 0-3, Josten 2-6, Brown 2-5, McKowen 0-2). Turnovers -- MSU 10, UNI 12. Blocks -- MSU 2, UNI 2. Steals -- MSU 8, UNI 4. Attendance -- 6,616.

GAME 27: Creighton 66, UNI 55

Feb. 13, 2007
Qwest Center -- Omaha, Neb.

UNI (55)

##	PLAYER	MIN	FG-A	FT-A	REB	A	PF	TP
32	Stout	32	6-11	0-0	8	3	2	13
2	Coleman	25	3-13	2-2	7	2	2	8
14	Josten	36	2-7	0-0	3	1	2	5
21	Brown	16	2-8	0-0	2	0	2	4
23	McKowen	38	4-9	5-6	3	3	1	4
11	Ahelegbe	17	1-2	0-0	0	1	4	3
13	Viet	13	0-2	0-0	0	0	1	0
34	Koch	19	1-2	5-7	2	0	1	7
53	Eglseder	4	0-2	0-0	2	0	1	0
Totals		200	19-56	12-15	29	10	19	55

Creighton (66)

##	PLAYER	MIN	FG-A	FT-A	REB	A	PF	TP
50	Watts	29	5-8	3-4	8	9	2	16
44	Tolliver	33	3-7	1-2	5	4	2	7
1	Miles	15	1-4	0-0	1	1	1	3
3	Porter	33	6-9	9-10	8	5	2	21
10	Funk	39	5-11	2-2	4	0	1	14
12	Dotzler	25	0-2	2-4	0	3	3	2
20	Hibma	16	1-2	0-0	3	1	0	3
22	Gakou	3	0-0	0-0	0	0	1	0
34	Bahe	7	0-0	0-0	0	0	0	0
Totals		200	21-43	17-22	32	14	12	66

Halftime -- UNI 33, CU 28. 3-Pt. Shooting -- UNI 5-15 (Stout 1-3, Josten 1-1, Brown 0-3, McKowen 2-4, Ahelegbe 1-1, Viet 0-2, Koch 0-1), CU 7-15 (Watts 3-5, Miles 1-2, Funk 2-3, Dotzler 0-2, Hibma 1-2). Turnovers -- UNI 12, CU 16. Blocks -- UNI 3, CU 6. Steals -- UNI 7, CU 8. Attendance -- 14,814.

GAME 28: #11 Nevada 79, UNI 64

Feb. 17, 2007
Lawlor Events Center -- Reno, Nev.

UNI (64)

##	PLAYER	MIN	FG-A	FT-A	REB	A	PF	TP
32	Stout	20	3-9	3-4	5	1	5	10
2	Coleman	24	7-12	2-4	9	1	4	16
11	Ahelegbe	24	3-7	1-1	0	3	3	9
14	Josten	32	2-5	2-2	1	2	2	6
23	McKowen	35	2-9	1-4	5	4	1	6
5	Jones	13	1-2	0-0	1	2	1	2
10	Haak	2	0-1	0-0	0	1	0	0
21	Brown	14	1-3	0-0	0	1	5	2
33	Griffin	3	0-1	0-0	0	0	0	0
34	Koch	16	0-2	2-2	5	0	1	2
53	Eglseder	17	4-2	2-3	5	0	1	11
Totals		200	23-55	13-20	33	15	23	64

Nevada (79)

##	PLAYER	MIN	FG-A	FT-A	REB	A	PF	TP
31	Ikovlev	29	3-3	0-0	2	1	1	9
22	Fazekas	29	5-9	7-7	8	1	3	17
3	Shiloh	33	5-12	2-5	3	1	2	16
5	Kemp	35	4-9	8-11	9	6	0	18
11	Sessions	27	5-9	4-4	4	6	2	14
0	Fields	6	0-1	0-0	0	0	3	0
1	Burleson	12	0-1	0-0	0	1	2	0
13	LaGrone	9	0-0	0-0	1	0	2	0
23	Hanson	5	0-1	0-0	1	0	1	0
34	McGee	15	2-2	1-2	3	0	3	5
Totals		200	24-47	22-31	16	19	79	

Halftime -- UNI 33, UN 32. 3-Pt. Shooting -- UNI 5-16 (Ahelegbe 2-3, McKowen 1-3, Stout 1-4, Jones 0-1, Brown 0-2, Griffin 0-1, Eglseder 1-1), UN 9-18 (Shiloh 4-8, Kemp 2-5, Fazekas 0-1, Ikovlev 3-3, Burleson 0-1). Turnovers -- UNI 12, UN 8. Blocks -- UNI 1, UN 3. Steals -- UNI 2, UN 3. Attendance -- 10,586.

GAME 29: UNI 79, Bradley 70

Feb. 20, 2007
Carver Arena -- Peoria, Ill.

UNI (79)

##	PLAYER	MIN	FG-A	FT-A	REB	A	PF	TP
32	Stout	28	5-8	0-0	10	1	2	10
2	Coleman	32	7-10	0-0	10	2	3	14
11	Ahelegbe	18	2-2	2-4	0	2	0	7
14	Josten	35	2-5	7-8	1	4	1	11
23	McKowen	38	4-10	4-4	7	8	2	15
13	Viet	3	1-1	0-0	0	0	0	3
21	Brown	28	6-7	0-0	1	1	3	15
34	Koch	12	0-1	0-0	3	0	2	0
53	Eglseder	6	2-2	0-0	0	0	1	4
Totals		200	29-46	13-16	32	18	14	79

Bradley (70)

##	PLAYER	MIN	FG-A	FT-A	REB	A	PF	TP
21	Andrews	24	6-8	2-4	12	1	4	14
4	Franklin	35	2-11	0-0	2	3	2	5
10	Tauai	25	3-7	0-0	2	2	2	8
14	Crouch	35	3-8	1-2	1	2	4	9
20	Ruffin	37	7-14	2-3	1	9	2	20
22	Salley	16	1-4	3-4	4	1	1	5
24	Warren	8	1-2	0-0	0	0	0	3
32	Adams	20	2-5	0-0	0	1	0	6
Totals		200	25-59	8-13	22	19	15	70

Halftime -- BU 43, UNI 36. 3-Pt. Shooting -- UNI 8-10 (Ahelegbe 1-1, McKowen 3-4, Viet 1-1, Brown 3-4), BU 12-29 (Franklin 1-5, Tauai 2-4, Crouch 2-5, Ruffin 4-8, Warren 1-2, Adams 2-5). Turnovers -- UNI 10, BU 5. Blocks -- UNI 2, BU 0. Steals -- UNI 1, BU 3. Attendance -- 9,049.

GAME 30: UNI 71, Illinois State 66

Feb. 24, 2007
McLeod Center -- Cedar Falls, Iowa

Illinois State (66)

##	PLAYER	MIN	FG-A	FT-A	REB	A	PF	TP
24	Hill	24	3-3	0-0	3	0	2	6
50	Dilligard	35	5-7	2-4	9	3	4	12
32	Dyer	24	6-12	2-3	2	1	3	17
5	Richardson	35	5-10	2-4	3	6	4	14
10	Johnson	32	2-5	1-1	3	3	1	5
0	Eldridge	24	2-8	2-2	2	0	1	8
1	Fortes	1	0-0	0-0	0	0	0	0
4	Slack	15	0-3	1-2	2	0	5	1
22	Moor	2	0-0	0-0	0	0	0	0
31	Vandello	3	0-0	0-0	0	0	0	0
45	Holtz	5	1-1	0-0	0	0	1	3
51	Carlwell	1	0-0	0-0	1	0	1	0
Totals		200	24-49	10-16	26	13	22	66

UNI (71)

##	PLAYER	MIN	FG-A	FT-A	REB	A	PF	TP
32	Stout	33	7-12	3-4	9	3	1	19
2	Coleman	26	6-8	3-5	7	3	4	15
11	Ahelegbe	23	1-5	0-0	1	1	0	3
14	Josten	36	4-7	4-5	1	1	3	36
23	McKowen	34	0-5	6-6	3	5	0	6
13	Viet	1	0-0	0-0	0	0	0	0
21	Brown	27	1-5	5-6	2	1	2	8
34	Koch	16	3-5	0-1	3	3	2	7
53	Eglseder	5	0-1	0-0	1	0	1	0
Totals		200	22-48	21-27	31	17	13	71


Halftime -- UNI 32, ISU 30. 3-Pt. Shooting -- ISU 8-23 (Dyer 3-7, Richardson 2-7, Johnson 0-2, Eldridge 2-6, Holtz 1-1), UNI 6-15 (Stout 2-4, Ahelegbe 1-3, Josten 1-4, McKowen 0-1, Brown 1-2, Koch 1-1). Turnovers -- ISU 10, UNI 8. Blocks -- ISU 2, UNI 2. Steals -- ISU 5, UNI 4. Attendance -- 6,117.

GAME 31: Bradley 51, UNI 48

Mar. 2, 2007
Scottrade Center -- St. Louis, Mo.

UNI (48)

##	PLAYER	MIN	FG-A	FT-A	REB	A	PF	TP
32	Stout	39	7-13	2-2	9	2	1	19
2	Coleman	27	3-9	2-4	6	0	3	8
11	Ahelegbe	17	1-5	0-0	2	2	3	3
14	Josten	40	3-5	2-2	2			



OPPONENTS

Non-Conference Opponents	92-97
MVC Opponents	98-101
Series Records	102-103
MVC Composite Schedule	104-105

NON-CONFERENCE OPPONENTS

NORTHERN ILLINOIS HUSKIES

November 9 – 8:15 p.m. – Cedar Falls, Iowa



Ricardo Patton
Head Coach

GENERAL INFORMATION

Location: DeKalb, Ill.
Enrollment: 25,208
Colors: Cardinal and Black
Conference: Mid-American
Home Arena: Convocation Center
Capacity: 9,100
President: Dr. John Peters
Athletics Director: Jim Phillips



BASKETBALL INFORMATION

Head Coach: Ricardo Patton
Record at Northern Illinois: First Year
Career Record (Years): 184-160 (12)
Assistants: John Anderson, Dennis Gates, Sundance Wicks
2006-07 Overall Record: 7-23
2006-07 Conference Record (Place): 4-12 (6th)
Starters Returning: 2
Letterman Returning/Lost: 8/4

SPORTS INFORMATION

Basketball SID: Matt Brendich
Office Phone: 815-753-9538
Cell Phone: 815-375-0205
Email: brendich@niu.edu
Office Fax: 815-753-9540
Web Site: niuhuskies.com

07-08 SCHEDULE

November 9-11	at BTI Tip-Off Tourney
November 17	at Southern Illinois
November 20	at Indiana State
November 24	Stephen F. Austin
December 1	Lamar
December 4	Air Force
December 8	at Notre Dame
December 15	at Loyola
December 22	at UW-Green Bay
December 29	Arkansas-Little Rock
January 5	at Western Michigan
January 13	Toledo
January 16	Eastern Michigan
January 19	at Central Michigan
January 22	Ball State
January 27	at Bowling Green
January 30	Miami (Ohio)
February 2	Ohio
February 5	Buffalo
February 9	at Kent State
February 12	at Akron
February 17	Western Michigan
February 20	at Toledo
February 24	BracketBusters
March 1	Central Michigan
March 4	at Ball State
March 9	at Eastern Michigan

CAL POLY MUSTANGS

November 10 – 8:15 p.m. – Cedar Falls, Iowa



Kevin Bromley
Head Coach

GENERAL INFORMATION

Location: San Luis Obispo, Calif. 93407
Enrollment: 18,400
Colors: Forest Green and Gold
Conference: Big West
Home Arena: Mott Gymnasium
Capacity: 3,032
President: Dr. Warren J. Baker
Athletics Director: Alison Cone



BASKETBALL INFORMATION

Head Coach: Kevin Bromley
Record at Cal Poly (Years): 80-106 (8)
Career Record (Years): Same
Assistants: Tim Murphy, Bob Lowe, Wil Hooker
2006-07 Overall Record: 19-11
2006-07 Conference Record (Place): 9-5 (2nd)
Starters Returning: 3
Letterman Returning/Lost: 11/4

SPORTS INFORMATION

Basketball SID: Brian Thurmond
Office Phone: 805-756-2410
Home Phone: 805-550-7601
Email: bthurmon@calpoly.edu
Office Fax: 805-756-6531
Web Site: gopoly.com

07-08 SCHEDULE

November 9-11	at BTI Tip-Off Tourney
November 15	Utah State
November 20	at Southern Utah
November 26	at Arizona State
December 2	Menlo
December 9	at Northern Arizona
December 12	at Portland State
December 15	Cal State Bakersfield
December 22	at USC
December 29	Southern Utah
January 3	Cal State Northridge
January 5	Long Beach State
January 1	at Cal State Fullerton
January 12	at UC Irvine
January 19	UC Santa Barbara
January 24	UC Davis
January 28	at Pacific
February 2	at UC Riverside
February 7	UC Irvine
February 9	Cal State Fullerton
February 14	at UC Santa Barbara
February 20	at UC Davis
February 23	at BracketBusters
February 28	UC Riverside
March 1	Pacific
March 6	at Long Beach State
March 8	at Cal State Northridge

UMASS MINUTEMEN
November 11 – 5:05 p.m. – Cedar Falls, Iowa



Travis Ford
Head Coach

GENERAL INFORMATION

Location: Amherst, Mass.
Enrollment: 25,593
Colors: Maroon and White
Conference: Atlantic 10
Home Arena: Mullins Center
Capacity: 9,493
President: Jack M. Wilson
Athletics Director: John McCutcheon



BASKETBALL INFORMATION

Head Coach: Travis Ford
Record at UMass (Years): 37-24 (2)
Career Record (Years): 165-135 (10)
Assistants: Tim Maloney, Steve Middleton, Adam Ginsburg
Basketball Office Phone: 413-545-2610
2006-07 Overall Record: 24-9
2006-07 Conference Record (Place): 13-3 (T1st)
Starters Returning: 2
Letterman Returning/Lost: 9/4

SPORTS INFORMATION

Basketball SID: Jason Yellin
Office Phone: 413-577-3061
Mobile Phone: 413-687-1756
Email: jyellin@admin.umass.edu
Office Fax: 413-545-1556
Web Site: umassathletics.com

07-08 SCHEDULE

November 9-11	at BTI Tip-Off Tourney
November 14	Yale
November 17	UW-Green Bay
November 28	at Syracuse
December 1	at IUPUI
December 8	Marist
December 12	at Boston College
December 15	Toledo
December 22	Central Connecticut
December 29	Boston
January 2	Houston
January 5	at Vanderbilt
January 9	St. Joseph's
January 16	at Dayton
January 19	Charlotte
January 23	at Saint Joseph's
January 27	Xavier
January 30	at Duquesne
February 2	at Saint Louis
February 7	Rhode Island
February 10	at Temple
February 14	Fordham
February 17	Saint Louis
February 21	at Rhode Island
February 24	St. Bonaventure
March 1	at Richmond
March 5	LaSalle
March 8	at George Washington

UW-MILWAUKEE PANTHERS
November 18 – 2:05 p.m. – Milwaukee, Wisconsin



Rob Jeter
Head Coach

GENERAL INFORMATION

Location: Milwaukee, Wis. 53201
Enrollment: 28,000
Colors: Black and Gold
Conference: Horizon League
Home Arena: U.S. Cellular Arena
Capacity: 10,783
Press Row Phone: 414-908-5805
President: Dr. Carlos Santiago
Athletics Director: Bud Haidet



BASKETBALL INFORMATION

Head Coach: Rob Jeter
Record at UWM (Years): 31-31 (2 years)
Career Record (Years): Same
Assistants: Brian Bidlingmyer, Chad Boudreau, Duffy Conroy
2006-07 Overall Record: 9-22
2006-07 Conference Record (Place): 6-10 (7th)
Starters Returning: 4
Letterman Returning/Lost: 10/5

SPORTS INFORMATION

Basketball SID: Kevin O'Connor
Office Phone: 414-229-5674
Mobile Phone: 414-750-2091
Email: kjoc@uwm.edu
Office Fax: 414-229-6759
Web Site: uwmpanthers.com

07-08 SCHEDULE

November 9	Upper Iowa
November 14	at Ball State
November 18	UNI
November 20	South Dakota State
November 24	Drake
November 27	Sam Houston State
November 30	at Marquette
December 6	at Illinois-Chicago
December 8	at Loyola
December 12	Wisconsin
December 19	Central Michigan
December 29	at Wyoming
January 3	Wright State
January 5	Detroit
January 7	at Youngstown State
January 10	at Valparaiso
January 12	at Butler
January 19	at UW-Green Bay
January 24	Youngstown State
January 26	Cleveland State
January 31	at Detroit
February 2	at Wright State
February 11	Butler
February 16	UW-Green Bay
February 20	at Cleveland State
February 23	at BracketBusters
February 25	Valparaiso
February 28	Loyola
March 1	Illinois-Chicago

NON-CONFERENCE OPPONENTS

SOUTH DAKOTA STATE JACKRABBITS November 24 – 7:05 p.m. – Brookings, South Dakota



Scott Nagy
Head Coach

GENERAL INFORMATION

Location: Brookings, S.D. 57007
Enrollment: 11,377
Colors: Yellow and Blue
Conference: The Summit League
Home Arena: Frost Arena
Capacity: 6,500
President: Dr. David Chicoine
Athletics Director: Dr. Fred Oien



BASKETBALL INFORMATION

Head Coach: Scott Nagy
Record at SDSU (Years): 235-121 (12)
Career Record (Years): Same
Assistants: Deryl Cunningham,
Rob Klinkefus
Basketball Office Phone:
605-688-5626
2006-07 Overall Record: 6-24
2006-07 Conference Record (Place):
N/A
Starters Returning: 3
Letterman Returning/Lost: 10/3

SPORTS INFORMATION

Basketball SID: Jason Hove
Office Phone: 605-688-4623
Cell Phone: 605-695-1827
Email: jason.hove@sdstate.edu
Office Fax: 605-688-5999
Web Site: gojacks.com

07-08 SCHEDULE

November 12	Mary (N.D.)
November 17	Montana
November 20	at UW-Milwaukee
November 23	UNI
November 28	at Idaho
December 1	UW-Green Bay
December 6	at Centenary
December 8	at Oral Roberts
December 12	at Minnesota
December 15	Idaho
December 18	Denver
December 28	at Cal State Bakersfield
December 30	at San Jose State
January 3	Oakland
January 5	IPFW
January 10	at Western Illinois
January 12	at IUPUI
January 17	UMKC
January 19	Southern Utah
January 26	at North Dakota State
January 31	at IPFW
February 2	at Oakland
February 7	IUPUI
February 9	Western Illinois
February 14	at Southern Utah
February 16	at UMKC
February 23	North Dakota State
February 28	Oral Roberts
March 1	Centenary

IOWA STATE CYCLONES November 27 – 7:05 p.m. – Ames, Iowa



Greg McDermott
Head Coach

GENERAL INFORMATION

Location Ames, Iowa 50011
Enrollment: 23,709
Colors: Cardinal and Gold
Conference: Big 12
Home Arena: James H. Hilton Coliseum
Capacity: 14,092
Press Row Phone: 515-294-6178
President: Dr. Gregory L. Geoffroy
Athletics Director: Jamie Pollard



BASKETBALL INFORMATION

Head Coach: Greg McDermott
Record at ISU (Years): 15-16 (1)
Career Record (Years): 236-143 (13)
Assistants (Alma Mater): Jeff Rutter,
Jean Prioleau, T.J. Otzelberger
Basketball Office Phone:
515-294-8232
2006-07 Overall Record: 15-16
2006-07 Conference Record (Place):
6-10 (T7th)
Starters Returning: 3
Letterman Returning/Lost: 7/6

SPORTS INFORMATION

Basketball SID: Mike Green
Office Phone: 515-294-7019
Cell Phone: 515-233-4484
Email: mgreen@iastate.edu
Office Fax: 515-294-0558
Web Site: cyclones.com

07-08 SCHEDULE

November 9-10	Cyclone Challenge
November 14	at Bradley
November 20	Minnesota
November 27	UNI
November 30	at Oregon State
December 5	at Drake
December 8	Iowa
December 17	Bethune-Cookman
December 19	Texas Southern
December 22-23	Las Vegas Classic
December 30	Albany
January 2	USC-Upstate
January 5	North Dakota
January 12	at Baylor
January 16	Missouri
January 19	Oklahoma State
January 23	at Kansas
January 26	at Kansas State
January 29	Colorado
February 2	at Nebraska
February 5	Texas A&M
February 9	Texas
February 13	at Oklahoma
February 16	Nebraska
February 23	at Texas Tech
February 27	Kansas
March 1	at Colorado
March 3	at Missouri
March 8	Kansas State

LOYOLA-CHICAGO RAMBLERS
December 1 – 7:05 p.m. – Cedar Falls, Iowa



Jim Whitesell
Head Coach

GENERAL INFORMATION

Location: Chicago, Ill 60626
Enrollment: 14,764
Colors: Maroon and Gold
Conference: Horizon League
Home Arena: Joseph J. Gentile Center
Capacity: 5,200
Press Row Phone: (773) 274-3550
President: Fr. Michael Garanzini, S.J.
Athletics Director: John Planek



BASKETBALL INFORMATION

Head Coach: Jim Whitesell
Record at Loyola (Years): 53-39 (3)
Career Record (Years): 331-233 (20)
Assistants: Patrick Baldwin, Lance Randall, Shay Boyle
Basketball Office Phone:
(773) 508-8818

2006-07 Overall Record: 21-11
2006-07 Conference Record (Place):
10-6 (3rd)
Starters Returning: 1
Letterman Returning/Lost: 10/4

SPORTS INFORMATION

Basketball SID: Bill Behrms
Office Phone: (773) 508-2575
Email: bbehrms@luc.edu
Office Fax: (773) 508-3855
Web Site: loyolaramblers.com

07-08 SCHEDULE

November 10	LeMoyne
November 13	at Eastern Illinois
November 16	Western Michigan
November 24	at Purdue
November 28	Bradley
December 1	at UNI
December 6	UW-Green Bay
December 8	UW-Milwaukee
December 15	Northern Illinois
December 19	at Saint Louis
December 22	at UMKC
December 29	Saint Mary's (Minn.)
January 3	at Cleveland State
January 5	at Youngstown State
January 7	Butler
January 12	at UIC
January 17	Detroit
January 19	Wright State
January 24	at Butler
January 26	at Valparaiso
January 31	Youngstown State
February 2	Cleveland State
February 9	UIC
February 14	at Wright State
February 16	at Detroit
February 20	Valparaiso
February 23	BracketBusters
February 28	at UW-Milwaukee
March 1	at UW-Green Bay

IOWA HAWKEYES
December 5 – 8:05 p.m. – Cedar Falls, Iowa



Todd Lickliter
Head Coach

GENERAL INFORMATION

Location: Iowa City, Iowa 52242
Enrollment: 29,697
Colors: Black and Gold
Conference: Big Ten
Home Arena: Carver-Hawkeye
Capacity: 15,500
Press Row Phone: 319-335-7248
President: Sally Mason
Athletics: Director Gary Barta



BASKETBALL INFORMATION

Head Coach: Todd Lickliter
Record at Iowa (Years): First Year
Career Record (Years): 131-61 (6)
Assistants: Joel Cornette,
LaVall Jordan, Chad Walthall
Basketball Office Phone:
319-335-9444

2006-07 Overall Record: 17-14
2006-07 Conference Record (Place):
9-7 (T4th)
Starters Returning: 2
Letterman Returning/Lost: 8/4

SPORTS INFORMATION

Basketball SID: Steve Roe
Office Phone: 319-339-0980
Office Fax: 319-335-9417
Email: steven-roe@hawkeyesports.com
Web Site: hawkeyesports.com

07-08 SCHEDULE

November 9	Idaho State
November 14	Northern Colorado
November 18	Florida Gulf Coast
November 20	Maryland Eastern Shore
November 23-24	South Padre Invitational
November 26	Wake Forest
November 30	Louisiana-Monroe
December 5	at UNI
December 8	at Iowa State
December 14	Drake
December 29	Southeastern Louisiana
January 2	Indiana
January 5	at Wisconsin
January 9	at Ohio State
January 12	Michigan State
January 16	Purdue
January 19	at Michigan
January 23	at Indiana
January 26	Penn State
January 30	at Purdue
February 6	Wisconsin
February 9	at Minnesota
February 14	Michigan
February 19	Northwestern
February 23	at Michigan State
February 27	at Penn State
March 1	Illinois
March 4	at Northwestern

NON-CONFERENCE / MVC OPPONENTS

WARTBURG KNIGHTS

December 15 – 7:05 p.m. – Cedar Falls, Iowa



Dick Peth
Head Coach

GENERAL INFORMATION

Location: Waverly, Iowa 50677
Enrollment: 1,810
Colors: Orange and Black
Conference: Iowa Conference
Home Arena: Levick Arena
Capacity: 2,000
Press Row Phone: 319-290-6601
President: Dr. Jack R. Ohle
Athletics Director: Rick Willis



BASKETBALL INFORMATION

Head Coach: Dick Peth
Record at Wartburg (Years):
181-86 (10)
Career Record (Years): 402-208 (21)
Assistant: Oliver Drake
Basketball Office Phone:
319-352-8483
2006-07 Overall Record: 11-15
2006-07 Conference Record (Place):
5-11 (T6th)
Starters Returning: 3
Letterman Returning/Lost: 6/6

SPORTS INFORMATION

Basketball SID: Mark Adkins
Office Phone: 319-352-8208
Cell Phone: 319-290-6601
Email: mark.adkins@wartburg.edu
Office Fax: 319-352-8301
Web Site: go-knights.net

07-08 SCHEDULE

November 16-17	Buzz Levick Tournament
November 24	Carleton College
November 28	Simpson
December 5	at Central
December 8	Wheaton
December 15	at UNI
December 18	Augustana
December 27-29	at Cactus Jam Classic
January 5	Loras
January 9	at Buena Vista
January 12	Coe
January 16	Cornell
January 21	Luther
January 23	at Dubuque
January 26	Central
January 30	Coe
February 6	Buena Vista
February 9	Loras
February 13	Cornell
February 16	Simpson
February 20	Luther
February 23	Dubuque

UMKC KANGAROOS

December 19 – 7:05 p.m. – Kansas City, Missouri



Matt Brown
Head Coach

GENERAL INFORMATION

Location: Kansas City, Mo. 64110-2499
Enrollment: 14,221
Colors: Blue and Gold
Conference: The Summit League
Home Arena: Municipal Auditorium
Capacity: 9,827
Press Row Phone: (816) 513-5217
Chancellor: Dr. Guy H. Bailey
Athletics Director: Tim Hall



BASKETBALL INFORMATION

Head Coach: Matt Brown
Record at UMKC (Years): First Year
Career Record (Years): First Year
Assistants: Kareem Richardson, Ed Kohtala, Martin Unger
Basketball Office Phone: (816) 235-1034
2006-07 Overall Record: 12-20
2006-07 Conference Record (Place):
6-8 (6th)
Starters Returning: 3
Letterman Returning/Lost: 7/5

SPORTS INFORMATION

Basketball SID: James Allen
Office Phone: (816) 235-1034
Mobile Phone: (816) 621-7893
Email: allanjc@umkc.edu
Office Fax: (816) 235-1035
Web Site: umckkangaroos.com

07-08 SCHEDULE

November 11	at Kansas
November 13	Washburn
November 17	at Northern Arizona
November 19	at Arizona
November 24	Arkansas Tech
November 26	Florida Atlantic
November 29	at Texas-San Antonio
December 3	Eastern Washington
December 6	at Oakland
December 8	at IPFW
December 15	Wichita State
December 19	UNI
December 22	Loyola Chicago
December 29	at Central Arkansas
January 3	IUPUI
January 5	Western Illinois
January 8	at Missouri
January 12	Southern Utah
January 17	at South Dakota State
January 19	at North Dakota State
January 24	Oral Roberts
January 26	Centenary
January 31	at Western Illinois
February 2	at IUPUI
February 9	at Southern Utah
February 14	North Dakota State
February 16	South Dakota State
February 21	at Oral Roberts
February 23	at Centenary
February 28	IPFW
March 1	Oakland

NEVADA WOLF PACK
December 22 – 1:05 p.m. – Cedar Falls, Iowa



Mark Fox
 Head Coach

GENERAL INFORMATION

Location: Reno, Nev.
 Enrollment: 17,000
 Colors: Navy Blue and Silver
 Conference: WAC
 Home Arena: Lawlor Events Center
 Capacity: 11,536
 President: Dr. Milton Glick
 Athletics Director: Cary Groth



BASKETBALL INFORMATION

Head Coach: Mark Fox
 Record at Nevada (Years): 81-18 (3)
 Career Record (Years): Same
 Assistants: Davie Carter, Kwanza Johnson, Doug Novsek
 Basketball Office Phone: 775-784-8031
 2006-07 Overall Record: 29-5
 2006-07 Conference Record (Place): 14-2 (1st)
 Starters Returning: 1
 Letterman Returning/Lost: 9/4

SPORTS INFORMATION

Basketball SID: Rhonda Lundin
 Office Phone: 775-682-6981
 Mobile Phone: 775-742-2548
 Email: rlundin@unr.edu
 Office Fax: 775-784-4386
 Web Site: nevadawolfpack.com

07-08 SCHEDULE

November 11	at Central Florida
November 13	at UC Irvine
November 17	Santa Clara
November 24	at UNLV
November 28	California
December 1	at Pacific
December 8	Montana State
December 12	San Diego
December 16	Central Florida
December 19	Colorado State
December 22	at UNI
December 27	at North Carolina
January 5	Utah State
January 10	at San Jose State
January 12	at Hawai'i
January 17	Idaho
January 19	Boise State
January 24	at New Mexico State
January 26	at Louisiana Tech
January 31	Fresno State
February 2	at Utah State
February 7	San Jose State
February 9	Hawai'i
February 14	at Boise State
February 16	at Idaho
February 23	at BracketBusters
February 28	New Mexico State
March 1	Louisiana Tech
March 8	at Fresno State

BRADLEY BRAVES
December 29 – 2:05 p.m. – Peoria, Illinois
January 12 – 7:05 p.m. – Cedar Falls, Iowa



Jim Les
 Head Coach

GENERAL INFORMATION

Location: Peoria, Ill. 61625
 Enrollment: 6,154
 Colors: Red and White
 Conference: Missouri Valley
 Home Arena: Carver Arena
 Capacity: 11,060
 Press Row Phone: 309-673-8381
 President: TBA
 Athletics Director: Ken Kavanagh



BASKETBALL INFORMATION

Head Coach: Jim Les
 Record at Bradley (Years): 84-73 (5)
 Career Record (Years): Same
 Assistants: Eric Buescher, Alvin Brooks, Steve Merfeld
 Basketball Office Phone: 309-677-2668
 2006-07 Overall Record: 22-13
 2006-07 Conference Record (Place): 10-8 (4th)
 Starters Returning: 2
 Letterman Returning/Lost: 7/5

SPORTS INFORMATION

Basketball SID: Bobby Parker
 Office Phone: 309-677-2624
 Mobile Phone: 309-256-4302
 Email: bparker@bradley.edu
 Office Fax: 309-677-2626
 Web Site: bbraves.com

07-08 SCHEDULE

November 10	at Illinois-Chicago
November 14	Iowa State
November 18	Maryland-Eastern Shore
November 20	Florida Gulf Coast
November 23-24	South Padre Invitational
November 28	at Loyola Chicago
December 1	Southeast Missouri State
December 4	Michigan State
December 11	at Wright State
December 19	at Butler
December 22	VCU
December 29	UNI
January 2	at Missouri State
January 5	Wichita State
January 8	at Southern Illinois
January 12	at UNI
January 16	Drake
January 19	Evansville
January 23	Illinois State
January 26	at Wichita State
January 30	Indiana State
February 2	at Evansville
February 6	Missouri State
February 9	at Illinois State
February 12	at Indiana State
February 16	Creighton
February 19	at Drake
February 23	BracketBusters
February 26	Southern Illinois
March 1	at Creighton

EVANSVILLE PURPLE ACES

January 2 – 7:05 p.m. – Cedar Falls, Iowa
 March 1 – TBA – Evansville, Indiana



Marty Simmons
 Head Coach

GENERAL INFORMATION

Location: Evansville, Ind. 47722
 Enrollment: 2,434
 Colors: Purple, Orange and White
 Conference: Missouri Valley
 Home Arena: Roberts Stadium
 Capacity: 11,600
 Press Row Phone: 812-488-1405
 President: Dr. Stephen Jennings
 Athletics Director: John Stanley



BASKETBALL INFORMATION

Head Coach: Marty Simmons
 Record at Evansville (Years): First Year
 Career Record (Years): 98-73 (6)
 Assistants: Marcus Belcher,
 Jimmy Elgas, Ben Wierzba
 Basketball Office Phone:
 812-488-2762
 2006-07 Overall Record: 14-17
 2006-07 Conference Record (Place):
 6-12 (17th)
 Starters Returning: 2
 Letterman Returning/Lost: 8/5

SPORTS INFORMATION

Basketball SID: Bob Boxell
 Office Phone: 812-488-2285
 Mobile Phone: 812-760-4273
 Email: bb33@evansville.edu
 Office Fax: 812-488-2090
 Web Site: gopurpleaces.com

07-08 SCHEDULE

November 11	Samford
November 17	Butler
November 20	at Southeast Missouri State
November 24	at Ball State
December 1	Buffalo
December 5	Princeton
December 8	Austin Peay
December 11	at Valparaiso
December 15	Hanover
December 22	Norfolk State
December 29	Indiana State
January 2	at UNI
January 6	Drake
January 9	at Creighton
January 12	at Illinois State
January 15	Southern Illinois
January 19	at Bradley
January 23	at Indiana State
January 26	Missouri State
January 29	at Southern Illinois
February 2	Bradley
February 6	Wichita State
February 9	at Drake
February 13	Creighton
February 16	at Missouri State
February 20	Illinois State
February 23	at BracketBusters
February 26	at Wichita State
March 1	UNI

INDIANA STATE SYCAMORES

January 5 – 7:05 p.m. – Terre Haute, Indiana
 February 27 – 7:05 p.m. – Cedar Falls, Iowa



Kevin McKenna
 Head Coach

GENERAL INFORMATION

Location: Terre Haute, Ind. 47809
 Enrollment: 10,679
 Colors: Royal Blue and White
 Conference: Missouri Valley Conference
 Home Arena: Hulman Center
 Capacity: 10,200
 Press Row Phone: (812) 237-3654
 President: Dr. Lloyd Benjamin, III
 Athletics Director: Ron Prettyman



BASKETBALL INFORMATION

Head Coach: Kevin McKenna
 Record at ISU (Years): First Year
 Career Record (Years): 89-33 (4)
 Assistants: Greg Lansing, Stan
 Gouard, Lou Gudino
 Basketball Office Phone:
 (812) 237-4002
 2006-07 Overall Record: 13-18
 2006-07 Conference Record (Place):
 5-13 (10th)
 Starters Returning: 4
 Letterman Returning/Lost: 9/3

SPORTS INFORMATION

Basketball SID: Mike Williams
 Office Phone: 812-237-4159
 Email: mwilliams73@isugw.indstate.edu
 Office Fax: 812-237-4157
 Web Site: gosycamores.com

07-08 SCHEDULE

November 9	Oakland City
November 14	at Butler
November 17	at North Texas
November 20	Northern Illinois
November 24	IPFW
December 1	at Purdue
December 4	at Miami (Ohio)
December 8	Ball State
December 17	at Tulane
December 22	Bowling Green
December 29	at Evansville
January 2	Creighton
January 5	UNI
January 9	at Drake
January 12	Southern Illinois
January 15	at Missouri State
January 19	at Creighton
January 23	Evansville
January 27	at Illinois State
January 30	at Bradley
February 2	Drake
February 5	at Southern Illinois
February 9	at Wichita State
February 12	Bradley
February 16	Illinois State
February 19	Wichita State
February 23	at BracketBusters
February 27	at UNI
March 1	Missouri State

ILLINOIS STATE REDBIRDS

January 8 – 7:05 p.m. – Normal, Illinois
 January 30 – 7:05 p.m. – Cedar Falls, Iowa



Tim Jankovich
 Head Coach

GENERAL INFORMATION

Location: Normal, Ill. 61790
 Enrollment: 20,261
 Colors: Red and White
 Conference: Missouri Valley
 Home Arena: Redbird Arena
 Capacity: 10,200
 Press Row Phone: 309-438-5950
 President: Dr. Al Bowman
 Athletics Director: Dr. Sheahon Zenger



BASKETBALL INFORMATION

Head Coach: Tim Jankovich
 Record at ISU (Years): First Year
 Career Record (Years): 103-71 (6)
 Assistants: Rob Judson, Anthony Beane, Paris Parham
 Basketball Office Phone: 309-438-8681
 2006-07 Overall Record: 15-16
 2006-07 Conference Record (Place): 6-12 (T7th)
 Starters Returning: 4
 Letterman Returning/Lost: 10/3

SPORTS INFORMATION

Basketball SID: Brett McWethy
 Office Phone: 309-438-5746
 Home Phone: 309-838-4168
 Email: bpmcwet@ilst.edu
 Office Fax: 309-438-5634
 Web Site: goredbirds.com

07-08 SCHEDULE

November 14	Southeast Missouri State
November 18	UNC Wilmington
November 23-24	Chicago Invitational
November 27	Chicago State
December 1	Illinois-Chicago
December 4	at Eastern Michigan
December 8	Cincinnati
December 18	at Bowling Green
December 22	at Ball State
December 29	at Creighton
January 1	at Wichita State
January 5	Southern Illinois
January 8	UNI
January 12	Evansville
January 16	Wichita State
January 19	at Drake
January 23	at Bradley
January 27	Indiana State
January 30	at UNI
February 2	at Missouri State
February 5	Drake
February 9	Bradley
February 13	Missouri State
February 16	at Indiana State
February 20	at Evansville
February 24	BracketBusters
February 27	Creighton
March 1	at Southern Illinois

CREIGHTON BLUEJAYS

January 15 – 6:00 p.m. – Cedar Falls, Iowa
 February 5 – 8:00 p.m. – Omaha, Nebraska



Dana Altman
 Head Coach

GENERAL INFORMATION

Location: Omaha, Neb. 68178
 Enrollment: 6,981
 Colors: Blue and White
 Conference: Missouri Valley
 Home Arena: Qwest Center OMAHA
 Capacity: 17,272
 Press Row Phone: 402-599-6640
 President: Rev. John P. Schlegel, S.J.
 Athletics Director: Bruce Rasmussen



BASKETBALL INFORMATION

Head Coach: Dana Altman
 Record at Creighton (Years): 260-141 (13)
 Career Record (Years): 343-208 (18)
 Assistants: Darian DeVries, Brian Fish, Mike Maker
 Basketball Office Phone: 402-280-1795
 2006-07 Overall Record: 22-11
 2006-07 Conference Record (Place): 13-5 (T2nd)
 Starters Returning: 1
 Letterman Returning/Lost: 10/6

SPORTS INFORMATION

Basketball SID: Rob Anderson
 Office Phone: 402-280-5544
 Mobile Phone: 402-660-5854
 Office Fax: 402-280-2495
 Email: randerson@creighton.edu
 Web Site: gocreighton.com

07-08 SCHEDULE

November 9	DePaul
November 17	Mississippi Valley State
November 24	Nebraska
November 29	Savannah State
December 1	at Drexel
December 5	at Xavier
December 9	Saint Joseph's
December 17	Houston Baptist
December 20	North Carolina Central
December 22	Arkansas-Little Rock
December 29	Illinois State
January 2	at Indiana State
January 5	at Missouri State
January 9	Evansville
January 12	at Wichita State
January 15	at UNI
January 19	Indiana State
January 22	Drake
January 26	at Southern Illinois
January 30	at Drake
February 2	Wichita State
February 5	UNI
February 10	Southern Illinois
February 13	at Evansville
February 16	at Bradley
February 19	Missouri State
February 23	at BracketBusters
February 27	at Illinois State
March 1	Bradley

MISSOURI STATE BEARS

January 20 – 1:05 p.m. – Cedar Falls, Iowa

February 9 – 7:35 p.m. – Springfield, Missouri



Barry Hinson
Head Coach

BASKETBALL INFORMATION

Head Coach: Barry Hinson

Record at Missouri State (Years):
152-101 (8)

Career Record (Years): 188-124 (10)

Assistants: Ben Miller,

Steve Woodbury, Kyan Brown

Basketball Office Phone:

417-836-5250

2006-07 Overall Record: 22-11

2006-07 Conference Record (Place):
12-6 (T3rd)

Starters Returning: 2

Letterman Returning/Lost: 7/5

SPORTS INFORMATION

Basketball SID: Mark Stillwell

Office Phone: 417-836-5402

Home Phone: 417-889-7962

Email: markstillwell@missouristate.edu

Office Fax: 417-836-4868

Web Site: www.missouristatebears.com

GENERAL INFORMATION

Location: Springfield, Mo. 65804

Enrollment: 20,962

Colors: Maroon and White

Conference: Missouri Valley

Home Arena: John Q. Hammons Student Center

Capacity: 8,846

Press Row Phone: 417-836-4150

President: Dr. Michael Neitzel

Athletics Director: Bill Rowe



Missouri State

07-08 SCHEDULE

November 10	at Toledo
November 16	Harding
November 17	UNC-Greensboro
November 21	Saint Louis
November 25	at Winthrop
December 3	at Arkansas
December 5	UNC-Wilmington
December 15	at Utah
December 17	Texas-Pan American
December 19	Bethune-Cookman
December 22-23	at Las Vegas Classic
December 30	at Southern Illinois
January 2	Bradley
January 5	Creighton
January 8	Wichita State
January 12	at Drake
January 15	Indiana State
January 20	at UNI
January 23	Southern Illinois
January 26	at Evansville
January 29	at Wichita State
February 2	Illinois State
February 6	at Bradley
February 9	UNI
February 13	at Illinois State
February 16	Evansville
February 19	at Creighton
February 23	BracketBusters
February 26	Drake
March 1	at Indiana State

WICHITA STATE SHOCKERS

January 23 – 7:05 p.m. – Wichita, Kansas

February 13 – 7:05 p.m. – Cedar Falls, Iowa



Gregg Marshall
Head Coach

BASKETBALL INFORMATION

Head Coach: Gregg Marshall

Record at Wichita State (Years):
First Year

Career Record (Years): 194-83 (9)

Assistants: Earl Grant, Chris Jans,

Marty Gross

Basketball Office Phone:

316-978-3252

2006-07 Overall Record: 17-14

2006-07 Conference Record (Place):
8-10 (6th)

Starters Returning: 2

Letterman Returning/Lost: 6/8

SPORTS INFORMATION

Basketball SID: Larry Rankin

Office Phone: 316-978-3265

Cell Phone: 316-258-4354

Email: lrankin@goshockers.com

Office Fax: 316-978-3336

Web Site: goshockers.com

GENERAL INFORMATION

Location: Wichita, Kan. 67620-0018

Enrollment: 14,298

Colors: Black and Yellow

Conference: Missouri Valley

Home Arena: Charles Koch

Capacity: 10,478

Press Row Phone: 316-978-3390

President: Dr. Don Beggs

Athletics Director: Jim Schaus



07-08 SCHEDULE

November 13	Arkansas-Pine Bluff
November 16-19	Paradise Jam
November 24	Wyoming
November 29	at Appalachian State
December 4	Maryland-Baltimore County
December 7	Texas-Arlington
December 15	at UMKC
December 19	LSU
December 22	UAB
December 29	Drake
January 1	Illinois State
January 5	at Bradley
January 8	at Missouri State
January 12	Creighton
January 16	at Illinois State
January 19	at Southern Illinois
January 23	UNI
January 26	Bradley
January 29	Missouri State
February 2	at Creighton
February 6	at Evansville
February 9	Indiana State
February 13	at UNI
February 16	Southern Illinois
February 19	at Indiana State
February 23	at BracketBusters
February 26	Evansville
March 1	at Drake

DRAKE BULLDOGS

January 26 – 5:05 p.m. – Des Moines, Iowa
February 15 – 1:05 p.m. – Cedar Falls, Iowa



Keno Davis
Head Coach

GENERAL INFORMATION

Location: Des Moines, Iowa 50311
Enrollment: 5,221
Colors: Blue and White
Conference: Missouri Valley
Home Arena: Drake Knapp Center
Capacity: 7,002
Press Row Phone: 515-271-4884
President: David Maxwell
Athletics Director: Sandy Hatfield Clubb



BASKETBALL INFORMATION

Head Coach: Keno Davis
Record at Drake (Years): First Year
Career Record (Years): First Year
Assistants: Chris Davis, Justin Ohi,
Rodell Davis

Basketball Office Phone:
515-271-3894

2006-07 Overall Record: 17-15
2006-07 Conference Record (Place):
6-12 (T7th)

Starters Returning: 1
Letterman Returning/Lost: 7/6

SPORTS INFORMATION

Basketball SID: Mike Mahon
Office Phone: 515-271-3012
Cell Phone: 515-208-8281
Email: mike.mahon@drake.edu
Office Fax: 515-271-3015
Web Site: godrakebulldogs.com

07-08 SCHEDULE

November 9-10	at Shamrock Tip Off Classic
November 14	Cornell
November 24	at UW-Milwaukee
November 30	Drake Iowa Realty
December 1	Tournament
December 5	Iowa State
December 7-8	Drake Regency Challenge
December 14	at Iowa
December 29	at Wichita State
January 2	Southern Illinois
January 6	at Evansville
January 9	Indiana State
January 12	Missouri State
January 16	at Bradley
January 19	Illinois State
January 22	at Creighton
January 26	UNI
January 30	Creighton
February 1	at Indiana State
February 5	at Illinois State
February 9	Evansville
February 13	at Southern Illinois
February 16	at UNI
February 19	Bradley
February 23	at BracketBusters
February 26	at Missouri State
March 1	Wichita State

SOUTHERN ILLINOIS SALUKIS

February 2 – 7:05 p.m. – Cedar Falls, Iowa
February 20 – 7:05 p.m. – Carbondale, Illinois



Chris Lowery
Head Coach

GENERAL INFORMATION

Location: Carbondale, Ill. 62901
Enrollment: 21,003
Colors: Maroon and White
Conference: Missouri Valley
Home Arena: SIU Arena
Capacity: 9,628
Press Row Phone: 618-453-7657
President: Dr. Fernando Trevino
Athletics Director: Mario Moccia



BASKETBALL INFORMATION

Head Coach: Chris Lowery
Record at Southern Illinois (Years):
78-26 (3)

Career Record (Years): Same
Assistants: Rodney Watson,
Jack Owens, Brad Korn
Basketball Office Phone:
618-453-4667

2006-07 Overall Record: 29-7
2006-07 Conference Record (Place):
15-3 (1st)

Starters Returning: 3
Letterman Returning/Lost: 10/4

SPORTS INFORMATION

Basketball SID: Tom Weber
Office Phone: 618-453-7236
Home Phone: 618-985-9894
Email: tomweber@siu.edu
Office Fax: 618-453-2648
Web Site: siusalukis.com

07-08 SCHEDULE

November 11	Lincoln Memorial
November 17	Northern Illinois
November 22-25	at ESPN Tournament
December 1	Indiana
December 8	at Charlotte
December 11	Saint Mary's
December 15	at Saint Louis
December 18	at Western Michigan
December 22	Western Kentucky
December 28	Butler
December 30	Missouri State
January 2	at Drake
January 5	at Illinois State
January 8	Bradley
January 12	at Indiana State
January 15	at Evansville
January 19	Wichita State
January 23	at Missouri State
January 26	Creighton
January 29	Evansville
February 2	at UNI
February 5	Indiana State
February 10	at Crighton
February 13	Drake
February 16	at Wichita State
February 20	UNI
February 23	BracketBusters
February 26	at Bradley
March 1	Illinois State

AGAINST 2007-08 OPPONENTS

Bradley (BU leads 24-11) 1970-71 @71-117 L 1991-92 @53-70 L 1992-93 81-76 W 1993-94 @46-72 L 1993-94 92-72 W 1994-95 @54-68 L 1994-95 (n)63-84 L 1995-96 @69-94 L 1995-96 51-60 L 1996-97 @71-73 L 1996-97 61-67 L 1997-98 @61-77 L 1997-98 64-49 W 1998-99 @66-78 L 1998-99 @57-61 L 1999-00 73-76 OT L 1999-00 50-46 W 2000-01 @39-80 L 2000-01 71-84 L 2000-01 @47-58 L 2001-02 (n)56-59 L 2001-02 @67-61 W 2001-02 87-61 W 2002-03 @71-56 L 2002-03 84-80 W 2003-04 78-71 W 2004-05 @64-72 L 2004-05 @65-71 L 2005-06 81-72 W 2005-06 @60-68 OT L 2006-07 49-71 L 2006-07 76-65 W 2006-07 @79-70 W 2006-07 (n)48-51 L	1991-92 @56-51 W 1991-92 96-84 W 1992-93 59-69 L 1992-93 @64-62 W 1993-94 (n)59-63 L 1993-94 71-54 W 1994-95 @102-79 W 1994-95 (n)67-78 L 1994-95 @71-82 L 1995-96 82-76 W 1995-96 @83-66 W 1996-97 @81-68 W 1996-97 76-55 W 1997-98 74-60 W 1997-98 @68-55 W 1998-99 @72-78 L 1998-99 83-57 W 1999-00 @54-58 L 1999-00 56-54 W 2000-01 (n)57-58 L 2000-01 @63-65 L 2001-02 71-85 OT W 2001-02 (n)59-53 W 2001-02 71-56 W 2001-02 @77-71 W 2002-03 @75-73 L 2002-03 59-48 W 2003-04 76-56 W 2003-04 @84-79 OT W 2004-05 @72-81 L 2004-05 61-60 W 2005-06 91-72 W 2005-06 @51-49 W 2006-07 @61-74 W 2006-07 59-67 W	Evansville (UE leads 17-13) 1963-64 @67-82 L 1985-86 @65-71 L 1987-88 73-88 L 1994-95 @50-73 L 1995-96 @64-77 L 1996-97 91-82 W 1996-97 @54-57 L 1997-98 75-63 W 1997-98 (n)73-65 W 1997-98 @65-71 L 1998-99 78-71 W 1998-99 @84-96 L 1998-99 66-74 L 1999-00 71-74 L 2000-01 @58-67 L 2000-01 76-77 OT L 2001-02 @54-60 W 2001-02 @77-83 W 2001-02 67-77 L 2002-03 (n)78-75 W 2002-03 63-61 W 2003-04 @83-63 L 2003-04 80-67 W 2004-05 @67-53 W 2004-05 @73-92 L 2004-05 79-61 W 2005-06 71-60 W 2005-06 @74-61 W 2006-07 64-61 W 2006-07 @79-71 W	Illinois State (ISU leads 31-17) 1959-60 @74-87 L 1961-62 95-76 W 1975-76 @66-102 L 1976-77 @61-74 L 1977-78 76-82 L 1979-80 @56-77 L 1980-81 @44-64 L 1981-82 @39-62 L 1982-83 60-66 L 1983-84 @46-67 L 1991-92 66-73 L 1991-92 @60-72 L 1991-92 (n)58-70 L 1992-93 49-69 L 1992-93 @59-71 L 1993-94 @61-74 L 1993-94 82-79 W 1994-95 (n)84-70 W 1994-95 (n)70-80 W 1994-95 78-69 W 1998-99 @76-91 L 1999-96 @80-97 L	1996-97 (n)58-64 L 1996-97 @77-71 OT W 1996-97 93-88 OT W 1997-98 (n)65-69 L 1997-98 @77-88 L 1998-99 65-85 L 1998-99 @69-59 W 1998-99 78-66 W 1999-00 58-56 W 2000-01 @56-60 L 2000-01 @52-64 L 2001-02 66-69 L 2001-02 @55-70 L 2002-03 66-71 L 2002-03 @76-71 L 2003-04 @64-61 W 2003-04 60-68 L 2004-05 (n)68-54 W 2004-05 75-55 W 2005-06 @65-64 W 2005-06 60-47 W 2006-07 @67-52 W 2006-07 @64-67 OT L 2006-07 71-66 W	Indiana State (ISU leads 17-14) 1991-92 54-65 L 1992-93 @50-55 L 1992-93 @59-69 L 1993-94 59-52 W 1993-94 84-71 W 1993-94 @73-82 L 1994-95 @64-81 L 1994-95 77-76 W 1995-96 @67-78 L 1996-97 87-72 W 1996-97 @77-91 L 1997-98 75-66 W 1997-98 @66-76 OT L 1998-99 45-65 L 1998-99 @58-71 L 1999-00 67-72 L 2000-01 61-67 L 2000-01 @55-66 L 2000-01 @57-69 L 2001-02 67-70 W 2001-02 @71-70 W 2002-03 65-71 L 2002-03 74-61 W 2002-03 @59-39 W 2003-04 (n)61-60 L 2003-04 68-64 W 2004-05 @48-47 W 2004-05 @64-48 W 2005-06 69-61 W 2005-06 83-56 W 2006-07 @60-61 L 2006-07 74-64 W 2006-07 @46-59 L	Iowa State (ISU leads 34-8) 1916-17 @15-22 L 1919-20 @19-28 L 1928-29 27-29 L 1932-33 @23-29 L 1937-38 26-30 L 1938-39 @28-35 L 1942-43 @33-34 L 1946-47 @36-47 L 1947-48 47-52 L 1963-64 @59-54 W 1964-65 (n)54-50 W 1965-66 @54-73 L 1966-67 78-79 L 1967-68 @73-99 L 1974-75 @70-123 L 1980-81 @69-83 L 1981-82 @65-78 L 1982-83 @50-73 L 1983-84 @75-91 L 1984-85 61-69 L 1985-86 @60-83 L 1986-87 @60-79 L 1987-88 75-80 L 1988-89 @80-88 L 1989-90 @80-92 L 1990-91 68-62 W 1991-92 @66-84 L 1992-93 67-74 L 1993-94 @66-79 L 1994-95 62-81 L 1997-98 @54-48 W 1997-98 61-57 W 1999-00 @41-73 L 2000-01 55-69 L 2001-02 @69-88 L 2002-03 64-71 L 2003-04 @76-79 L 2004-05 99-82 W 2005-06 @61-68 L 2006-07 70-57 W	Loyola-Chicago (UNI leads 4-1) 1994-95 68-61 W 1995-96 82-72 W 2004-05 @80-73 W 2005-06 72-56 W 2006-07 @67-76 L	Massachusetts (First meeting) 1996-97 84-59 W 1997-98 79-61 W 1999-2000 70-60 W 2001-02 64-79 L 2004-05 @81-58 W 2005-06 87-64 W 2006-07 85-53 W	Missouri State (MSU leads 37-16) 1982-83 @53-72 L 1983-84 @66-60 W 1983-84 @45-62 L 1984-85 59-51 W 1984-85 @62-57 W 1985-86 54-62 L 1985-86 65-73 L 1986-87 @69-76 L 1986-87 72-80 W 1987-88 @52-75 L 1987-88 @67-75 L 1988-89 @78-93 L 1988-89 91-81 W 1989-90 72-82 L 1989-90 @86-94 2OT L 1990-91 @58-67 L	1991-92 @48-73 L 1991-92 47-58 L 1992-93 @49-72 L 1992-93 54-53 W 1993-94 @70-58 W 1993-94 86-76 W 1994-95 @62-65 L 1994-95 75-80 L 1995-96 @87-95 L 1995-96 64-67 OT L 1996-97 @79-72 L 1996-97 70-80 L 1997-98 59-61 L 1997-98 @62-84 L 1998-99 66-81 L 1998-99 @75-83 L 1999-00 @62-72 L 1999-00 64-74 L 2000-01 53-64 L 2000-01 @67-76 L 2001-02 78-80 L 2001-02 @62-68 L 2002-03 53-70 L 2002-03 @51-52 L 2003-04 @60-62 L 2003-04 64-59 W 2003-04 (n)79-74 2OT W 2004-05 68-63 W 2004-05 @62-53 W 2004-05 (n)62-70 L 2005-06 @72-62 W 2005-06 63-66 L 2005-06 (n)57-42 W 2006-07 @75-65 W 2006-07 58-62 W	Nevada (UNI leads, 2-1) 1989-90 @99-88 W 1990-91 76-76 OT W 2006-07 @64-79 L	Northern Illinois (UNI leads, 11-8) 1945-46 58-38 W 1946-47 35-37 L 1959-60 71-81 L 1960-61 76-62 W 1960-61 75-56 W 1963-64 70-59 W 1964-65 88-80 W 1964-65 83-69 W 1964-65 68-64 W 1986-87 @72-83 L 1986-87 99-79 W 1987-88 @66-85 L 1987-88 83-84 L 1988-89 94-71 W 1988-90 63-59 W 1989-90 @63-62 L 1990-91 64-75 L 1990-91 @51-77 L 1990-91 63-76(n) L	South Dakota State (SDSU leads 44-36) 1935-36 32-30 W 1937-38 37-39 L 1936-37 36-35 W 1937-38 29-18 W 1938-39 41-50 W 1939-40 36-31 W 1940-41 49-36 W 1941-42 38-37 W 1942-43 27-46 L 1945-46 60-28 W 1946-47 40-49 L 1946-47 60-53 W 1946-47 48-67 L 1947-48 69-42 W 1948-49 37-41 L 1948-49 47-35 W 1949-50 54-46 W 1949-50 68-59 W 1950-51 67-66 W 1950-51 51-41 W 1951-52 42-55 L 1951-52 63-53 W 1952-53 52-50 W 1952-53 58-51 W 1953-54 40-66 L 1953-54 63-70 L 1953-54 58-54 W	1954-55 83-65 W 1954-55 70-98 L 1955-56 56-93 L 1955-56 70-88 L 1956-57 62-70 L 1956-57 53-82 L 1957-58 67-72 L 1957-58 69-83 L 1958-59 75-92 L 1958-59 77-99 L 1959-60 72-82 L 1959-60 87-79 W 1960-61 69-77 L 1961-62 81-82 L 1961-62 67-73 L 1962-63 74-83 L 1962-63 79-84 L 1963-64 96-74 W 1964-65 51-83 L 1964-65 76-74 W 1965-66 88-79 W 1965-66 56-67 L 1965-66 56-75 L 1966-67 80-67 W 1966-67 76-64 W 1966-67 70-75 L 1967-68 90-81 W 1967-68 102-87 W 1968-69 78-121 L 1968-69 71-84 L 1968-69 68-80 L 1968-69 73-92 L 1969-70 67-74 L 1969-70 55-56 L 1969-70 72-95 L 1970-71 78-96 L 1970-71 88-106 L 1971-72 72-78 L 1971-72 85-81 W 1972-73 67-78 L 1972-73 58-89 L 1973-74 76-98 L 1973-74 68-67 W 1974-75 63-71 L 1975-76 71-85 L 1975-76 68-86 L 1975-76 59-72 L 1976-77 68-85 L 1976-77 77-71 W 1976-77 85-84 W 1976-77 68-78 L 1976-77 78-87 L 1977-78 61-47 W 1977-78 49-56 W 2006-07 69-56 W	Southern Illinois (SIU leads 26-13) 1964-65 @48-67 L 1965-66 43-68 L 1966-67 @58-93 L 1968-69 55-73 L 1970-71 @81-107 L 1991-92 80-69 W 1991-92 @61-70 W 1992-93 @69-88 L 1992-93 54-51 W 1993-94 @68-89 L 1993-94 94-97 L 1994-95 (n)74-77 L 1994-95 65-66 W 1995-96 @66-64 W 1995-96 91-65 W 1996-97 79-77 W 1997-98 @92-81 W 1997-98 @75-79 L 1989-90 89-91 L 1999-00 (n)72-91 L 1998-90 80-58 W 1999-00 @61-66 L 1999-00 72-58 W 2000-01 @46-51 L 2000-01 @59-72 L 2001-02 65-76 L 2001-02 @58-83 L 2002-03 69-64 W 2002-03 88-78 OT L 2002-03 @72-61 L 2003-04 @53-63 L 2004-05 68-52 W 2004-05 67-61 W 2005-06 @69-76 L 2005-06 71-65 OT W	Wartburg (UNI leads, 15-8) 1951-52 70-56 W 1952-53 66-73 L 1953-54 62-64 L 1954-55 74-70 L 1955-56 75-91 L 1956-57 91-74 W 1956-57 62-59 W 1957-58 57-54 W 1957-58 56-62 L 1958-59 61-64 L 1958-59 73-78 L 1959-60 62-69 L 1960-61 100-53 W 1960-61 86-84 W 1961-62 92-67 W 1962-63 75-65 W 1963-64 85-59 W 1964-65 106-80 W 1965-66 84-60 W 1969-70 67-83 L 1969-70 82-66 W 1988-89 82-66 W 1994-95 63-53 W 2006-07 83-61 W	Wichita State (UNI leads, 18-16) 1977-78 65-71 L 1991-92 @60-65 L 1991-92 78-65 W 1992-93 74-72 W 1992-93 @47-63 L 1993-94 @71-77 L 1993-94 74-58 W 1994-95 (n)61-66 L 1994-95 @59-58 L 1995-96 68-80 L 1996-97 58-56 W 1996-97 @68-81 L 1997-98 @59-61 L 1997-98 57-67 L 1998-99 @79-76 W 1998-99 87-82 L 1998-99 (n)72-74 OT W 1999-00 @66-54 W 1999-00 81-68 W 2000-01 @48-66 L 2000-01 62-50 W 2001-02 83-75 OT W 2001-02 @74-86 L 2002-03 @55-79 L 2002-03 80-72 W 2003-04 @65-82 L 2003-04 85-80 W 2004-05 (n)63-56 L 2004-05 57-65 W 1968-69 @67-66 W 2005-06 @75-61 W 2005-06 68-56 W 2006-07 @63-59 W 2006-07 61-67 L	UW-Milwaukee (UNI leads, 2-1) 1941-42 33-50 L 1975-76 67-66 W 2006-07 69-58 W
--	--	--	---	---	---	---	--	--	---	---	--	--	---	--	--	---	---	---

AGAINST ALL OPPONENTS

Opponent	G	W	L	First Game
Abilene Christian	1	1	0	1982-83
Akron	4	3	1	1978-79
Alabama	3	1	2	1980-81
American (P.R.)	2	1	1	1990-91
Arkansas State	7	3	4	1979-80
Armstrong State	1	0	1	1978-79
Augustana (Ill.)	4	1	3	1976-77
Augustana (S.D.)	76	52	24	1942-43
Aurora College	1	1	0	1984-85
Austin Peay	1	1	0	1983-84
Ball State	1	0	1	1972-73
Beloit	2	1	1	1914-15
Bemidji State	5	3	2	1962-63
Bethune-Cookman	1	1	0	1995-96
Biscayne	1	0	1	1978-79
Bowling Green State	2	1	1	1998-99
Bradley	35	11	24	1970-71
Brandon	1	1	0	1984-85
Briar Cliff	2	1	1	1973-74
Bucknell	3	2	1	1990-91
Buffalo	1	0	1	1992-93
Buena Vista	5	5	0	1920-21
Butler	2	0	2	2001-02
UC-Santa Barbara	1	0	1	1986-87
Cal-State Fullerton	2	1	1	1992-93
Carleton	7	2	5	1931-32
Centenary	1	0	1	1979-80
Central Florida	2	2	0	1995-96
Central Iowa	13	9	4	1914-15
Central Michigan	2	0	2	1984-85
Central Missouri	8	4	4	1967-68
Central Ohio	1	1	0	1972-73
Cincinnati	1	0	1	2004-05
Chicago	1	1	0	1984-85
Chicago State	7	6	1	1981-82
Chicago Teachers	4	3	1	1940-41
Clemson	1	0	1	1991-92
Cleveland State	19	7	12	1983-84
Coe	33	16	17	1906-07
Columbia	33	10	23	1909-10
Concordia (Neb.)	1	1	0	1986-87
Coppin State	1	1	0	1986-87
Cornell (Iowa)	35	13	22	1909-10
Cornell University	1	1	0	1981-82
Creighton	34	11	23	1917-18
Culver Stockton	1	1	0	1967-68
Dayton	3	2	1	1987-88
DePaul	1	0	1	1985-86
Detroit	3	0	3	1939-40
Detroit Tech	1	1	0	1957-58
Drake	49	29	20	1907-08
Dubuque	15	9	6	1914-15
Eastern Illinois	33	13	20	1971-72
Eastern Kentucky	4	3	1	1980-81
Elmhurst	2	2	0	1978-79
Emporia	2	0	2	1946-47
Evansville	30	13	17	1963-64
Fresno State	1	1	0	1949-50
Florida A&M	1	1	0	2005-06
Florida International	2	2	0	1986-87
Florida Southern	1	1	0	1978-79
Furman	1	0	1	2003-04
Georgetown	2	0	2	1989-90
Georgia	1	0	1	1983-84
Georgia Tech	1	0	1	2004-05
George Williams	1	1	0	1983-84
Gonzaga	1	1	0	1987-88
Grinnell	30	12	18	1907-08

Opponent	G	W	L	First Game
Gustavus Adolphus	4	2	2	1947-48
Hamilton	2	2	0	1923-24
Hamline	9	4	5	1931-32
Hastings	2	0	2	1950-51
Hawai'i	1	0	1	1982-83
Hawai'i-Pacific	1	1	0	2005-06
Howard	1	0	1	1984-85
Illinois-Benedictine	1	1	0	1984-85
Illinois-Chicago	19	10	9	1982-83
Illinois State	48	17	31	1959-60
Indiana State	33	15	18	1991-92
Iowa	37	7	30	1907-08
Iowa State	42	8	34	1916-17
Iowa Wesleyan	11	7	4	1919-20
Ithaca	1	1	0	1948-49
Jackson State	2	2	0	1988-89
Kansas	1	0	1	1973-74
Kansas Normal	4	1	3	1907-08
Kansas State	8	1	7	1948-49
Long Island	2	2	0	1993-94
Longwood	1	1	0	2004-05
Loras	27	14	13	1942-43
Louisiana State	2	2	0	1987-88
Louisiana Tech	2	2	0	2003-04
Loyola-Chicago	5	4	1	1994-95
Luther	31	18	13	1921-22
Macalester	7	5	2	1958-59
MacMurray	2	2	0	1962-63
Manhattanville	1	1	0	1978-79
Mankato State	43	26	17	1947-48
MD-Baltimore Cnty.	1	1	0	1986-87
Miami (Fla.)	1	0	1	1998-99
Minnesota	1	0	1	1989-90
Minnesota-Crookston	1	1	0	2003-04
Minnesota-Duluth	2	2	0	1971-72
Missouri	4	1	3	1982-83
Missouri State	53	16	37	1982-83
UMKC	7	6	1	1996-97
Missouri-St. Louis	2	2	0	1977-78
Missouri Western	2	2	0	1980-81
Montana	4	2	2	1968-69
Montana State	2	1	1	1945-46
Morningside	93	57	36	1920-21
Nebraska	14	1	13	1948-49
Nebraska-Omaha	26	16	10	1934-35
Nebraska-Wesleyan	1	0	1	1961-62
Nevada	3	2	1	1989-90
New Orleans	3	0	3	1979-80
Niagara	1	1	0	1994-95
Nicholls State	1	1	0	2006-07
North Carolina A&T	1	0	1	1963-64
NC-Wilmington	4	0	4	1980-81
North Central	2	0	2	1951-52
North Dakota	77	32	45	1935-36
North Dakota State	75	46	29	1935-36
Northeast Missouri	7	3	4	1935-36
Northern Illinois	19	11	8	1945-46
Northern Michigan	4	1	3	1978-79
Northern State	1	0	1	1972-73
Northwest Missouri	3	3	0	1956-57
Northwestern State	1	1	0	2004-05
Notre Dame	2	0	2	1981-82
Oklahoma State	1	1	0	1931-32
Old Dominion	1	0	1	1990-91
Oral Roberts	2	1	1	1996-97
Pan American	6	3	3	1980-81
Parsons	25	18	7	1912-13
Pepperdine	3	1	2	1945-46

Opponent	G	W	L	First Game
Prairie View A&M	1	1	0	1985-86
Rockford College	1	1	0	1985-86
Samford	1	0	1	2000-01
Sam Houston State	2	2	0	1989-90
San Diego	1	0	1	1985-86
San Diego State	2	1	1	1986-87
San Jose State	1	0	1	1947-48
St. Ambrose	8	8	0	1945-46
St. Bonaventure	2	0	2	1992-93
St. Francis	2	1	1	1979-80
St. Francis (Pa.)	1	0	1	1982-83
St. John's	1	1	0	1948-49
St. Joseph's	2	2	0	1913-14
St. Louis	5	2	3	1978-79
St. Olaf	2	2	0	1948-49
St. Thomas	8	2	6	1940-41
Siena	2	1	1	2002-03
Simpson	26	21	5	1919-20
S. Carolina State	2	2	0	1985-86
SE Missouri St.	1	1	0	1963-64
South Dakota	77	35	42	1935-36
South Dakota State	84	34	50	1935-36
SE Louisiana	1	1	0	1979-80
Southern California	1	0	1	1994-95
Southern Illinois	39	13	26	1964-65
Southern Methodist	1	0	1	1988-89
Southern Mississippi	2	0	2	1997-98
Southern Utah	2	1	1	1995-96
Southwest Louisiana	4	4	0	1939-40
Stephen F. Austin	2	2	0	1988-89
Stetson	1	0	1	1952-53
Tennessee State	3	3	0	1997-98
Texas A&M	1	1	0	1996-97
Texas-El Paso	2	0	2	1991-92
Texas-Pan American	3	2	1	1999-00
Texas Wesleyan	1	1	0	1988-89
Tulsa	11	3	8	1991-92
Upper Iowa	29	23	7	1913-14
U.S. Air Force	1	1	0	1999-00
U.S. International	1	1	0	1981-82
Utah	1	0	1	2002-03
Valparaiso	24	22	2	1979-80
Wagner	1	1	0	2004-05
Wartburg	23	15	8	1951-52
Washburn	1	0	1	1957-58
Washington	1	0	1	2006-07
Washington (Mo.)	3	2	1	1937-38
Wayne State (Neb.)	9	7	2	1940-41
Western Carolina	1	1	0	2005-06
Western Illinois	58	29	29	1938-39
Western Kentucky	3	0	3	1980-81
Western Michigan	8	3	5	1946-47
Westmar	3	3	0	1968-69
Wichita State	34	18	16	1977-78
William & Mary	1	1	0	2001-02
William Penn	28	24	4	1919-20
Winona State	16	14	2	1955-56
Wisconsin	5	1	4	1981-82
Wisc.-Green Bay	31	13	18	1978-79
Wisc.-LaCrosse	5	2	3	1949-50
Wisc.-Milwaukee	3	2	1	1941-42
Wisc.-Oshkosh	1	1	0	1990-91
Wisc.-Platteville	2	1	1	1978-79
Wisc.-River Falls	3	2	1	1948-49
Wisc.-Stevens Point	1	0	1	1973-74
Wright State	2	2	0	1998-99
Wyoming	2	0	2	1990-91
Youngstown State	11	4	7	1976-77
OTHERS	55	37	18	

UNIVERSITY

COACHING STAFF

2007-08 PANTHERS

2006-07 REVIEW

OPPONENTS

HISTORY

MVC COMPOSITE SCHEDULE

DAY	DATE	OPPONENT	LOCATION	TIME
Wed.	Oct. 31	Wayne St. (Neb.) at UNI (EX)	Cedar Falls, Iowa	7:05 pm
		Central College at Drake (EX)	Des Moines, Iowa	7:05 pm
Thu.	Nov. 1	Arkansas Tech at Missouri St. (EX)	Springfield, Mo.	7:05 pm
		DePaulw at Indiana St. (EX)	Terre Haute, Ind.	7:00 pm ET
		St. Ambrose at Bradley (EX)	Peoria, Ill. (RFH)	7:05 pm
		EA Sports at Creighton (EX)	Omaha, Neb.	7:05 pm
Sat.	Nov. 3	King College at S. Illinois (EX)	Carbondale, Ill.	7:05 pm
		Southwest (Minn.) St. at Drake (EX)	Des Moines, Iowa	2:05 pm
		Arkansas Tech at Wichita St. (EX)	Wichita, Kan.	7:05 pm
		Oakland City at Evansville (EX)	Evansville, Ind.	7:05 pm
Sun.	Nov. 4	Nebraska-Kearney at Indiana St. (EX)	Terre Haute, Ind.	1:00 pm ET
		Quincy (Ill.) at Bradley (EX)	Peoria, Ill.	2:05 pm
		Bemidji St. at UNI (EX)	Cedar Falls, Iowa	3:05 pm
Mon.	Nov. 5	St. Gregory's at Missouri St. (EX)	Springfield, Mo.	7:05 pm
Thu.	Nov. 7	Quincy (Ill.) at Illinois St. (EX)	Normal, Ill.	7:05 pm
Thu.	Nov. 8	Pittsburg St. at Wichita St. (EX)	Wichita, Kan.	7:05 pm
Fri.	Nov. 9	Drake at Saint Mary's Tip-Off Classic	Moraga, Calif.	5/7:30 pm
		N. Illinois at UNI (BTI Tip-Off Tourney)	Cedar Falls, Iowa	8:15 pm
		Oakland City at Indiana St.	Terre Haute, Ind.	7:00 pm ET
		DePaul at Creighton (KMTV)	Omaha, Neb.	7:05 pm
Sat.	Nov. 10	Cal Poly at UNI (BTI Tip-Off Tourney)	Cedar Falls, Iowa	8:15 pm
		Drake at Saint Mary's Tip-Off Classic	Moraga, Calif.	5/7:30 pm
		Bradley at Illinois-Chicago	Chicago, Ill.	7:00 pm
		Missouri St. at Toledo	Toledo, Ohio	7:00 pm
Sun.	Nov. 11	Lincoln Mem. at S. Illinois (EX)	Carbondale, Ill.	2:05 pm
		Mass. at UNI (BTI Tip-Off Tourney)	Cedar Falls, Iowa	5:05 pm
		Missouri-St. Louis at Illinois St.	Normal, Ill.	1:05 pm
		Samford at Evansville	Evansville, Ind.	2:30 pm
Tue.	Nov. 13	Arkansas-Pine Bluff at Wichita St.	Wichita, Kan.	7:05 pm
Thu.	Nov. 14	SEMO at Illinois St. (Chicago Inv.)	Normal, Ill.	7:05 pm
		Indiana St. at Butler (WTWO)	Indianapolis, Ind.	7:00 pm ET
		Cornell (Iowa) College at Drake	Des Moines, Iowa	7:05 pm
		Iowa St. at Bradley	Peoria, Ill.	7:05 pm
Fri.	Nov. 16	Harding at Missouri St.		
		(Price Cutter Classic)	Springfield, Mo.	8:05 pm
		Wichita St. vs. Baylor (Paradise Jam)	St. Thomas, V.I.	5:00 pm
Sat.	Nov. 17	Mississippi Valley St. at Creighton	Omaha, Neb.	7:05 pm
		N. Illinois at S. Illinois	Carbondale, Ill.	7:05 pm
		UNC-Greensboro at Missouri St.		
		(Price Cutter Classic)	Springfield, Mo.	8:05 pm
		Indiana St. at N. Texas	Denton, Texas	3:00 pm ET
		Butler at Evansville	Evansville, Ind.	7:05 pm
Sat./Sun	Nov. 17/18	WSU vs. Notre Dame/Monmouth		
		(Paradise Jam)	St. Thomas, V.I.	7:30 pm
Sun.	Nov. 18	Md.-Eastern Shore at Bradley		
		(S. Padre)	Peoria, Ill.	2:05 pm
		UNC Wilmington at Illinois St.		
		(Chicago Inv.)	Normal, Ill.	2:05 pm
		UNI at Wis.-Milwaukee	Milwaukee, Wis.	2:05 pm
Mon.	Nov. 19	WSU vs. Ga. Tech, Charlotte,		
		UIC or Winthrop	St. Thomas, V.I.	TBD
Tue.	Nov. 20	Florida Gulf Coast at Bradley		
		(S. Padre)	Peoria, Ill.	7:05 pm
		Evansville at SE Missouri St.	Cape Girardeau, Mo.	7:05 pm
		N. Illinois at Indiana St.	Terre Haute, Ind.	7:00 pm ET
Wed.	Nov. 21	Saint Louis at Missouri St.	Springfield, Mo.	7:05 pm
Thu.	Nov. 22	SIU vs. Chattanooga		
		(Anaheim Classic) (ESPNU)	Anaheim, Calif.	3:00 pm
Fri.	Nov. 23	Bradley vs. Iowa (S. Padre) (CSTV)	S. Padre Island, Tex.	6:30 pm
		Illinois St. vs. Indiana (Chicago Inv.)		
		SIU vs. TBD (Anaheim Classic)		
		(ESPN2 or ESPNU)	Anaheim, Calif.	2/4:30 pm
		UNI at S. Dakota St.	Brookings, S.D.	7:05 pm
Sat.	Nov. 24	Bradley vs. Vanderbilt/Utah St. (S. Padre)	S. Padre Island, Tex.	TBD
		Illinois St. vs. Xavier/Kent St.		
		(Chicago Inv.)	Hoffman Est., Ill.	TBD
		Evansville at Ball St.	Muncie, Ind.	1:00 pm
		Nebraska at Creighton (KMTV)	Omaha, Neb.	1:05 pm
		IPFW at Indiana St.	Terre Haute, Ind.	7:00 pm ET
		Drake at Wis.-Milwaukee	Milwaukee, Wis.	7:05 pm
		Wyoming at Wichita St.	Wichita, Kan.	7:05 pm
Sun.	Nov. 25	SIU vs. TBD (Anaheim Classic)		
		(ESPN2 or ESPNU)	Anaheim, Calif.	TBD
		Missouri St. at Winthrop	Rock Hill, S.C.	1:00 pm
Tue.	Nov. 27	Chicago St. at Illinois St.	Normal, Ill.	7:05 pm
		UNI at Iowa St. (Mediacom)	Ames, Iowa	7:05 pm
Wed.	Nov. 28	Bradley at Loyola-Chicago	Chicago, Ill.	7:00 pm
Thu.	Nov. 29	Wichita St. at Appalachian St.	Boone, N.C.	7:05 pm
		Savannah St. at Creighton	Omaha, Neb.	7:05 pm
Fri.	Nov. 30	UNC Central at Drake		
		(Iowa Realty Tournament)	Des Moines, Iowa	7:30 pm
Sat.	Dec. 1	Creighton at Drexel	Philadelphia, Pa.	
		Indiana at S. Illinois (ESPNU)	Carbondale, Ill.	8:30 pm
		Indiana St. at Purdue (WTWO)	West Lafayette, Ind.	3:00 pm ET
		SE Missouri St. at Bradley	Peoria, Ill.	7:05 pm
		Illinois-Chicago at Illinois St.	Normal, Ill.	7:05 pm
		Iowa Realty Tournament at Drake	Des Moines, Iowa	7:30 pm
		Evansville at Buffalo	Buffalo, N.Y.	6:00 pm
		Loyola-Chicago at UNI	Cedar Falls, Iowa	7:05 pm
Mon.	Dec. 3	Missouri St. at Arkansas	Fayetteville, Ark.	7:05 pm
Tue.	Dec. 4	Illinois St. at Eastern Michigan	Ypsilanti, Mich.	6:00 pm
		Indiana St. at Miami-Ohio	Oxford, Ohio	TBA
		Michigan St. at Bradley (ESPNU)	Peoria, Ill.	8:00 pm
		UMBC at Wichita St.	Wichita, Kan.	7:05 pm
Wed.	Dec. 5	Creighton at Xavier (KMTV)	Cincinnati, Ohio	
		UNC Wilmington at Missouri St.	Springfield, Mo.	7:05 pm
		Iowa St. at Drake	Des Moines, Iowa	7:05 pm
		Princeton at Evansville	Evansville, Ind.	7:05 pm
		Iowa at UNI (KFXA)	Cedar Falls, Iowa	8:00 pm
Fri.	Dec. 7	Chicago St. at Drake		
		(Regency Challenge Classic)	Des Moines, Iowa	7:30 pm
		Texas Arlington at Wichita St.	Wichita, Kan.	7:05 pm
Sat.	Dec. 8	Ball St. at Indiana St. (WTWO)	Terre Haute, Ind.	7:00 pm ET
		S. Illinois at Charlotte	Charlotte, N.C.	6:00 pm
		Drake Regency Challenge Classic	Des Moines, Iowa	7:30 pm
		Austin Peay at Evansville	Evansville, Ind.	7:05 pm
		Cincinnati at Illinois St.	Normal, Ill.	7:05 pm
Sun.	Dec. 9	Saint Joseph's at Creighton	Omaha, Neb.	2:05 pm
Tue.	Dec. 11	Saint Mary's at S. Illinois	Carbondale, Ill.	7:05 pm
		Bradley at Wright St.	Dayton, Ohio	6:00 pm
		Evansville at Valparaiso	Valparaiso, Ind.	7:05 pm
Fri.	Dec. 14	Drake at Iowa	Iowa City, Iowa	7:05 pm
Sat.	Dec. 15	S. Illinois at Saint Louis (ESPNU)	St. Louis, Mo.	6:30 pm
		Missouri St. at Utah	Salt Lake City, Utah	1:00 pm
		Hanover at Evansville	Evansville, Ind.	7:05 pm
		Wartburg College at UNI	Cedar Falls, Iowa	7:05 pm
		Wichita St. at UMKC	Kansas City, Mo.	7:05 pm
Sun.	Dec. 16	Illinois St. at Bowling Green	Bowling Green, Ohio	1:05 pm

Mon.	Dec. 17	Texas Pan Am at Missouri St. (Las Vegas Classic)	Springfield, Mo.	7:05 pm
		Houston Baptist at Creighton	Omaha, Neb.	7:05 pm
		Indiana St. at Tulane	New Orleans, La.	8:00 pm ET
Tue.	Dec. 18	S. Illinois at Western Michigan	Kalamazoo, Mich.	6:00 pm
Wed.	Dec. 19	Bethune-Cookman at Missouri St. (Vegas Classic)	Springfield, Mo.	7:05 pm
		Bradley at Butler	Indianapolis, Ind.	6:00 pm
		LSU at Wichita St.	Wichita, Kan.	7:05 pm
		UNI at UMKC	Kansas City, Mo.	7:05 pm
Thu.	Dec. 20	N. Carolina Central at Creighton	Omaha, Neb.	7:05 pm
Sat.	Dec. 22	Bowling Green at Indiana St. (WTWO)	Terre Haute, Ind.	2:00 pm ET
		Arkansas-Little Rock at Creighton (KMTV)	Omaha, Neb.	2:05 pm
		Missouri St. vs. Alabama (Vegas Classic)	Las Vegas, Nev.	7:00 pm
		Western Kentucky at S. Illinois	Carbondale, Ill.	2:05 pm
		Virginia Commonwealth at Bradley	Peoria, Ill.	7:05 pm
		Nevada at UNI	Cedar Falls, Iowa	1:05 pm
		Illinois St. at Ball St.	Muncie, Ind.	2:00 pm
		Norfolk St. at Evansville	Evansville, Ind.	2:05 pm
		UAB at Wichita St.	Wichita, Kan.	7:05 pm
Sun.	Dec. 23	Missouri St. vs. Purdue/Iowa St. (Vegas Classic)	Las Vegas, Nev.	7/9:30 pm
Fri.	Dec. 28	Butler at S. Illinois (ESPNU)	Carbondale, Ill.	8:00 pm
Sat.	Dec. 29	*Illinois St. at Creighton (MVC TV)	Omaha, Neb.	7:05 pm
		*Indiana St. at Evansville	Evansville, Ind.	2:05 pm
		*UNI at Bradley	Peoria, Ill.	2:05 pm
		*Drake at Wichita St.	Wichita, Kan.	7:05 pm
Sun.	Dec. 30	*Missouri St. at S. Illinois (MVC TV)	Carbondale, Ill.	2:05 pm
Tue.	Jan. 1	*Illinois St. at Wichita St.	Wichita, Kan.	7:05 pm
Wed.	Jan. 2	*Creighton at Indiana St. (KMTV)	Terre Haute, Ind.	7:00 pm ET
		*S. Illinois at Drake (Mediacom)	Des Moines, Iowa	7:05 pm
		*Evansville at UNI	Cedar Falls, Iowa	7:05 pm
		*Bradley at Missouri St.	Springfield, Mo.	7:05 pm
Sat.	Jan. 5	*Creighton at Missouri St. (KMTV)	Springfield, Mo.	7:05 pm
		*S. Illinois at Illinois St. (WSIU)	Normal, Ill.	7:05 pm
		*UNI at Indiana St. (MVC TV)	Terre Haute, Ind.	8:00 pm ET
		*Wichita St. at Bradley	Peoria, Ill.	7:05 pm
Sun.	Jan. 6	*Drake at Evansville (MVC TV)	Evansville, Ind.	2:05 pm
Tue.	Jan. 8	*UNI at Illinois St.	Normal, Ill.	7:05 pm
		*Wichita St. at Missouri St. (ESPN2)	Springfield, Mo.	6:00 pm
		*Bradley at S. Illinois (ESPNU)	Carbondale, Ill.	6:00 pm
Wed.	Jan. 9	*Indiana St. at Drake	Des Moines, Iowa	7:05 pm
		*Evansville at Creighton	Omaha, Neb.	7:05 pm
Sat.	Jan. 12	*Bradley at UNI	Cedar Falls, Iowa	7:05 pm
		*Evansville at Illinois St. (MVC TV)	Normal, Ill.	7:05 pm
		*Missouri St. at Drake	Des Moines, Iowa	7:05 pm
		*S. Illinois at Indiana St. (WTWO) (WSIU)	Terre Haute, Ind.	7:00 pm ET
		*Creighton at Wichita St.	Wichita, Kan.	7:05 pm
Tue.	Jan. 15	*Indiana St. at Missouri St.	Springfield, Mo.	7:05 pm
		*S. Illinois at Evansville (Mediacom)	Evansville, Ind.	7:05 pm
		*Creighton at UNI (ESPN2)	Cedar Falls, Iowa	6:00 pm
Wed.	Jan. 16	*Wichita St. at Illinois St.	Normal, Ill.	7:05 pm
		*Drake at Bradley	Peoria, Ill.	7:05 pm
Sat.	Jan. 19	*Illinois St. at Drake	Des Moines, Iowa	7:05 pm
		*Indiana St. at Creighton (MVC TV)	Omaha, Neb.	7:35 pm
		*Wichita St. at S. Illinois	Carbondale, Ill.	7:05 pm
		*Evansville at Bradley	Peoria, Ill.	7:05 pm
Sun.	Jan. 20	*Missouri St. at UNI (MVC TV)	Cedar Falls, Iowa	1:05 pm
Tue.	Jan. 22	*Drake at Creighton (KMTV)	Omaha, Neb.	7:05 pm
Wed.	Jan. 23	*Evansville at Indiana St.	Terre Haute, Ind.	7:00 pm ET

		*UNI at Wichita St.	Wichita, Kan.	7:05 pm
		*S. Illinois at Missouri St. (Mediacom)	Springfield, Mo.	7:05 pm
		*Illinois St. at Bradley	Peoria, Ill.	7:05 pm
Sat.	Jan. 26	*Bradley at Wichita St. (MVC TV)	Wichita, Kan.	7:05 pm
		*Creighton at S. Illinois (ESPN2)	Carbondale, Ill.	8:00 pm
		*Missouri St. at Evansville	Evansville, Ind.	7:05 pm
		*UNI at Drake (KFXA) (KSDM)	Des Moines, Iowa	5:00 pm
Sun.	Jan. 27	*Indiana St. at Illinois St. (WTWO)	Normal, Ill.	2:05 pm
Tue.	Jan. 29	*Missouri St. at Wichita St. (ESPNU)	Wichita, Kan.	8:00 pm
		*Evansville at S. Illinois	Carbondale, Ill.	7:05 pm
Wed.	Jan. 30	*Illinois St. at UNI	Cedar Falls, Iowa	7:05 pm
		*Indiana St. at Bradley	Peoria, Ill.	7:05 pm
		*Creighton at Drake	Des Moines, Iowa	7:05 pm
Sat.	Feb. 2	*Bradley at Evansville	Evansville, Ind.	7:05 pm
		*Drake at Indiana St.	Terre Haute, Ind.	7:00 pm ET
		*S. Illinois at UNI (MVC TV)	Cedar Falls, Iowa	7:05 pm
		*Wichita St. at Creighton (KMTV)	Omaha, Neb.	7:05 pm
		*Illinois St. at Missouri St.	Springfield, Mo.	7:05 pm
Tue.	Feb. 5	*Drake at Illinois St.	Normal, Ill.	7:05 pm
		*Indiana St. at S. Illinois	Carbondale, Ill.	7:05 pm
		*UNI at Creighton (ESPNU)	Omaha, Neb.	8:00 pm
Wed.	Feb. 6	*Wichita St. at Evansville	Evansville, Ind.	7:05 pm
		*Missouri St. at Bradley	Peoria, Ill.	7:05 pm
Sat.	Feb. 9	*Bradley at Illinois St. (WMBD)	Normal, Ill.	7:05 pm
		*Indiana St. at Wichita St.	Wichita, Kan.	7:05 pm
		*UNI at Missouri St. (MVC TV)	Springfield, Mo.	7:35 pm
		*Evansville at Drake	Des Moines, Iowa	7:05 pm
Sun.	Feb. 10	*S. Illinois at Creighton (ESPNU)	Omaha, Neb.	6:00 pm
Tue.	Feb. 12	*Bradley at Indiana St.	Terre Haute, Ind.	7:00 pm ET
Wed.	Feb. 13	*Drake at S. Illinois	Carbondale, Ill.	7:05 pm
		*Missouri St. at Illinois St.	Normal, Ill.	7:05 pm
		*Wichita St. at UNI	Cedar Falls, Iowa	7:05 pm
		*Creighton at Evansville	Evansville, Ind.	7:05 pm
Sat.	Feb. 16	*Drake at UNI (KFXA) (KSDM)	Cedar Falls, Iowa	1:00 pm
		*Evansville at Missouri St.	Springfield, Mo.	7:35 pm
		*Illinois St. at Indiana St. (WTWO)	Terre Haute, Ind.	2:00 pm ET
		*S. Illinois at Wichita St. (MVC TV)	Wichita, Kan.	6:05 pm
		*Creighton at Bradley (MVC TV)	Peoria, Ill.	1:05 pm
Tue.	Feb. 19	*Bradley at Drake (MVC TV)	Des Moines, Iowa	7:35 pm
		*Missouri St. at Creighton (ESPNU)	Omaha, Neb.	8:00 pm
		*Wichita St. at Indiana St.	Terre Haute, Ind.	7:00 pm ET
Wed.	Feb. 20	*UNI at S. Illinois (Mediacom)	Carbondale, Ill.	7:05 pm
		*Illinois St. at Evansville	Evansville, Ind.	7:05 pm
Sat.	Feb. 23	O'Reilly's ESPNU BracketBusters Home: Bradley, Missouri St., UNI, S. Illinois Road: Creighton, Drake, Evansville, Indiana St., Wichita St.		
Sun.	Feb. 24	O'Reilly's ESPNU BracketBusters at Illinois St.	Normal, Ill.	TBD
Tue.	Feb. 26	*Drake at Missouri St.	Springfield, Mo.	7:05 pm
		*S. Illinois at Bradley (ESPN2)	Peoria, Ill.	6:00 pm
		*Evansville at Wichita St.	Wichita, Kan.	7:05 pm
Wed.	Feb. 27	*Indiana St. at UNI	Cedar Falls, Iowa	7:05 pm
		*Creighton at Illinois St.	Normal, Ill.	7:05 pm
Sat.	Mar. 1	*Missouri St. at Indiana St.	Terre Haute, Ind.	TBD
		*Bradley at Creighton	Omaha, Neb.	TBD
		*Illinois St. at S. Illinois	Carbondale, Ill.	TBD
		*Wichita St. at Drake	Des Moines, Iowa	TBD
		*UNI at Evansville	Evansville, Ind.	TBD
Thur.-Sun.	Mar. 6-9	St. Farm MVC Tournament	St. Louis, Mo.	TBD

TEN MISSOURI VALLEY CONFERENCE SCHOOLS WILL PARTICIPATE IN THE SIXTH ANNUAL




A total of 100 teams – representing 16 collegiate athletic conferences – will compete in the two-day event (February 22-23), with the entire O'Reilly ESPNU BracketBusters slate of matchups to be announced on February 3. Bradley, Illinois State, Missouri State, UNI and Southern Illinois will serve as host schools, while Creighton, Drake, Evansville, Indiana State and Wichita State will play on the road.

Of the 50 games, a minimum of 14 will be televised, with six contests on ESPN2. An additional five games will be aired on ESPNU -- ESPN's collegiate sports network which launched on March 4, 2005 – and two will be televised on ESPN360 – ESPN's broadband service. In 2008, one will be aired live on ESPN Classic for the first time. Please consult your local listings for start times.

Since the event's inception in 2003, the Missouri Valley Conference has posted a five-year record of 25-18, including a 4-0 mark in 2003, a 6-4 slate in 2004, a 5-4 record in 2005, a 5-5 mark in 2006 and a 5-5 slate in 2007. In O'Reilly ESPNU BracketBusters-branded games (contests aired on the TV package), The Valley has a 14-9 record, with SIU (4-1) owning the league's best mark.

HOME TEAMS: Bradley, Illinois State, Missouri State, UNI, Southern Illinois, East Tennessee State, Northern Arizona, Winthrop, Cal State Fullerton, Cal State Northridge, Pacific, UC Irvine, UC Riverside, Drexel, James Madison, Old Dominion, Towson, UNC Wilmington, William & Mary, Butler, Cleveland State, Detroit, Green Bay, Valparaiso, Canisius, Iona, Loyola (Md.), Manhattan, Saint Peter's, Akron, Buffalo, Eastern Michigan, Northern Illinois, Ohio, Toledo, Austin Peay, Eastern Illinois, Eastern Kentucky, Jacksonville State, Murray State, Holy Cross, Appalachian State, Elon, Oral Roberts, Boise State, Fresno State, Louisiana Tech, New Mexico State, Utah State and Saint Mary's.

AWAY TEAMS: Creighton, Drake, Evansville, Indiana State, Wichita State, Albany, Binghamton, Boston University, Vermont, Portland State, High Point, Cal Poly, Long Beach State, UC Davis, UC Santa Barbara, Delaware, George Mason, Georgia State, Hofstra, Northeastern, Virginia Commonwealth, UIC, Loyola (Chicago), Milwaukee, Wright State, Youngstown State, Fairfield, Marist, Niagara, Rider, Siena, Ball State, Bowling Green State, Central Michigan, Kent State, Miami (Ohio), Western Michigan, Morehead State, Samford, Southeast Missouri State, Tennessee-Martin, Tennessee State, Tennessee Tech, Bucknell, Davidson, Georgia Southern, Hawai'i, Idaho, Nevada and San Jose State.





HISTORY

All-Time Coaches	108
Coaches Records.....	109
Panther Assistants	109
Honor Roll	110-111
Yearly Stats.....	112
Records.....	113-115
Top 10 Career Lists	116
Top 10 Season Lists	117
Biggest Wins/Biggest Losses	118
100 Point Games.....	118
Top Scorers.....	119
1000 Point Scorers.....	120-123
Annual Leaders	124-125
McLeod Center Records.....	126
UNI in MVC Tournament.....	127-130
UNI in NCAA Tournament.....	131-133
UNI Postseason Records	134
Year by Year Records.....	135
Season Results.....	136-142
Media Information.....	143
07-08 Panthers.....	144

ALL-TIME COACHES

Charles Pell (1904-06)

Though UNI's basketball history dates back to 1900, partial records exist only before 1905. Charles Pell was the first coach to lead a team for more than one season when he compiled an 11-12 mark between 1903-06.

R.F. Seymour (1907-09)

R.F. Seymour's three-season record was 14-15, with his best mark coming in his first campaign when he finished at 5-4. One of the highlights was a 53-27 win over in-state rival Drake in 1907-08.



L.L. Mendenhall(1922-24)

Former athletic director and head basketball coach L.L. Mendenhall, a member of UNI's Hall of Fame, still holds the record for best percentage when he compiled a 27-7 record (.794) from 1921-24. His best season was 1922-23, when his team finished 10-1 overall. The school joined the Iowa Conference during his tenure, in 1923.



Arthur D. Dickinson (1925-32, 1934-37)

Another UNI Hall of Famer, Dickinson is perhaps best known as a track coach and for the still-running Dickinson Relays held at UNI's UNI-Dome.



O.M. "Hon" Nordly (1938-43, 1946-54)

With a tenure interrupted by World War II, Nordly compiled a 166-127 record and won five conference titles, the first conference crowns earned in school history. His teams also beat Iowa State for the first time, defeating the Cyclones 38-29 in 1938-39. He's a member of UNI's Hall of Fame.

James Witham (1957-61)

Former athletic director and UNI Hall of Famer James Witham won 63 games and lost 49. His last two seasons, he compiled records of 15-8 and 16-5, helping to set the stage for UNI's approaching glory years.



Norm Stewart (1962-67)

Former Missouri head coach and UNI Hall of Famer Norm Stewart compiled a 97-42 record, won two conference titles and took the Panthers to two NCAA Tournaments. The team finished 23-4 in 1963-64, a tied record that still stands for games won in a season. His teams beat Iowa State twice -- 59-54 in 1963-64 and 54-50 in 1964-65.



Zeke Hogeland (1968-73)

Hogeland compiled a 70-74 record, with three straight winning seasons before falling to 6-20 in 1970-71, 10-13 in 1971-72 and 11-13 in 1972-73.



James Berry (1974-86)

Jim Berry still holds the mark for having coached the most games in Panther basketball history at 354 after compiling a 144-210 record. His tenure is best known for taking UNI into the NCAA Division I ranks in 1980. He catapulted the Panthers into the Division II playoffs in 1978-79, ending with an 18-11 record, and the team just missed a NIT berth in 1983-84 when it finished 18-10 overall, the same year UNI defeated Wisconsin and Kansas State.



Eldon Miller (1987-98)

Former Ohio State head coach Eldon Miller compiled a 164-178 mark with the Panthers. He led the Panthers to their first NCAA Division I tournament in 1990, the same year they defeated Iowa in the UNI-Dome before a state-record crowd of more than 22,000. The Panthers joined the Missouri Valley Conference during his tenure. He was named the Valley's Coach of the Year in 1997, and is a member of UNI's Hall of Fame.



Sam Weaver (1999-2001)

Sam Weaver has the unflattering position of having one of the lowest win-loss records as a UNI coach, but what isn't obvious from the record is that his tenure was plagued by injuries to key players and defections.



Greg McDermott (2002-2006)

UNI alumnus Greg McDermott piloted the Panthers to arguably the greatest sustained run of success in the program's history. He guided UNI into three straight NCAA tournaments in 2004, 2005 and 2006, including coaching UNI to its first ever Missouri Valley Conference tournament championship in 2004. He had a five-year record of 90-63, tying a school record with 23 wins in 2006.

MISSOURI VALLEY CONFERENCE COACHES OF THE YEAR

48-49	Henry P. Iba, Oklahoma A&M	63-64	Maurice "Maury" John, Drake	76-77	Ken Hayes, New Mexico State	91-92	Bob Bender, Illinois State
49-50	Forrest "Forddy" Anderson, Bradley	64-65	Gary Thompson, Wichita State	77-78	Tom Apke, Creighton	92-93	Rudy Washington, Drake
50-51	Henry P. Iba, Oklahoma A&M	65-66	Taylor Baker, Cincinnati	78-79	Bill Hodges, Indiana State	93-94	Tubby Smith, Tulsa
51-52	Edgar S. "Eddie" Hickey, St. Louis	66-67	Joe Swank, Tulsa	79-80	Dick Versace, Bradley	94-95	Tubby Smith, Tulsa
52-53	Henry P. Iba, Oklahoma A&M	67-68	Maurice "Maury" John, Drake	80-81	Nolan Richardson, Tulsa	95-96	Jim Molinari, Bradley
53-54	Ralph Miller, Wichita State	68-69	Ken Hayes, Tulsa	81-82	Gary Garner, Drake	96-97	Eldon Miller, UNI
54-55	Clarence Iba, Tulsa	69-70	Maurice "Maury" John, Drake	82-83	Weldon Drew, New Mexico State	97-98	Kevin Stallings, Illinois State
55-56	Alden Pasche, Houston	70-71	Bob Polk, St. Louis	83-84	Bob Donewald, Illinois State	98-99	Jim Crews, Evansville
56-57	Edgar S. "Eddie" Hickey, St. Louis	71-72	Gene Bartow, Memphis State	84-85	Nolan Richardson, Tulsa	99-00	Royce Waltman, Indiana State
57-58	George Smith, Cincinnati	72-73	Ken Hayes, Tulsa	85-86	Dick Versace, Bradley	00-01	Dana Altman, Creighton
58-59	George Smith, Cincinnati	73-74	Denny Crum, Louisville	86-87	J.D. Barnett, Tulsa	01-02	Dana Altman, Creighton
59-60	Charles Orsborn, Bradley	74-75	Joe Stowell, Bradley	87-88	Eddie Fogler, Wichita State	02-03	Bruce Weber, Southern Illinois
60-61	Ed Jucker, Cincinnati	75-76	Lou Henson, New Mexico State	88-89	Stan Albeck, Bradley	03-04	Matt Painter, Southern Illinois
61-62	Charles Orsborn, Bradley		Ron Ekker, West Texas State	89-90	Tony Barone, Creighton	04-05	Chris Lowery, Southern Illinois
62-63	Ed Jucker, Cincinnati			90-91	Rich Herrin, Southern Illinois	05-06	Mark Turgeon, Wichita State
						06-07	Chris Lowery, Southern Illinois

UNI BASKETBALL COACHING HISTORY

Coach	Years	W	L	Pct.	Titles
No Coach	1901-02	1	3	.250	0
Jones	1903	0	2	.000	0
Charles Pell	1904-06	11	12	.478	0
R.F. Seymour	1907-09	14	15	.483	0
Clayton Simmons	1910	4	3	.571	0
No Records	1911				
H. Pasini	1912-13	8	12	.400	0
Allen Berkstresser	1914-17	10	12	.455	0
No Coach	1918	5	5	.500	0
Russell Glaesner	1919	2	6	.250	0
Ivan Doseff	1920-21	14	14	.500	0
L.L. Mendenhall	1922-24	27	7	.794	0
Arthur D. Dickinson	1925-32, 34-37	102	66	.607	0
Melvin Fritzel	1933	9	4	.692	0
O.M. "Hon" Nordly	1938-43, 46-54	166	127	.567	5
No Basketball	1944-45				
Stanley Hall	1955-56	19	22	.463	0
James Witham	1957-61	63	49	.563	0
Norm Stewart	1962-67	97	42	.698	2
Zeke Hogeland	1968-73	70	74	.486	1
James Berry	1974-86	144	210	.407	1*
Eldon Miller	1987-98	164	178	.480	0
Sam Weaver	1999-2001	30	57	.345	0
Greg McDermott	2002-06	90	63	.588	1
Ben Jacobson	2007-	18	13	.581	0
Totals	1900-2007	1,035	1,001	.508	10

*1981-82, shared Mid-Continent Conference Title



PANTHER ASSISTANTS

2007-08	Rich Glas	1998-99	Tom Bardal	1988-89	Kevin Boyle	1978-79	Dan Breitbart
	Kyle Green		Grady Bean		Kevin Lehman		Bernie Miller
	P.J. Hogan		Ron Smith		Sam Skarich	1977-78	Dan Breitbart
	Chris Foster	1997-98	Kevin Boyle	1987-88	Kevin Boyle		Bill Runchey
2006-07	Rich Glas		Jonathan Cox		Kevin Lehman	1976-77	Dan Breitbart
	Kyle Green		Troy Muilenburg		Sam Skarich	1975-76	Dan Breitbart
	P.J. Hogan	1996-97	Kevin Boyle	1986-87	Kevin Boyle		Dan Corken
	Chris Foster		Jonathan Cox		Kevin Lehman		Gary Leinberger
2005-06	Ben Jacobson		Sam Skarich		Sam Skarich	1974-75	Dan Breitbart
	Jeff Rutter	1995-96	Kevin Boyle	1985-86	Warren Olson		Dan Corken
	P.J. Hogan		Jonathan Cox		Paul Swanson		Jim Kelly
	Ron Smith		Sam Skarich		Daniel Traeger	1973-74	Dan Breitbart
2004-05	Ben Jacobson	1994-95	Kevin Boyle	1984-85	David Kraayenbrink	1972-73	John Moore
	Jeff Rutter		Kevin Lehman		Paul Swanson	1971-72	Skip Anderson
	Ron Smith		Sam Skarich		Daniel Traeger		Duane Jensen
2003-04	Ben Jacobson	1993-94	Kevin Boyle	1983-84	David Kraayenbrink		Jim Schultz
	Jeff Rutter		Kevin Lehman		Paul Swanson	1970-71	Skip Anderson
	Ron Smith		Sam Skarich		Daniel Traeger	1968-69	Ken Green
2002-03	Kyle Green	1992-93	Kevin Boyle	1982-83	Jim Reed		Duane Josephson
	Ben Jacobson		Kevin Lehman		Paul Swanson	1955-64	Mon Whitford
	Ron Smith		Sam Skarich		Daniel Traeger	1950-55	James Clark
2001-02	Kyle Green	1991-92	Kevin Boyle	1981-82	Jeff Etienne	1948-49	Barnhart
	Ben Jacobson		Kevin Lehman		Scott Hogeland		
	Ron Smith		Sam Skarich		Daniel Traeger		
2000-01	Tom Bardal	1990-91	Kevin Boyle	1980-81	Randy Eccker		
	Johnny Brown		Kevin Lehman		Scott Hogeland		
	Ron Smith		Sam Skarich		Mark Long		
1999-00	Tom Bardal	1989-90	Kevin Boyle	1979-80	Dan Breitbart		
	Luster Goodwin		Kevin Lehman		Scott Hogeland		
	Ron Smith		Sam Skarich		Mark Long		

HONOR ROLL

ALL-AMERICANS

- 1963-64 Pete Spoden,
1st Team Associated Press
- 1964-65 Craig Kneppe,
Honorable Mention Associated Press
- 1965-66 Craig Kneppe,
3rd Team Associated Press
- 1966-67 Jerry Waugh,
4th Team Coaches' A-A
- 1984-85 Randy Kraayenbrink,
Honorable Mention Associated Press



Craig Kneppe



Jerry Waugh



Ron Lemons



Ray Storck



Robbie Sieverding



Randy Blocker

GTE ACADEMIC ALL-AMERICANS

- 1982 Ray Storck (Honorable Mention)
- 1984 Randy Kraayenbrink (2nd Team)

*Mike Kemp received the prestigious NCAA Post-Graduate Scholarship in 1979

MISSOURI VALLEY CONFERENCE ALL-TOURNAMENT SELECTIONS

- David Gruber, C
- Ben Jacobson, G (MVP)
- Jason Daisy, G
- Randy Blocker, F
- Cam Johnson, G (MVP)

ALL-CONFERENCE NEWCOMER TEAMS

- 2005 Eric Coleman, C
- 2004 Erik Crawford, G
Brooks McKowen, G
- 2003 Ben Jacobson, F
Matt Schneiderman, F
- 2002 David Gruber, F/C
- 1999 Sean Stackhouse, G
- 1993 Randy Blocker, F
- 1988 Steve Phyfe, F
- 1987 Maurice Newby, G
Jason Reese, C
- 1986 Scott Plondke, C
- 1984 Scott Stafford, F

CONFERENCE MVPS

- Jason Daisy, G
- Craig Kneppe, C
- Pete Spoden, F-C

PANTHERS IN THE PROS

1964 Pete Spoden	Baltimore Bullets	1990 Jason Reese	Boston Celtics, Australia, France	1995 Cam Johnson	England, Australia, CBA
1973 Darrell Timion	Australia	Steve Phyfe	Australia, Honduras, Argentina, CBA, France, Uruguay	1997 Jason Daisy	Belgium, Yugoslavia
1974 Brian Bestul	Australia			2000 Cory Jenkins	USBL, Norway
1976 Bill Runchey	Australia			Joe Breakenridge	Uruguay, Sweden
1979 Ron Lemons	Australia			Martin Coon	Poland
1981 Bill Jones	Australia			Tyler Peterson	England
1983 Brent Carmichael	Rockford Lightning			Trey Austin	Portugal
1984 Herbert King	Australia	1991 Troy Muilenburg	Germany	Octav Morariu	Romania
1985 Scott Stafford	Australia	Brad Hill	CBA, Australia	2004 David Gruber	Australia
1986 Randy Kraayenbrink	Yugoslavia			Matt Schneiderman	Switzerland, France
1988 Greg McDermott	Switzerland	1992 Troy Vaughn	Honduras, Sweden	2006 Ben Jacobson	Germany, France
James Parker	Argentina	Cedrick McCullough	Honduras		
Mike Bailey	Switzerland		ABA, Australia, Argentina, Chile, France, Israel, Latvia, Phillipines		
1989 Nick Nurse	England	1994 Brian Jones	Australia		



Pete Spoden



Brent Carmichael



Jason Reese



Brian Jones



Cory Jenkins



Joe Breakenridge



Randy Kraayenbrink



David Gruber



Cam Johnson



Jason Daisy



Tyler Peterson



Martin Coon

ALL-TIME ALL-CONFERENCE (Since 1925)

1925	Vern Morrison, F	1962	Pete Spoden, F-C (MVP)	1992	Dale Turner, G (2nd Team)
1926	Vern Morrison, F		Bob Waller, G	1993	Randy Blocker, F (1st Team, All-Newcomer)
	Millard Horton, F		Jerry Holbrook, G		Cam Johnson, G (Honorable Mention Media)
1928	Stewart Cooper, F	1963	Dick Christy, F (HM)	1994	Randy Blocker, F (1st Team Coaches, Media)
1929	Lloyd Haberichter, C		Duane Josephson, G (1st Team)		Cam Johnson, G (1st Team Media, 2nd Team Coaches)
	Ted Fritzel, G	1964	Duane Josephson, G	1996	Jason Daisy, G (1st Team Coaches, Media; Most Improved)
1930	Lloyd Haberichter, C		Ron Jessen, F	1997	Jason Daisy, G (1st Team, MVP)
1933	Roger Willert, C	1965	Ron Jessen, F	1998	Tony Brus, G (HM)
1934	Morris Carr, F		Craig Knepe, C (MVP)		Darian DeVries, G (All-Underrated)
1935	Morris Carr, F	1966	Craig Knepe, C	1999	Joe Breakenridge, F (HM, Most Improved)
1937	Darrell Black, G		Jerry McColley, G		Sean Stackhouse, G (2nd Team, All Newcomer)
	Vern Morrison, F	1967	Ken Huelman, C	2000	Robbie Sieverding, G (2nd Team)
1938	Robert Curtis, C		Jerry Waugh, F		Joe Breakenridge, F (HM)
	Lyle Dodd, G	1968	Ken Huelman, C	2001	Joe Breakenridge, F (1st Team)
	Roman Yatchak, G		Jerry Waugh, F	2002	Robbie Sieverding, G (1st Team)
1940	Lyle Dodd, G	1969	Larry Clausen, G		David Gruber, F/C (HM, All-Newcomer)
	Fred Lofquist, F		Ken Huelman, C		Chris Foster, G (All-Freshman)
1948	Van Coumbs, F	1970	John Martin, F	2003	Erik Smith, G (Capt. Most Improved)
	Norm Jespersen, F	1971	Bill McCoy, G		David Gruber, C (HM)
	Walt Kochneff, C		Bill McCoy, G		Matt Schneiderman, F (HM, All-Newcomer)
1949	Norm Jespersen, F		Brian Bestul, F (HM)		Ben Jacobson, F (All-Newcomer, All-Freshman)
1950	Norm Jespersen, F	1978	Bill McCoy, G	2004	David Gruber, C (1st Team)
	Walt Kochneff, C	1980	Ron Lemons, F		Matt Schneiderman, F (HM)
1951	Dick Garth, G	1981	Rod Underwood, G (2nd Team)		Ben Jacobson, G (HM, Most Improved)
	Bill Peterson, F	1982	Did not compete for conference awards		Erik Crawford, G (All-Newcomer)
1952	Howard Pigg, F		Jay Block, F-G (2nd Team)		Brooks McKowen, G (All-Freshman)
1953	Al Carew, C		Brent Carmichael, G (1st Team)	2005	Ben Jacobson, G (1st Team)
	LaVern Greenfield, F		Ray Storck, C (2nd Team)		Erik Crawford, G (HM)
	Jack Rolinger, G	1983	Brent Carmichael, G (2nd Team)		Eric Coleman, C (All-Freshman, All-Newcomer, Freshman of the Year)
1954	Dick Beetsch, F	1984	Herbert King, C-F (2nd Team)		Grant Stout, F (HM, All-Defense, Most Improved)
	LeRoy Horn, G (HM)		Randy Kraayenbrink, G (1st Team)	2006	Ben Jacobson, G (1st Team)
1955	Howie Pigg, F		Scott Stafford, F (All-Newcomer)		Grant Stout, F (1st Team, All-Defense)
1956	Del Nicklaus, C	1985	Randy Kraayenbrink, G (1st Team)		Eric Coleman, C (HM)
1957	Del Nicklaus, C	1986	Randy Kraayenbrink, G (2nd Team)	2007	Eric Coleman, C (2nd)
1958	Clark McCleary, G		Scott Plondke, C (All-Newcomer)		Grant Stout, F (2nd)
1959	Jim Jackson, F	1987	Greg McDermott, C-F (2nd Team)		
	Ron LaFrentz, C (HM)		Maurice Newby, G (All-Newcomer)		
1960	Jim Jackson, F		Jason Reese, C (All-Newcomer)		
	Pete Spoden, F-C (HM)	1988	Steve Phyfe, F (All-Newcomer)		
	Jerry Holbrook, G (HM)	1989	Steve Phyfe, F (2nd Team)		
1961	Jerry Holbrook, G		Jason Reese, C (1st Team)		
	Pete Spoden, C	1990	Jason Reese, C (1st Team)		
		1991	Troy Muilenburg, F (2nd Team)		



ACADEMIC ALL-CONFERENCE

1977	Mike Kemp, G	1985	Randy Kraayenbrink, G	2004	Matt Schneiderman, F (1st)
	Mark Enright, C		Robbie Williams, G	2005	Brooks McKowen, G (2nd)
1978	Mike Kemp, G	1986	Robbie Williams, G		Erik Crawford, G (2nd)
	Mark Long, G	1989	Nick Pace, C		Grant Stout, F (HM)
	Mike Clark, F	1990	Nick Pace, C		Jon Godfread, C (HM)
1982	Ray Storck, C	1992	Terry Merfeld, C	2006	Erik Crawford, G (2nd)
1983	Jay Block, F		Nick Pace, C		Brooks McKowen, G (2nd)
	Ray Storck, C	1997	Darian DeVries, G (2nd)		Grant Stout, F (2nd)
1984	Jay Block, F		Darian DeVries, G (2nd)	2007	Brooks McKowen, G (2nd)
	Randy Kraayenbrink, G	2003	Matt Schneiderman, F (1st)		Grant Stout, F (2nd)
			Ryan Paulsen, G (HM)		

YEARLY STATS

YEARLY STATISTICS

Year	Coach	W-L	Fin.	FG-FGA	Pct.	3FG-3FGA	Pct.	FT-FTA	Pct.	Reb.-Avg.	PF-D	A	TO	BS	ST	Pts.-Avg.
06-07	Ben Jacobson	18-13	5th	701-1554	.451	202-555	.364	436-620	.703	1048-33.8	511-11	414	386	99	132	2040-65.8
05-06	Greg McDermott	23-10	T5th	754-1662	.454	219-642	.341	438-608	.720	1100-33.3	480-6	439	401	124	179	2165-65.6
04-05	Greg McDermott	21-11	T3rd	847-1763	.480	226-593	.381	391-560	.698	1071-33.5	556-13	491	373	138	192	2311-72.2
03-04	Greg McDermott	21-10	T2nd	723-1644	.440	223-630	.354	478-648	.738	1068-34.5	517-6	410	388	63	165	2147-69.3
02-03	Greg McDermott	11-17	7th	646-1438	.449	216-572	.378	322-473	.681	873-31.2	455-6	396	369	51	140	1830-65.4
01-02	Greg McDermott	14-15	7th	699-1573	.444	217-601	.361	441-602	.733	853-29.4	534-18	383	363	50	205	2056-70.9
00-01	Sam Weaver	7-24	T0th	664-1587	.418	147-445	.330	390-621	.628	961-31.0	617-22	355	474	61	224	1865-60.2
99-00	Sam Weaver	14-15	7th	624-1425	.438	123-362	.340	427-598	.714	921-31.8	499-19	326	412	89	174	1798-62.0
98-99	Sam Weaver	9-18	T8th	645-1410	.458	167-430	.388	446-607	.735	836-31.0	478-12	319	414	43	213	1903-70.5
97-98	Eldon Miller	10-17	9th	667-1673	.399	194-568	.342	341-516	.661	1040-38.5	557-15	371	390	105	201	1869-69.2
96-97	Eldon Miller	16-12	T4th	692-1574	.440	143-414	.345	469-639	.734	973-34.8	544-10	364	413	90	228	1996-71.3
95-96	Eldon Miller	14-13	T7th	701-1579	.444	204-541	.377	477-677	.705	967-35.8	542-7	344	415	92	226	2083-77.2
94-95	Eldon Miller	8-20	T9th	658-1504	.438	138-433	.319	448-688	.651	946-33.8	618-22	301	489	107	205	1902-67.9
93-94	Eldon Miller	16-13	5th	793-1676	.473	140-398	.352	448-650	.689	1046-36.1	580-10	356	448	115	226	2174-75.0
92-93	Eldon Miller	12-15	6th	617-1376	.448	62-182	.341	359-533	.674	873-32.3	488-4	260	431	69	199	1655-61.3
91-92	Eldon Miller	10-18	7th	669-1526	.438	117-329	.356	360-517	.696	908-32.4	589-18	326	453	73	201	1815-64.8
90-91	Eldon Miller	13-19	T4th	806-1832	.440	167-476	.351	391-525	.745	1054-32.9	550-14	414	442	66	232	2170-67.8
89-90	Eldon Miller	23-9	T3rd	924-1849	.500	165-411	.402	480-674	.712	1144-35.8	559-10	497	449	91	186	2493-77.9
88-89	Eldon Miller	19-9	2nd	899-1796	.501	149-381	.391	435-608	.716	1049-37.5	563-13	505	426	60	196	2382-85.1
87-88	Eldon Miller	10-18	T6th	800-1653	.484	136-344	.395	436-595	.733	913-32.6	622-24	445	427	50	187	2172-77.6
86-87	Eldon Miller	13-15	5th	765-1618	.473	108-256	.422	390-507	.769	936-33.4	581-16	382	434	67	205	2028-72.4
85-86	Jim Berry	8-19	T7th	780-1549	.504	-	-	347-468	.741	870-32.2	563-23	465	418	49	176	1907-70.6
84-85	Jim Berry	12-16	6th	716-1559	.459	-	-	389-545	.714	875-31.3	552-13	367	341	57	171	1821-65.0
83-84	Jim Berry	18-10	2nd	754-1525	.494	-	-	424-615	.689	778-27.8	579-25	422	462	100	228	1932-69.0
82-83	Jim Berry	13-18	5th	828-1817	.456	-	-	345-564	.612	940-30.3	635-23	359	447	96	243	2010-64.8
81-82	Jim Berry	12-15	T1st	662-1506	.440	-	-	325-501	.649	772-28.6	481-14	264	413	66	195	1649-61.1
80-81	Jim Berry	8-19	None	653-1423	.459	-	-	305-445	.685	720-26.7	514-25	394	466	50	155	1611-59.7
79-80	Jim Berry	12-13	T3rd	690-1408	.491	-	-	276-417	.662	769-31.0	418-10	418	414	66	166	1656-66.4
78-79	Jim Berry	18-11	T2nd	921-1804	.510	-	-	371-529	.701	1063-36.6	551-20	444	419	76	163	2213-76.3
77-78	Jim Berry	15-12	-	792-1632	.485	-	-	301-467	.644	889-33.0	552-16	514	-	-	-	1877-69.9
76-77	Jim Berry	9-18	T7th	829-1846	.449	-	-	269-384	.700	860-31.9	442-18	402	-	-	-	1927-71.4
75-76	Jim Berry	9-17	T5th	801-1859	.430	-	-	357-499	.715	1119-43.0	524-20	396	-	-	-	1959-75.3
74-75	Jim Berry	6-20	7th	750-1729	.434	-	-	324-464	.698	1040-40.0	485-27	318	-	-	-	1824-70.2
73-74	Jim Berry	4-22	8th	719-1694	.424	-	-	249-360	.692	993-38.2	559-15	421	-	-	-	1687-64.9
72-73	Zeke Hogeland	11-13	6th	707-1536	.460	-	-	374-529	.707	993-41.3	485-16	279	-	-	-	1788-74.5
71-72	Zeke Hogeland	10-13	4th	639-1415	.452	-	-	458-660	.694	1041-45.3	-	293	-	-	-	1736-75.5
70-71	Zeke Hogeland	6-20	T6th	-	-	-	-	-	-	-	-	-	-	-	-	2005-77.1
69-70	Zeke Hogeland	13-12	3rd	651-1584	.410	-	-	493-777	.634	1208-48.3	548-17	-	-	-	-	1795-71.8
68-69	Zeke Hogeland	15-9	-	737-1568	.470	-	-	517-757	.683	1142-47.6	394-13	-	-	-	-	1991-82.9
67-68	Zeke Hogeland	15-7	T2nd	724-1608	.450	-	-	489-711	.687	1172-53.2	400	-	-	-	-	1939-88.1
66-67	Norm Stewart	11-11	T2nd	614-1245	.493	-	-	365-583	.626	898-40.8	335-15	-	-	-	-	1593-72.4
65-66	Norm Stewart	13-7	2nd	508-1167	.435	-	-	338-509	.664	878-43.9	311-15	-	-	-	-	1354-67.7
64-65	Norm Stewart	16-7	2nd	633-1349	.461	-	-	478-667	.716	1013-44.0	392-9	-	-	-	-	1744-75.8
63-64	Norm Stewart	23-4	1st	804-1804	.445	-	-	512-723	.708	1290-47.7	408-15	-	-	-	-	2120-78.5
62-63	Norm Stewart	15-8	2nd	623-1427	.437	-	-	495-689	.718	1049-45.6	492	-	-	-	-	1741-75.7
61-62	Norm Stewart	19-5	T1st	712-1630	.437	-	-	484-706	.686	1326-55.3	469	-	-	-	-	1908-79.5
60-61	Jim Witham	16-5	2nd	643-1602	.401	-	-	350-536	.653	1282-61.0	352-8	-	-	-	-	1636-77.9
59-60	Jim Witham	15-8	T2nd	679-1773	.383	-	-	400-661	.605	1409-61.3	431	-	-	-	-	1758-76.4
58-59	Jim Witham	11-12	4th	651-1767	.368	-	-	353-572	.617	1298-56.4	473	-	-	-	-	1655-71.9
57-58	Jim Witham	9-14	6th	561-1600	.351	-	-	346-571	.606	960-41.7	404	-	-	-	-	1468-63.8
56-57	Jim Witham	12-10	T3rd	536-1460	.367	-	-	419-623	.672	861-39.1	366	-	-	-	-	1491-67.8
55-56	Stanley Hall	8-11	5th	508-1403	.362	-	-	373-577	.648	980-51.6	377	-	-	-	-	1389-73.1
54-55	Stanley Hall	11-11	T2nd	630-1719	.366	-	-	447-670	.667	983-44.7	434	-	-	-	-	1707-77.6
53-54	O.M. Nordly	6-15	4th	476-1351	.352	-	-	378-607	-	668-31.8	385	-	-	-	-	1330-63.3

TEAM RECORDS
ALL GAMES

WINS-LOSSES

Most Games, Season: 33, 2005-06
Fewest Games, Season: 19, 1955-56
Wins, Season: 23, 1963-64 (27 games);
 1989-90 (32 games); 2005-06 (33 games)
Losses, Season: 24, 2000-01 (31 games)
Consecutive Wins, Consecutive Seasons: 14, 1962-63; 1963-64
Consecutive Losses, Season: 10, 1973-74; 2000-01
Road Win Streak: 6, 1963-64
Road Losing Streak: 17, 1973-75; 10, 1973-74; 1976-77
Home Win Streak: 20, 1961-65; 14, 1988-89
Home Losing Streak: 4, 1973-74
Consecutive Win Streak, Season: 10, 1963-64
Highest Winning Percentage, Season: .852, 1963-64 (23-4)
Lowest Winning Percentage, Season: .154, 1973-74 (4-22)
Best Conference Record, Season: 9-1, 1963-64
Worst Conference Record, Season: 1-13, 1973-74
Most Conference Games Won, Season: 12, 2003-04
Most Conference Games Lost, Season: 15, 2000-01
Most Overtimes: 6 (vs. North Dakota State), 1958-59

POINTS

Game: 126 (vs. Eastern Illinois), 1987-88 (4 OT)
Against, Game: 123 (vs. Iowa State), 1974-75
Season: 2,493 (32 games), 1989-90
Against, Season: 2,328 (32 games), 1989-90
Both Teams, Game: 247 (UNI 126, Eastern Illinois 121, 4 OT), 1987-88
Most Points Scored in a Half: 65 (vs. Stephen F. Austin), 1989-90
Most Points Scored on the Road: 109 (vs. Nebraska), 1995-96
Highest Average, Season: 88.1 (22 games), 1967-68
Highest Average Allowed, Season: 86.5, 1970-71
Biggest Margin, For: 64 (UNI 96, Grinnell 32), 1945-46
Biggest Margin, Against: 57 (Iowa 73, UNI 16), 1906-07
Most Consecutive 70-or-More-Point Games: 18, 1987-88, 1988-89
Most Consecutive 80-or-More-Point Games: 4, Several Times,
 1987-88, 1988-89
Most Consecutive 90-or-More-Point Games: 2, 1988-89; 1993-94
Most Points Scored in a Losing Game: 101 (vs. Armstrong State), 1978-79
Fewest Points Scored in a Winning Game: 39
 (vs. North Dakota State), 1951-52
Fewest Points Scored in a Losing Game: 39 (at Illinois State),
 1981-82; (at Bradley), 1999-00

FIELD GOALS

FGs Made, Game: 47 (vs. Eastern Illinois), 1987-88;
 (vs. Stephen F. Austin) 1989-90
Season: 924 (32 games), 1989-90
Most FGs Made, 2 Teams: 88 (47-41) (vs. Eastern Illinois, 4 OTs), 1987-88
FGs Attempted, Game: 98 (vs. Eastern Illinois), 1987-88
Season: 1849 (32 games), 1989-90
Highest FG Percentage, Game: .732 (vs. Cleveland State), 1985-86
Season: .510, 1978-79
Highest FG Percentage Allowed, Season: .531, 1973-74

FREE THROWS

FTs Made, Game: 42 (vs. Morningside), 1961-62
Season: 617, 1970-71
Highest FT Percentage, Game: 1.000 (18-18, vs. Cleveland State), 1990-91
Season: .769 (390-507), 1986-87
FTs Allowed, Game: 41 (Missouri State), 1987-88
Season: 514, 1994-95
FTs Attempted, Game: 56 (vs. South Dakota), 1970-71
Season: 887, 1970-71
FT Attempts Allowed, Game: 55 (Nebraska), 1994-95
Season: 752, 1969-70

3-POINT FIELD GOALS

3-Point FGs Made, Game: 15 vs. Nebraska, 1995-96; at Drake, 2/25/04;
 vs. Wartburg, 12-20-06
Season: 226, 2004-05
Consecutive Games With at Least One 3-Point Basket, Season: 33,
 2005-06
Consecutive Games With at Least Three 3-Point Baskets, Season:
 32, 2004-05
3-Point FGs Attempted, Game: 34 (vs. Southern Illinois), 1997-98
Season: 642, 2005-06
3-Point FG Percentage, Game: 1.000 (vs. William Penn, 4-4), 1987-88
Season: .422 (108-256), 1986-87
3-Point FGs Allowed, Game: 15, Wichita State, 2002-03
Season: 233, 2006-07
Highest 3-Point FG Percentage Allowed, Game: 1.000
 (Wisconsin-Green Bay, 5-5)

REBOUNDS

Game: 83 (vs. South Dakota State), 1959-60
Season: 1,409 (23 games), 1959-60
Most Rebounds Allowed, Game: 74 (North Dakota), 1957-58
Season: 1,369, 1963-64
Highest Rebound Average, Season: 61.3, 1959-60
Highest Rebound Average Allowed, Season: 50.9, 1967-68

FOULS

Game: 36 (vs. Nebraska), 1994-95
Season: 635, 1982-83
Most Disqualifications, Season: 28, 1962-63

ASSISTS

Game: 32 (vs. South Dakota State), 1976-77
Season: 514, 1977-78
Assists Allowed, Game: 35 (Augustana), 1976-77
Season: 464, 1977-78

TURNOVERS

Most Turnovers, Game: 38 (vs. Central Missouri State), 1973-74

STEALS

Game: 25 (vs. Drake), 1983-84
Season: 243, 1982-83
Steals Allowed, Game: 23 (Iowa), 1994-95
Season: 239, 1994-95

BLOCKED SHOTS

Game: 15 (vs. Cleveland State), 1983-84
Season: 138, 2004-05
Blocked Shots Allowed, Game: 14 (Missouri State), 1989-90

RECORDS

MISSOURI VALLEY CONFERENCE GAMES ONLY (1992-2007)

WINS-LOSSES

Wins, Season: 12, 2003-04
Best Conference Record, Season: 12-6, 2003-04
Losses, Season: 15, 2000-01
Worst Conference Record, Season: 3-15, 2000-01
Consecutive Wins: 5, 2005-06
Consecutive Losses: 7, 2000-01
Road Win Streak: 5, 2005-06
**Road Losing Streak, Consecutive Seasons
(Regular Season Games Only):** 15, 1999-01
Home Win Streak: 9, 1992-93, 1993-94
Home Losing Streak: 3, 1998-99; 2000-01
Highest Winning Percentage, Season: .667 (12-6), 2003-04
Lowest Winning Percentage, Season: .167 (3-15), 2000-01

POINTS

Game: 102 vs. Drake, 1993-94
Against, Game: 97, Southern Illinois, 1993-94; Illinois State, 1995-96
Most Points Scored on the Road: 102 at Drake, 1993-94
Season: 1,364, 1995-96
Against, Season: 1,366, 1995-96
Highest Average, Season: 75.8, 1995-96
Highest Average Allowed, Season: 75.9, 1995-96
Biggest Winning Margin: 27 vs. Indiana State, 2005-06
Biggest Losing Margin: 41 at Bradley, 1999-00
Most Points Scored in a Losing Game: 94 vs. Southern Illinois, 1993-94
Fewest Points Scored in a Winning Game: 48 at Indiana State, 2003-04
Fewest Points Scored in a Losing Game: 39 at Bradley, 1999-00

FIELD GOALS

Field Goals Made, Season: 491, 1993-94
Field Goals Attempted, Season: 1,051, 1995-96
Highest Field Goal Percentage, Season: .484, 1993-94
Highest Field Goal Percentage Allowed, Season: .493, 2001-02

FREE THROWS

Free Throws Made, Season: 314, 1998-99
Free Throws Attempted, Season: 423, 1995-96
Highest Free Throw Percentage, Season: .753, 1998-99
Free Throws Allowed, Season: 348, 1994-95
Free Throw Attempts Allowed, Season: 498, 1994-95

3-POINT FIELD GOALS

3-Point Field Goals Made, Season: 141, 2002-03
3-Point Field Goals Attempted, Season: 390, 2001-02
3-Point Field Goal Percentage, Season: .385, 2002-03
3-Point Field Goals Allowed, Season: 135, 2006-07
3-Point Field Goal Attempts Allowed, Season: 362, 2006-07
3-Point Field Goal Percentage Allowed, Season: .413, 2001-02

REBOUNDS

Season: 622, 1996-97
Most Allowed, Season: 682, 1995-96
Highest Average, Season: 35.1, 1995-96
Highest Average Allowed, Season: 40.8, 1995-96

FOULS

Season: 400, 1994-95
Most Disqualifications, Season: 15, 1994-95

ASSISTS

Season: 262, 2004-05
Assists Allowed, Season: 272, 1998-99

TURNOVERS

Season: 291, 2000-01
Turnovers Forced, Season: 296, 1995-96

STEALS

Season: 155, 1998-99
Steals Allowed, Season: 144, 1993-94

BLOCKED SHOTS

Season: 79, 2004-05
Blocked Shots Allowed, Season: 65, 2001-02



Grant Stout

INDIVIDUAL RECORDS ALL GAMES

POINTS

Game: 40, Jerry Waugh (vs. North Dakota), 1967-68; Cam Johnson (vs. Drake), 1993-94
Season: 645, Randy Blocker, 1993-94
Career: 2,033, Jason Reese, 1985-90
Highest Scoring Average, Season: 23.0, Randy Blocker, 1993-94
Highest Scoring Average, Career: 21.0, Randy Blocker, 1992-94

FIELD GOALS

FGs Made, Game: 16, Craig Knepe (vs. South Dakota State), 1964-65; Jason Reese (vs. Southern Methodist), 1988-89
Season: 240, Randy Kraayenbrink, 1984-85; Jason Reese, 1988-89
Career: 794, Randy Kraayenbrink, 1983-86
Highest Percentage, Game: 1.000 (10-10), Jim Davis (vs. Westmar), 1973-74; Matt Schneiderman (vs. Wayne State (Neb.)), 2002-03
Highest Percentage, Season: .644 (121-188), Jason Sims, 1994-95
Highest Percentage, Career: .602 (421-699), David Gruber, 2002-04
FGs Attempted, Game: 26, Cam Johnson (vs. Iowa), 1993-94; Randy Kraayenbrink (vs. Prairie View A&M), 1985-86
FGs Attempted, Season: 503, Randy Blocker, 1993-94
Career: 1,644, Randy Kraayenbrink, 1982-86

FREE THROWS

FTs Made, Game: 19, Bill McCoy (vs. Bemidji), 1970-71

Season: 212, Bill McCoy, 1970-71

Career: 504, Jason Reese, 1987-90

Consecutive Made: 32, Bill McCoy, 1971-72

Highest Percentage, Game: 1.000 (15-15), Scott Stafford (vs. Western Illinois), 1984-85

Highest Percentage, Season (min. 50 made): .874 (104-119), Dale Turner, 1991-92

Highest Percentage (min. 149 made), Career: .856 (149-174), Maurice Newby, 1988, 1989-91

FTs Attempted, Game: 21, Paul Balcom (vs. Macalester), 1962-63; Jason Daisy (vs. Central Florida), 1995-96

Season: 274, Bill McCoy, 1970-71

Career: 670, Jason Reese, 1987-90

3-POINT FIELD GOALS

3-Point FGs Made, Game: 8, Cam Johnson (vs. Drake), 1993-94

Season: 79, Erik Smith, 2001-02

Career: 203, Ben Jacobson, 2003-06

Highest Percentage, Game (min. 5 made): 1.000 (6-6), Darian DeVries (vs. Chicago State), 1997-98

Highest Percentage, Season (min. 30 att.): .547 (29-53), Cam Johnson, 1992-93

3-Point FGs Attempted, Game: 16, Cam Johnson (vs. Southern Illinois), 1993-94

Season: 208, Erik Smith, 2001-02

Career: 519, Ben Jacobson, 2003-06

Most Consecutive Games Scoring 3-Pt. Goal: 27, Nick Nurse (Feb. 23, 1987-Feb. 20, 1988)

REBOUNDS

Game: 34, Pete Spoden (vs. Winona State), 1960-61

Season: 418, Jim Jackson, 1958-59

Career: 1,097, Jim Jackson, 1959-61

Highest Average, Season: 18.2, Jim Jackson, 1958-59

Highest Average, Career: 16.4, Jim Jackson, 1959-61

FOULS

Season: 107, Bill Runchey, 1974-75

Disqualifications, Season: 12, Bill Jones, 1980-81

ASSISTS

Game: 16, Jay Imhoff, 1979-80

Season: 179, Brooks McKowen, 2006-07

Career: 520, Dale Turner, 1989-92

Highest Average, Season: 5.8, Jay Imhoff, 1979-80; Brooks McKowen, 2006-07

Highest Average, Career: 4.4, Dale Turner, 1988-92

STEALS

Game: 9, Cam Johnson (vs. St. Bonaventure), 1992-93

Season: 100, Brent Carmichael, 1982-83

Career: 180, Brent Carmichael, 1981-83

BLOCKED SHOTS

Game: 8, Scott Stafford (vs. Cleveland State), 1983-84

Season: 80, Grant Stout, 2005-06

Career: 222, Grant Stout, 2004-07

INDIVIDUAL RECORDS

MISSOURI VALLEY CONFERENCE GAMES ONLY (1992-2007)

POINTS

Game: 40, Cam Johnson (vs. Drake), 1993-94

Season: 406, Randy Blocker, 1993-94

Career: 1,121, Jason Daisy, 1993, 1995-97

FIELD GOALS

Game: 14, Cam Johnson (vs. Drake), 1993-94; Ben Jacobson (at Creighton), 2004-05

Season: 148, Randy Blocker, 1993-94

Career: 392, Jason Daisy, 1992-93, 1994-97

Attempted, Game: 25, Cam Johnson (vs. Drake), 1993-94

Attempted, Season: 303, Jason Daisy, 1995-96

Attempted, Career: 902, Jason Daisy, 1992-93, 1995-97

Highest Percentage, Game (min. 5 made): 1.000 (8-8), Brooks McKowen vs. Drake, 2005-06

Highest Percentage, Season: .633 (76-120), Jason Sims, 1994-95

Highest Percentage, Career: .592 (250-422), David Gruber, 2002-04

FREE THROWS

Game: 16, Joe Breakenridge (vs. Wichita State), 1998-99

Season: 110, Jason Daisy, 1996-97

Career: 245, Jason Daisy, 1992-93, 1994-97

Highest Percentage, Game (min. 10 made): 1.000 (14-14), Darian DeVries (vs. Evansville), 1997-98

Highest Percentage, Season (min. 35 made): .904 (66-73), Darian DeVries, 1995-96

Highest Percentage, Career (min. 100 made): .843 (252-299), Robbie Sieverding, 1999-02

3-POINT FIELD GOALS

Game: 7, Robbie Sieverding (vs. Drake), 1998-99

Season: 49, Erik Smith, 2001-02

Career: 113, Ben Jacobson, 2003-06

Highest Percentage, Game (min. 5 attempts): 1.000 (5-5), Robbie Sieverding (vs. Southern Illinois), 1998-99

Highest Percentage, Season (min. 1 made per game): .550 (22-40), Cam Johnson, 1992-93

Highest Percentage, Career (min. 50 made): .516 (81-157), Cam Johnson, 1991-94

REBOUNDS

Game: 17, Joe Breakenridge (vs. Evansville), 2000-01

Season: 194, Joe Breakenridge, 2000-01

Career: 468, Joe Breakenridge



Brooks McKowen

TOP 10 CAREER LISTS

INDIVIDUAL CAREER

SCORING

1. Jason Reese, 1987-90	2033
2. Randy Kraayenbrink, 1983-86	2004
3. Ben Jacobson, 2003-06	1787
4. Jason Daisy, 1993-97	1721
5. Bill McCoy, 1970-73	1713
6. Ron Lemons, 1976-79	1476
7. Robbie Sieverding, 1999-2002	1402
8. Cam Johnson, 1990-94	1286
9. Ken Huelman, 1967-69	1275
10. Troy Muilenburg, 1987-91	1251

SCORING AVERAGE

1. Randy Blocker, 1993-94	21.0
2. Jerry Waugh, 1966-68	20.8
3. Ken Huelman, 1967-69	18.8
4. Randy Kraayenbrink, 1983-86	17.9
5. Jason Reese, 1987-90	17.8
6. Pete Spoden, 1960-64	17.7
7. Bill McCoy, 1970-73	17.7
8. Craig Knepp, 1964-66	17.1
9. Jason Daisy, 1993-97	16.7
10. Scott Plondke, 1986	16.5

FIELD GOALS

1. Randy Kraayenbrink, 1983-86	794
2. Jason Reese, 1987-90	764
3. Ben Jacobson, 2003-06	637
4. Ron Lemons, 1976-79	629
5. Jason Daisy, 1993-97	589
6. Bill McCoy, 1970-73	567
7. Cedrick McCullough, 1989-92	505
8. Ken Huelman, 1967-69	476
9. Rod Underwood, 1978-81	471
10. Pete Spoden, 1960-64	462

FIELD GOALS ATTEMPTED

1. Randy Kraayenbrink, 1983-86	1644
2. Ben Jacobson, 2003-06	1459
3. Jason Reese, 1987-90	1401
4. Jason Daisy, 1993-97	1287
5. Ron Lemons, 1976-79	1213
6. Bill McCoy, 1970-74	1177
7. Pete Spoden, 1960-64	1131
8. Howie Pigg, 1951-55	1071
9. Cedrick McCullough, 1989-1992	1013
10. Cam Johnson, 1990-94	998

FIELD GOAL PERCENTAGE

(minimum 100 made)	
1. David Gruber, 2002-04	.602 (421-699)
2. Jason Sims, 1993-96	.598 (250-418)
3. Steve Phyre, 1988-90	.584 (373-639)
4. Greg McDermott, 1985-88	.581 (402-692)
5. Eric Coleman, 2005-present	.562 (451-803)
6. Joe Breakenridge, 1998-2001	.549 (368-670)
7. Scott Plondke, 1986	.547 (179-327)
8. Jason Reese, 1987-90	.545 (764-1401)
9. James Parker, 1988	.542 (142-262)
10. Ken Huelman, 1967-69	.529 (476-899)

3-POINT FIELD GOALS

1. Ben Jacobson, 2003-06	203
2. Nick Nurse, 1986-89	170
3. Darian DeVries, 1995-98	166
4. Robbie Sieverding, 1999-2002	157
5. Maurice Newby, 1987-91	146
6. Chris Foster, 2001-2005	144
7. Jason Daisy, 1993-97	136
8. Dale Turner, 1989-92	134
9. Troy Muilenburg, 1987-91	132
10. Cam Johnson, 1990-94	130

3-POINT FIELD GOALS ATTEMPTED

1. Ben Jacobson, 2003-06	519
2. Chris Foster, 2001-2005	422
3. Robbie Sieverding, 1999-2002	418
4. Darian DeVries, 1995-98	407
5. Maurice Newby, 1987-91	391
6. Brooks McKowen, 2004-07	376
7. Dale Turner, 1989-92	364
8. Nick Nurse, 1986-89	363
9. Jason Daisy, 1993-97	360
10. Tony Brus, 1996-99	344

3-POINT FIELD GOAL PERCENTAGE

(Minimum 50 made)	
1. Nick Nurse, 1986-89	.468 (170-363)
2. Cam Johnson, 1990-94	.423 (130-307)
3. Ryan Paulsen, 2000-03	.415 (54-130)
4. Darian DeVries, 1995-98	.408 (166-407)
5. John Little, 2003-06	.403 (112-278)
6. Adam Viet, 2005-present	.392 (53-143)
7. Ben Jacobson, 2003-06	.391 (203-519)
8. Troy Muilenburg, 1987-91	.388 (132-340)
9. Matt Schneiderman, 2003-04	.381 (111-291)
10. Jason Daisy, 1993-97	.378 (136-360)

FREE THROWS

1. Bill McCoy, 1970-73	579
2. Jason Reese, 1987-90	504
3. Robbie Sieverding, 1999-2002	423
4. Randy Kraayenbrink, 1983-86	410
5. Jason Daisy, 1993-97	407
6. Ken Huelman, 1967-69	323
7. Pete Spoden, 1960-64	315
8. Craig Knepp, 1964-66	312
9. Ben Jacobson, 2003-06	310
10. Darian DeVries, 1995-98	302

FREE THROWS ATTEMPTED

1. Bill McCoy, 1970-73	762
2. Jason Reese, 1987-90	670
3. Jason Daisy, 1993-97	543
4. Ken Huelman, 1967-69	539
5. Randy Kraayenbrink, 1983-86	515
6. Robbie Sieverding, 1999-2002	506
7. Pete Spoden, 1960-64	490
8. Jim Jackson, 1959-61	444
9. David Gruber, 2002-04	420
10. Craig Knepp, 1964-66	418

FREE THROW PERCENTAGE

1. Maurice Newby, 1987-91	.856 (149-174)
2. Robbie Sieverding, 1999-2002	.836 (423-506)
3. Troy Muilenburg, 1987-91	.835 (237-284)
4. Darian DeVries, 1995-98	.823 (302-367)
5. Randy Kraayenbrink, 1983-86	.796 (410-515)
6. Erik Crawford, 2004-06	.785 (194-247)
7. Dale Turner, 1989-92	.779 (268-344)
8. Jerry Waugh, 1966-68	.777 (247-318)
9. Ben Jacobson, 2003-06	.775 (310-400)
10. Ron Lemons, 1976-79	.772 (220-285)

REBOUNDING

1. Pete Spoden, 1961-64	1104
2. Jim Jackson, 1959-61	1097
3. Grant Stout, 2004-07	920
4. Ken Huelman, 1967-69	818
5. Jason Reese, 1987-90	773
6. Joe Breakenridge, 1998-01	766
7. Ron Lemons, 1976-79	760
8. Randy Beilke, 1971-73	752
9. Eric Coleman, 2005-present	716
10. Craig Knepp, 1964-66	685

REBOUNDING AVERAGE

1. Jim Jackson, 1959-61	16.4
2. Pete Spoden, 1960-64	15.8
3. Al Carew, 1952	12.2
4. Ray Nissen, 1955-56	12.1
5. Ken Huelman, 1967-69	12.0
6. Del Nicklaus, 1955-57	10.0
7. Craig Knepp, 1964-66	9.8
8. Paul Balcom, 1962-63	9.0
9. Joe Breakenridge, 1998-2001	8.1
10. John Martin, 1968-70	8.0

ASSISTS

1. Dale Turner, 1989-92	520
2. Brooks McKowen, 2004-07	425
3. Robbie Williams, 1983-86	418
4. Mark Long, 1976-79	387
5. Chris Foster, 2001-05	370
6. Ben Jacobson, 2003-06	357
7. Nick Nurse, 1986-89	340
8. Rod Underwood, 1978-81	291
9. Robbie Sieverding, 1999-2002	265
10. Joe Ferguson, 1972-75	255

BLOCKED SHOTS

1. Grant Stout, 2004-present	222
2. Sean Hawkins, 1995-98	118
3. Jason Sims, 1993-96	90
4. Scott Stafford, 1984-85	85
5. Eric Coleman, 2005-present	72
6. Steve Phyre, 1988-90	66
7. Herb King, 1981-84	60
8. Ray Storck, 1980-83	59
9. Bill Jones, 1978-81	57
10. Greg McDermott, 1985-88	51

STEALS

1. Brent Carmichael, 1982-83	180
2. Nick Nurse, 1986-89	165
3. Andy Woodley, 1999-2002	159
4. Ben Jacobson, 2003-06	154
5. Dale Turner, 1989-92	143
6. Robbie Williams, 1983-86	140
7. Brian Carpenter, 1992-96	138
8. Darian DeVries, 1995-98	131
9. Cam Johnson, 1990-94	129
Jason Daisy, 1993-97	129

GAMES PLAYED

1. Grant Stout, 2004-07	127
Brooks McKowen, 2004-07	127
3. Ben Jacobson, 2003-06	124
John Little, 2003-06	124
5. Chris Foster, 2001-05	120
6. Maurice Newby, 1987-91	118
Cedrick McCullough, 1989-1992	118
8. Dale Turner, 1989-92	117
9. Aaron Middendorf, 1999-02	116
10. Jason Reese, 1987-90	114
Jonathan Cox, 1987-90	114

INDIVIDUAL SEASON

POINTS

1. Randy Blocker, 1993-94	645
2. Jason Reese, 1989-90	638
3. Jason Reese, 1988-89	623
4. Jason Daisy, 1995-96	603
5. Jason Daisy, 1996-97	593
6. Cam Johnson, 1993-94	592
7. Randy Kraayenbrink, 1984-85	587
8. Ben Jacobson, 2004-05	572
9. Randy Kraayenbrink, 1985-86	552
10. Bill McCoy, 1970-71	550

SCORING AVERAGE

1. Jerry Waugh, 1967-68	23.4
2. Randy Blocker, 1993-94	23.0
3. Pete Spoden, 1963-64	22.7
4. Jason Daisy, 1995-96	22.3
5. Jason Reese, 1988-89	22.3
6. Howie Pigg, 1954-55	21.7
7. Ken Huelman, 1968-69	21.4
8. Jason Daisy, 1996-97	21.2
9. Bill McCoy, 1970-71	21.2
10. Cam Johnson, 1993-94	21.1

FIELD GOALS

1. Jason Reese, 1988-89	240
Randy Kraayenbrink, 1984-85	240
3. Randy Blocker, 1993-94	239
4. Jason Reese, 1989-90	236
5. Cam Johnson, 1993-94	212
6. Ben Jacobson, 2004-05	211
Randy Kraayenbrink, 1985-86	211
8. Jason Daisy, 1995-96	208
9. Randy Blocker, 1992-93	201
10. Ron Lemons, 1978-79	196

FIELD GOALS ATTEMPTED

1. Randy Blocker, 1993-94	503
2. Dick Garth, 1950-51	496
3. Randy Kraayenbrink, 1984-85	483
4. Cam Johnson, 1993-94	464
5. Randy Kraayenbrink, 1985-86	449
6. Duane Josephson, 1963-64	446
7. Ben Jacobson, 2004-05	432
8. Howie Pigg, 1954-55	429
9. Jason Daisy, 1995-96	425
10. Pete Spoden, 1961-62	423

FIELD GOAL PERCENTAGE

1. Jason Sims, 1994-95	.644 (121-188)
2. David Gruber, 2002-03	.610 (141-231)
3. David Gruber, 2001-02	.610 (144-236)
4. Steve Phyre, 1988-89	.608 (161-265)
5. Greg McDermott, 1987-88	.603 (117-194)
6. Greg McDermott, 1986-87	.597 (148-248)
7. Steve Phyre, 1989-90	.593 (108-182)
8. David Gruber, 2003-04	.586 (136-232)
9. Ron Lemons, 1978-79	.585 (196-335)
10. Jason Reese, 1988-89	.584 (240-411)

3-POINT FIELD GOALS

1. Erik Smith, 2001-02	79
2. Cam Johnson, 1993-94	73
3. Nick Nurse, 1987-88	72
4. Ben Jacobson, 2004-05	71
5. Darian DeVries, 1997-98	69
6. Robbie Sieverding, 1998-99	68
Jason Daisy, 1995-96	68
8. Sean Stackhouse, 1998-99	63
9. Nick Nurse, 1988-89	61
10. Chris Foster, 2001-02	58
Ben Jacobson, 2005-06	58

3-POINT FIELD GOALS ATTEMPTED

1. Erik Smith, 2001-02	208
2. Cam Johnson, 1993-94	189
3. Ben Jacobson, 2005-06	177
4. Sean Stackhouse, 1998-99	174
5. Jason Daisy, 1995-96	162
6. Chris Foster, 2001-02	157
Darian DeVries, 1997-98	157
Tony Brus, 1997-98	157
Ben Jacobson, 2004-05	157
10. Maurice Newby, 1990-91	156
Martin Coon, 2000-01	156

3-POINT FIELD GOAL PERCENTAGE

(Minimum 50 made)

1. Nick Nurse, 1987-88	.497 (72-145)
2. Ben Jacobson, 2004-05	.452 (71-157)
3. Robbie Sieverding, 1998-99	.447 (68-152)
4. Darian DeVries, 1997-98	.4394 (69-157)
5. Nick Nurse, 1988-89	.4388 (61-139)
6. John Little, 2005-06	.4202 (50-119)
7. Jason Daisy, 1995-96	.4198 (68-162)
8. Ryan Paulsen, 2002-03	.413 (50-121)
9. Ben Jacobson, 2003-04	.392 (51-130)
10. Erik Crawford, 2004-05	.390 (57-146)

FREE THROWS

1. Bill McCoy, 1970-71	212
2. Jason Daisy, 1996-97	175
3. Robbie Sieverding, 2001-02	168
4. Jason Reese, 1989-90	166
5. Robbie Sieverding, 1999-2000	154
6. Bill McCoy, 1971-72	146
7. Jason Reese, 1988-89	143
8. Randy Blocker, 1993-94	141
Jerry Waugh, 1967-68	141
10. Bill McCoy, 1972-73	140

FREE THROWS ATTEMPTED

1. Bill McCoy, 1970-71	274
2. Jason Daisy, 1996-97	220
3. Jason Reese, 1989-90	217
4. Ken Huelman, 1968-69	202

5. Bill McCoy, 1971-72	198
6. Jason Reese, 1988-89	196
7. Robbie Sieverding, 2001-02	195
8. Ken Huelman, 1966-67	190
9. Robbie Sieverding, 1999-2000	183
10. Randy Blocker, 1993-94	176

FREE THROW PERCENTAGE

(Minimum 50 made)

1. Dale Turner, 1991-92	.874 (104-119)
2. Troy Muilenburg, 1989-90	.867 (91-105)
3. Rod Underwood, 1980-81	.866 (58-67)
4. Darian DeVries, 1995-96	.865 (90-104)
5. Robbie Sieverding, 2001-02	.862 (168-195)
6. Troy Muilenburg, 1990-91	.849 (101-119)
7. Cedrick McCullough, 1990-91	.847 (61-72)
8. Randy Kraayenbrink, 1985-86	.844 (130-154)
9. Robbie Sieverding, 1999-2000	.842 (154-183)
10. Maurice Newby, 1986-87	.841 (53-63)

REBOUNDS

1. Jim Jackson, 1958-59	418
2. Jim Jackson, 1959-60	392
3. Pete Spoden, 1960-61	365
4. Pete Spoden, 1961-62	357
5. Joe Breakenridge, 2000-01	294
Grant Stout, 2005-06	294
7. Al Carew, 1951-52	292
8. Ken Huelman, 1968-69	289
9. Jim Jackson, 1960-61	287
10. Del Nicklaus, 1955-56	282

REBOUNDING AVERAGE

1. Jim Jackson, 1958-59	18.2
2. Pete Spoden, 1960-61	17.4
3. Jim Jackson, 1959-60	17.0
4. Pete Spoden, 1959-60	15.5
5. Pete Spoden, 1963-64	15.1
6. Pete Spoden, 1961-62	14.9
7. Del Nicklaus, 1955-56	14.8
8. Jim Jackson, 1960-61	13.7
9. Ray Nissen, 1956	12.8
10. Ken Huelman, 1966-67	12.2

ASSISTS

1. Brooks McKowen, 2006-07	179
2. Dale Turner, 1989-90	152
3. Dale Turner, 1990-91	146
4. Robbie Williams, 1983-84	144
5. Jay Imhoff, 1979-80	140
6. Robbie Williams, 1985-86	129
7. Dale Turner, 1988-89	128
8. Brent Carmichael, 1984-85	126
9. Ben Jacobson, 2005-06	124
10. Andy Woodley, 2000-01	119

BLOCKED SHOTS

1. Grant Stout, 2005-06	80
2. Grant Stout, 2004-05	75
3. Scott Stafford, 1983-84	51
4. Grant Stout, 2006-07	50
5. Jason Sims, 1994-95	43
6. Ray Storck, 1982-83	36
7. Scott Stafford, 1984-85	34
8. Sean Hawkins, 1995-96	33
9. Sean Hawkins, 1997-98	31
10. Sean Hawkins, 1996-97	30

STEALS

1. Brent Carmichael, 1982-83	100
2. Brent Carmichael, 1981-82	80
Andy Woodley, 2000-01	80
4. Cam Johnson, 1992-93	58
5. Brian Carpenter, 1995-96	54
6. Nick Nurse, 1987-88	53
7. Ben Jacobson, 2005-06	51
8. Jason Daisy, 1996-97	49
Randy Blocker, 1993-94	49
10. Robbie Williams, 1984-85	48

Scoring

1. 1989-90	2493
2. 1988-89	2382
3. 2004-05	2311
4. 1978-79	2213
5. 1993-94	2174
6. 1987-88	2172
7. 1990-91	2170
8. 2005-06	2165
9. 2003-04	2147
10. 1963-64	2120

Scoring Average

1. 1967-68	88.0
2. 1988-89	85.1
3. 1968-69	83.0
4. 1961-62	79.5
5. 1963-64	78.5
6. 1989-90	77.9
7. 1960-61	77.9
8. 1954-55	77.6
9. 1987-88	77.6
10. 1995-96	77.1

Field Goals

1. 1989-90	924
2. 1978-79	921
3. 1988-89	899
4. 2004-05	847
5. 1976-77	829
6. 1982-83	828
7. 1990-91	806
8. 1963-64	804
9. 1975-76	801
10. 1987-88	800

Field Goals Attempted

1. 1975-76	1859
2. 1989-90	1849

3. 1976-77	1846
4. 1990-91	1832
5. 1982-83	1817
6. 1978-79	1804
1963-64	1804
8. 1988-89	1796
9. 1959-60	1773
10. 1958-59	1767

Field Goal Percentage

1. 1978-79 (921-1804)	1.1978-79
2. 1985-86 (780-1549)	1.1985-86
3. 1988-89 (899-1796)	1.1988-89
4. 1989-90 (924-1849)	1.1989-90
5. 1984-85 (754-1525)	1.1984-85
6. 1968-69 (614-1245)	1.1968-69
7. 1979-80 (690-1408)	1.1979-80
8. 1974-75 (792-1632)	1.1974-75
9. 1987-88 (800-1653)	1.1987-88
10. 2004-05 (847-1763)	1.2004-05

3-Point Field Goals

1. 2004-05	226
2. 2003-04	223
3. 2005-06	219
4. 2001-02	217
5. 2002-03	216
6. 1995-96	204
7. 2006-07	202
8. 1997-98	194
9. 1990-91	167
10. 1989-90	165

3-Point Field Goals Attempted

1. 2005-06	642
2. 2003-04	630
3. 2001-02	601
4. 2004-05	593
5. 2002-03	571

9. 1994-95	688
10. 1995-96	677
1. 2006-07	555
8. 1995-96	541
9. 1990-91	476
10. 2000-01	445

3-Point Field Goal Percentage

1. 1986-87 (108-256)	1.1986-87
2. 1989-90 (165-411)	1.1989-90
3. 1987-88 (136-344)	1.1987-88
4. 1988-89 (149-381)	1.1988-89
5. 2004-05 (226-593)	1.2004-05
6. 2002-03 (216-571)	1.2002-03
7. 1995-96 (204-541)	1.1995-96
8. 1998-99 (106-283)	1.1998-99
9. 2006-07 (222-505)	1.2006-07
10. 2001-02 (217-601)	1.2001-02

Free Throws

1. 1970-71	617
2. 1968-69	517
3. 1963-64	512
4. 1962-63	495
5. 1969-70	493
6. 1967-68	489
7. 1961-62	484
8. 1989-90	480
9. 2003-04	478
1964-65	478

Free Throws Attempted

1. 1970-71	910
2. 1969-70	777
3. 1968-69	757
4. 1963-64	723
5. 1967-68	711
6. 1961-62	706
7. 1964-65	697
8. 1962-63	689

TEAM SEASON

Assists

1. 1977-78	514
2. 1988-89	505
3. 1989-90	497
4. 2004-05	491
5. 1985-86	465
6. 1987-88	445
7. 1978-79	444
8. 2005-06	439
9. 1983-84	422
10. 1979-80	418

Blocked Shots

1. 2004-05	138
2. 2005-06	124
3. 1993-94	115
4. 1994-95	107
5. 1997-98	105
6. 1983-84	100
7. 2006-07	99
8. 1982-83	96
9. 1995-96	92
10. 1989-90	91

Steals

1. 1982-83	243
2. 1990-91	232
3. 1983-84	228
4. 1996-97	228
5. 1995-96	226
6. 1993-94	226
7. 2000-01	223
8. 2001-02	205
9. 1986-87	205
10. 1995-96	205

Rebound Average

1. 1959-60	61.3
2. 1960-61	61.0
3. 1958-59	56.4
4. 1961-62	55.2
5. 1967-68	53.3
6. 1955-56	51.6
7. 1969-70	48.3
8. 1963-64	48.1
9. 1968-69	47.6
10. 1970-71	47.5

BIGGEST WINS/LOSSES/100 POINT GAMES

BIGGEST WINS

64	Grinnell	(96-32)	1945-46
57	Central	(77-20)	1949-50
48	Charles City	(73-25)	1907-08
47	Wartburg	(100-53)	1960-61
46	Morningside	(109-63)	1968-69
43	St. Ambrose	(75-32)	1946-47
43	Chicago State	(99-56)	1997-98
42	William Penn	(55-13)	1930-31
41	Augustana	(85-44)	1949-50
41	Augustana	(89-48)	1963-64
39	Morningside	(94-55)	1957-58
39	Elmhurst	(110-71)	1978-79
39	Rockford College	(94-55)	1985-86
38	Augustana	(95-57)	1954-55
38	Bemidji State	(102-64)	1982-83
37	Morningside	(93-56)	1965-66
37	Chicago State	(101-64)	1997-98
36	St. Ambrose	(96-60)	1960-61
36	Winona State	(91-55)	1962-63
36	Western Illinois	(105-69)	1968-69
36	Morningside	(83-47)	1979-80

BIGGEST LOSSES

57	Iowa	(16-73)	1906-07
53	Iowa State	(70-123)	1974-75
48	North Dakota St.	(46-94)	1974-75
46	Bradley	(71-117)	1970-71
46	Kansas State	(38-84)	1979-80
45	St. Thomas	(42-87)	1953-54
44	Western Illinois	(57-101)	1973-74
43	South Dakota St.	(78-121)	1967-68
43	DePaul	(53-96)	1985-86
42	Iowa	(9-51)	1905-06
42	Pepperdine	(22-64)	1945-46
41	Bradley	(39-80)	1999-00
40	Iowa	(9-49)	1908-09
38	Cleveland State	(83-121)	1988-89
37	South Dakota St.	(56-93)	1955-56
36	Grinnell	(19-55)	1907-08
36	Dubuque	(11-47)	1919-20
36	Mankato State	(41-77)	1952-53
36	Illinois State	(66-102)	1975-76
36	Kansas State	(50-86)	1981-82
36	Eastern Illinois	(64-100)	1983-84

100-POINT PANTHER GAMES

Score	Opponent	Date
123-121	Eastern Illinois (4 OT)	1-30-88
120-96	Stephen F. Austin	1-6-90
119-98	Augustana	1-13-68
112-84	South Dakota	2-28-76
111-80	Culver-Stockton	12-1-67
111-79	Western Illinois	2-19-68
110-82	Northwest Missouri	12-4-89
110-71	Elmhurst	12-7-78
109-63	Morningside	2-22-69
109-104	Nebraska	12-16-95
109-79	Youngstown State	12-17-88
108-77	Augustana	3-1-69
107-109	North Dakota State	12-13-58
106-80	Wartburg	1-5-65
105-86	North Dakota State	12-28-67
105-69	Western Illinois	1-18-69
105-98	Eastern Illinois	1-14-89
104-85	Winona State	1-11-65
104-86	Augustana	11-29-88
103-71	Morningside	2-19-55
103-86	Morningside	2-27-65
102-87	South Dakota State	2-10-68
102-80	Chicago State	1-18-94
102-79	Drake	2-12-94
102-64	Bemidji State	12-20-82
101-69	Morningside	1-29-60
101-79	North Dakota	2-22-64
101-84	Augustana	12-26-68
101-78	Augustana	1-12-73
101-107	Armstrong State (OT)	12-29-78
101-64	Chicago State	12-21-97
100-77	Sam Houston State	1-8-90
100-76	Loras	12-4-54
100-53	Wartburg	12-30-60
100-92	South Dakota	1-9-71
100-78	Concordia (NE)	12-20-86
100-78	Texas Wesleyan	12-2-88

OPPONENT 100-POINT GAMES

Score	Opponent	Date
70-123	Iowa State	1974-75
126-121	Eastern Illinois	1987-88
83-121	Cleveland State	1988-89
71-117	Bradley	1970-71
82-110	Cleveland State	1987-88
107-109	North Dakota State	1958-59
94-109	Central Missouri	1972-73
92-108	South Dakota	1970-71
85-108	Iowa	1991-92
81-107	Southern Illinois	1970-71
101-107	Armstrong State	1978-79
88-106	South Dakota State	1970-71
85-104	Augustana	1972-73
109-104	Nebraska	1995-96
86-102	Wisconsin-La Crosse	1955-56
66-102	Illinois State	1975-76
70-102	Mankato State	1976-77
88-102	Cleveland State	1985-86
91-101	Western Illinois	1971-72
57-101	Western Illinois	1973-74
72-101	Western Michigan	1974-75
75-101	Athletes in Action-Canada	1980-81
85-100	Western Illinois	1969-70
85-100	North Dakota State	1970-71
64-100	Eastern Illinois	1983-84






Jason Reese



Randy Kraayenbrink



Ben Jacobson



Jason Daisy



Bill McCoy



Ron Lemons

ALL-TIME LEADING SCORERS

1. Jason Reese (1987-90)	2,033	28. John Martin (1968-70)	1,027	55. Randy Beilke (1971-73)	729
2. Randy Kraayenbrink (1983-86)	2,004	Chris Foster (2001-05)	1,027	56. Ron LaFrentz (1958-60)	723
3. Ben Jacobson (2003-06)	1,787	30. Jerry Waugh (1967-68)	1,019	57. Jay Block (1981-84)	718
4. Jason Daisy (1993, 1995-97)	1,721	31. Erik Crawford (2004-06)	985	58. Darrell Timion (1971-73)	716
5. Bill McCoy (1971-73)	1,713	32. Joseph Ferguson (1973-75)	966	59. Herbert King (1981-84)	711
6. Ron Lemons (1977-79)	1,476	33. Mark Long (1976-79)	959	60. Matt Schneiderman (2003-04)	707
7. Robbie Sieverding (1999-02)	1,402	34. Joe Breakenridge (1998-01)	956	61. Darrell Jesse (1967-69)	673
8. Cam Johnson (1990, 1992-94)	1,286	35. Ron Jessen (1963-65)	926	Don Holland (1954-56)	673
9. Ken Huelman (1967-69)	1,275	36. Bill Jones (1978-81)	915	63. Bob Waller (1960-62)	662
10. Troy Muilenburg (1987, 1989-91)	1,251	37. Duane Josephson (1962-64)	913	64. Cory Jenkins (1997-00)	658
11. Dale Turner (1989-92)	1,250	38. Steve Phylfe (1988-90)	912	65. Jason Sims (1993-96)	657
12. Pete Spoden (1961-64)	1,239	39. Mike Kemp (1976-79)	895	66. Dwayne Jackson (1980-84)	656
13. Grant Stout (2004-07)	1,232	40. Jim Jackson (1959-60)	891	67. Van Combs (1946-49)	642
14. Craig Kneppe (1964-66)	1,200	41. Aaron Middendorf (1999-02)	880	68. Del Nicklaus (1955-57)	604
15. Tony Brus (1996-99)	1,179	42. Steve Peters (1977-81)	861	69. Ray Nissen (1955-56)	590
16. Cedrick McCullough (1989-92)	1,158	43. Brooks McKowen (2004-07)	856	70. Mark Enright (1976-78)	585
17. Randy Blocker (1993-94)	1,154	44. Randy Podhaski (1974-77)	853	Brent Carmichael (1982-83)	585
18. Maurice Newby (1987-91)	1,147	45. Ray Storck (1980-83)	851	72. Dean Jensen (1958-60)	584
19. Eric Coleman (2005-present)	1,128	46. Bill Runchey (1973-76)	830	73. John Little (2003-06)	581
20. Rod Underwood (1978-81)	1,126	47. Tony Haupt (1978-81)	818	74. Gene Nichols (1957-59)	579
21. David Gruber (2002-04)	1,116	48. Walt Kochneff (1947-50)	811	75. Dennis Filliman (1957-59)	564
22. Norm Jespersen (1947-49)	1,099	49. Nick Nurse (1986-89)	801	76. Jerry McColley (1964-65)	561
23. Darian DeVries (1995-98)	1,084	50. Brian Bestul (1971-73)	781	77. Mike Pijanowski (1982-84)	555
24. Jerry Holbrook (1960-62)	1,045	51. Brian Carpenter (1992-96)	774	78. Mark Welsh (1975-76)	553
25. Howie Pigg (1952-55)	1,041	52. Skip Anderson (1968-70)	744	79. Brian Heying (1995-98)	538
26. Greg McDermott (1985-88)	1,033	53. Frank Stotts (1957-59)	738	80. Erik Smith (2001-02)	517
27. Dick Beetsch (1953-56)	1,029	54. Scott Stafford (1984-85)	730	81. Dick Christy (1961-63)	513



UNIVERSITY

COACHING STAFF

2007-08 PANTHERS

2006-07 REVIEW

OPPONENTS

HISTORY

1000 POINT SCORERS

1. REESE, JASON 6-8, 240 Des Moines, Iowa

Yr.	GP-S	FG-FGA	Pct.	3FG-FGA	Pct.	FT-FTA	Pct.	RB-Avg.	A	TO	BS	S	PTS-Avg.
86-87	28-22	149-296	.503	0-0	.000	97-120	.808	170-6.1	20	64	9	41	395-14.1
87-88	26-22	139-279	.498	1-2	.500	98-137	.715	145-5.6	14	57	5	17	377-14.5
88-89	28-28	240-411	.584	0-0	.000	143-196	.730	199-7.1	35	68	14	21	623-22.3
89-90	32-32	236-415	.569	0-1	.000	166-217	.765	259-8.1	33	95	22	23	638-19.9
Totals	114-104	764-1,401	.545	1-3	.333	504-670	.752	773-6.8	102	284	50	102	2,033-17.8

2. KRAAYENBRINK, RANDY 6-3, 190 Paulina, Iowa

Yr.	GP-S	FG-FGA	Pct.	3FG-FGA	Pct.	FT-FTA	Pct.	RB-Avg.	A	TO	BS	S	PTS-Avg.
82-83	31-30	160-360	.444	NA	NA	58-77	.753	73-2.4	54	68	1	19	384-12.4
83-84	26-23	183-352	.520	NA	NA	115-141	.816	61-2.3	56	59	4	35	481-18.5
84-85	28-28	240-483	.497	NA	NA	107-143	.748	98-3.5	48	53	0	32	587-21.0
85-86	27-26	211-449	.470	NA	NA	130-154	.844	111-4.1	70	69	3	32	552-20.4
Totals	112-107	794-1,644	.483	NA	NA	410-515	.796	343-3.1	228	249	8	118	2,004-17.8

3. JACOBSON, BEN 6-3, 195 Sioux City, Iowa

Yr.	GP-S	FG-FGA	Pct.	3FG-FGA	Pct.	FT-FTA	Pct.	RB-Avg.	A	TO	BS	S	PTS-Avg.
02-03	28-24	115-261	.441	23-55	.418	62-83	.747	96-3.4	73	65	5	37	315-11.3
03-04	31-31	153-360	.425	51-130	.392	76-99	.768	123-4.0	73	61	5	33	433-14.0
04-05	32-32	211-432	.488	71-157	.452	79-98	.806	122-4.0	87	67	2	33	572-17.9
05-06	33-33	158-406	.389	58-177	.328	93-120	.775	129-3.9	124	86	5	51	467-14.2
Totals	124-120	637-1,459	.437	203-519	.391	310-400	.775	470-3.8	357	279	17	154	1,787-14.4

4. DAISY, JASON 6-3, 185 Minneapolis, Minn.

Yr.	GP-S	FG-FGA	Pct.	3FG-FGA	Pct.	FT-FTA	Pct.	RB-Avg.	A	TO	BS	S	PTS-Avg.
92-93	20-3	44-123	.358	5-16	.192	20-25	.800	28-1.4	17	24	3	5	113-5.7
94-95	28-24	145-316	.459	29-87	.333	93-135	.689	103-3.7	44	81	4	43	412-14.7
95-96	27-26	208-425	.489	68-162	.420	119-163	.730	107-4.0	62	82	7	32	603-22.3
96-97	28-28	192-423	.454	34-85	.400	175-220	.796	120-4.3	70	104	9	49	593-21.2
Totals	103-81	589-1,287	.458	136-360	.378	407-543	.750	358-3.5	193	291	23	129	1,721-16.7

5. MCCOY, BILL 6-4, 170 Iowa Falls, Iowa

Yr.	GP-S	FG-FGA	Pct.	FT-FTA	Pct.	RB-Avg.	A	TO	BS	S	PTS-Avg.
69-70	24-NA	87-186	.468	81-115	.704	85-3.5	NA	NA	NA	NA	255-10.6
70-71	26-NA	169-356	.475	212-274	.774	165-6.3	NA	NA	NA	NA	550-21.2
71-72	23-NA	154-311	.495	146-198	.737	109-4.7	NA	NA	NA	NA	454-19.7
72-73	24-NA	157-324	.484	140-175	.800	138-5.8	63	NA	NA	NA	454-18.9
Totals	97-NA	567-1,177	.482	579-762	.760	497-5.1	NA	NA	NA	NA	1,713-17.7

6. LEMONS, RON 6-7, 205 Des Moines, Iowa

Yr.	GP-S	FG-FGA	Pct.	FT-FTA	Pct.	RB-Avg.	A	TO	BS	S	PTS-Avg.
75-76	21-1	57-141	.404	28-37	.756	80-3.8	14	NA	NA	NA	142-6.7
76-77	27-NA	185-386	.519	58-77	.753	223-8.3	57	NA	NA	N	428-15.8
77-78	27-NA	191-351	.544	54-71	.760	210-7.8	81	NA	NA	NA	436-16.1
78-79	27-25	196-335	.585	80-100	.800	247-8.5	66	45	20	27	472-16.3
Totals	104-NA	629-1,213	.519	220-285	.772	760-7.5	218	NA	NA	NA	1,478-14.5

7. SIEVERDING, ROBBIE 5-11, 192 Bellevue, Iowa

Yr.	GP-S	FG-FGA	Pct.	3FG-FGA	Pct.	FT-FTA	Pct.	RB-Avg.	A	TO	BS	S	PTS-Avg.
98-99	27-25	128-308	.416	68-152	.447	98-124	.790	81-3.0	74	82	6	29	422-15.6
99-00	29-29	133-337	.395	52-151	.344	154-183	.842	125-4.3	98	92	10	38	472-16.3
00-01	1-1	4-11	.264	0-3	.000	3-4	.750	3-3.0	1	0	0	0	11-11.0
01-02	29-29	146-329	.444	37-112	.330	168-195	.862	123-4.2	92	57	3	37	497-17.1
Totals	86-84	411-985	.417	157-418	.376	423-506	.836	301-3.5	265	231	19	104	1,402-16.3

8. JOHNSON, CAM 6-2, 190 Cedar Rapids, Iowa

Yr.	GP-S	FG-FGA	Pct.	3FG-FGA	Pct.	FT-FTA	Pct.	RB-Avg.	A	TO	BS	S	PTS-Avg.
89-90	31-1	32-77	.416	10-27	.370	17-31	.548	38-1.2	26	21	3	11	91-2.9
91-92	25-10	90-193	.466	18-38	.474	51-82	.622	109-4.4	33	57	5	25	249-10.0
92-93	26-26	125-264	.474	29-53	.547	75-101	.743	88-3.4	50	68	1	58	354-13.6
93-94	28-28	212-464	.457	73-189	.386	95-132	.720	102-3.6	70	81	8	35	592-21.1
Totals	110-65	459-998	.460	130-307	.423	238-346	.688	337-3.1	179	227	17	129	1,286-11.7

9. HUELMAN, KEN 6-8 Schaller, La.

Yr.	GP	FG-FGA	Pct.	FT-FTA	Pct.	RB-Avg.	PTS-Avg.
66-67	22	150-285	.526	92-190	.484	268-12.2	392-17.8
67-68	22	139-280	.496	91-147	.619	261-11.8	369-16.7
68-69	24	187-334	.560	140-202	.693	289-12.6	514-22.3
Totals	68	476-899	.529	323-539	.599	818-12.0	1275-18.8

10. MUILENBURG, TROY 6-5, 210 Davenport, Iowa

Yr.	GP-S	FG-FGA	Pct.	3FG-FGA	Pct.	FT-FTA	Pct.	RB-Avg.	A	TO	BS	S	PTS-Avg.
86-87	20-0	23-49	.469	8-19	.421	1-5	.200	32-1.6	6	12	2	6	55-2.8
88-89	28-0	119-264	.451	44-105	.419	44-55	.800	154-5.5	30	37	2	16	326-11.6
89-90	32-32	151-316	.478	49-131	.374	91-105	.867	152-4.8	62	56	3	30	442-13.8
90-91	32-24	148-344	.430	31-85	.365	101-119	.849	261-8.2	48	74	5	44	428-13.4
Totals	112-56	441-973	.453	132-340	.388	237-284	.835	599-5.3	146	179	12	96	1,251-11.2

11. TURNER, DALE 6-2, 194 Venice, Ill.

Yr.	GP-S	FG-FGA	Pct.	3FG-FGA	Pct.	FT-FTA	Pct.	RB-Avg.	A	TO	BS	S	PTS-Avg.
88-89	28-27	61-149	.409	17-55	.309	45-58	.776	95-3.4	128	55	1	33	184-6.6
89-90	32-32	109-235	.464	41-90	.456	59-84	.702	103-3.2	152	64	13	34	318-9.9
90-91	29-25	131-272	.482	40-109	.367	60-83	.723	89-3.1	146	64	3	36	362-12.5
91-92	28-23	123-287	.429	36-110	.327	104-119	.874	81-2.9	94	76	7	40	386-13.8
Totals	117-107	424-943	.450	134-364	.368	268-344	.780	368-3.1	520	259	20	143	1,250-10.7

12. SPODEN, PETE 6-6, 205 Dubuque, Iowa

Yr.	GP	FG-FGA	Pct.	FT-FTA	Pct.	RB-Avg.	PTS-Avg.
59-60	11	43-136	.316	45-73	.616	171-15.5	131-11.9
60-61	21	119-320	.372	67-112	.599	365-17.4	305-14.5
61-62	24	189-423	.447	107-172	.622	357-14.9	485-20.3
63-64	14	111-252	.440	96-133	.721	211-15.0	318-22.7
Totals	70	462-1,131	.408	315-490	.642	1104-15.6	1,239-17.7

13. STOUT, GRANT 6-8, 240 New Sharon, Iowa

Yr	G-GS	FG-FGA	Pct.	3FG-3FGA	Pct.	FT-FTA	Pct.	RB-Avg.	PF	A	TO	B	S	PTS-Avg.
03-04	31-0	38-68	.559	1-5	.200	14-23	.609	103-3.3	40	9	18	17	6	91-2.9
04-05	32-32	129-237	.544	10-31	.323	92-118	.780	245-7.7	78	37	43	75	33	260-11.3
05-06	33-33	143-263	.544	18-58	.310	87-119	.731	294-8.9	75	42	54	80	28	391-11.8
06-07	31-31	142-303	.469	34-90	.378	72-112	.643	278-9.0	73	53	43	50	18	390-12.6
Totals	127-96	452-871	.519	63-184	.342	265-372	.712	920-7.2	266	141	158	222	85	1,232-9.7

14. KNEPPE, CRAIG 6-5, 200 Parkersburg, Iowa

Yr.	GP	FG-FGA	Pct.	FT-FTA	Pct.	RB-Avg.	PTS-Avg.
63-64	27	129-276	.467	88-116	.758	234-8.6	346-12.8
64-65	23	177-324	.546	105-146	.719	240-10.4	459-19.9
65-66	20	138-313	.441	119-156	.763	211-10.6	395-19.8
Totals	70	444-913	.486	312-418	.746	685-9.8	1,200-17.1

1000 POINT SCORERS

15. BRUS, TONY 6-0, 195 Blue Grass, Iowa													
Yr.	GP-S	FG-FGA	Pct.	3FG-FGA	Pct.	FT-FTA	Pct.	RB-Avg.	A	TO	BS	S	PTS-Avg.
95-96	27-6	76-184	.413	29-70	.414	47-64	.734	68-2.5	40	50	3	21	228-8.5
96-97	28-7	95-226	.420	29-97	.299	64-100	.640	76-2.7	63	61	4	23	283-10.1
97-98	27-11	138-325	.425	53-157	.338	86-120	.717	73-2.7	71	69	7	35	415-15.4
98-99	19-17	91-173	.526	8-20	.400	63-88	.716	62-3.3	44	46	2	27	253-13.3
Totals	101-51	400-908	.441	119-344	.346	260-372	.699	279-2.8	218	226	16	106	1,179-11.7

16. MCCULLOUGH, CEDRICK 6-5, 205 Maywood, Ill.													
Yr.	GP-S	FG-FGA	Pct.	3FG-FGA	Pct.	FT-FTA	Pct.	RB-Avg.	A	TO	BS	S	PTS-Avg.
88-89	28-28	109-227	.480	0-1	.000	35-54	.648	119-4.3	28	57	7	20	253-9.0
89-90	32-32	130-251	.518	1-5	.200	21-38	.553	127-4.0	34	38	11	18	282-8.8
90-91	32-27	154-306	.503	1-3	.333	61-72	.847	140-4.4	27	57	10	35	370-11.6
91-92	26-22	112-229	.489	2-6	.333	27-43	.628	120-4.6	25	42	7	30	253-9.7
Totals	98-109	505-1,013	.499	4-15	.600	144-207	.696	506-5.2	114	194	35	103	1,158-11.8

17. BLOCKER, RANDY 6-6, 200 New York, N.Y.													
Yr.	GP-S	FG-FGA	Pct.	3FG-FGA	Pct.	FT-FTA	Pct.	RB-Avg.	A	TO	BS	S	PTS-Avg.
92-93	27-24	201-393	.512	4-10	.400	103-145	.710	195-7.2	31	81	12	24	509-18.9
93-94	28-28	239-503	.475	26-70	.371	141-176	.801	215-7.7	42	77	29	49	645-23.0
Totals	55-52	440-896	.491	30-80	.375	244-321	.760	410-7.5	73	158	41	73	1,154-21.0

18. NEWBY, MAURICE 6-4, 180 Des Moines, Iowa													
Yr.	GP-S	FG-FGA	Pct.	3FG-FGA	Pct.	FT-FTA	Pct.	RB-Avg.	A	TO	BS	S	PTS-Avg.
86-87	28-21	149-304	.490	27-70	.386	53-63	.841	94-3.4	56	74	4	24	378-13.5
87-88	27-12	92-231	.398	24-75	.320	46-55	.836	33-1.6	45	37	1	13	254-9.4
89-90	32-0	58-132	.439	39-90	.433	21-23	.913	32-1.0	20	31	1	11	176-5.5
90-91	31-27	127-304	.418	56-156	.359	29-33	.879	61-2.0	49	42	3	19	339-10.9
Totals	118-60	426-971	.439	146-391	.373	149-174	.856	231-2.0	170	184	9	67	1,147-9.7

19. COLEMAN, ERIC 6-6, 240 Maplewood, Minn.														
Yr.	G-GS	FG-FGA	Pct.	3FG-3FGA	Pct.	FT-FTA	Pct.	Reb.-Avg.	PF	A	TO	B	S	Pts.-Avg.
04-05	32-32	145-253	.573	0-0	.000	52-109	.477	205-.64	87	63	53	24	16	342-10.7
05-06	33-33	152-263	.578	0-1	.000	76-131	.580	230-7.0	72	56	60	18	18	380-11.5
06-07	31-31	154-287	.537	0-0	.000	98-161	.609	281-9.1	88	52	75	30	22	406-13.1
Totals	96-96	451-803	.562	0-1	.000	226-401	.564	716-7.5	247	171	188	72	56	1,128-11.8

20. UNDERWOOD, ROD 6-2, 175 Oak Park, Ill.													
Yr.	GP-S	FG-FGA	Pct.	3FG-FGA	Pct.	FT-FTA	Pct.	RB-Avg.	A	TO	BS	S	PTS-Avg.
77-78	27-NA	89-173	.514	NA	NA	36-54	.666	85-3.1	68	NA	NA	NA	214-7.9
78-79	25-2	77-178	.432	NA	NA	34-43	.790	49-2.0	45	52	23	2	188-7.5
79-80	25-24	160-294	.544	NA	NA	56-82	.683	93-3.7	96	80	2	27	376-15.0
80-81	26-22	145-286	.507	NA	NA	58-67	.866	91-3.5	82	61	0	25	348-13.4
Totals	103-NA	471-506	.506	NA	NA	184-246	.748	318-3.1	291	NA	NA	NA	1,126-10.9

21. GRUBER, DAVID 6-6, 225 Solon, Iowa													
Yr.	GP-S	FG-FGA	Pct.	3FG-FGA	Pct.	FT-FTA	Pct.	RB-Avg.	A	TO	BS	S	PTS-Avg.
01-02	29-29	144-236	.610	0-0	.000	82-124	.661	209-7.2	30	61	8	24	370-12.8
02-03	28-28	141-231	.610	0-0	.000	90-146	.616	203-7.3	32	67	9	22	372-13.3
03-04	31-31	136-232	.586	0-0	.000	102-150	.680	213-6.9	32	48	15	18	374-12.1
Totals	88-88	421-699	.602	0-0	.000	274-420	.652	625-7.1	94	176	32	64	1,116-12.7

22. JESPERSON, NORM 1946-49 Stats Unavailable													
Totals	Pts. 1,099												

23. DEVRIES, DARIAN 6-3, 175 Aplington, Iowa													
Yr.	GP-S	FG-FGA	Pct.	3FG-FGA	Pct.	FT-FTA	Pct.	RB-Avg.	A	TO	BS	S	PTS-Avg.
94-95	26-13	59-136	.434	25-65	.385	44-53	.830	49-1.9	30	40	2	14	187-7.2
95-96	27-13	68-156	.436	32-82	.390	90-104	.865	83-3.1	45	48	1	39	258-9.6
96-97	28-27	79-202	.391	40-103	.388	101-124	.815	82-2.9	90	74	1	44	299-10.7
97-98	27-25	102-254	.402	69-157	.440	67-86	.779	85-3.2	84	61	2	34	340-12.6
Totals	108-78	308-748	.412	166-407	.408	302-367	.823	299-2.8	249	223	6	131	1,084-10.0

24. HOLBROOK, JERRY 6-2, 180 Waterloo, Iowa							
Yr.	GP	FG-FGA	Pct.	FT-FTA	Pct.	RB-Avg.	PTS-Avg.
59-60	23	119-277	.430	87-118	.737	117-5.1	325-14.1
60-61	21	129-301	.429	63-83	.759	80-3.8	321-15.3
61-62	24	134-283	.473	131-166	.789	104-4.3	399-16.6
Totals	68	382-861	.444	281-367	.766	301-4.4	1,045-15.4

25. PIGG, HOWIE 6-2, 175 Colfax, Iowa							
Yr.	GP	FG-FGA	Pct.	FT-FTA	Pct.	RB-Avg.	PTS-Avg.
50-51	23	86-287	.300	58-81	.716	NA	230-10.0
51-52	23	134-355	.377	88-129	.682	153-6.7	356-15.5
54-55	21	159-429	.371	137-172	.797	168-8.0	455-21.7
Totals	67	379-1,071	.354	283-382	.741	321-9.8	1,041-15.5

26. MCDERMOTT, GREG 6-8, 230 Cascade, Iowa													
Yr.	GP-S	FG-FGA	Pct.	3FG-FGA	Pct.	FT-FTA	Pct.	RB-Avg.	A	TO	BS	S	PTS-Avg.
84-85	27-15	41-85	.482	NA	NA	29-44	.659	78-2.9	10	23	6	2	111-4.1
85-86	27-19	96-165	.582	NA	NA	42-54	.778	113-4.2	23	40	13	7	234-8.7
86-87	28-25	148-248	.597	0-1	.000	91-126	.722	179-6.4	23	46	23	18	387-13.8
87-88	28-11	117-194	.603	1-1	1.000	66-83	.795	113-4.0	23	44	9	7	301-10.8
Totals	110-70	402-692	.581	1-2	.500	228-307	.743	483-4.4	79	153	51	34	1,033-9.4

27. BEETSCH, DICK 6-0, 175 Mankato, Minn.							
Yr.	GP	FG-FGA	Pct.	FT-FTA	Pct.	RB-Avg.	PTS-Avg.
52-53							240
53-54	21	99-289	.343	77-137	.562	107-5.1	275-13.1
54-55	22	92-318	.289	68-101	.673	157-7.1	252-11.5
55-56	19	92-289	.318	78-106	.745	120-6.3	262-13.8
Totals	62	283-896	.316	223-344	.648	384-6.2	1,029-12.7

28. MARTIN, JOHN 6-6, 210 Cedar Falls, Iowa													
Yr.	GP-S	FG-FGA	Pct.	FT-FTA	Pct.	RB-Avg.	A	TO	BS	S	PTS-Avg.		
67-68	22-NA	81-187	.433	46-68	.676	117-5.3	NA	NA	NA	NA	208-9.4		
68-69	24-NA	141-329	.429	62-95	.729	201-8.7	NA	NA	NA	NA	344-14.9		
69-70	25-NA	181-420	.430	113-167	.676	253-10.1	NA	NA	NA	NA	475-19.0		
Totals	71-NA	403-936	.431	221-330	.670	571-8.0	NA	NA	NA	NA	1,027-14.5		

28. FOSTER, CHRIS 5-10, 190 Ironton, Mo.													
Yr.	GP-S	FG-FGA	Pct.	3FG-FGA	Pct.	FT-FTA	Pct.	RB-Avg.	A	TO	BS	S	PTS-Avg.
00-01	6-0	6-14	.429	3-7	.429	1-1	1.000	4-0.7	4	7	1	1	16-2.7
01-02	29-24	127-322	.394	58-157	.369	52-69	.754	67-2.3	87	59	10	44	364-12.6
02-03	27-26	85-232	.366	31-103	.301	50-76	.658	57-2.1	118	82	2	26	251-9.3
03-04	26-3	62-176	.352	26-80	.325	62-88	.705	28-1.1	69	60	3	21	212-8.2
04-05	32-4	60-153	.392	26-75	.347	38-48	.792	51-1.6	92	45	1	20	184-5.8
Totals	120-57	340-897	.379	144-422	.341	203-282	.720	207-1.7	370	253	17	112	1,027-8.6

30. WAUGH, JERRY 6-3, 180 Mt. Ayr, Iowa							
Yr.	GP	FG-FGA	Pct.	FT-FTA	Pct.	RB-Avg.	PTS-Avg.
65-66	5	21-43	.488	7-12	.583	32-6.4	49-9.8
66-67	22	178-322	.553	99-130	.762	167-7.6	455-20.7
67-68	22	187-379	.493	141-176	.801	188-8.5	515-23.4
Totals	49	386-744	.512	247-318	.777	387-7.9	1,019-20.8

ANNUAL LEADERS

SCORING (1950-2007)

Year	Player	Gms	Pts.	Avg.
2007	Eric Coleman	31	406	13.1
2006	Ben Jacobson	33	467	14.2
2005	Ben Jacobson	32	572	17.9
2004	Ben Jacobson	31	433	14.0
2003	David Gruber	28	372	13.3
2002	Robbie Sieverding	29	497	17.1
2001	Joe Breakenridge	28	371	13.3
2000	Robbie Sieverding	29	472	16.3
1999	Sean Stackhouse	23	377	16.4
1998	Tony Brus	27	415	15.4
1997	Jason Daisy	28	593	21.2
1996	Jason Daisy	27	603	22.3
1995	Jason Daisy	28	412	14.7
1994	Randy Blocker	28	645	23.0
1993	Randy Blocker	27	509	18.9
1992	Dale Turner	28	386	13.8
1991	Troy Muilenburg	32	428	13.4
1990	Jason Reese	32	638	19.9
1989	Jason Reese	28	623	22.3
1988	James Parker	26	378	14.5
1987	Greg McDermott	28	387	13.8
1986	Scott Plondke	26	428	16.5
1985	Randy Kraayenbrink	28	587	21.0
1984	Randy Kraayenbrink	26	481	18.5
1983	Randy Kraayenbrink	31	384	12.4
1982	Ray Storck	27	362	13.4
1981	Rod Underwood	26	348	13.4
1980	Rod Underwood	25	376	15.0
1979	Ron Lemons	29	472	16.3
1978	Ron Lemons	27	436	16.1
1977	Ron Lemons	27	426	15.8
1976	Mark Enright	20	328	16.4
1975	Bill Runchey	26	322	12.4
1974	Joe Ferguson	26	323	12.4
1973	Bill McCoy	24	454	18.9
1972	Bill McCoy	23	454	19.7
1971	Bill McCoy	26	550	21.2
1970	John Martin	25	475	19.0
1969	Ken Huelman	24	514	22.3
1968	Jerry Waugh	22	515	22.4
1967	Jerry Waugh	22	445	20.2
1966	Craig Knepe	20	395	19.8
1965	Craig Knepe	23	459	19.9
1964	Duane Josephson	27	455	16.8
1963	Duane Josephson	23	421	18.3
1962	Pete Spoden	24	485	20.3
1961	Jerry Holbrook	21	321	15.3
1960	Jerry Holbrook	23	325	14.1
1959	Jim Jackson	23	310	13.5
1958	Dennis Filliman	23	274	11.9
1957	Frank Stotts	21	320	15.2
1956	Dick Beetsch	19	262	13.8
1955	Howard Pigg	21	455	21.7
1954	Dick Beetsch	21	275	13.1
1952	Howard Pigg	23	356	15.5
1951	Dick Garth	23	359	15.6
1950	Norm Jespersen	21	393	18.7



Bill McCoy




Cam Johnson

3-POINT FGS MADE (1987-2007)

Year	Player	Gms	M-Att	Pct.
2007	Adam Viet	30	40-95	.421
2006	Ben Jacobson	33	58-177	.328
2005	Ben Jacobson	32	71-157	.452
2004	Matt Schneiderman	31	56-146	.384
2003	Matt Schneiderman	28	55-145	.379
2002	Erik Smith	29	79-208	.380
2001	Martin Coon	31	57-156	.365
2000	Robbie Sieverding	29	52-151	.344
1999	Robbie Sieverding	27	68-152	.447
1998	Darian DeVries	27	69-157	.440
1997	Darian DeVries	28	40-103	.388
1996	Jason Daisy	27	68-162	.420
1995	Darian DeVries	26	25-65	.385
1994	Cam Johnson	28	73-189	.386
1993	Cam Johnson	26	29-53	.547
1992	Louis Armstrong	26	41-116	.354
1991	Maurice Newby	31	56-156	.359
1990	Troy Muilenburg	32	49-131	.374
1989	Nick Nurse	28	61-139	.439
1988	Nick Nurse	28	72-145	.497
1987	Nick Nurse	28	37-79	.468

ASSISTS (1973-2007)

Year	Player	Gms	Asts	Avg.
2007	Brooks McKowen	31	179	5.8
2006	Ben Jacobson	33	124	3.8
2005	Chris Foster	32	92	2.9
2004	Erik Crawford	31	83	2.7
	Brooks McKowen	31	83	2.7
2003	Chris Foster	27	118	4.4
2002	Robbie Sieverding	29	92	3.2
2001	Andy Woodley	27	119	4.4
2000	Andy Woodley	9	33	3.5
	Robbie Sieverding	29	98	3.4
1999	Robbie Sieverding	27	74	2.7
1998	Darian DeVries	27	84	3.1
1997	Darian DeVries	28	90	3.2
1996	Brian Carpenter	27	93	3.4
1995	Sredrick Robinson	28	82	2.9
1994	Brian Carpenter	29	89	3.1
1993	Ed Madlock	27	66	2.4
1992	Dale Turner	28	94	3.4
1991	Dale Turner	29	146	5.0
1990	Dale Turner	32	152	4.8
1989	Dale Turner	28	128	4.6
1988	Nick Nurse	28	99	3.5
1987	Nick Nurse	28	94	3.4
1986	Randy Kraayenbrink	27	70	2.6
1985	Rob Williams	28	118	4.2
1984	Rob Williams	28	144	5.1
1983	Brent Carmichael	31	126	4.1
1982	Brent Carmichael	27	83	3.1
1981	Rod Underwood	26	82	3.2
1980	Jay Imhoff	24	140	5.8
1979	Mike Kemp	29	88	3.0
1978	Mark Long	27	114	4.2
1977	Mark Long	27	99	3.7
1976	Mark Long	25	89	3.6
1975	Joe Ferguson	26	86	3.3
1974	Joe Ferguson	26	88	3.4
1973	Joe Ferguson	24	81	3.4



Ed Madlock



Scott Plondke

REBOUNDS (1954-2007)

Year	Player	Gms	Reb	Avg.
2007	Eric Coleman	31	281	9.1
2006	Grant Stout	33	294	8.9
2005	Grant Stout	32	245	7.7
2004	David Gruber	31	213	6.9
2003	Matt Schneiderman	28	212	7.6
2002	David Gruber	29	209	7.2
2001	Joe Breakenridge	28	294	10.5
2000	Joe Breakenridge	29	233	8.0
1999	Joe Breakenridge	27	221	8.2
1998	Chris Burdine	25	178	7.1
1997	Chris Burdine	28	139	5.0
1996	Brian Heying	27	147	5.5
1995	Jon Ellis	28	154	5.5
1994	Randy Blocker	28	215	7.7
1993	Randy Blocker	27	195	7.2
1992	Cedrick McCullough	26	120	4.6
1991	Troy Muilenburg	32	261	8.2
1990	Jason Reese	32	259	8.1
1989	Jason Reese	28	199	7.1
1988	James Parker	26	147	5.7
1987	Greg McDermott	28	179	6.4
1986	Scott Plondke	26	169	6.5
1985	Scott Stafford	28	244	8.7
1984	Scott Stafford	28	191	6.8
1983	Brent Carmichael	31	151	4.9
1982	Jay Block	27	151	5.6
1981	Bill Jones	26	150	5.8
1980	Bill Jones	25	155	6.2
1979	Ron Lemons	29	247	8.5
1978	Ron Lemons	27	210	7.8
1977	Ron Lemons	27	223	8.3
1976	Mark Enright	20	210	10.5
1975	Bill Runchey	26	186	7.2
1974	Bill Runchey	26	169	6.5
1973	Darrell Timion	23	183	7.9
1972	Randy Beilke	23	178	7.7
1971	Darrell Timion	26	223	8.6
1970	John Martin	25	253	10.1
1969	Ken Huelman	24	289	12.6
1968	Ken Huelman	22	261	11.9
1967	Ken Huelman	22	268	12.8
1966	Craig Knepe	20	211	10.6
1965	Craig Knepe	27	240	8.6
1964	Craig Knepe	27	234	8.6
1963	Dick Savage	23	174	7.6
1962	Pete Spoden	24	357	14.9
1961	Pete Spoden	21	365	17.4
1960	Jim Jackson	23	392	17.0
1959	Jim Jackson	23	418	18.2
1958	Clark McCleary	23	219	9.5
1957	Clark McCleary	22	219	10.0
1956	Del Nicklaus	19	282	14.8
1955	Ray Nissen	22	255	11.6
1954	Lou Paulsen	20	147	7.3

STEALS

(1979-2007)

Year	Player	Gms	Stls	Avg.
2007	Brooks McKowen	31	34	1.1
2006	Ben Jacobson	33	51	1.5
2005	Ben Jacobson	32	33	1.0
	Grant Stout	32	33	1.0
2004	Ben Jacobson	31	33	1.0
2003	Ben Jacobson	28	36	1.3
2002	Chris Foster	29	44	1.5
2001	Andy Woodley	27	80	3.0
2000	Andy Woodley	9	17	1.9
	Robbie Sieverding	29	38	1.3
1999	Terry Cress	14	12	1.6
1998	Tony Brus	27	35	1.3
1997	Jason Daisy	28	49	1.8
1996	Brian Carpenter	27	54	2.0
1995	Jason Daisy	28	43	1.5
1994	Randy Blocker	28	49	1.8
1993	Cam Johnson	26	58	2.2
1992	Dale Turner	28	40	1.4
1991	Troy Muilenburg	32	44	1.4
1990	Dale Turner	32	34	1.1
1989	Nick Nurse	28	35	1.3
1988	Nick Nurse	28	53	1.9
1987	Nick Nurse	28	47	1.7
1986	Rob Williams	27	37	1.4
1985	Rob Williams	28	48	1.7
1984	Rob Williams	28	42	1.5
1983	Brent Carmichael	31	100	3.2
1982	Brent Carmichael	27	80	3.0
1981	Jay Block	27	27	1.0
1980	Jay Imhoff	24	39	1.6
1979	Mike Kemp	29	32	1.1

BLOCKED SHOTS

(1979-2007)

Year	Player	Gms	BS	Avg.
2007	Grant Stout	31	50	1.6
2006	Grant Stout	33	80	2.4
2005	Grant Stout	32	75	2.3
2004	Grant Stout	31	17	0.5
2003	Jon Godfread	25	16	0.6
2002	Octav Morariu	25	12	0.5
2001	Octav Morariu	25	15	0.6
2000	Cory Jenkins	29	17	0.6
1999	Joe Breakenridge	27	12	0.5
	Cory Jenkins	19	10	0.5
1998	Sean Hawkins	27	31	1.2
1997	Sean Hawkins	27	30	1.1
1996	Sean Hawkins	24	33	1.4
1995	Jason Sims	28	43	1.5
1994	Randy Blocker	28	29	1.0
	Jason Sims	29	29	1.0
1993	Brian Jones	26	14	1.9
1992	Troy Vaughn	26	15	0.6
	Terry Merfeld	16	15	0.9
1991	Nick Pace	28	12	0.4
1990	Steve Phyfe	31	26	0.8
1989	Steve Phyfe	28	25	0.9
1988	Steve Phyfe	28	15	0.5
1987	Greg McDermott	28	23	0.8
1986	Greg McDermott	27	13	0.5
1985	Scott Stafford	28	34	1.2
1984	Scott Stafford	28	51	1.8
1983	Ray Storck	31	36	1.2
1982	Herbert King	27	26	1.0
1981	Bill Jones	26	18	0.7
1980	Bill Jones	25	28	1.1
1979	Ron Lemons	29	20	0.7

FG PERCENTAGE

(1950-2007)

Year	Player	Gms	FG	FGA	Pct.
2007	Eric Coleman	31	154	287	.537
2006	Eric Coleman	33	152	263	.578
2005	Eric Coleman	32	145	253	.573
2004	David Gruber	31	136	232	.586
2003	David Gruber	28	141	231	.610
2002	David Gruber	29	144	236	.610
2001	Joe Breakenridge	28	150	258	.581
2000	Cory Jenkins	29	102	177	.576
1999	Joe Breakenridge	27	107	195	.549
1998	Chris Burdine	25	96	218	.440
1997	Chris Burdine	28	96	190	.505
1996	Jason Sims	23	64	116	.552
1995	Jason Sims	28	121	188	.644
1994	Jason Sims	29	60	103	.583
1993	Randy Blocker	27	201	393	.512
1992	Jon Ellis	28	49	98	.500
1991	Cedrick McCullough	32	154	306	.503
1990	Steve Phyfe	31	108	182	.593
1989	Steve Phyfe	28	161	265	.608
1988	Greg McDermott	28	117	194	.603
1987	Greg McDermott	28	148	248	.597
1986	Greg McDermott	27	96	165	.582
1985	Nathan Harris	18	54	96	.563
1984	Jay Block	28	92	163	.564
1983	Jay Block	31	83	159	.522
1982	Ray Storck	27	147	273	.538
1981	Steve Peters	26	97	191	.508
1980	Ray Storck	22	30	48	.625
1979	Ron Lemons	29	196	335	.585
1978	Ron Lemons	27	191	351	.544
1977	Ron Lemons	27	185	386	.519
1976	Randy Podhaski	26	88	174	.505
1975	Randy Podhaski	26	122	240	.508
1974	Randy Podhaski	19	43	77	.558
1973	Randy Beilke	24	89	175	.505
1972	Randy Beilke	23	103	198	.520
1971	Brian Bestul	25	115	238	.483
1970	Bill McCoy	24	87	186	.467
1969	Ken Huelman	24	187	334	.560
1968	Ken Huelman	22	139	280	.496
1967	Jerry Waugh	22	178	342	.520
1966	Phil Johnson	20	100	207	.483
1965	Craig Knepp	23	177	324	.546
1964	Ron Jessen	27	124	248	.500
1963	Dick Lowe	22	53	110	.482
1962	Jerry Holbrook	24	134	283	.473
1961	Ed Watt	21	53	104	.509
1960	Jerry Holbrook	23	119	277	.430
1959	Jim Jackson	23	115	268	.429
1958	Gary Mohl	19	25	59	.424
1957	Dennis Filliman	21	57	132	.432
1956	Dick Strub	18	20	42	.476
1955	Ray Nissen	22	125	242	.517
1954	Lou Paulsen	20	58	151	.384
1952	Howard Pigg	23	134	355	.378
1951	Bill Peterson	23	100	293	.341
1950	Walt Kochneff	21	116	291	.399

FT PERCENTAGE

(1950-2007)

Year	Player	Gms	FT	FTA	Pct.
2007	Jared Josten	31	43	50	.860
2006	Travis Brown	28	19	22	.864
2005	Ben Jacobson	32	79	98	.806
2004	Matt Schneiderman	31	36	42	.857
2003	John Little	28	28	37	.757
2002	Robbie Sieverding	29	168	195	.862
2001	Andy Woodley	27	18	23	.783
2000	Robbie Sieverding	29	154	183	.842
1999	Joe Breakenridge	27	93	111	.838
1998	Darian DeVries	27	67	86	.779
1997	Darian DeVries	28	101	124	.815
1996	Darian DeVries	27	90	104	.865
1995	Darian DeVries	26	44	53	.830
1994	Sean Rice	25	20	24	.833
1993	Cam Johnson	26	75	101	.743
1992	Dale Turner	28	104	119	.874
1991	Maurice Newby	31	29	33	.879
1990	Maurice Newby	32	21	23	.913
1989	Scott Socha	28	25	30	.833
1988	Mike Bailey	28	29	33	.879
1987	Kirk Francis	27	25	28	.983
1986	Nick Nurse	27	17	20	.850
1985	Scott Stafford	28	96	120	.800
1984	Randy Kraayenbrink	26	115	141	.816
1983	Randy Kraayenbrink	31	58	77	.753
1982	Ray Storck	27	68	86	.791
1981	Rod Underwood	26	58	67	.866
1980	Mike Clark	25	28	32	.875
1979	Ron Lemons	29	80	100	.800
1978	Phil Rilett	25	16	21	.761
1977	Mark Long	27	55	68	.808
1976	Mark Welsh	26	82	106	.773
1975	Joe Ferguson	26	55	67	.821
1974	Bill Barnhouse	20	15	16	.938
1973	Bill McCoy	24	140	175	.800
1972	Randy Beilke	23	51	66	.773
1971	Bill McCoy	26	212	274	.774
1970	Don Anderson	25	35	47	.745
1969	Darrell Jesse	24	76	100	.760
1968	Don Anderson	17	12	13	.923
1967	Jerry Waugh	22	99	130	.735
1966	Gene Fuelling	19	46	58	.793
1965	Ron Jessen	23	131	167	.784
1964	Craig Knepp	27	88	116	.758
1963	Duane Josephson	23	97	121	.802
1962	Jerry Holbrook	24	131	166	.789
1961	Larry Timion	19	16	21	.762
1960	Jerry Holbrook	23	87	118	.737
1959	Jack Mully	19	22	27	.815
1958	Frank Stotts	20	72	104	.692
1957	Dennis Filliman	21	59	76	.776
1956	Ray Nissen	18	80	107	.748
1955	Howard Pigg	21	137	172	.797
1954	Ken Nichols	17	24	32	.750
1952	Howard Pigg	23	88	129	.682
1951	Howard Pigg	23	58	81	.716
1950	Willard Gisel	19	29	38	.763



Tony Brus



Grant Stout



David Gruber



Randy Kraayenbrink

UNIVERSITY

COACHING STAFF

2007-08 PANTHERS

2006-07 REVIEW

OPPONENTS

HISTORY

MCLEOD CENTER RECORDS

YEAR-BY-YEAR IN THE MCLEOD CENTER

2006-07 9-4 .692

TOP 10 ALL-TIME ATTENDANCES

- 22,797 vs. Iowa, 1989-90
- 19,042 vs. Iowa, 1991-92
- 12,874 vs. Iowa, 1993-94
- 13,285 vs. Iowa, 2005-06
- 12,233 vs. Iowa State, 1990-91
- 10,500 vs. Iowa State, 1987-88
- 10,104 vs. Iowa, 1999-2000
- 10,053 vs. Missouri State, 2005-06
- 10,008 vs. Iowa, 2001-02
- 9,886 vs. Iowa, 2003-04

TOP 10 MCLEOD CENTER ATTENDANCES

- 6,929 vs. Indiana State, 1/20/07
- 6,877 vs. Creighton, 1/12/07
- 6,731 vs. Southern Illinois, 1/6/07
- 6,616 vs. Missouri State, 2/10/07
- 6,311 vs. Bradley, 12/27/06
- 6,117 vs. Illinois State, 2/24/07
- 6,108 vs. UW-Milwaukee, 11/19/06
- 5,970 vs. Wichita State, 1/30/07
- 5,758 vs. Drake, 2/18/07
- 5,663 vs. S.D. State, 11/24/06

UNI INDIVIDUAL

Points: 24 Viet, Adam vs UMKC (12-09-06)
Field Goals Made: 8 several times
Field Goal Att: 17 Coleman, Eric vs Wichita State (01-30-07)
FG Pct (min 5 made): .875 (7-8) Viet, Adam vs UMKC (12-09-06) and Coleman, Eric vs UMKC (12-09-06)
3 Pt FG Made: 7 Viet, Adam vs UMKC (12-09-06)
3 Pt FG Att: 8 several times
3-Pt FG Pct: (min 3 made) .875 (7-8) Viet, Adam vs UMKC (12-09-06)
Free Throws Made: 8 Stout, Grant vs Bradley (12-27-06)
Free Throw Att: 10 Stout, Grant vs Bradley (12-27-06)
FT Pct (min 6 made): 1.000 (6-6) McKowen, Brooks vs Illinois State (02-24-07)
Rebounds: 15 Stout, Grant vs Bradley (12-27-06)
Assists: 9 McKowen, Brooks vs Wichita State (01-30-07) and vs UMKC (12-09-06)
Steals: 4 McKowen, Brooks vs Missouri State (02-10-07)
Blocked Shots: 4 Stout, Grant vs Wichita State (01-30-07) and vs Southern Illinois (01-06-07)
Turnovers: 5 McKowen, Brooks vs Missouri State (02-10-07) and vs Creighton (01-12-07)

UNI TEAM

Points: 85 vs UMKC (12-09-06)
Field Goals Made: 29 vs UMKC (12-09-06) and UW-Milwaukee (11-19-06)
Field Goal Attempts: 61 vs Wichita State (01-30-07)
Field Goal Percentage: .580 (29-50) vs UMKC (12-09-06)
3 Pt Field Goals Made: 15 vs Wartburg (12-20-06)
3 Pt FG Attempts: 30 vs UMKC (12-09-06)
3 Pt FG Percentage: .577 (15-26) vs Wartburg (12-20-06)
Free Throws Made: 22 vs Southern Illinois (01-06-07)
Free Throw Attempts: 29 vs Southern Illinois (01-06-07)
Free Throw Percentage: .778 (21-27) vs Illinois State (02-24-07)
Rebounds: 44 vs Bradley (12-27-06)
Assists: 22 vs UMKC (12-09-06)
Steals: 8 vs South Dakota State (11-24-06)
Blocked Shots: 6 vs Wichita State (01-30-07)
Turnovers: 14 vs Wartburg (12-20-06)
Fouls: 21 vs Bradley (12-27-06)

OPPONENT INDIVIDUAL

Points: 25 Cadwell, Matt, South Dakota State (11-24-06)
Field Goals Made: 11 Cadwell, Matt, South Dakota State (11-24-06)
Field Goal Att: 20 Cadwell, Matt, South Dakota State (11-24-06)
FG Pct (min 5 made): .800 (8-10) Falker, Randal, Southern Illinois (01-06-07)
.714 (5-7) Dilligard, Greg, Illinois State (02-24-07)
3 Pt FG Made: 5 Nelson, Lee, Wartburg (12-20-06) and Day, Quinton, UMKC (12-09-06)
3 Pt FG Att: 10 Cadwell, Matt, South Dakota State (11-24-06)
3-Pt FG Pct (min 3 made): 1.000 (3-3) Franklin, Will, Bradley (12-27-06)
Free Throws Made: 10 Ruffin, Daniel, Bradley (12-27-06)
Free Throw Att: 11 Ruffin, Daniel, Bradley (12-27-06)
FT Pct (min 3 made): 1.000 (7-7) Wurtz, Trent, Indiana State (01-20-07)
Rebounds: 10 Falker, Randal, Southern Illinois (01-06-07)
Assists: 10 Stewart, Al, Drake (02-08-07)
Steals: 4 Ruffin, Daniel, Bradley (12-27-06)
Blocked Shots: 2 Several times
Turnovers: 6 Nelson, Lee, Wartburg (12-20-06)

OPPONENT TEAM

Points: 67 Drake (02-08-07) and Wichita State (01-30-07)
Field Goals Made: 26 Drake (02-08-07)
Field Goal Attempts: 63 UMKC (12-09-06)
Field Goal Percentage: .490 (24-49) Illinois State (02-24-07)
3 Pt Field Goals Made: 12 Wartburg (12-20-06)
3 Pt FG Attempts: 28 Wartburg (12-20-06)
3 Pt FG Percentage: .600 (9-15) Wichita State (01-30-07)
Free Throws Made: 17 Evansville (01-03-07)
Free Throw Attempts: 23 Bradley (12-27-06)
Free Throw Percentage: .850 (17-20) Evansville (01-03-07)
Rebounds: 36 Wichita State (01-30-07)
Assists: 19 Wichita State (01-30-07)
Steals: 10 Bradley (12-27-06)
Blocked Shots: 3 Drake (02-08-07) and Wartburg (12-20-06)
Turnovers: 19 South Dakota State (11-24-06)
Fouls: 25 Indiana State (01-20-07)



UNI IN THE MVC TOURNAMENT

Year	Seed	W-L	Season
1992	7	0-1	10-18
1993	6	0-1	12-15
1994	5	2-1	16-13
1995	T9	DNQ	8-20
1996	T7	0-1	14-13
1997	T4	1-1	16-12
1998	9	0-1	10-17
1999	T8	0-1	9-18
2000	7	0-1	14-15
2001	10	1-1	7-24
2002	7	1-1	14-15
2003	7	0-1	11-17
2004	2	3-0	21-10
2005	4	0-1	21-11
2006	5	1-1	23-10
2007	5	0-1	18-13

Versus

Bradley	0-2
Creighton	0-1
Drake	1-2
Evansville	2-0
Illinois State	2-3
Indiana State	0-1
Southern Illinois	0-3
Missouri State	2-1
Tulsa	1-0
Wichita State	1-1

MISSOURI VALLEY CONFERENCE POST-SEASON HISTORY

UNI has competed in 14 Missouri Valley Conference post-season tournaments since joining the league in the 1991-92 season. The Panthers advanced to the title game in 1994 and 2004, winning the championship in 2004.

March 7, 1992 MVC First Round St. Louis, Mo. Illinois State 70, UNI 58

UNI	FG-FGA	FT-FTA	Reb	PF	TP
Jon Ellis	0-2	0-0	5	4	0
Cedrick McCullough	5-12	1-2	7	2	11
Terry Merfeld	0-0	1-2	1	0	1
Dale Turner	6-15	0-0	2	3	13
Cam Johnson	6-10	0-0	1	4	12
Sean Rice	6-13	0-0	2	4	12
Brian Jones	1-1	0-0	0	0	3
Troy Vaughn	0-2	0-2	0	3	0
Louis Armstrong	0-6	0-0	2	0	0
Brian Carpenter	1-1	2-2	2	1	4
David Butler	0-0	0-0	2	0	0
Ed Madlock	1-2	0-0	0	2	2
John Holterhaus	0-0	0-0	0	0	0
Nick Pace	0-0	0-1	0	0	0
Team			5		
Totals	26-64	4-9	29	23	58

ILSU	FG-FGA	FT-FTA	Reb	PF	TP
Steve Fitch	2-5	0-0	1	1	4
Scott Taylor	0-0	2-2	2	2	2
Scott Fowler	6-6	8-8	6	2	20
Richard Thomas	5-7	4-5	2	3	16
Todd Wehmhener	0-3	4-6	6	2	4
Mike VandeGarde	4-8	6-7	6	4	14
Chad Altadonna	2-2	0-0	2	2	4
Brian Kern	3-5	0-0	0	0	6
Charles Barnes	0-0	0-0	1	0	0
Todd Kagel	0-2	0-0	0	0	0
Elvin Florez	0-1	0-0	0	0	0
Team			6		
Totals	22-39	24-28	31	16	70

March 6, 1993 MVC First Round St. Louis, Mo. Drake 63, UNI 59

UNI	FG-FGA	FT-FTA	Reb	PF	TP
Randy Blocker	9-23	0-0	8	1	18
Warren Vandeven	0-0	0-0	0	2	0
Greg Hammar	4-7	0-1	6	4	8
Brian Carpenter	2-5	6-7	4	3	10
Cam Johnson	5-8	7-10	3	2	20
Ed Madlock	0-1	0-0	1	1	0
Brian Jones	1-2	0-0	2	1	3
Terry Merfeld	0-2	0-0	2	1	0
Jason Daisy	0-2	0-0	1	0	0
Jon Ellis	0-0	0-0	1	2	0
Team			2		
Totals	21-50	13-18	30	17	59

DU	FG-FGA	FT-FTA	Reb	PF	TP
Darrin Dafney	5-12	1-2	5	2	13
William Celestine	4-4	6-8	6	1	14
Khary Stanley	3-5	1-2	10	2	7
Clayton Allen	0-2	0-0	0	2	0
Curt Smith	6-16	4-4	4	3	16
Ray Slater	1-2	0-0	2	2	2
Jeff Allen	2-6	4-4	1	2	9
Alexsandar Surla	0-0	0-0	0	0	0
Marvin King	0-0	0-0	0	1	0
Brett Sherrill	1-3	0-0	2	1	2
Team			2		
Totals	22-50	16-20	32	16	63

March 5, 1994 MVC First Round St. Louis, Mo. UNI 84, Illinois State 70

UNI	FG-FGA	FT-FTA	Reb	PF	TP
Brian Jones	2-5	2-2	4	2	7
Randy Blocker	11-22	8-10	9	2	30
Jason Sims	0-0	0-0	1	4	0
Brian Carpenter	4-7	2-2	4	2	12
Cam Johnson	10-24	0-0	0	1	23
Ed Madlock	1-2	3-4	4	3	5
Jon Ellis	0-0	1-2	2	3	1
John Holterhaus	1-2	2-2	2	3	4
Sean Rice	0-0	2-2	3	1	2
Seth Anderson	0-0	0-0	0	0	0
Terry Merfeld	0-0	0-0	0	0	0
Team			1		
Totals	29-62	20-24	30	21	84

ILSU	FG-FGA	FT-FTA	Reb	PF	TP
Scott Taylor	4-5	0-3	3	2	8
Mike VandeGarde	5-7	7-11	5	2	17
Thomas Hunter	3-7	4-6	7	2	10
David Cason	6-11	1-1	6	4	13
Todd Wemhoener	1-3	2-2	3	5	4
Chad Altadonna	4-4	0-0	2	0	10
Charles Barnes	2-5	0-0	1	1	6
Jon Litwiler	1-1	0-0	1	2	2
Brian Kern	0-2	0-0	1	0	0
Greg Hill	0-0	0-0	0	0	0
Antonio Cooper	0-3	0-0	1	3	0
Ryan Weichman	0-0	0-0	0	0	0
Jay Phifer	0-0	0-0	0	0	0
Andy Porter	0-0	0-0	0	0	0
Team			2		
Totals	26-48	14-23	32	21	70

March 6, 1994 MVC Semifinals St. Louis, Mo. UNI 79, Tulsa 73

UNI	FG-FGA	FT-FTA	Reb	PF	TP
Brian Jones	1-6	7-8	7	4	9
Randy Blocker	9-19	3-3	6	4	24
Jason Sims	0-1	2-2	4	2	2
Brian Carpenter	2-4	4-4	2	1	8
Cam Johnson	11-20	6-8	4	4	31
Ed Madlock	1-1	1-4	1	2	3
John Holterhaus	0-1	0-2	4	3	0
Terry Merfeld	1-1	0-0	2	0	2
Team			4		
Totals	25-53	23-31	36	21	79

TU	FG-FGA	FT-FTA	Reb	PF	TP
Shea Seals	5-11	0-0	9	2	12
Gary Collier	13-21	5-7	6	3	35
J.R. Rollo	3-8	1-3	4	3	7
Alvin Williamson	1-4	2-2	4	2	5
Lou Dawkins	3-8	1-1	4	4	7
Kevin Grawler	1-2	0-0	1	1	2
Kwanza Johnson	2-6	1-3	3	4	5
Craig Hernadi	0-0	0-0	0	1	0
Rafael Maldonado	0-0	0-1	4	3	0
DeWayne Bonner	0-1	0-0	0	0	0
Jay Malham	0-0	0-0	0	1	0
Team			0		
Totals	28-61	10-17	35	24	73

UNI IN MVC TOURNAMENTS

March 7, 1994
MVC Championship
St. Louis, Mo.
Southern Illinois 77, UNI 74

UNI	FG-FGA	FT-FTA	Reb	PF	TP
Brian Jones	4-8	0-0	8	3	9
Randy Blocker	7-21	3-3	6	3	18
Jason Sims	4-6	2-2	3	5	10
Brian Carpenter	3-5	3-5	5	3	9
Cam Johnson	8-19	7-9	2	4	25
Ed Madlock	0-0	0-0	0	0	0
John Holterhaus	1-1	1-2	6	0	3
Jon Ellis	0-0	0-0	1	1	0
Terry Merfeld	0-0	0-0	0	0	0
Team			2		
Totals	27-60	16-21	33	19	74

SIU	FG-FGA	FT-FTA	Reb	PF	TP
Marcus Timmons	5-7	4-6	11	2	14
Chris Carr	7-12	5-5	8	4	20
Mirko Pavlovic	6-10	1-4	2	3	15
Chris Lowery	4-12	3-4	5	2	12
Paul Lusk	5-13	3-5	2	3	14
Scott Burzynski	1-2	0-0	0	1	2
Ian Stewart	0-0	0-0	1	1	0
Marcus Patterson	0-1	0-0	0	0	0
Patrick Greathouse	0-0	0-0	0	1	0
Team			5		
Totals	28-57	16-24	34	17	77

March 2, 1996
MVC First Round
St. Louis, Mo.
Illinois State 64, UNI 58

UNI	FG-FGA	FT-FTA	Reb	PF	TP
Jason Daisy	5-11	2-3	8	2	14
Brian Heying	2-4	3-4	4	4	7
Jason Sims	2-7	2-3	6	3	6
Darian DeVries	6-10	0-0	2	5	17
Brian Carpenter	1-7	0-0	3	3	3
Munib Dzuho	0-0	0-0	0	0	0
Seth Anderson	0-0	0-0	0	1	0
Tony Brus	2-8	2-2	4	2	7
Sean Hawkins	2-3	0-0	2	3	4
Warren Vandeven	0-1	0-0	1	2	0
Totals	20-51	9-12	32	25	58

ISU	FG-FGA	FT-FTA	Reb	PF	TP
Kenny Wright	4-5	1-5	1	4	9
Dan Muller	1-7	4-7	6	2	7
LeRoy Watkins	0-1	1-2	4	3	1
Maurice Trotter	5-8	4-6	4	3	18
Jamar Smiley	5-13	3-4	7	1	13
Kenneth Pierson	0-2	0-0	0	1	0
Kyle Cartmill	0-1	2-2	3	0	2
Antonio Cooper	0-3	0-0	1	0	0
Rob Gibbons	1-3	0-0	0	0	2
Rico Hill	5-8	2-2	7	3	12
Totals	21-50	17-28	38	17	64

March 1, 1997
MVC First Round
St. Louis, Mo.
UNI 73, Evansville 65

UE	FG-FGA	FT-FTA	Reb	PF	TP
Chris Quinn	0-2	0-0	6	2	0
Chris Hollender	10-18	4-4	5	1	26
Jeff Layden	3-6	0-0	2	1	6
Marcus Wilson	3-13	2-3	5	2	10
Stuart Sullivan	2-6	2-2	1	4	7
Emi Morales	1-3	0-0	2	2	2
Kareem Richardson	1-4	0-0	0	2	3
Curt Begle	3-5	3-4	3	1	11
Totals	23-57	11-13	28	15	65

UNI	FG-FGA	FT-FTA	Reb	PF	TP
Brian Heying	2-9	0-0	8	1	5
Cory Jenkins	2-4	0-0	7	1	4
Sean Hawkins	2-4	0-0	1	3	4
Terry Cress	1-1	0-0	1	0	3
Jason Daisy	7-10	9-10	2	0	24
Darian DeVries	4-5	3-4	3	1	14
Tony Brus	3-10	1-2	6	1	9
Burt Lappe	0-2	2-2	1	2	2
Chris Burdine	4-9	0-0	7	1	8
Warren Vandeven	0-0	0-0	0	3	0
Totals	25-54	15-18	38	13	73

March 2, 1997
MVC Semifinals
St. Louis, Mo.
Illinois State 69, UNI 65

UNI	FG-FGA	FT-FTA	Reb	PF	TP
Brian Heying	3-6	0-0	4	2	6
Cory Jenkins	0-1	0-0	2	1	0
Sean Hawkins	3-4	1-1	3	3	7
Darian DeVries	4-14	4-4	4	3	14
Jason Daisy	6-18	8-12	11	2	20
Terry Cress	2-4	2-3	2	3	7
Tony Brus	1-5	2-4	5	4	4
Burt Lappe	0-1	0-0	2	2	0
Chris Burdine	3-7	1-2	7	1	7
Warren Vandeven	0-0	0-0	0	0	0
Totals	22-60	18-26	47	21	65

ISU	FG-FGA	FT-FTA	Reb	PF	TP
Rico Hill	12-21	5-8	7	4	29
Dan Muller	2-7	4-4	3	4	10
LeRoy Watkins	2-4	0-0	6	3	4
Skipp Schaeffbauer	1-8	1-2	4	3	4
Jamar Smiley	3-9	3-6	3	2	10
Steve Hansell	1-3	2-2	2	3	5
Kenneth Pierson	0-1	0-0	1	1	0
Kyle Cartmill	1-3	0-0	2	3	2
Rob Gibbons	2-3	1-3	1	3	5
Totals	24-59	16-25	35	26	69

February 27, 1998
MVC First Round
St. Louis, Mo.
Southern Illinois 91, UNI 72

UNI	FG-FGA	FT-FTA	Reb	PF	TP
Brian Heying	3-9	0-0	5	1	7
Cory Jenkins	5-11	0-0	6	3	12
Sean Hawkins	3-5	0-0	2	0	6
Darian DeVries	4-10	0-0	2	1	12
Tony Brus	3-12	7-10	2	4	13
Terry Cress	0-2	0-0	1	0	0
Burt Lappe	2-4	0-0	1	5	5
TyJuan Finley	2-7	0-0	3	1	4
Chris Burdine	4-6	0-0	7	3	9
Tyler Peterson	2-2	0-0	1	2	4
Team			4		
Totals	28-68	7-10	34	20	72

SIU	FG-FGA	FT-FTA	Reb	PF	TP
Rashad Tucker	9-11	5-5	10	4	24
Chris Thunell	4-11	2-4	10	1	11
Derrick Tilmon	4-6	1-3	9	1	9
Shane Hawkins	7-11	0-0	2	1	20
Monte Jenkins	5-10	2-2	2	4	15
Randle Kuehner	0-1	0-0	0	0	0
Joshua Cross	0-4	0-2	1	2	0
Lance Brown	1-1	0-1	1	0	3
James Watts	1-1	0-0	0	1	2
Ryan Hammer	0-1	0-0	0	0	0
Andy Scott	0-0	0-0	0	0	0
James Jackson	2-3	0-0	2	0	4
Chris Wright	1-1	0-0	0	0	3
Nikos Topouzis	0-0	0-0	0	0	0
Abel Schrader	0-2	0-0	0	0	0
Team			3		
Totals	34-63	10-17	40	14	91

February 26, 1999
MVC Play-In
St. Louis, Mo.
Wichita State 74, UNI 72 OT

WSU	FG-FGA	FT-FTA	Reb	PF	TP
Darrin Williams	5-7	6-10	10	3	17
Jason Perez	5-8	8-10	3	4	18
Troy Mack	5-9	1-2	9	3	11
Carl Lemons	2-6	0-0	1	5	4
Maurice Evans	5-16	2-2	4	2	14
Jay Lewis	0-1	0-0	0	5	0
Terrell Benton	1-5	1-2	5	1	3
Craig Steven	1-1	0-0	2	3	3
Luke Utting	0-0	0-0	0	0	0
James Bunch	2-3	0-0	2	1	4
Team			1		
Totals	26-56	18-26	37	27	74

UNI	FG-FGA	FT-FTA	Reb	PF	TP
Tony Brus	7-10	7-13	4	3	23
Joe Breakenridge	1-5	5-6	12	2	7
Cory Jenkins	5-9	1-2	4	5	11
Andy Woodley	1-3	1-2	2	3	3
Robbie Sieverding	5-20	5-6	7	2	15
Sean Stackhouse	2-7	2-2	1	5	8
Aaron Middendorf	1-4	2-3	2	2	5
Tyler Peterson	0-0	0-0	1	0	0
Team			3		
Totals	22-58	23-34	36	22	72

**March 3, 2000
MVC Play-In Round
St. Louis, Mo.
Drake 58, UNI 57**

DU	FG-FGA	FT-FTA	Reb	PF	TP
Dontay Harris	4-9	6-6	6	1	14
Joey Gaw	2-6	1-1	4	1	5
Aaron Deeter	5-9	0-0	9	5	11
Matt Woodley	5-12	1-3	6	3	16
Lemont Evans	5-10	0-0	2	1	11
Aaron Thomas	0-0	0-0	0	0	0
Ahdrew Pleick	0-2	1-2	1	3	1
Greg Danielson	0-6	0-0	2	3	0
Team			4		
Totals	21-54	9-12	34	17	58

UNI	FG-FGA	FT-FTA	Reb	PF	TP
Joe Breakenridge	3-6	4-4	10	2	10
Aaron Middendorf	2-7	0-4	0	3	5
Cory Jenkins	3-4	2-3	6	3	8
Kelvin Hill	2-7	1-2	3	5	5
Robbie Sieverding	9-13	1-2	2	2	24
Martin Coon	1-3	0-0	1	0	3
Derek Paben	0-2	0-0	2	0	0
Tyler Peterson	1-3	0-0	2	2	2
Team			4		
Totals	21-45	8-15	30	17	57

**March 2, 2001
MVC First Round
St. Louis, Mo.
UNI 59, Drake 53**

UNI	FG-FGA	FT-FTA	Reb	PF	TP
Aaron Middendorf	6-13	0-0	5	3	15
Corey Hill	1-8	0-0	2	3	2
Joe Breakenridge	3-7	10-11	14	3	16
Andy Woodley	4-8	0-0	4	5	10
Erik Smith	2-8	0-0	1	0	6
Martin Coon	4-6	1-3	0	2	10
Adam Wilde	0-0	0-0	2	0	0
Totals	20-50	11-14	29	16	59

DU	FG-FGA	FT-FTA	Reb	PF	TP
Andry Sola	4-8	1-4	6	2	9
Joey Gaw	2-6	0-0	6	4	5
Greg Danielson	5-11	1-2	13	2	11
Aaron Thomas	0-1	0-0	3	4	0
Luke McDonald	6-15	1-1	2	1	16
Justin Ohl	0-4	0-0	6	0	0
Aaron Knight	4-13	2-2	2	3	12
Totals	21-58	5-9	41	16	53

**March 3, 2001
MVC Quarterfinals
St. Louis, Mo.
Bradley 59, UNI 56**

UNI	FG-FGA	FT-FTA	Reb	PF	TP
Aaron Middendorf	4-15	5-6	9	4	15
Corey Hill	2-4	5-8	5	4	10
Joe Breakenridge	2-7	0-0	3	4	4
Andy Woodley	1-4	0-0	1	5	2
Erik Smith	4-9	0-0	1	4	10
Martin Coon	3-8	0-0	1	1	7
Octav Morariu	1-5	4-4	5	3	6
Adam Wilde	1-2	0-0	3	4	2
Blake Anderson	0-0	0-0	0	0	0
Totals	18-54	14-18	32	29	56

BU	FG-FGA	FT-FTA	Reb	PF	TP
Eddie Cage	1-9	1-3	8	2	3
Jerome Robinson	5-12	4-5	8	2	16
Jeffrey Rabey	3-6	0-0	5	4	6
Marcello Robinson	3-4	8-8	4	0	15
Phillip Gilbert	3-12	8-9	6	3	14
James Gillingham	0-0	2-2	0	2	2
Reggie Hall	0-0	3-4	4	1	3
Andre Corbitt	0-3	0-0	2	3	0
Jason Faulknor	0-0	0-0	0	0	0
Totals	15-46	26-31	41	17	59

**March 1, 2002
MVC Play-In Round
St. Louis, Mo.
UNI 78, Evansville 75**

UE	FG-FGA	FT-FTA	Reb	PF	TP
Ian Hanavan	6-19	3-4	8	4	16
Tobias Brinkley	3-10	3-4	6	4	11
Faruk Mujezinovic	3-4	0-0	2	2	6
Drew Gore	3-5	0-0	3	1	9
Mark Allaria	4-6	0-0	3	2	10
Eric Ottens	0-0	0-0	0	0	0
Tim Long	2-6	4-4	2	4	10
Larry Ferguson	5-7	2-2	1	2	13
Dan Lytle	0-1	0-0	0	0	0
Totals	26-58	12-14	26	19	75

UNI	FG-FGA	FT-FTA	Reb	PF	TP
Erik Smith	4-9	2-4	4	3	14
Aaron Middendorf	3-6	4-6	8	4	11
David Gruber	8-9	3-3	8	3	19
Robbie Sieverding	5-10	6-7	6	0	16
Chris Foster	6-14	2-2	4	1	14
Matt Bennett	1-3	0-0	2	0	2
Trey Austin	0-1	0-0	0	0	0
Andy Woodley	0-1	0-0	0	1	0
Octav Morariu	1-1	0-0	0	2	2
Blake Anderson	0-0	0-0	0	0	0
Totals	28-54	17-22	36	24	78

**March 2, 2002
MVC Quarterfinals
St. Louis, Mo.
Creighton 80, UNI 65**

UNI	FG-FGA	FT-FTA	Reb	PF	TP
Erik Smith	0-7	0-0	0	5	0
Aaron Middendorf	3-6	4-4	2	5	12
David Gruber	6-10	1-4	7	2	13
Robbie Sieverding	4-10	5-6	5	1	15
Chris Foster	4-12	4-4	2	2	14
Matt Bennett	1-6	2-2	1	0	5
Trey Austin	0-0	0-0	2	0	0
Andy Woodley	0-1	0-0	1	5	0
Octav Morariu	0-3	0-0	1	2	0
Josh Wright	0-0	0-0	0	0	0
Ryan Paulsen	2-2	0-0	0	0	6
Blake Anderson	0-0	0-0	0	0	0
Totals	20-56	16-20	23	22	65

CU	FG-FGA	FT-FTA	Reb	PF	TP
Michael Lindeman	2-2	2-2	2	0	6
Kyle Korver	1-3	3-4	7	0	6
Brody Deren	7-13	3-4	8	3	17
Larry House	3-6	0-0	2	0	6
Tyler McKinney	0-2	4-4	2	2	4
DeAnthony Bowden	3-5	6-6	2	1	14
Ismael Caro	0-5	0-0	1	1	0
Joe Dabbert	3-3	0-0	6	3	6
Terrell Taylor	2-6	5-5	3	2	9
Jimmy Motz	0-0	0-0	1	1	0
Dan Bresnahan	0-0	0-0	0	0	0
Mike Grimes	5-6	2-2	9	4	12
Totals	26-51	25-27	43	17	80

**March 7, 2003
MVC Play-In Round
St. Louis, Mo.
Indiana State 61, UNI 60**

ISU	FG-FGA	FT-FTA	Reb	PF	TP
Catrel Green	5-9	0-0	5	5	10
Ted Morris	1-3	0-0	2	1	2
Marcus Howard	4-7	2-2	2	1	11
Wilfred Antoine	4-8	0-0	1	2	8
David Moss	1-7	0-0	10	2	2
Darron Evans	1-2	1-1	0	1	3
Lamar Grimes	3-8	0-0	1	3	6
Brian Giesen	9-13	1-4	9	4	19
Totals	28-57	4-7	31	19	61

UNI	FG-FGA	FT-FTA	Reb	PF	TP
David Gruber	6-10	8-12	10	1	20
Matt Schneiderman	2-11	2-2	9	1	6
John Little	1-1	0-0	0	2	3
Ben Jacobson	0-5	3-4	5	0	3
Chris Foster	5-12	4-8	6	2	18
Ryan Paulsen	2-6	2-2	1	1	8
Pete Schmit	1-2	0-0	2	1	2
Jon Godfread	0-1	0-0	2	1	0
Totals	17-48	19-28	36	9	60

**March 6, 2004
MVC Quarterfinals
St. Louis, Mo.
UNI 68, Illinois State 54**

Illinois State (54)	No.	Player	min	fg	fga	ft	fta	reb	ast	pf	tp
21	Arnold	18	1	1	0	2	7	0	3	2	
50	Dilligard	31	2	2	1	2	6	1	1	5	
2	Alexander	17	0	1	0	0	1	0	3	0	
11	Greene	38	5	16	2	2	1	2	3	13	
24	Guidry	34	8	16	3	3	3	0	1	22	
3	Ford	21	1	2	0	0	4	1	5	2	
15	Miller	3	0	0	0	0	0	0	0	0	
25	Plank	14	0	2	0	0	2	0	2	0	
33	Echols	24	4	6	2	4	3	0	3	10	
34	Hill	1	0	0	0	0	0	0	0	0	
Totals		200	21	46	8	13	28	4	21	54	

UNI (68)	No.	Player	min	fg	fga	ft	fta	reb	ast	pf	tp
43	Schneiderman	31	2	6	2	2	3	0	1	7	
42	Gruber	34	8	11	3	5	6	3	2	19	
5	Crawford	32	5	8	2	5	3	2	2	13	
12	Jacobson	37	5	10	2	2	5	2	2	12	
23	McKowen	23	1	4	2	4	1	2	3	4	
2	Bennett	1	0	0	0	0	0	0	0	0	
11	Little	13	0	0	0	0	3	0	0	0	
22	Schmit	17	2	3	5	7	1	2	3	11	
32	Stout	12	1	4	0	0	0	0	3	2	
33	Godfread	1	0	0	0	0	0	0	1	0	
Totals		200	24	46	16	25	28	11	17	68	

UNI IN MVC TOURNAMENTS

March 7, 2004 MVC Semifinals St. Louis, Mo.

UNI 63, Wichita State 56 Wichita State (56)

No.	Player	min	fg	fga	ft	fta	reb	ast	pf	tp
4	Howard	19	4	7	6	8	4	1	5	14
33	Kampman	27	2	5	1	2	2	0	2	7
45	Miller	21	4	9	3	3	5	0	3	11
5	Burns	27	0	6	4	4	5	0	3	4
11	Holman	31	4	11	0	0	1	2	0	10
1	Hogg	23	1	7	0	0	3	0	2	3
10	Liberty	8	0	1	0	0	4	0	3	0
20	Wise	22	2	5	0	0	1	3	1	4
21	Clark	22	1	2	0	0	1	2	2	3
Totals		200	18	53	14	17	31	8	21	56

UNI (63)

No.	Player	min	fg	fga	ft	fta	reb	ast	pf	tp
43	Schneiderman	30	3	7	2	2	5	0	2	9
42	Gruber	32	3	8	2	4	8	1	5	8
5	Crawford	31	2	9	8	9	6	0	1	12
12	Jacobson	38	9	13	4	4	3	0	2	23
23	McKowen	24	2	6	2	2	2	3	1	7
11	Little	19	0	0	0	0	2	0	3	0
22	Schmit	12	0	2	0	0	1	1	0	0
32	Stout	14	2	5	0	0	5	0	2	4
Totals		200	21	50	18	21	36	5	16	63

March 8, 2004 MVC Championship St. Louis, Mo.

UNI 79, Missouri State 74 (2ot)

Missouri State (74)

No.	Player	min	fg	fga	ft	fta	reb	ast	pf	tp
0	Bilyeu	20	3	6	4	5	7	3	3	10
23	Mitchell	39	5	8	0	0	6	1	3	10
25	Randle	24	2	9	0	0	5	0	3	4
1	Andrews	43	8	15	3	5	10	3	5	20
33	Shavies	31	3	12	6	6	3	2	5	20
5	Maclin	26	2	2	0	2	6	0	4	4
12	Smith	30	1	5	3	6	7	0	2	5
15	Ahearn	22	2	8	2	2	0	1	1	7
21	Colwell	2	0	0	0	0	1	0	1	0
24	Fisher	13	0	2	2	2	1	0	5	2
Totals		250	26	67	20	28	50	10	32	74

UNI (79)

No.	Player	min	fg	fga	ft	fta	reb	ast	pf	tp
43	Schneiderman	40	2	8	3	4	7	1	3	8
42	Gruber	45	2	6	8	8	8	1	2	12
5	Crawford	44	3	12	2	4	6	3	5	8
12	Jacobson	47	9	18	3	3	2	3	1	26
23	McKowen	18	1	5	3	4	1	2	3	6
11	Little	14	0	1	1	4	0	0	2	1
22	Schmit	27	1	4	7	10	4	1	3	10
32	Stout	15	4	5	0	1	5	0	1	8
Totals		250	8	28	27	38	41	11	20	79

March 5, 2005 MVC Quarterfinals St. Louis, Mo. Missouri State 70, UNI 62

Missouri State (70)

No.	Player	min	fg	fga	ft	fta	reb	ast	pf	tp
0	Bilyeu	29	2	6	7	9	11	2	3	11
33	Shavies	30	2	7	1	4	2	3	1	6
5	Maclin	28	3	4	1	2	10	2	3	7
3	Chaney	28	5	10	4	4	4	3	3	16
21	Thompson	26	5	12	2	2	3	1	3	16
4	Richards	10	2	3	0	1	0	0	4	4
15	Ahearn	18	2	9	1	2	2	4	0	5
23	Mitchell	18	1	2	0	0	0	0	0	2
30	Easley	11	0	4	0	0	2	2	1	0
41	Frazier	2	1	2	0	0	1	0	1	3
Totals		200	23	59	16	24	20	17	20	70

UNI (62)

No.	Player	min	fg	fga	ft	fta	reb	ast	pf	tp
32	Stout	36	6	10	7	8	7	0	3	19
2	Coleman	31	5	8	4	5	8	1	1	14
5	Crawford	30	3	7	3	4	4	0	5	12
12	Jacobson	33	2	12	2	2	2	1	4	8
23	McKowen	10	0	2	0	0	3	1	0	0
11	Little	22	0	2	0	0	2	1	2	0
13	Viet	1	0	0	0	0	0	0	1	0
21	Foster	28	3	6	2	3	1	6	4	9
22	Schmit	2	0	1	0	0	0	0	0	0
33	Godfread	7	0	0	0	0	0	1	1	0
Totals		200	19	48	18	22	33	11	21	62

March 3, 2006 MVC Quarterfinals St. Louis, Mo.

UNI 57, Missouri State 42

UNI (57)

No.	Player	min	fg	fga	ft	fta	reb	ast	pf	tp
32	Stout	33	5	9	4	6	10	1	0	16
2	Coleman	26	2	5	1	2	10	1	1	5
11	Little	33	2	3	0	1	3	0	3	4
12	Jacobson	40	3	10	4	4	2	6	3	12
23	McKowen	33	3	9	4	4	4	1	2	13
3	Williams	1	0	0	0	0	0	0	1	0
5	Crawford	26	1	4	4	6	5	1	1	7
14	Josten	2	0	1	0	0	0	0	0	0
21	Brown	7	0	1	0	0	0	0	0	0
Totals		200	16	42	17	23	37	10	11	57

Missouri State (42)

No.	Player	min	fg	fga	ft	fta	reb	ast	pf	tp
0	Bilyeu	25	1	9	2	2	6	1	4	4
4	Richards	14	1	1	0	2	0	1	1	2
12	Laurie	19	0	4	0	0	2	0	4	0
15	Ahearn	30	0	5	2	2	2	0	0	2
21	Thompson	26	2	9	0	0	4	2	1	5
2	Lamberth	19	1	4	2	2	1	0	3	4
3	Chaney	30	6	8	0	0	3	1	2	14
30	Easley	22	3	7	2	2	7	2	3	8
41	Frazier	15	1	5	0	0	4	0	1	3
Totals		200	15	52	8	10	31	7	19	42

March 4, 2006 MVC Semifinals St. Louis, Mo. Southern Illinois 55, UNI 46 (ot)

UNI (46)

No.	Player	min	fg	fga	ft	fta	reb	ast	pf	tp
32	Stout	31	3	7	1	2	5	0	4	7
2	Coleman	26	2	4	5	8	7	0	2	9
11	Little	36	3	6	0	0	4	0	5	5
12	Jacobson	43	5	13	2	3	1	5	3	13
23	McKowen	42	0	5	0	0	8	2	4	0
5	Crawford	39	4	13	1	2	5	2	1	11
14	Josten	5	0	0	0	0	0	0	0	0
21	Brown	3	0	1	0	0	1	0	0	0
Totals		225	17	49	9	15	33	9	19	46

Southern Illinois (55)

No.	Player	min	fg	fga	ft	fta	reb	ast	pf	tp
14	Falker	31	2	5	3	3	8	1	3	7
32	Shaw	41	5	7	5	6	6	1	1	15
3	Tatum	43	4	14	4	7	6	3	1	12
10	Mullins	39	4	8	0	0	2	1	2	10
15	Young	43	2	5	0	0	3	6	4	4
4	Brooks	2	0	0	0	0	0	0	1	0
23	Foster	11	2	3	0	0	1	1	1	4
24	Clemmons	12	0	2	0	0	3	0	2	0
35	Boyle	3	1	1	1	2	1	0	3	3
Totals		225	20	45	13	18	31	13	18	55

March 2, 2007 MVC Quarterfinals St. Louis, Mo. Bradley 51, UNI 48

UNI (48)

No.	Player	min	fg	fga	ft	fta	reb	ast	pf	tp
32	Stout	39	7	13	2	2	9	2	1	19
2	Coleman	27	3	9	2	4	6	0	3	8
11	Ahelegbe	17	1	5	0	0	2	2	3	3
14	Josten	40	3	5	2	2	2	2	0	9
23	McKowen	40	2	7	1	2	5	3	2	6
13	Viet	3	0	1	0	0	1	0	1	0
21	Brown	35	1	4	1	1	4	0	4	3
34	Koch									

POST-SEASON HISTORY DETAILS

Appearances 7 (3 DIV. II, 4 DIV. I)
Overall Record 6-8 (5-4 DIV. II, 1-4 DIV. I)

NCAA POST-SEASON HISTORY

UNI has made four appearances in the NCAA tournament since becoming a Division I program in 1980. The Panthers first appearance was in the 1990 season, and made three straight appearances in 2004, 2005 and 2006. UNI also appeared in the Division II playoffs several times.

March 9, 1962 NCAA Regional Tournament Lincoln, Neb. SCI 81, Hamline 68

SCI	FG-FGA	FT-FTA	Reb	PF	TP
Bob Waller	6-13	2-2	4	4	14
Ed Ware	0-1	0-0	0	2	0
Dick Savage	3-6	0-0	2	3	6
Duane Josephson	0-0	0-0	0	0	0
Jerry Holbrook	7-14	2-2	4	4	16
Ray Cull	0-1	0-2	1	0	0
Bob McCool	1-4	0-0	1	5	2
Dick Christy	3-4	0-1	4	4	6
Pete Spoden	12-22	3-6	16	2	27
Paul Balcom	2-4	6-9	15	3	10
Team			2		
Totals	34-69	13-22	49	27	81
Hamline Totals	20-60	28-37	34	19	68

March 10, 1962 NCAA Regional Tournament Lincoln, Neb.

Nebraska Wesleyan 78, SCI 77

SCI	FG-FGA	FT-FTA	Reb	PF	TP
Bob Waller	5-10	2-2	5	1	12
Dick Savage	2-5	0-0	2	4	4
Jerry Holbrook	9-17	4-7	6	2	22
Bob McCool	1-4	0-0	2	3	2
Dick Christy	3-4	3-3	4	4	9
Pete Spoden	10-20	2-4	14	4	22
Paul Balcom	3-6	0-4	10	4	6
Ed Ware	0-1	0-0	0	0	0
Team			5		
Totals	33-67	11-20	48	22	77
Nebraska Wesleyan Totals	27-67	24-31	42	16	78

March 6, 1964 NCAA Midwest Regional Tournament Cedar Falls, Iowa SCI 71, Washington University 56

WU	FG-FGA	FT-FTA	Reb	PF	TP
Ray Cerskus	3-8	2-2	2	4	8
Ed Dancy	7-17	4-4	7	2	18
Ron Jones	1-8	0-1	13	4	2
Ron Jackson	7-14	2-2	6	2	16
Boyd Shelton	2-7	4-4	3	4	8
Bill Roe	1-4	0-0	0	2	2
Steve Levitt	0-0	0-0	0	0	0
George Kramer	1-2	0-0	2	0	2
Chuck Cough	0-0	0-0	1	0	0
Team			5		
Totals	22-62	12-13	39	18	56

SCI	FG-FGA	FT-FTA	Reb	PF	TP
Chuck Nolting	5-12	0-1	10	1	10
Ron Jessen	4-7	4-4	6	5	12
Craig Knepe	6-16	6-6	10	3	18
Duane Josephson	7-21	2-2	4	1	16
Jerry McColley	3-7	5-5	4	2	11
Dennis Przychodzin	0-1	2-4	3	1	2
Herb Justmann	1-1	0-0	0	0	2
Gene Fuelling	0-0	0-0	0	0	0
Totals	26-65	19-22	44	13	71

March 7, 1964 NCAA Midwest Regional Tournament Cedar Falls, Iowa SCI 71, Mankato State 64

SCI	FG-FGA	FT-FTA	Reb	PF	TP
Chuck Nolting	4-10	2-4	6	3	10
Ron Jessen	5-9	3-4	4	2	13
Craig Knepe	4-6	11-13	14	1	19
Duane Josephson	7-20	4-4	6	3	18
Jerry McColley	4-10	3-5	3	2	11
Team			6		
Totals	24-55	23-30	39	11	71

MS	FG-FGA	FT-FTA	Reb	PF	TP
Jim Tetzloff	7-15	4-6	15	2	18
John Seifert	1-7	1-3	3	5	3
Les Sonnabend	5-15	1-2	8	4	11
Joel Hagen	9-14	2-2	1	3	20
Jon Hagen	4-15	0-0	2	4	8
Dave Agard	0-3	1-1	0	0	1
George McKay	1-2	1-1	4	2	3
Team			5		
Totals	27-61	10-15	38	20	64

March 11, 1964 NCAA College Division National Tournament Evansville, Ind. SCI 93, Southeast Missouri 85

SCI	FG-FGA	FT-FTA	Reb	PF	TP
Jerry McColley	5-8	0-1	1	5	10
Ronald Jessen	4-8	11-14	6	3	19
Charles Nolting	1-8	6-8	12	4	8
Duane Josephson	13-23	2-2	7	2	28
Craig Knepe	12-18	2-2	10	2	26
Dennis Przychodzin	0-1	0-0	1	0	0
Herb Justmann	0-1	2-3	0	0	2
Team			6		
Totals	35-67	23-30	37	16	93

SEMO	FG-FGA	FT-FTA	Reb	PF	TP
Bill Jordan	6-15	0-1	5	2	12
Mike Gross	8-23	7-8	11	4	23
Paul Ranson	2-8	1-3	8	5	5
Bob Miller	5-9	0-1	8	0	10
Don Ringstaff	5-16	3-3	5	3	13
Naemon Townsend	9-21	0-0	4	3	18
Asa Kinnaman	0-0	0-0	0	0	0
Larry Rhodes	0-0	0-0	0	0	0
Dwight Turner	0-1	0-0	1	1	0
Thad Thrower	2-2	0-3	9	5	4
Team			11		
Totals	37-95	11-19	51	23	85

March 12, 1964 NCAA College Division National Tournament Evansville, Ind. Evansville 82, SCI 67

UE	FG-FGA	FT-FTA	Reb	PF	TP
Jerry Sloan	8-17	5-5	19	3	21
Buster Briley	7-18	1-1	3	1	15
Ed Zausch	5-14	1-1	21	4	11
Jim Smith	0-4	2-2	3	2	2
Larry Humes	6-9	3-4	0	1	15
Sam Watkins	1-10	0-0	0	7	1
Wayne Boultinghouse	3-6	0-1	1	2	6
Paul Bullard	2-7	2-2	9	4	6
Russ Grieger	0-6	0-0	1	0	0
Larry Denton	1-1	0-1	3	0	2
Dave Green	1-3	0-0	1	5	2
Allen McCutchan	0-1	0-0	2	0	0
Team			9		
Totals	34-96	14-17	70	23	82

SCI	FG-FGA	FT-FTA	Reb	PF	TP
Jerry McColley	1-2	5-6	2	3	7
Ronald Jessen	5-15	5-8	5	1	15
Charles Nolting	1-4	4-4	3	2	6
Duane Josephson	6-17	1-2	3	3	13
Craig Knepe	7-16	5-6	4	2	19
Gene Fuelling	0-0	0-0	0	0	0
Dan McCleary	0-2	0-1	2	0	0
Barry Remington	0-1	1-2	1	1	1
Dennis Przychodzin	1-2	0-0	0	0	2
Herb Justmann	1-3	0-0	1	0	2
Larry Goodrich	1-3	0-0	2	1	2
Team			12		
Totals	23-65	21-29	23	13	67

UNI IN NCAA TOURNAMENTS

March 13, 1964
NCAA College Division National Tournament
 Evansville, Ind.
 North Carolina A&T 91, SCI 72

NC	FG-FGA	FT-FTA	Reb	PF	TP
Maurice McHartley	14-27	2-3	10	2	30
Wiley Briggs	3-10	2-2	6	0	8
James Webber	3-9	3-4	8	2	9
James Jackson	5-12	0-0	6	1	10
Warren Davis	11-15	0-0	14	3	22
Irving Mulcare	0-1	0-0	0	0	0
Robert Saunders	4-8	2-2	0	2	10
Ronald Wills	1-1	0-0	1	0	2
Team			12		
Totals	41-85	9-11	45	10	91

SCI	FG-FGA	FT-FTA	Reb	PF	TP
Jerry McColley	3-8	0-2	4	2	6
Ronald Jessen	11-20	0-0	6	0	22
Charles Nolting	6-14	2-3	4	2	14
Duane Josephson	5-17	2-2	4	1	12
Craig Knepp	5-11	4-4	5	2	14
Gene Fuelling	0-1	0-0	0	1	0
Dan McCleary	0-1	0-0	0	0	0
Barry Remington	0-0	0-0	0	0	0
Dennis Przychodzin	1-5	0-0	1	1	2
Herb Justmann	1-2	0-0	0	1	2
Team			15		
Totals	32-79	8-11	24	10	72

March 2, 1979
NCAA Division II North Central Regionals
 Omaha, Neb.
 UNI 84, Nebraska-Omaha 72

UNI	FG-FGA	FT-FTA	Reb	PF	TP
Ron Lemons	10-15	1-2	9	3	21
Steve Peters	5-9	2-2	3	2	12
Bill Jones	2-8	0-0	2	3	4
Mike Kemp	6-12	0-0	3	2	12
Mark Long	3-4	2-4	4	1	8
Jay Imhoff	0-0	1-2	0	0	1
Rod Underwood	0-3	2-2	2	1	2
Mike Clark	0-1	3-4	4	0	3
Tony Hauptert	8-14	5-7	4	4	21
Team			7		
Totals	34-66	16-23	39	16	84

UNO	FG-FGA	FT-FTA	Reb	PF	TP
Glenn Moberg	3-5	1-2	6	5	7
Rick Wilks	4-10	1-2	1	2	9
Steve Criss	4-7	0-0	4	1	8
Derrick Jackson	7-20	2-2	1	1	16
Vernon Manning	0-5	0-0	3	2	0
Todd Trofholz	1-2	0-0	1	1	2
Robbie Robinson	1-1	1-2	3	2	3
Jim Gregory	6-12	3-3	8	1	15
Todd Freeman	2-4	0-0	1	1	4
John Eriksen	4-7	0-1	7	2	8
Team			4		
Totals	32-73	8-12	39	18	72

March 3, 1979
NCAA Division II North Central Regionals
 Omaha, Neb.
 Wisconsin-Green Bay 56, UNI 50

UWGB	FG-FGA	FT-FTA	Reb	PF	TP
Joe Mauel	4-8	3-3	7	2	11
Charlie Lorenzi	0-0	0-0	4	4	0
Ron Ripley	5-9	4-4	3	4	14
Rory Lindgren	8-15	7-8	2	2	23
Paul Anderson	1-4	1-2	1	0	3
Dave Hanson	1-6	0-1	1	1	2
Mike Hanrahan	0-2	0-0	0	0	0
Casey Zakowski	0-2	0-0	1	0	0
Kirk Etten	0-0	0-0	0	0	0
Sam Stuessy	0-0	0-0	0	0	0
Bob Hunn	0-1	0-0	1	0	0
Jim Zill	1-2	1-1	3	3	3
Team			5		
Totals	20-49	16-19	28	16	56

UNI	FG-FGA	FT-FTA	Reb	PF	TP
Ron Lemons	8-10	2-2	10	1	18
Steve Peters	1-6	2-2	1	2	4
Bill Jones	0-0	0-0	1	1	0
Mike Kemp	6-11	0-0	2	3	12
Mark Long	2-3	0-0	1	5	4
Jay Imhoff	0-0	0-0	0	1	0
Rod Underwood	0-3	0-0	0	0	0
Mike Clark	1-1	0-0	1	5	2
Tony Hauptert	3-5	4-6	3	4	10
Team			5		
Totals	21-39	8-10	24	22	50



March 16, 1990
NCAA First Round
Richmond, Va.
#14 UNI 74, #3 Missouri 71

UNI	FG-FGA	FT-FTA	Reb	PF	TP
Cedric McCullough	3-8	0-0	4	3	6
Steve Phylfe	1-2	0-0	4	3	2
Jason Reese	6-12	6-8	15	5	18
Dale Turner	3-6	3-5	3	0	10
Troy Muilenburg	5-9	4-6	1	1	16
Maurice Newby	3-5	0-0	0	0	9
Jonathan Cox	1-1	0-1	1	3	2
Cam Johnson	0-1	0-0	0	1	0
Brad Hill	3-6	2-4	5	2	11
Nick Pace	0-0	0-0	0	0	0
Totals	25-50	15-24	33	18	74

UM	FG-FGA	FT-FTA	Reb	PF	TP
John McIntyre	3-7	0-0	2	4	9
Doug Smith	9-17	2-4	12	5	20
Nathan Buntin	6-14	9-9	7	2	21
Lee Coward	5-11	0-0	4	4	10
Anthony Peeler	1-7	1-2	3	1	3
Travis Ford	1-3	0-0	0	1	3
Jim Horton	0-0	0-0	0	1	0
Jamal Coleman	0-0	0-0	0	1	0
Jeff Warren	1-3	3-5	3	3	5
Totals	26-61	15-20	35	22	71

March 18, 1990
NCAA Second Round
Richmond, Va.
#6 Minnesota 81, #14 UNI 78

UNI	FG-FGA	FT-FTA	Reb	PF	TP
Cedric McCullough	1-2	0-0	3	3	2
Steve Phylfe	3-4	1-2	5	3	5
Jason Reese	12-15	5-7	10	4	29
Dale Turner	3-8	0-0	4	2	9
Troy Muilenburg	7-17	2-2	2	4	20
Maurice Newby	3-11	0-0	3	1	8
Jonathan Cox	0-0	0-0	0	2	0
Brad Hill	1-3	3-4	3	5	5
Nick Pace	0-1	0-0	1	0	0
Totals	29-61	11-15	32	24	78

UM	FG-FGA	FT-FTA	Reb	PF	TP
Richard Coffey	2-3	0-0	2	4	4
Willie Burton	13-17	9-12	12	3	36
Jim Shikenjanski	3-8	3-6	1	4	9
Kevin Lynch	5-13	1-1	3	0	12
Melvin Newbern	3-10	0-2	5	3	8
Nate Tubbs	0-0	0-1	1	0	0
Connell Lewis	0-1	0-0	0	1	0
Rob Metcalf	0-0	0-0	1	1	0
Walter Bond	4-6	4-4	5	1	12
Bob Martin	0-1	0-0	4	1	0
Totals	30-59	17-26	37	18	81

March 19, 2004
NCAA First Round
Milwaukee, Wis.
#3 Georgia Tech 65, #14 UNI 60

UNI (60)	No.	Player	min	fg	fga	ft	fta	reb	ast	pf	tp
43	Schneiderman	34	5	10	1	2	5	2	4	15	
42	Gruber	36	7	10	2	3	5	2	2	16	
12	Jacobson	40	2	14	3	3	5	5	1	9	
23	McKowen	30	2	6	0	0	3	3	3	6	
5	Crawford	36	4	9	2	2	6	2	3	12	
11	Little	6	0	1	0	0	0	0	1	0	
2	Bennett	1	0	0	0	0	0	0	0	0	
22	Schmit	6	0	3	0	0	0	1	1	0	
32	Stout	8	1	1	0	0	1	0	1	2	
33	Godfread	3	0	0	0	0	0	0	0	0	
Totals		200	21	54	8	10	28	15	16	60	

Georgia Tech (65)	No.	Player	min	fg	fga	ft	fta	reb	ast	pf	tp
55	McHenry	16	5	8	0	0	3	1	0	10	
12	Schenscher	31	4	7	5	6	4	1	2	13	
1	Elder	29	5	11	0	0	4	0	2	12	
24	Lewis	28	0	3	0	0	7	0	2	0	
3	Jack	24	1	4	4	5	6	3	3	6	
11	Bynum	19	5	8	0	0	2	2	1	11	
2	Muhammad	19	2	3	0	1	2	1	2	4	
42	Moore	23	3	9	0	0	3	2	1	9	
44	Tarver	10	0	2	0	0	3	0	1	0	
5	West	1	0	0	0	0	0	0	0	0	
Totals		200	25	55	9	12	37	10	14	65	

March 18, 2005
NCAA First Round
Oklahoma City, Okla.
#6 Wisconsin 57, #11 UNI 52

UNI (52)	No.	Player	min	fg	fga	ft	fta	reb	ast	pf	tp
32	Stout	35	3	7	2	2	8	1	1	8	
2	Coleman	33	4	8	0	2	10	1	3	8	
5	Crawford	37	6	14	1	1	10	1	3	13	
12	Jacobson	38	8	18	1	1	3	3	1	20	
21	Foster	24	1	4	0	0	1	1	3	3	
11	Little	12	0	0	0	0	0	0	2	0	
22	Schmit	5	0	0	0	0	0	0	0	0	
23	McKowen	11	0	2	0	0	0	1	2	0	
33	Godfread	5	0	0	0	0	0	0	0	0	
Totals		200	22	53	4	8	35	8	15	52	

Wisconsin (57)	No.	Player	min	fg	fga	ft	fta	reb	ast	pf	tp
42	Tucker	35	2	8	2	2	5	2	1	6	
44	Morley	28	0	3	0	0	4	6	4	0	
54	Wilkinson	32	3	6	0	2	11	3	1	7	
1	Chambliss	26	5	11	0	0	3	0	1	15	
13	Hanson	30	2	5	0	0	3	1	1	6	
4	Nixon	10	1	2	0	0	1	0	0	3	
21	Helmigk	8	2	3	0	0	1	0	0	4	
22	Flowers	5	0	1	0	0	1	0	0	0	
23	Taylor	20	5	9	4	6	0	2	1	16	
32	Butch	6	0	0	0	0	0	0	2	0	
Totals		200	20	48	6	10	30	14	13	57	



March 17, 2006
NCAA First Round
Dayton, Ohio
#7 Georgetown 54, #10 UNI 49

UNI (49)	No.	Player	min	fg	fga	ft	fta	reb	ast	pf	tp
32	Stout	36	1	8	3	6	8	2	3	5	
2	Coleman	22	3	3	1	2	3	0	2	7	
11	Little	39	6	9	0	0	6	0	5	17	
12	Jacobson	37	6	15	0	0	3	3	3	14	
23	McKowen	34	0	5	4	4	0	4	0	4	
5	Crawford	29	1	8	0	0	9	1	2	2	
14	Josten	1	0	0	0	0	0	0	0	0	
21	Brown	2	0	0	0	0	0	0	0	0	
Totals		200	17	48	8	12	31	10	15	49	

Georgetown (54)	No.	Player	min	fg	fga	ft	fta	reb	ast	pf	tp
1	Bowman	31	3	7	0	0	7	3	0	6	
32	Green	37	0	5	2	3	7	2	3	2	
55	Hibbert	26	8	10	1	3	9	0	5	17	
0	Cook	28	4	8	4	4	3	2	3	14	
2	Wallace	33	2	6	0	0	0	2	0	5	
20	Owens	22	1	4	2	4	3	3	1	4	
21	Sapp	20	2	5	0	0	2	2	0	6	
22	Crawford	3	0	1	0	0	0	0	0	0	
Totals		200	20	46	9	14	32	15	12	54	



UNI POSTSEASON RECORDS

INDIVIDUAL

Points

31, Cam Johnson vs. Tulsa, March 6, 1994 (MVC)

Field Goals

13, Duane Josephson vs. Southeast Missouri, March 11, 1964 (NCAA)

Field Goal Percentage (min. 5 att.)

889, David Gruber vs. Evansville, March 1, 2002 (8-9) (MVC)

Free Throws

11, Craig Knepe vs. Mankato State, March 7, 1964 (NCAA);
Ronald Jessen vs. Evansville, March 11, 1964 (NCAA)

Free Throw Attempts

14, Ronald Jessen vs. Evansville, March 11, 1964 (NCAA)

Free Throws, No Misses

8-8, David Gruber vs. Missouri State, March 8, 2004 (MVC)

Rebounds

16, Pete Spoden vs. Hamline, March 9, 1962 (NCAA)

TEAM

Points

93 vs. Southeast Missouri, March 11, 1964 (NCAA)

Opponent

91, North Carolina A&T, March 13, 1964 (NCAA);
Southern Illinois, February 27, 1998 (MVC)

Field Goals

35 vs. Southeast Missouri, March 11, 1964 (NCAA)

Opponent

41, North Carolina A&T, March 13, 1964 (NCAA)

Field Goal Attempts

79 vs. North Carolina A&T, March 13, 1964 (NCAA)

Opponent

96, Evansville, March 12, 1964 (NCAA)

Field Goal Percentage

.538 (21-39) vs. Wisconsin-Green Bay, March 3, 1979 (NCAA)

Opponent

.564 (22-39), Illinois State, March 7, 1992 (MVC)

Free Throws

27 vs. Missouri State, March 8, 2004 (MVC)

Opponent

28, Hamline, March 9, 1962 (NCAA)

Free Throw Attempts

38 vs. Missouri State, March 8, 2004 (MVC)

Opponent

37, Hamline, March 9, 1962 (NCAA)

Free Throw Percentage

.863 (19-22) vs. Washington University, March 6, 1964 (NCAA)

Opponent


.926 (25-27), Creighton, March 2, 2002 (MVC)

Rebounds

49 vs. Hamline, March 9, 1962 (NCAA)

Opponent

70, Evansville, March 12, 1964 (NCAA)



YEAR-BY-YEAR RESULTS

Year	Games			Own Opp.			Head Coach	Enrollment
	Won	Lost	Ties	Pct.	Pts.	Pts.		
1900-01	3	0	3	.000	--	--	No Coach Designated	911
1901-02	1	1	0	1.000	--	--	No Coach Designated	873
1902-03	2	0	2	.000	--	--	Jones	868
1903-04	5	2	3	.400	--	--	Charles A. Pell	857
1904-05	6	3	3	.500	--	--	Charles A. Pell	812
1905-06	12	6	6	.500	--	--	Charles A. Pell	905
1906-07	9	5	4	.556	312	309	R.F. Seymour	981
1907-08	8	4	4	.500	305	275	R.F. Seymour	1,013
1908-09	12	5	7	.417	290	384	R.F. Seymour	995
1909-10	7	4	3	.571	155	147	Clayton B. Simmons	1,070
1910-11	NO RECORD							1,108
1911-12	10	2	8	.200	145	295	H.F. Pasini	1,094
1912-13	10	6	4	.600	NO RECORD		H.F. Pasini	1,202
1913-14	10	6	4	.600	257	192	Allen P. Berkstresser	1,297
1914-15	12	4	8	.333	266	310	Allen P. Berkstresser	1,406
1915-16	NO RECORD							1,741
1916-17	NO RECORD							1,680
1917-18	10	5	5	.500	244	228	No Coach Designated	1,387
1918-19	8	2	6	.250	135	183	Russel Glaesner	1,125
1919-20	16	7	9	.250	346	375	Ivan Doseff	1,423
1920-21	12	7	5	.583	260	226	Ivan Doseff	1,402
1921-22	11	9	2	.818	254	193	L.L. Mendenhall	1,644
1922-23	11	10	1	.909	301	208	L.L. Mendenhall	2,130
1923-24	12	8	4	.667	242	199	L.L. Mendenhall	2,565
1924-25	11	10	1	.909	301	208	Arthur D. Dickinson	2,648
1925-26	13	10	3	.769	348	273	Arthur D. Dickinson	2,642
1926-27	13	6	7	.462	313	336	Arthur D. Dickinson	2,443
1927-28	15	7	8	.467	411	374	Arthur D. Dickinson	2,304
1928-29	16	12	4	.750	463	377	Arthur D. Dickinson	2,094
1929-30	15	13	2	.867	435	303	Arthur D. Dickinson	2,227
1930-31	12	9	3	.750	406	263	Arthur D. Dickinson	2,169
1931-32	16	10	6	.625	482	263	Arthur D. Dickinson	2,049
1932-33	13	9	4	.692	430	356	Melvin Fritzel	1,562
1933-34	13	8	5	.615	376	362	Arthur D. Dickinson	1,472
1934-35	16	6	10	.375	479	553	Arthur D. Dickinson	1,543
1935-36	16	6	10	.375	447	493	Arthur D. Dickinson	1,771
1936-37	12	5	7	.417	345	345	Arthur D. Dickinson	1,879
1937-38	14	9	5	.648	481	436	O.M. "Hon" Nordly	1,953
1938-39	17	9	8	.529	634	627	O.M. "Hon" Nordly	1,926
1939-40	18	11	7	.611	630	622	O.M. "Hon" Nordly	1,900
1940-41	17	11	6	.647	671	626	O.M. "Hon" Nordly	1,745
1941-42	19	10	9	.526	750	726	O.M. "Hon" Nordly	1,502
1942-43	12	3	9	.250	456	463	O.M. "Hon" Nordly	1,381
1943-44	NO BASKETBALL (War Years)							
1944-45	NO BASKETBALL (War Years)							
1945-46	20	13	7	.650	869	1,008	O.M. "Hon" Nordly	1,233
1946-47	20	6	14	.300	888	937	O.M. "Hon" Nordly	2,475
1947-48#	20	14	6	.700	1,054	895	O.M. "Hon" Nordly	2,846
1948-49#	22	16	6	.727	1,215	1,059	O.M. "Hon" Nordly	3,083
1949-50#	21	16	5	.762	1,340	1,093	O.M. "Hon" Nordly	2,949
1950-51##23	14	9		.609	1,228	1,162	O.M. "Hon" Nordly	2,688
1951-52	24	14	10	.583	1,397	1,349	O.M. "Hon" Nordly	2,352
1952-53#	25	14	11	.560	1,656	1,708	O.M. "Hon" Nordly	2,239
1953-54	21	6	15	.286	1,330	1,450	O.M. "Hon" Nordly	2,231
1954-55	22	11	11	.500	1,707	1,654	Stanley Hall	2,676

Year	Games			Own Opp.			Head Coach	Enrollment
	Won	Lost	Ties	Pct.	Pts.	Pts.		
1955-56	19	8	11	.421	1,369	1,467	Stanley Hall	3,045
1956-57	22	12	10	.545	1,491	1,489	James H. Witham	3,195
1957-58	23	9	14	.391	1,478	1,492	James H. Witham	3,210
1958-59	23	11	12	.478	1,655	1,678	James H. Witham	3,482
1959-60	23	15	8	.652	1,758	1,605	James H. Witham	3,428
1960-61	21	16	5	.762	1,636	1,355	James H. Witham	3,616
1961-62##24	19	5		.792	1,908	1,628	Norman Stewart	4,070
1962-63	23	15	8	.652	1,741	1,631	Norman Stewart	4,567
1963-64#	27	23	4	.853	2,120	1,838	Norman Stewart	5,147
1964-65	23	16	7	.696	1,744	1,626	Norman Stewart	5,520
1965-66	20	13	7	.650	1,354	1,297	Norman Stewart	6,419
1966-67	22	11	11	.500	1,599	1,634	Norman Stewart	7,409
1967-68	22	15	7	.682	1,139	1,777	Zeke Hogeland	8,213
1968-69##24	15	9		.625	1,991	1,782	Zeke Hogeland	9,058
1969-70	25	13	12	.520	1,795	1,817	Zeke Hogeland	9,494
1970-71	26	6	20	.231	2,005	2,248	Zeke Hogeland	9,723
1971-72	23	10	13	.435	1,736	1,737	Zeke Hogeland	10,546
1972-73	24	11	13	.458	1,795	1,813	Zeke Hogeland	9,846
1973-74	26	4	22	.154	1,687	2,012	James Berry	9,587
1974-75	26	6	20	.231	1,824	2,119	James Berry	8,800
1975-76	26	9	17	.346	1,959	2,102	James Berry	9,777
1976-77	27	9	18	.333	1,927	2,027	James Berry	10,300
1977-78	27	15	12	.556	1,898	1,869	James Berry	10,342
1978-79	29	18	11	.620	2,213	2,055	James Berry	10,343
1979-80	25	12	13	.480	1,656	1,627	James Berry	10,200
1980-81	27	8	19	.296	1,611	1,832	James Berry	11,020
1981-82*	27	12	15	.444	1,649	1,802	James Berry	10,954
1982-83	31	13	18	.419	2,010	2,032	James Berry	10,954
1983-84	28	18	10	.643	1,932	1,945	James Berry	11,204
1984-85	28	12	16	.429	1,821	1,857	James Berry	11,200
1985-86	27	8	19	.296	1,907	1,991	James Berry	11,500
1986-87	28	13	15	.464	2,028	2,054	Eldon Miller	11,500
1987-88	28	10	18	.357	2,172	2,227	Eldon Miller	11,500
1988-89	28	19	9	.679	2,382	2,279	Eldon Miller	11,500
1989-90	32	23	9	.710	2,493	2,328	Eldon Miller	11,500
1990-91	32	13	19	.406	2,170	2,248	Eldon Miller	12,600
1991-92	28	10	18	.357	1,815	1,916	Eldon Miller	12,200
1992-93	27	12	15	.444	1,655	1,778	Eldon Miller	13,163
1993-94	29	16	13	.552	2,174	2,086	Eldon Miller	12,800
1994-95	28	8	20	.400	1,902	2,113	Eldon Miller	12,800
1995-96	27	14	13	.519	2,083	2,039	Eldon Miller	12,800
1996-97	28	16	12	.571	1,996	1,947	Eldon Miller	13,000
1997-98	27	10	17	.370	1,869	1,900	Eldon Miller	13,100
1998-99	27	9	18	.333	1,903	1,961	Sam Weaver	13,221
1999-00	29	14	15	.483	1,798	1,844	Sam Weaver	13,750
2000-01	31	7	24	.226	1,865	2,086	Sam Weaver	13,800
2001-02	29	14	15	.483	2,056	2,118	Greg McDermott	14,200
2002-03	28	11	17	.393	1,830	1,895	Greg McDermott	13,926
2003-04**31	21	10		.677	2,147	2,015	Greg McDermott	13,411
2004-05	32	21	11	.656	2,311	2,127	Greg McDermott	12,651
2005-06	33	23	10	.697	2,165	1,907	Greg McDermott	12,513
2006-07	31	18	13	.581	2,040	1,947	Ben Jacobson	12,260
1900-07	2,079	1,068	1,021	.511				

North Central Conference Title
 ## Shared North Central Conference Title
 * Shared Mid-Continent Conference Title
 ** Missouri Valley Conference Tournament Title

UNIVERSITY

COACHING STAFF

2007-08 PANTHERS

2006-07 REVIEW

OPPONENTS

HISTORY

SEASON RESULTS

1905-06
(Incomplete)

Iowa	L	9-51
------	---	------

1906-07
(5-4)

Iowa	L	16-73
Waterloo West	W	36-34
Waterloo East	W	48-18
Lennox	L	20-33
Leander Clark	L	23-27
Leander Clark	W	46-31
Coe	L	20-39
Waterloo YMCA	W	37-33
Coe	L	28-39
Charles City	W	54-34
Coach—R.F. Seymour		

1907-08
(4-4)

Grinnell	L	23-51
Drake	W	53-27
Waterloo YMCA	W	44-29
Grinnell	L	19-55
Kansas Normal	L	26-32
Leander Clark	W	38-23
Iowa	L	29-33
Charles City	W	73-25
Coach—R.F. Seymour		

1908-09
(5-7)

Ellsworth	W	53-26
Waterloo West	W	44-22
Grinnell	L	19-53
Iowa	L	12-42
Grinnell	L	5-33
Leander Clark	W	32-24
Waterloo YMCA	W	43-20
Iowa	L	9-49
Leander Clark	W	34-27
Missouri North	L	16-38
Kansas Normal	L	8-24
Des Moines YMCA	L	14-31
Coach—R.F. Seymour		

1909-10
(4-3)

Charles City	L	23-26
Waterloo YMCA	L	11-27
Iowa	L	11-34
Kansas Normal	W	23-17
Cornell	W	34-33
Cornell	W	22-10
Waterloo YMCA	W	31-20
Coach—Clayton B. Simmons		

1910-11
(Incomplete)

Iowa	L	17-43
------	---	-------

1911-12
(2-8)

Lennox	W	36-11
Coe	L	21-24
Leander Clark	L	25-32
Charles City	L	17-49
Iowa	L	8-28
Leander Clark	W	19-13
Cornell	L	16-50
Cornell	L	17-32
Coe	L	9-35
Iowa	L	16-21
Coach—H.F. Pasini		

1912-13
(6-4)

Iowa	L	20-24
Iowa	L	15-21
Coach—H.F. Pasini		

1913-14
(6-4)

Iowa	L	20-21
Drake	L	12-24
Parsons	W	22-14
St. Joseph	W	23-21
Upper Iowa	L	25-29
Charles City	W	43-15
Iowa	L	14-27
St. Joseph	W	27-13
Drake	W	37-12
Charles City	W	34-16
Coach—Allen P. Berkstreser		

1914-15
(4-8)

Grinnell	L	11-46
Iowa	L	16-44
Drake	L	16-21
Des Moines	L	25-41
Wisconsin Normal	W	19-12
Upper Iowa	W	27-15
Central	W	33-8
Kansas Normal	L	14-26
Dubuque	L	15-17
Wisconsin Normal	L	22-36
Dubuque Gorman	W	47-16
Beloit	L	20-28
Coach—Allen P. Berkstreser		

1915-16
(No Record)

Coach—Allen P. Berkstreser

1916-17
(Partial Record)

Iowa State	L	15-22
Iowa	L	15-33
Coach—Allen P. Berkstreser		

1917-18
(5-5)

Waterloo YMCA	W	29-13
Cornell	L	23-34
Dubuque	W	40-17
Grinnell	W	20-19
Coe	L	33-34
Dubuque	W	17-13
Upper Iowa	L	29-30
Upper Iowa	W	21-13
Coe	L	17-20
Creighton	L	15-35
No Coach Designated		

1918-19
(2-6)

Camp Dodge	L	23-29
Des Moines	W	14-12
Cornell	L	23-25
Coe	L	13-26
Grinnell	L	17-18
Des Moines	L	20-31
Coe	W	19-16
Upper Iowa	L	6-26
Coach—Russell Glaesner		

1919-20
(7-9)

Cedar Valley	W	15-14
Cornell	L	13-22
Iowa State	L	19-28
William Penn	W	28-13
Waterloo Legion	W	32-22
Cornell	L	12-34
Iowa Wesleyan	W	31-27
Dubuque	L	18-36
Parsons	W	33-15
Dubuque	L	11-47
Lennox	L	24-25
Des Moines	W	33-16
Lennox	L	15-18
Des Moines	L	8-16
Simpson	L	22-34
Upper Iowa	W	32-8
Coach—Ivan Doseff		

1920-21
(7-5)

Parsons	L	14-24
Iowa Wesleyan	L	14-29
Lennox	W	24-22
Buena Vista	W	32-6
Morningside	W	21-14
Des Moines	L	14-21
Dubuque	L	18-35
Lennox	W	23-15
Iowa Wesleyan	W	29-5
Upper Iowa	W	25-10
Dubuque	L	20-34
Buena Vista	W	26-11
Coach—Ivan Doseff		

1921-22
(9-2)

Luther	L	13-17
Luther	W	24-18
Simpson	W	28-24
Still	W	31-14
William Penn	W	25-8
Buena Vista	W	26-17
Upper Iowa	L	18-24
Simpson	W	23-18
William Penn	W	20-16
Still	W	26-21
Upper Iowa	W	20-16
Coach—L.L. Mendenhall		

1922-23
(10-1)

Cornell	W	22-21
Still	W	33-16
Luther	W	34-16
William Penn	W	27-17
Simpson	W	15-12
Still	W	23-17
Upper Iowa	W	28-13
William Penn	W	29-17
Simpson	W	28-19
Cornell	L	23-24
Upper Iowa	W	25-13
Coach—L.L. Mendenhall		

1923-24
(8-4)

Hamilton	W	21-9
Hamilton	W	33-20
William Penn	W	23-14
William Penn	W	26-22
Iowa Wesleyan	W	25-8
Parsons	W	17-13
Simpson	L	10-25
Upper Iowa	W	19-14
Iowa Wesleyan	L	15-17
Upper Iowa	W	31-17
Simpson	L	10-22
Parsons	L	12-16
Coach—L.L. Mendenhall		

1924-25
(10-1)

Ellsworth	W	20-18
Dubuque	W	26-24
William Penn	W	34-16
Upper Iowa	W	31-15
Simpson	W	27-16
Dubuque	W	38-25
Parsons	W	28-22
Upper Iowa	W	19-7
Simpson	L	22-25
Parsons	W	27-23
William Penn	W	29-17
Coach—A.D. Dickinson		

1925-26
(10-3)

Central	W	32-22
Iowa Wesleyan	W	34-14
William Penn	W	33-31
Central	W	24-14
William Penn	L	18-25
Simpson	W	27-24
Upper Iowa	W	18-13
Parsons	W	20-19
Parsons	L	20-31
Iowa Wesleyan	W	36-23
Upper Iowa	W	37-12
Luther	L	14-21
Luther	W	35-24
Coach—A.D. Dickinson		

1926-27
(6-7)

Cornell	L	22-24
Coe	L	14-15
Coe	W	23-20
Upper Iowa	L	16-24
William Penn	W	35-22
Central	L	22-37
Iowa Wesleyan	W	24-19
Parsons	L	17-27
William Penn	W	34-33
Parsons	L	17-27
Iowa Wesleyan	W	42-24
Central	L	16-44
Upper Iowa	W	31-20
Coach—A.D. Dickinson		

1927-28
(7-8)

Cornell	W	34-31
Luther	L	22-25
Upper Iowa	L	23-24
Iowa Wesleyan	L	20-36
Parsons	L	28-39
Luther	L	16-19
William Penn	W	28-19
Upper Iowa	W	32-22
Central	W	33-18
Buena Vista	W	40-17
Des Moines	L	16-23
Parsons	L	23-25
William Penn	W	42-33
Central	W	33-17
Iowa Wesleyan	L	21-26
Coach—A.D. Dickinson		

1928-29
(12-5)

Cornell	L	23-34
Coe	L	18-24
Columbia	W	26-20
Columbia	W	24-22
Luther	L	20-21
Dubuque	W	33-21
Parsons	W	37-29
William Penn	W	43-28
Upper Iowa	W	38-16
Luther	L	21-27
Des Moines	W	41-30
West Union	W	29-26
Upper Iowa	W	25-19
Central	W	26-19
William Penn	W	34-25
Parsons	W	25-16
Iowa State	L	27-29
Coach—A.D. Dickinson		

1929-30
(13-2)

Cornell	L	20-22
Coe	W	21-14
Columbia	W	26-22
Parsons	W	39-14
William Penn	W	23-19
Simpson	W	30-28
Upper Iowa	W	30-19
Parsons	W	27-18
William Penn	W	21-17
Luther	L	20-28
Upper Iowa	W	42-21
Simpson	W	34-27
Columbia	W	24-19
Dubuque	W	43-10
Luther	W	35-25
Coach—A.D. Dickinson		

1930-31
(9-3)

Coe	W	27-17
Dubuque	W	47-13
Simpson	W	47-17
Luther	L	12-25
Parsons	W	41-22
Dubuque	W	23-16
Columbia	L	28-35
Simpson	W	35-30
Luther	L	17-27
Parsons	W	38-24
William Penn	W	55-13
Columbia	W	36-24
Coach—A.D. Dickinson		

**1931-32
(10-6)**

Oklahoma A&M	W	29-27
Coe	W	29-26
Carleton	L	18-31
Hamline	L	22-29
Columbia	W	32-24
Simpson	W	41-24
Luther	L	14-25
Central	L	19-32
Columbia	W	35-18
Luther	L	21-34
William Penn	W	47-20
Parsons	W	33-30
Simpson	W	36-24
Parsons	W	32-30
William Penn	W	37-31
Central	L	37-43
Coach—A.D. Dickinson		

**1932-33
(9-4)**

Coe	L	32-34
Iowa State	L	23-29
Hamline	W	28-22
Columbia	W	49-17
Luther	W	32-29
Parsons	W	40-37
William Penn	W	41-25
Columbia	L	40-44
Simpson	W	26-22
William Penn	L	40-44
Parsons	W	27-24
Luther	W	30-27
Simpson	L	22-26
Coach—Melvin Fritzel		

**1933-34
(9-5)**

Columbia	W	34-17
Grinnell	W	34-33
Coe	W	27-18
Grinnell	L	22-30
Cornell	W	34-32
Cornell	L	30-35
Coe	L	29-31
Columbia	L	20-36
Simpson	W	29-27
Luther	W	35-21
William Penn	L	31-38
Luther	W	36-24
Simpson	W	28-24
William Penn	W	42-25
Coach—A.D. Dickinson		

**1934-35
(6-10)**

Grinnell	W	25-24
William Penn	L	20-21
Coe	L	25-30
Luther	W	36-32
Cornell	L	25-37
Morningside	L	42-49
Grinnell	L	24-43
Simpson	W	28-25
Luther	L	24-29
Morningside	W	47-38
Cornell	L	37-48
Omaha	L	31-45
Simpson	W	34-31
Coe	L	29-33
William Penn	W	29-26
Omaha	L	23-42
Coach—A.D. Dickinson		

**1935-36
(6-10)**

Coe	L	15-16
Morningside	W	23-22
South Dakota	L	28-41
South Dakota State	W	32-30
Coe	L	21-28
North Dakota	L	31-43
Morningside	L	30-33
South Dakota	W	27-26
South Dakota State	L	37-39
North Dakota State	L	23-31
North Dakota	L	29-52
North Dakota State	L	25-35
Omaha	W	37-26
Omaha	L	21-34
Luther	W	29-18
Luther	W	39-19
Coach—A.D. Dickinson		

**1936-37
(5-7)**

Grinnell	W	22-18
Coe	L	21-22
North Dakota	L	23-25
Grinnell	L	38-46
South Dakota State	W	36-35
Morningside	L	22-25
Morningside	L	16-32
Omaha	W	33-24
North Dakota State	L	23-28
Coe	W	35-34
South Dakota	L	30-34
Omaha	W	46-31
Coach—A.D. Dickinson		

**1937-38
(9-5)**

Iowa State	L	26-30
Washington University	W	36-32
Coe	W	46-41
Coe	W	40-21
Iowa State	L	28-35
Omaha	W	33-30
North Dakota	L	33-42
North Dakota State	W	34-25
South Dakota State	W	29-18
South Dakota	W	28-22
Omaha	W	55-43
Morningside	W	29-23
Hamline	L	30-33
Morningside	L	34-41
Coach—O.M. Nordly		

**1938-39
(9-8)**

Coe	W	36-26
Hamline	L	33-35
Western Illinois	W	51-43
Iowa State	W	38-29
Coe	W	39-32
Grinnell	L	36-52
Iowa State	L	32-43
North Dakota	W	35-23
Morningside	L	34-48
Grinnell	L	25-29
South Dakota	L	38-50
South Dakota State	L	41-50
Omaha	W	53-24
North Dakota State	W	45-43
Omaha	W	24-19
Western Illinois	L	32-58
Morningside	W	42-17
Coach—O.M. Nordly		

**1939-40
(11-7)**

Coe	W	40-27
Grinnell	W	40-38
Coe	W	39-38
Northeast Missouri	W	30-28
Southwest Louisiana	W	37-29
Coe	L	23-29
Detroit	L	28-29
Western Illinois	L	24-34
South Dakota State	W	36-31
South Dakota	L	26-39
North Dakota State	L	40-44
North Dakota	W	32-30
Omaha	W	43-32
Grinnell	W	33-32
Morningside	W	40-33
Northeast Missouri	L	40-42
Omaha	L	39-48
Morningside	W	40-39
Coach—O.M. Nordly		

**1940-41
(11-6)**

St. Thomas	L	24-35
Coe	W	49-38
Southwest Louisiana	W	49-24
Wayne State	W	32-29
North Dakota	W	49-40
Western Illinois	L	50-52
South Dakota	L	37-45
South Dakota State	W	49-36
Omaha	L	27-47
Chicago Technical	W	20-19
Coe	W	40-36
North Dakota State	W	61-53
Chicago Technical	W	24-22
Morningside	W	56-42
Omaha	W	27-19
Wayne State	L	36-41
Morningside	L	41-48
Coach—O.M. Nordly		

**1941-42
(10-9)**

St. Thomas	L	36-44
Chicago Technical	L	31-34
Milwaukee Technical	L	33-50
Chicago Technical	W	44-33
Morningside	L	22-34
Grinnell	L	39-47
South Dakota State	W	38-37
Western Illinois	W	40-35
North Dakota State	L	33-44
Omaha	W	43-35
South Dakota	W	48-26
Luther	W	48-39
Western Illinois	W	60-45
North Dakota	W	50-38
North Dakota State	L	34-38
Omaha	W	47-42
Luther	L	21-32
Morningside	L	35-42
Grinnell	W	48-31
Coach—O.M. Nordly		

**1942-43
(3-9)**

Loras	L	35-50
South Dakota State	L	27-46
Loras	L	36-38
Grinnell	W	44-28
Iowa State	L	33-34
North Dakota	L	28-32
Augustana	W	58-36
South Dakota	L	32-35
Morningside	L	33-36
South Dakota State	L	42-46
Augustana	L	38-40
Morningside	W	50-42
Coach—O.M. Nordly		

1943-44

No Basketball (War Years)

1944-45

No Basketball (War Years)

**1945-46
(13-7)**

Grinnell	W	96-32
Drake	L	33-36
St. Ambrose	W	75-32
Northern Illinois	W	58-38
South Dakota State	W	60-28
Simpson	W	61-39
South Dakota State	L	40-49
Augustana	W	53-41
Loras	W	48-43
South Dakota	W	50-45
Morningside	L	47-49
Simpson	W	52-44
Augustana	W	46-32
St. Ambrose	W	45-35
Ottumwa P-F	W	46-42
Hamline	L	38-51
Ottumwa P-F	L	37-71
Loras	L	43-56
Montana State	W	58-42
Pepperdine	L	22-64
Coach—O.M. Nordly		

**1946-47
(6-14)**

Ottumwa P-F	W	53-40
Hamline	L	44-48
Iowa State	L	36-47
St. Ambrose	W	47-37
Western Illinois	L	39-56
Northern Illinois	L	35-37
Emporia	L	36-46
Ottumwa P-F	L	48-51
Milwaukee Tech College	L	35-44
North Dakota	L	42-45
North Dakota State	W	49-42
South Dakota State	W	60-53
Augustana	L	34-35
Western Michigan	L	36-45
Morningside	W	46-42
South Dakota State	L	48-67
St. Ambrose	W	62-44
Western Illinois	L	42-49
Western Michigan	L	54-63
Augustana	L	42-46
Coach—O.M. Nordly		

**1947-48
(14-6)**

Drake	L	49-58
South Dakota	W	54-29
North Dakota	W	53-39
Simpson	W	54-44
Luther	W	52-38
Gustavus Adolphus	L	48-53
Mankato State	W	68-59
South Dakota State	W	69-42
Iowa State	L	47-52
North Dakota State	W	49-40
South Dakota	W	42-33
Morningside	W	71-49
Luther	W	69-43
Augustana	W	59-37
South Dakota State	L	37-41
Luther	L	40-48
Augustana	W	45-44
Morningside	W	41-40
Luther	W	58-42
San Jose State	L	58-64
Coach—O.M. Nordly		

**1948-49
(16-6)**

Upper Iowa	W	63-35
South Dakota	W	60-46
Nebraska	L	52-63
St. Olaf	W	49-35
Ithaca	W	41-40
Kansas State	L	47-54
Mankato State	W	56-52
St. John's	W	69-45
North Dakota	W	57-41
South Dakota State	W	47-35
Augustana	W	42-40
South Dakota State	W	54-46
Wisconsin River Falls	L	53-55
North Dakota State	W	71-52
North Dakota	L	51-60
Carleton	W	60-48
Morningside	L	55-57
Loras	W	61-52
Augustana	W	51-34
Morningside	W	62-42
Wisconsin River Falls	W	65-64
Emporia	L	49-63
Coach—O.M. Nordly		

**1949-50
(16-5)**

Central	W	70-20
St. Olaf	W	70-56
Central	W	69-47
Nebraska	L	54-60
North Dakota	L	63-66
Fresno State	W	64-42
Wisconsin-LaCrosse	W	48-43
Wisconsin River Falls	W	63-49
South Dakota State	W	68-59
South Dakota	W	68-43
Morningside	W	75-56
North Dakota	L	66-70
North Dakota State	W	57-48
Loras	L	59-64
North Dakota State	W	57-45
South Dakota	L	44-60
Morningside	W	65-53
Augustana	W	85-44
Augustana	W	62-59
South Dakota State	W	67-66
Carleton	W	59-43
Coach—O.M. Nordly		

SEASON RESULTS

**1950-51
(14-9)**

Mankato State	W	57-39
Carleton	L	48-60
Upper Iowa	W	57-43
Wisconsin-LaCrosse	L	38-48
North Dakota	W	60-51
Nebraska	L	55-63
Hastings	L	57-58
Hastings	L	46-49
Grinnell	L	60-63
North Dakota State	W	56-54
Augustana	W	59-52
South Dakota	W	61-48
Morningside	W	55-53
Loras	W	54-51
North Dakota State	W	50-39
Morningside	W	71-60
South Dakota	L	51-55
South Dakota State	W	51-41
South Dakota State	L	42-55
Augustana	W	56-39
North Dakota State	W	45-40
North Dakota	L	57-63
Augustana	W	42-38

Coach—O.M. Nordly

**1951-52
(14-10)**

North Central	L	46-57
Nebraska	L	44-60
Wartburg	W	70-56
Mankato State	W	58-56
St. Thomas	W	53-51
North Dakota	W	74-53
Coe	W	72-49
Luther	W	62-060
St. Thomas	W	67-51
South Dakota State	W	63-53
South Dakota	W	51-48
North Dakota	L	54-55
North Dakota State	L	57-60
Grinnell	L	46-54
St. Ambrose	W	73-57
North Dakota State	W	39-37
Morningside	L	63-93
South Dakota	L	51-52
Augustana	L	54-58
South Dakota State	W	52-50
Augustana	W	74-60
Morningside	L	57-58
Loras	W	69-68
Carleton	L	48-53

Coach—O.M. Nordly

**1952-53
(14-11)**

St. Thomas	L	51-83
North Central	L	65-83
Mankato State	L	41-77
Wartburg	L	66-73
Loras	W	66-55
North Dakota	W	74-65
Simpson	W	74-69
St. Thomas	L	57-74
South Dakota	W	68-52
Grinnell	L	66-69
Carleton	L	58-67
North Dakota State	W	67-59
South Dakota	W	66-60
Morningside	W	80-77
South Dakota State	W	58-51
Augustana	W	67-60
South Dakota State	L	40-66
North Dakota State	W	71-65

North Dakota	L	73-85
Morningside	W	90-72
Augustana	W	79-63
Carleton	L	62-73
Cornell	W	70-57
St. Ambrose	W	90-78
Stetson	L	57-75

Coach—O.M. Nordly

**1953-54
(6-15)**

Cornell	L	61-65
Wartburg	L	62-64
North Dakota	L	61-71
Loras	L	71-89
St. Thomas	L	42-87
St. Thomas	L	70-86
Macalester	L	54-62
South Dakota	W	64-48
North Dakota State	L	61-65
North Dakota	W	61-53
North Dakota State	W	73-65
South Dakota	L	46-61
Morningside	L	69-79
Grinnell	L	82-84
Augustana	W	65-50
South Dakota State	L	63-70
Morningside	L	58-66
South Dakota State	W	58-54
Augustana	W	87-63
Mankato State	L	57-66
Cornell	L	65-84

Coach—O.M. Nordly

**1954-55
(11-11)**

Loras	W	100-76
Wartburg	W	74-70
Southwest Kansas	L	73-82
North Dakota State	L	63-78
North Dakota	L	67-71
Augustana	W	94-66
Morningside	W	78-71
North Dakota State	L	49-66
Cornell	L	83-93
South Dakota	W	64-61
Cornell	L	60-82
Loras	L	73-81
North Dakota State	W	76-70
South Dakota	L	67-68
Morningside	L	74-83
South Dakota State	W	83-65
South Dakota State	L	70-98
Augustana	W	87-86
Grinnell	L	85-88
North Dakota	W	89-71
Morningside	W	103-71
Augustana	W	95-57

Coach—Stanley Hall

**1955-56
(8-11)**

Grinnell	W	52-73
Cornell	W	75-72
Winona State	W	63-52
North Dakota	L	70-75
Wartburg	L	75-91
Wisconsin-LaCrosse	L	86-102
North Dakota State	L	81-86
North Dakota	L	66-87
South Dakota	W	81-58
North Dakota State	W	76-71
Loras	W	79-69
Augustana	L	59-72
South Dakota State	L	56-93

Augustana	W	81-69
South Dakota State	L	70-88
Morningside	W	72-67
South Dakota	L	64-73
Cornell	L	75-90
Morningside	W	88-79

Coach—Stanley Hall

**1956-57
(12-10)**

Loras	L	66-77
Cornell	L	59-72
Winona State	L	79-81
North Dakota	W	71-48
North Dakota State	W	72-54
Northwest Missouri	W	75-62
Luther	W	68-64
Wartburg	W	91-74
Wisconsin-LaCrosse	W	67-65
South Dakota	L	60-87
Morningside	L	72-78
Wartburg	W	62-59
North Dakota State	W	71-65
South Dakota	L	52-55
South Dakota State	L	62-70
South Dakota State	L	53-82
Augustana	L	67-76
Cornell	W	65-60
Augustana	W	64-55
Morningside	L	51-60
Grinnell	W	76-67
North Dakota	W	88-78

Coach—James Witham

**1957-58
(9-14)**

Detroit Tech	W	85-68
Northwest Missouri	W	57-52
Washburn	L	54-65
Cornell	L	61-62
North Dakota State	L	51-70
North Dakota	W	61-47
Mankato State	W	65-55
Wartburg	W	57-54
Grinnell	W	62-52
Loras	L	71-73
Cornell	L	66-79
South Dakota State	L	67-72
Augustana	L	59-60
South Dakota	L	50-62
North Dakota State	L	58-65
North Dakota	L	56-65
Morningside	L	72-90
South Dakota	L	70-84
Mankato State	W	62-56
Morningside	W	94-55
Wartburg	L	56-62
South Dakota State	L	69-83
Augustana	W	65-51

Coach—James Witham

**1958-59
(11-12)**

Northeast Missouri	L	53-54
Macalester	L	57-70
North Dakota	W	67-59
North Dakota State	L	107-109
Cornell	W	71-64
Mankato State	W	65-59
Gustavus Adolphus	W	85-78
Wartburg	L	61-64
North Dakota State	W	74-72
Morningside	W	72-68
Cornell	L	73-74
South Dakota	L	58-63

Augustana	W	69-52
South Dakota	L	57-69
Morningside	L	75-80
South Dakota State	L	75-92
Augustana	W	70-67
South Dakota State	L	77-99
Wartburg	L	73-78
Loras	L	68-85
Omaha	W	95-73
Hamline	W	80-78
North Dakota	W	73-71

Coach—James Witham

**1959-60
(15-8)**

Northeast Missouri	L	72-86
Macalester	W	65-65
Northern Illinois	L	71-81
Illinois State	L	74-87
North Dakota	W	78-53
Grinnell	W	74-65
Northern Illinois	W	76-62
Mankato State	W	69-63
South Dakota	L	75-86
South Dakota State	L	72-82
Augustana	L	72-76
North Dakota State	W	85-62
Morningside	W	101-69
South Dakota	L	73-77
South Dakota State	W	87-79
Omaha	W	67-60
North Dakota State	W	90-82
North Dakota	W	71-61
Wartburg	L	62-69
Morningside	W	90-64
Loras	W	78-51
Augustana	W	73-61
Hamline	W	73-64

Coach—James Witham

**1960-61
(16-5)**

Nebraska	L	6878
Macalester	W	65-54
Northern Illinois	W	75-56
North Dakota State	W	79-58
St. Ambrose	W	96-60
Wartburg	W	100-53
North Dakota	L	63-65
North Dakota State	W	87-81
Loras	W	80-53
South Dakota	W	71-66
South Dakota State	L	69-77
Morningside	W	87-64
South Dakota	W	71-69
Morningside	W	83-49
South Dakota State	L	81-82
Augustana	W	71-59
Mankato State	L	59-81
Winona State	W	86-67
North Dakota	W	80-66
Wartburg	W	86-64

Coach—James Witham

**1961-62
(19-5)**

Macalester	W	83-57
Winona State	W	64-60
Western Illinois	W	78-75
Parsons	W	69-66
Illinois State	W	95-76
Cornell	W	75-51
South Dakota State	L	67-73
Morningside	L	67-72
South Dakota	L	87-97

Loras	W	84-49
North Dakota State	W	73-51
South Dakota	W	85-60
Augustana	W	92-68
North Dakota State	W	71-58
North Dakota	W	85-79
Wartburg	W	92-67
South Dakota State	W	74-66
Augustana	L	68-71
Mankato State	W	84-74
Morningside	W	98-74
North Dakota	W	78-60
Augustana	W	81-78
Hamline	W	81-68
Nebraska Wesleyan	L	77-78

Coach—Norman Stewart

**1962-63
(15-8)**

Macalester	W	76-65
Winona State	W	91-55
Western Illinois	W	83-69
Nebraska	L	59-78
Bemidji State	W	81-70
Parsons	W	89-75
Cornell	L	66-82
MacMurray	W	80-67
Morningside	W	73-68
South Dakota	L	66-83
Augustana	W	89-61
North Dakota	L	71-76
North Dakota State	W	68-65
South Dakota	W	74-59
Augustana	W	68-64
South Dakota State	L	74-83
South Dakota State	L	79-84
Loras	L	63-71
Mankato State	L	62-79
Morningside	W	79-66
Wartburg	W	75-65
North Dakota	W	84-69
North Dakota State	W	92-77

Coach—Norman Stewart

**1963-64
(23-4)**

Buena Vista	W	80-58
Iowa State	W	59-54
Winona State	W	86-75
Mankato State	W	71-59
North Dakota State	W	78-51
North Dakota	W	63-62
Wartburg	W	85-59
Western Illinois	W	73-68
Northern Illinois	W	70-59
MacMurray	W	75-56
Western Illinois	L	65-75
South Dakota State	W	96-74
Morningside	W	90-62
North Dakota State	W	89-62
South Dakota	W	82-74
Northern Illinois	W	88-80
Augustana	W	89-48
Morningside	W	79-63
South Dakota	W	96-84
North Dakota	W	101-79
South Dakota State	L	51-83
Augustana	W	80-75
Washington University	W	71-56
Mankato State	W	71-64
Southeast Missouri	W	93-85
Evansville	L	67-82
North Carolina A&T	L	72-91

Coach—Norman Stewart

**1964-65
(16-7)**

Iowa State.....	W	54-50
Mankato State.....	L	62-64
Macalester.....	W	78-68
Southern Illinois.....	L	48-67
Washington University.....	L	71-82
North Dakota.....	L	53-69
Western Illinois.....	W	87-73
Northern Illinois.....	W	83-69
Wartburg.....	W	106-80
South Dakota.....	L	66-77
Morningside.....	L	66-72
Winona State.....	W	104-85
South Dakota State.....	W	76-74
North Dakota State.....	W	82-69
North Dakota State.....	W	69-66
North Dakota.....	L	60-63
Northern Illinois.....	W	68-64
Augustana.....	W	73-69
South Dakota State.....	W	88-79
South Dakota.....	W	93-67
Western Illinois.....	W	80-63
Augustana.....	W	74-71
Morningside.....	W	103-86
Coach—Norman Stewart		

**1965-66
(13-7)**

Mankato State.....	W	62-56
Southern Illinois.....	L	43-68
Northeast Missouri.....	W	74-70
Iowa State.....	L	54-73
North Dakota State.....	L	68-74
North Dakota.....	L	55-86
North Dakota.....	L	29-49
Morningside.....	W	78-54
South Dakota State.....	L	56-67
Wartburg.....	W	84-60
South Dakota.....	W	62-49
Augustana.....	W	69-64
South Dakota State.....	L	56-75
North Dakota State.....	W	88-74
North Dakota.....	W	69-61
South Dakota State.....	W	80-67
South Dakota.....	W	70-57
Morningside.....	W	78-62
Augustana.....	W	86-75
Morningside.....	W	93-56
Coach—Norman Stewart		

**1966-67
(11-11)**

Iowa State.....	L	78-79
Western Illinois.....	W	85-80
Southern Illinois.....	L	58-93
Bemidji State.....	W	84-67
Mankato State.....	L	62-64
Northeast Missouri.....	W	79-61
Western Illinois.....	W	88-69
South Dakota State.....	W	76-64
North Dakota State.....	L	56-64
South Dakota.....	L	73-83
Morningside.....	W	74-71
South Dakota.....	L	64-90
North Dakota.....	L	58-64
North Dakota State.....	W	71-64
Morningside.....	W	74-68
South Dakota.....	W	85-80
South Dakota State.....	L	70-75
Augustana.....	L	60-86
Augustana.....	W	81-53
North Dakota.....	L	64-92

North Dakota State.....	L	69-86
South Dakota State.....	W	90-81
Coach—Norman Stewart		

**1967-68
(15-7)**

Culver-Stockton.....	W	111-80
Mankato State.....	W	97-67
Iowa State.....	L	73-99
Western Illinois.....	W	87-74
South Dakota.....	W	88-68
North Dakota.....	L	69-90
North Dakota State.....	W	105-86
South Dakota.....	W	71-69
North Dakota State.....	W	74-71
North Dakota.....	L	72-85
Augustana.....	W	119-98
Central Missouri State.....	W	89-74
North Dakota State.....	W	91-64
South Dakota.....	L	78-89
Morningside.....	W	94-73
South Dakota State.....	W	102-87
South Dakota State.....	L	78-121
Augustana.....	L	77-79
Western Illinois.....	W	111-79
Central Missouri State.....	L	78-79
North Dakota.....	W	94-77
Morningside.....	W	81-68
Coach—Zeke Hogeland		

**1968-69
(15-9)**

Westmar.....	W	89-61
Gustavus Adolphus.....	L	67-78
Montana State.....	L	80-82
Montana.....	L	75-85
Upper Iowa.....	W	90-70
South Dakota State.....	L	71-84
Augustana.....	L	68-75
Augustana.....	W	101-84
South Dakota State.....	L	68-80
North Dakota.....	L	72-77
South Dakota State.....	L	73-92
Gustavus Adolphus.....	W	89-61
Morningside.....	W	81-76
South Dakota.....	W	66-59
Western Illinois.....	W	105-69
North Dakota State.....	W	99-75
Southern Illinois.....	L	55-73
South Dakota.....	W	99-90
North Dakota.....	W	85-60
North Dakota State.....	W	90-85
Mankato State.....	W	80-66
Morningside.....	W	109-63
Augustana.....	W	108-77
North Dakota.....	W	71-60
Coach—Zeke Hogeland		

**1969-70
(13-12)**

Upper Iowa.....	L	65-76
Buena Vista.....	W	70-59
Central.....	W	65-63
Wartburg.....	L	67-83
South Dakota State.....	L	67-74
South Dakota.....	L	76-80
North Dakota.....	W	99-82
Mankato State.....	W	68-50
South Dakota State.....	L	55-56
North Dakota.....	L	59-65
Wayne State.....	L	67-89
North Dakota State.....	L	72-81
North Dakota.....	L	66-71
Mankato State.....	W	72-63
North Dakota State.....	W	71-67

Western Illinois.....	L	85-100
Loras.....	W	79-76
Morningside.....	W	83-73
Morningside.....	W	74-71
South Dakota.....	L	70-81
Central Missouri State.....	W	83-74
Augustana.....	W	69-66
South Dakota State.....	L	72-95
Augustana.....	W	82-67
Mankato State.....	W	59-55
Coach—Zeke Hogeland		

**1970-71
(6-20)**

Bemidji State.....	L	65-69
Southern Illinois.....	L	81-107
Nebraska.....	L	71-95
Wayne State.....	W	70-66
Western Illinois.....	L	69-82
Washington (St. Louis).....	W	74-61
Central Missouri State.....	L	62-96
North Dakota State.....	L	75-77
Mankato State.....	L	67-82
North Dakota.....	L	82-85
Mankato State.....	L	78-84
Morningside.....	L	58-73
South Dakota.....	W	100-92
North Dakota State.....	L	85-100
North Dakota.....	L	77-93
Loras.....	L	73-86
Bradley.....	L	71-117
Augustana.....	W	91-82
South Dakota State.....	L	78-96
South Dakota State.....	L	88-106
Augustana.....	W	86-93
North Dakota State.....	L	71-73
North Dakota.....	W	91-74
Morningside.....	W	78-65
South Dakota.....	L	92-108
Mankato State.....	L	72-86
Coach—Zeke Hogeland		

**1971-72
(10-13)**

Minnesota-Duluth.....	W	87-82
Eastern Illinois.....	L	56-69
Western Illinois.....	L	91-101
Eastern Illinois.....	L	76-79
Central Missouri State.....	W	98-71
South Dakota.....	L	54-82
North Dakota State.....	L	72-80
Mankato State.....	L	79-81
Morningside.....	W	91-60
South Dakota.....	L	74-80
North Dakota State.....	W	69-65
North Dakota.....	L	61-75
Western Illinois.....	L	79-82
Augustana.....	L	75-80
South Dakota State.....	L	72-78
Augustana.....	W	78-65
South Dakota State.....	W	85-81
North Dakota State.....	W	87-75
North Dakota.....	L	61-76
Morningside.....	W	85-74
South Dakota.....	W	89-77
Mankato State.....	W	67-62
Mankato State.....	L	50-62
Coach—Zeke Hogeland		

**1972-73
(11-13)**

Wayne State.....	W	75-60
Ball State.....	L	82-89
Central Ohio.....	W	92-59
Central Missouri.....	L	94-109
Northern South Dakota.....	L	67-74
Mankato State.....	W	73-59
Augustana.....	W	73-69
Mankato State.....	L	54-59
Augustana.....	W	101-78
South Dakota State.....	L	67-78
Eastern Illinois.....	W	75-66
North Dakota State.....	L	64-76
North Dakota.....	L	63-68
Bemidji State.....	L	68-69
South Dakota.....	L	68-80
Morningside.....	W	90-77
Eastern Illinois.....	L	66-96
Mankato State.....	W	65-61
South Dakota State.....	L	58-89
Augustana.....	L	85-104
North Dakota.....	L	62-74
North Dakota State.....	W	91-81
Morningside.....	W	83-61
South Dakota.....	W	79-77
Coach—Zeke Hogeland		

**1973-74
(4-22)**

Wisconsin-Stevens Point.....	L	56-72
Central Missouri State.....	L	65-96
Kansas.....	L	60-94
Western Illinois.....	L	60-64
Westmar.....	W	99-66
Nebraska.....	L	55-73
North Dakota.....	L	54-57
Mankato State.....	W	71-70
Augustana.....	L	59-87
Mankato State.....	L	64-73
Augustana.....	L	63-80
South Dakota State.....	L	76-98
North Dakota State.....	L	55-63
North Dakota.....	L	56-65
Eastern Illinois.....	L	51-81
South Dakota.....	L	76-86
Morningside.....	L	64-75
Briar Cliff.....	W	84-67
Mankato State.....	L	64-83
South Dakota State.....	W	68-67
Augustana.....	L	48-60
Western Illinois.....	L	57-101
North Dakota.....	L	61-75
North Dakota State.....	L	65-97
Morningside.....	L	77-82
South Dakota.....	L	79-80
Coach—James Berry		

**1974-75
(6-20)**

Central Missouri St.....	W	91-90
Western Michigan.....	L	72-101
Nebraska-Omaha.....	L	70-80
Western Illinois.....	L	77-85
Eastern Illinois.....	L	50-78
Iowa State.....	L	70-123
Loras.....	L	67-79
Morningside.....	L	63-77
North Dakota.....	L	53-78
South Dakota State.....	L	63-71
Mankato State.....	W	61-58
Augustana.....	L	66-78
South Dakota State.....	L	71-85
North Dakota State.....	L	46-94
North Dakota.....	L	65-67

South Dakota.....	L	88-90
Morningside.....	W	82-65
Briar Cliff.....	L	65-83
Mankato State.....	W	93-92
South Dakota State.....	L	68-86
Augustana.....	L	73-77
Western Illinois.....	W	98-78
North Dakota.....	L	47-68
North Dakota State.....	L	66-77
Morningside.....	W	86-83
South Dakota.....	L	73-76
Coach—James Berry		

**1975-76
(9-17)**

Dubuque.....	W	88-72
Loras.....	L	70-73
Nebraska-Omaha.....	L	74-76
Western Michigan.....	L	61-91
Wisconsin-Milwaukee.....	W	67-66
Augustana.....	L	61-68
South Dakota State.....	L	59-72
Morningside.....	L	73-81
Western Illinois.....	L	73-99
Mankato State.....	W	84-68
Illinois State.....	L	66-102
Augustana.....	W	68-67
South Dakota State.....	L	68-85
North Dakota State.....	L	70-71
North Dakota.....	L	69-88
South Dakota.....	L	79-97
Morningside.....	L	80-86
Mankato State.....	L	66-80
Eastern Illinois.....	L	69-77
South Dakota State.....	W	77-71
Augustana.....	W	73-65
North Dakota.....	L	77-98
North Dakota State.....	L	85-97
Morningside.....	W	95-74
South Dakota.....	W	112-84
Western Illinois.....	W	95-94
Coach—James Berry		

**1976-77
(9-18)**

Loras.....	W	67-63
Eastern Illinois.....	L	66-72
St. Ambrose.....	W	79-68
Western Illinois.....	W	69-67
Augustana (Ill.).....	L	74-75
Nebraska-Omaha.....	L	68-77
Mankato State.....	L	70-79
South Dakota State.....	W	85-84
Augustana.....	W	78-74
Youngstown State.....	L	46-48
Mankato State.....	L	70-102
Illinois State.....	L	61-74
Augustana.....	L	68-70
South Dakota State.....	L	68-78
North Dakota State.....	L	58-79
North Dakota.....	L	62-65
Nebraska-Omaha.....	W	77-70
South Dakota.....	L	82-87
Morningside.....	W	66-63
Western Illinois.....	L	60-64
Mankato State.....	W	84-72
South Dakota State.....	L	78-87
Augustana.....	L	83-96
North Dakota.....	L	62-66
North Dakota State.....	W	86-80
Morningside.....	L	78-86
South Dakota.....	L	83-85
Coach—James Berry		

SEASON RESULTS

1977-78
(15-12)

Loras	W	88-84
Western Michigan	L	60-68
Western Illinois	L	83-99
Missouri-St. Louis	W	96-79
Wichita State	L	65-81
North Dakota State	W	84-82
Morningside	L	55-61
Augustana	W	71-63
Missouri-St. Louis	W	79-63
Nebraska-Omaha	L	68-70
Augustana (Ill.)	L	77-92
Augustana	L	64-69
South Dakota State	W	61-47
Youngstown State	W	77-65
North Dakota State	W	59-58
North Dakota	L	51-58
South Dakota	W	67-58
OT Morningside	W	64-62
Nebraska-Omaha	L	61-67
South Dakota State	L	49-56
Augustana	W	65-51
Western Illinois	L	76-81
North Dakota	L	60-71
North Dakota State	W	69-63
Morningside	W	83-67
South Dakota	W	79-67
Illinois State	L	76-82

Coach—James Berry

1978-79
(18-11)

Wisconsin-Platteville	W	82-77
Kansas State	L	53-82
Cornell	W	90-55
Northeast Missouri	W	84-77
Elmhurst	W	110-71
Augustana (Ill.)	W	79-76
South Dakota	L	62-74
Minnesota-Duluth	W	88-71
Savannah State	W	93-81
Armstrong State	L	101-107 (ot)
Biscayne	L	72-74 (ot)
Manhattanville	W	48-40
Florida South	W	85-70
South Dakota	L	74-76
Northern Michigan	L	62-71
Eastern Illinois	W	81-72
Western Illinois	W	71-63
Akron	W	70-65
Youngstown State	W	77-65
Northeast Missouri	L	68-77
Northern Michigan	W	90-76
Morningside	W	85-63
Western Illinois	L	67-78
Eastern Illinois	L	67-71
St. Louis	W	73-62
Youngstown State	L	61-63
Akron	W	88-70
Nebraska-Omaha	W	84-72
Wisconsin-Green Bay	L	50-56

Coach—James Berry

1979-80
(12-13)

Wisconsin-LaCrosse	L	72-73 (ot)
Kansas State	L	38-84
Iowa	L	46-78
Winona State	W	79-45
Morningside	W	83-47
Cornell	W	68-51
Western Michigan	W	78-63
Loras	W	68-57
New Orleans	L	66-72 (ot)
Centenary	L	64-65
Arkansas State	L	57-71
Augustana (Ill.)	L	54-71
Valparaiso	W	69-55
Eastern Illinois	L	53-77
Western Illinois	W	84-71
St. Ambrose	W	96-61
Youngstown State	L	69-72
Northern Michigan	L	58-67
Southeastern Louisiana	W	78-68
Northern Michigan	L	64-71
Western Illinois	W	67-63
Eastern Illinois	L	46-47
Illinois State	L	56-77
Youngstown State	W	70-65
St. Francis	W	73-57

Coach—James Berry

1980-81
(8-19)

Alabama	L	66-93
Kansas State	L	54-72
Missouri Western	L	52-55
Iowa State	L	69-83
Centenary	L	51-67
Eastern Kentucky	L	53-73
Augustana (Ill.)	W	60-53
Portland State	L	53-75
(n)Montana State	W	77-70
Arkansas State	W	63-58
Iowa	L	52-86
New Orleans	L	55-67
Southeastern Louisiana	L	61-64
Arkansas State	L	57-78
Athletes in Action-Canada	L	75-101
Pan American	L	70-94
Valparaiso	L	58-61 (ot)
Campbell	W	65-64
UNC-Wilmington	L	45-48 (ot)
Loras	W	54-52
Centenary	W	70-69
Valparaiso	W	58-54 (2ot)
Illinois State	L	63-65
Pan American	W	71-69 (ot)
UNC-Wilmington	L	62-64
Western Kentucky	L	64-69
Campbell	L	64-65 (ot)
Illinois State	L	44-64

Coach—James Berry

1981-82
(12-15)

@Kansas State	L	50-86
Winona State	W	54-53 (ot)
@Arkansas State	L	36-58
Luther	W	66-53
@Iowa	L	53-84
@Wisconsin	L	53-65
@Drake	L	58-62
Cornell University	W	82-70
Nebraska	L	42-53
Eastern Kentucky	W	69-60
@Iowa State	L	65-78
Arkansas State	W	56-49

@Wisconsin-Green Bay	L	54-64
Chicago State	W	67-64
Eastern Illinois	W	68-63
@UNC-Wilmington	L	49-63
Valparaiso	W	76-70
Western Illinois	W	71-68
Wisconsin-Green Bay	W	68-61
@Valparaiso	W	70-65
U.S. International	W	84-64
UNC-Wilmington	L	58-60
@Illinois State	L	39-62
@Eastern Illinois	L	65-74
Western Kentucky	L	67-75
@Notre Dame	L	56-86
@Western Illinois	L	73-92

Coach—James Berry

1982-83
(13-18)

Wayne State	W	69-49
@Wisconsin	L	69-76
@Western Kentucky	L	57-63
St. Francis (Pa.)	L	61-66
Arkansas State	W	63-58
@Wisconsin-Green Bay	L	63-73
@Drake	L	65-73
Bemidji State	W	102-64
Illinois State	L	60-66
@Hawaii	L	57-62 (ot)
Western Illinois	L	55-77
Abilene Christian	W	66-56
@Iowa State	L	50-73
@Missouri	L	62-91
@Kansas State	L	48-69
Illinois at Chicago	W	82-70
Valparaiso	W	77-52
@Western Illinois	L	53-67
@Eastern Illinois	L	61-73
@Arkansas State	L	47-53
Wisconsin-Green Bay	W	69-56
Eastern Illinois	W	71-67
Winona State	W	96-70
@Valparaiso	W	85-64
Pan American	W	60-51
Beloit	W	63-48
Western Illinois	L	69-77
@Missouri State	L	63-72
@Pan American	L	60-61
Missouri State	W	66-60
@Notre Dame	L	51-75

Coach—James Berry

1983-84
(18-10)

Palmetto AAU (Exh.)	W	78-56
Wayne State	W	88-70
Westmar	W	83-67
Wisconsin	W	60-59
Drake	W	67-55
Georgia	L	58-80
Austin Peay	W	86-71
@Nebraska	L	64-90
George Williams	W	78-55
@Illinois State	L	46-67
Kansas State	W	67-64
@Iowa State	L	75-91
@Missouri	L	65-80
Illinois at Chicago	W	81-79
Western Illinois	W	59-52
@Missouri State	L	45-62
Eastern Illinois	W	65-60
Cleveland State	W	68-56
@Illinois at Chicago	L	78-90
@Valparaiso	W	53-47

@Cleveland State	W	71-68
Wisconsin-Green Bay	L	54-68
@Wisconsin-Green Bay	W	67-62
Valparaiso	W	87-71
Winona State	W	95-69
Missouri State	W	59-51
@Western Illinois	L	70-83
@Eastern Illinois	L	64-100
Cleveland State	L	79-93 (ot)

Coach—James Berry

1984-85
(12-16)

Brandon (Exh.)	W	70-51
South Carolina State	W	64-61 (ot)
Youngstown State	L	57-70
Illinois Benedictine	W	79-60
@Kansas State	L	59-72
Aurora College	W	85-52
Central Michigan	L	50-51
Howard	L	52-62
Chicago	W	58-41
Missouri	L	56-70
Iowa State	L	61-69
@Eastern Illinois	L	63-82
@Missouri State	W	62-57
Winona State	W	69-52
Cleveland State	L	64-66
Valparaiso	W	66-53
Illinois at Chicago	W	74-73
@Wisconsin-Green Bay	L	62-76
Pan American	W	70-68
@Western Illinois	L	60-75
@Pan American	L	59-83
Eastern Illinois	L	82-90
Missouri State	L	54-62
@Cleveland State	L	63-79
@Valparaiso	W	56-52
@Illinois at Chicago	L	73-77
Wisconsin-Green Bay	W	79-68
Western Illinois	W	79-70
@Eastern Illinois	L	65-68

Coach—James Berry

1985-86
(8-19)

Rockford College	W	94-55
South Carolina State	W	82-60
Prairie View A&M	W	82-58
@Iowa State	L	60-83
@Evansville	L	65-71
@Youngstown State	L	62-64
Elmhurst	W	75-68
@San Diego	L	69-83
@Pepperdine	L	86-94
St. Francis (Ill.)	L	68-70
Eastern Illinois	L	66-67
Missouri State	L	65-73
@Cleveland State	L	88-102
@Valparaiso	W	7170
Illinois at Chicago	L	87-92
Wisconsin-Green Bay	W	69-61
@DePaul	L	53-96
Western Illinois	L	64-83
Winona State	W	75-55
@Eastern Illinois	L	52-68
@Missouri State	L	69-76
Cleveland State	L	65-80
Valparaiso	W	75-58
@Illinois at Chicago	L	73-90
@Wisconsin-Green Bay	L	52-67
@Western Illinois	L	72-74
Cleveland State	L	68-73

Coach—James Berry

1986-87
(13-15)

Yugoslav-Red Star (Exh.)	L	90-93
Md.-Baltimore County	W	72-54
@Saint Louis	L	62-74
Wisconsin-Platteville	L	62-72
Coppin State	W	84-62
@Iowa State	L	60-79
@Drake	L	52-86
Florida International	W	94-81
Concordia (Neb.)	W	100-78
@UC-Santa Barbara	L	71-85
@San Diego State	W	68-66
@Northern Illinois	L	72-83
Winona State	L	69-70
Missouri State	L	72-80
@Valparaiso	W	76-73
@Illinois at Chicago	L	68-79
Wisconsin-Green Bay	L	58-59
Northern Illinois	W	99-79
@Eastern Illinois	W	96-66
@Western Illinois	W	63-59
Cleveland State	W	81-79 (ot)
@Missouri State	L	52-75
Valparaiso	W	76-71
Illinois at Chicago	W	89-85
@Wisconsin-Green Bay	L	62-73
Eastern Illinois	L	55-65
Western Illinois	W	67-65
@Cleveland State	L	72-81
(n) Wisconsin-Green Bay	L	69-75

Coach—Eldon Miller

1987-88
(10-18)

William Penn	W	90-62
Iowa State	L	75-80
@Dayton	L	83-88
Winona State	W	93-62
(n) Gonzaga	W	71-67
@Drake	L	77-88
Mankato State	W	96-76
@Northern Illinois	L	66-85
(n) Louisiana State	W	90-80
(n) Wisconsin	L	56-64
@Illinois at Chicago	L	69-73 (ot)
Morningside	W	90-74
@Missouri State	L	67-75
Valparaiso	W	86-80 (2ot)
Evansville	L	73-88
Illinois at Chicago	W	88-75
@Wisconsin-Green Bay	L	51-69
Eastern Illinois	W	126-121(4ot)
Western Illinois	L	71-73
@Cleveland State	L	82-110
Missouri State	L	78-93
@Valparaiso	W	81-77
Saint Louis	L	70-91
Wisconsin-Green Bay	L	50-62
@Eastern Illinois	L	66-78
Western Illinois	L	63-66
Cleveland State	L	81-86 (ot)
Northern Illinois	L	83-84

Coach—Eldon Miller

1988-89 (19-9)	
Augustana	W 104-86
Texas Wesleyan	W 100-78
@Iowa	L 76-95
Missouri State	W 94-77
Youngstown State	W 109-79
Dayton	W 72-7 (2ot)
@Florida International	W 96-83
@Southern Methodist	L 73-80
@Iowa State	L 80-88
@Stephen F. Austin	W 80-71
Wartburg	W 82-66
@Eastern Illinois	W 105-98
@Missouri State	L 78-93
Northern Illinois	W 94-71
Cleveland State	W 99-98 (ot)
Valparaiso	W 88-71
@Illinois at Chicago	W 84-79
@Wisconsin-Green Bay	L 64-70
Western Illinois	W 87-84
Drake	W 87-72
Eastern Illinois	W 83-79
Coach—Eldon Miller	

1989-90 (23-9)	
Missouri Western	W 99-84
Drake	W 71-63 (ot)
Northwest Missouri	W 110-82
Northern Illinois	W 63-59
@Sam Houston State	W 92-79
@Iowa State	L 80-92
@Nevada	W 99-88
(n) Georgetown	L 49-83
Iowa	W 77-74
Stephen F. Austin	W 120-96
Sam Houston State	W 100-77
@Northern Illinois	W 63-62
@Western Illinois	L 61-64
@Eastern Illinois	W 67-65
Wisconsin-Green Bay	L 58-59
Illinois at Chicago	W 75-47
@Valparaiso	W 89-80
@Cleveland State	W 77-75
Missouri State	L 72-82
Eastern Illinois	W 68-54
Chicago State	W 96-81
@Wisconsin-Green Bay	L 50-64
@Illinois at Chicago	L 60-63
Valparaiso	W 90-62
Cleveland State	W 78-76
@Missouri State	L 86-94 (2ot)
Illinois at Chicago	W 99-94 (3ot)
Missouri State	W 63-61
Wisconsin-Green Bay	W 53-45
(n) Missouri	W 74-71
(n) Minnesota	L 78-81
Coach—Eldon Miller	

1990-91 (13-19)	
(n) Old Dominion	L 61-63
(n) Bucknell	L 57-71
@American (P.R.)	L 75-93
@Missouri State	L 58-67
Nevada	W 76-75 (ot)
@Iowa	L 68-72
Morningside	L 85-86
Iowa State	W 68-62
@Wyoming	L 65-99
Detroit	L 79-81
Eastern Illinois	W 63062
Wisconsin-Oshkosh	W 86-64
Northern Illinois	L 64-75
Wisconsin-Green Bay	L 58-59
@Cleveland State	L 58-67
@Akron	L 56-67
@Detroit	L 53-62
Valparaiso	W 64-55
@Illinois at Chicago	L 59-61 (ot)
@Western Illinois	W 73-59
@Northern Illinois	L 51-77
@Wisconsin-Green Bay	L 67-72
Drake	W 83-67
Cleveland State	L 72-91
Akron	W 68-54
@Eastern Illinois	W 73-71
Illinois at Chicago	W 86-74
@Valparaiso	W 53-50
Western Illinois	W 77-58
@Saint Louis	L 72-83
(n) Cleveland State	W 79-75 (ot)
(n) Northern Illinois	L 63-76 (ot)
Coach—Eldon Miller	

1991-92 (10-18, 6-12 MVC – 7th)	
@Southwestern Louisiana	W 78-77
Winona State	W 77-53
@Iowa State	L 66-84
Iowa	L 85-108
Southwestern Louisiana	W 76-71
Wyoming	L 55-60
@UTEP	L 56-90
(n) Clemson	L 60-63
@Tulsa	W 83-68
@Drake	W 56-51
Illinois State	L 66-73
Tulsa	L 54-70
@Missouri State	L 48-73
@Wichita State	L 60-65
@Bradley	L 53-70
Southern Illinois	W 80-69
@Creighton	L 54-57
Indiana State	L 54-65
Saint Louis	W 76-66
Wichita State	W 78-65
Drake	W 96-84
Bradley	L 52-54
@Illinois State	L 60-72
Missouri State	L 47-58
Creighton	W 76-56
@Indiana State	L 50-55
@Southern Illinois	L 61-70
(n) Illinois State	L 58-70
Coach—Eldon Miller	

1992-93 (12-15, 8-10 MVC – 6th)	
Buffalo	W 96-66
Iowa State	L 67-74
@Iowa	L 44-64
Cal-State Fullerton	L 55-66
Nebraska-Omaha	W 61-51
@St. Bonaventure	L 63-74
Eastern Kentucky	W 76-73
@Tulsa	W 75-66
@Southern Illinois	L 69-88
@Eastern Kentucky	W 61-59
Tulsa	L 61-66
Wichita State	W 74-72 (ot)
Indiana State	L 59-69
@Missouri State	L 49-72
Creighton	W 60-58
Indiana State	W 59-52
Drake	L 59-69
Illinois State	L 49-69
@Wichita State	L 47-63
Bradley	W 81-76
Southern Illinois	W 54-51
@Creighton	L 54-59
@Drake	W 64-62 (ot)
Missouri State	W 54-52
@Bradley	L 46-72
@Illinois State	L 59-71
(n) Drake	L 59-63
Coach—Eldon Miller	

1993-94 (16-13, 10-8 MVC – 5th)	
Morningside	W 69-67
@Iowa State	L 66-79
Iowa	L 76-81
Drake	W 71-54
@Illinois State	L 61-74
@Long Island	W 71-57
@Cal State Fullerton	W 71-57
@Nebraska	L 63-70
@Creighton	W 64-63
@Tulsa	L 62-75
St. Bonaventure	L 70-74
@Wichita State	L 71-77
Chicago State	W 102-80
Creighton	W 78-60
@Missouri State	W 70-58
Wichita State	W 74-58
Indiana State	W 84-71
@Southern Illinois	L 68-89
Illinois State	W 82-79
Bradley	W 92-72
@Drake	W 102-79
Tulsa	L 63-69
@Indiana State	L 73-82
Southern Illinois	L 94-97
@Bradley	L 54-68
Missouri State	W 86-76
(n) Illinois State	W 84-70
(n) Tulsa	W 79-73
(n) Southern Illinois	L 74-77
Coach—Eldon Miller	

1994-95 (8-20, 4-14 MVC – T9th)	
(n) New Orleans	L 81-90 (ot)
(n) Niagara	W 75-72
(n) Illinois State	L 70-80
@Southern California	L 61-69
@Loyola-Chicago	W 68-61
@Iowa	L 48-80
Wartburg	W 63-53
(n) Wichita State	L 61-66
Long Island	W 97-80
(n) Nebraska	L 88-95 (ot)
(n) Bradley	L 63-84
@Tulsa	L 53-85
(n) Drake	L 67-78
@Creighton	L 59-64
Illinois State	W 78-69
@Indiana State	L 64-81
@Evansville	L 50-73
Iowa State	L 62-81
@Missouri State	L 62-65
@Wichita State	L 59-58
Indiana State	W 77-76
Southern Illinois	L 65-66
Missouri State	L 75-79
Creighton	W 65-50
@Bradley	L 69-94
@Illinois State	L 76-91
@Drake	L 71-82
Tulsa	L 75-90
Coach—Eldon Miller	

1995-96 (14-13, 8-10 MVC – T7th)	
Southern Utah	W 77-64
@Central Florida	W 95-78
Iowa	L 73-78
@Nebraska	W 109-104
Loyola-Chicago	W 82-72
Central Florida	W 76-71
Bethune-Cookman	W 79-61
@Missouri State	L 87-95
Bradley	L 51-60
@Southern Illinois	W 66-64
@Southern Utah	L 70-81
@Evansville	L 64-77
Drake	W 82-76
Southern Illinois	W 91-65
@Indiana State	L 67-78
Tulsa	L 79-89
Indiana State	W 87-72
Evansville	W 91-82
@Illinois State	L 80-97
@Bradley	L 71-73
Missouri State	L 64-67 (ot)
@Creighton	W 58-57
(ot)	
Wichita State	L 68-80
Creighton	W 87-73
@Drake	W 83-66
@Tulsa	L 88-95
(n) Illinois State	L 58-64
Coach—Eldon Miller	

1996-97 (16-12, 11-7 MVC – T4th)	
Wisconsin-Green Bay	W 68-51
Oral Roberts	W 61-55
@Creighton	L 46-62
@Iowa	L 63-72
@Texas-El Paso	L 78-87 (ot)
(n) Texas A&M	W 82-70
@Missouri-Kansas City	W 84-59
Creighton	W 59-56
@Oral Roberts	L 72-74
@Illinois State	W 77-71 (ot)
@Indiana State	L 77-91
@Missouri State	W 79-72
Southern Illinois	W 79-77
Bradley	L 61-67
Illinois State	W 93-88 (ot)
@Drake	W 81-68
@Evansville	L 54-57
Wichita State	W 58-56
Missouri State	L 70-80
Indiana State	W 75-66
Evansville	W 75-63
Nebraska	L 69-77
@Southern Illinois	W 92-81
@Bradley	L 61-77
Drake	W 76-55
@Wichita State	L 68-81
(n) Evansville	W 73-65
(n) Illinois State	L 65-69
Coach—Eldon Miller	

1997-98 (10-17, 4-14 MVC – 9th)	
@Iowa State	W 54-48
@Chicago State	W 99-56
Missouri-Kansas City	W 79-61
@Wisconsin-Green Bay	L 57-64
Iowa	W 84-78
Tennessee State	W 68-66
Chicago State	W 101-64
Creighton	L 75-83
@Southern Mississippi	L 49-74
@Southern Illinois	L 75-79
@Wichita State	L 59-61
Drake	W 74-60
Bradley	W 64-49
@Evansville	L 65-71
@Indiana State	L 66-76 (ot)
Wichita State	L 57-67
Missouri State	L 59-61
Evansville	W 78-71
@Bradley	L 66-78
@Illinois State	L 77-88
Southern Illinois	L 89-91
@Missouri State	L 62-84
@Drake	W 68-55
@Creighton	L 62-74
Indiana State	L 45-65
Illinois State	L 65-85
(n) Southern Illinois	L 72-91
Coach—Eldon Miller	

SEASON RESULTS

1998-99
(9-18, 6-12 MVC – T8th)

@Bowling Green	L	68-70
@Iowa	L	67-83
@Tennessee State	W	74-70 (ot)
@Miami (Fla.)	L	69-78
Iowa State	W	61-57
@Indiana State	L	58-71
@Wisconsin-Green Bay	L	55-61
Wright State	W	78-70
Southern Mississippi	L	63-70
Missouri State	L	66-81
@Bradley	L	57-61
@Evansville	W	84-96
@Illinois State	W	69-59
Evansville	L	66-74
Southern Illinois	W	80-58
@Missouri State	L	75-83
@Drake	L	72-78
@Wichita State	W	79-76
Creighton	L	81-95
Bradley	L	73-76 (ot)
Indiana State	L	67-72
@Creighton	L	60-77
Wichita State	W	87-82
Illinois State	W	78-66
@Southern Illinois	L	61-66
Drake	W	63-57
(n)Wichita State	L	72-74
		(ot)
Coach—Sam Weaver		

1999-00
(14-15, 7-11 MVC – 7th)

(n)Alabama	W	74-73
(n)Air Force	W	70-60
UMKC	W	70-60
Tennessee State	W	68-60
Wisconsin-Green Bay	W	48-47
@Wright State	W	61-35
Iowa	L	59-67
Bowling Green	W	83-75 (ot)
@Iowa State	L	41-73
@Texas-Pan American	L	68-74
Creighton	W	77-75
@Missouri State	L	62-72
@Drake	L	54-58
Bradley	W	50-46
Illinois State	W	58-56
Evansville	L	71-74
@Wichita State	W	66-54
@Creighton	L	73-77 (ot)
@Illinois State	L	56-60
Southern Illinois	W	72-58
@Bradley	L	39-80
Indiana State	L	61-67
Missouri State	L	64-74
@Southern Illinois	L	46-51
@Indiana State	L	55-66
@Evansville	L	58-67
Drake	W	56-54
Wichita State	W	81-68
(n)Drake	L	57-58
Coach—Sam Weaver		

2000-01
(7-24, 3-15 MVC – 10th)

@Montana	L	58-72
Iowa State	L	55-69
Texas-Pan American	W	73-70
Jackson State	W	54-49
@Iowa	L	42-74
@Central Michigan	L	66-74
(n)Alabama	L	56-64
@American (P.R.)	W	7-270
(n)Youngstown State	L	76-79 (2ot)
(n)Youngstown State	L	46-54
(n)Samford	L	68-75
@Southern Illinois	L	59-72
@Indiana State	L	57-69
@Wichita State	L	48-66
Evansville	L	76-77 (ot)
@Creighton	L	56-80
Bradley	L	71-84
@Drake	L	63-65
Wichita State	W	62-50
Missouri State	L	53-64
@Bradley	L	47-58
@Illinois State	L	52-64
Indiana State	W	67-60
Drake	W	71-65 (ot)
@Missouri State	L	67-76
Southern Illinois	L	65-76
Creighton	L	50-69
Illinois State	L	66-69
@Evansville	L	54-60
(n)Drake	W	59-53
(n)Bradley	L	56-59
Coach—Sam Weaver		

2001-02
(14-15, 8-10 MVC – 7th)

(n)San Diego State	L	57-71
(n)William & Mary	W	76-55
Montana	W	87-67
@Wisconsin-Green Bay	W	83-79
Texas-Pan American	W	74-66
@UMKC	L	64-79
Iowa	W	78-76
@Bradley	W	67-61
@Butler	L	65-77
@Iowa State	L	69-88
Drake	W	71-56
Creighton	W	85-79 (ot)
@Indiana State	W	71-70
@Southern Illinois	L	58-83
Missouri State	L	78-80
@Drake	W	77-71
Indiana State	L	65-71
Southern Illinois	W	69-64
@Illinois State	L	55-70
Bradley	W	81-67
@Evansville	L	77-83
@Creighton	L	56-83
Wichita State	W	83-75 (ot)
@Missouri State	L	62-68
Evansville	L	65-67
Illinois State	L	66-71
@Wichita State	L	74-86
(n)Evansville	W	78-75
(n)Creighton	L	65-80
Coach—Greg McDermott		

2002-03
(11-17, 7-11 MVC – 7th)

@Montana	W	77-71
Wayne State (Neb.)	W	71-40
@Siena	L	58-69
Creighton	L	52-65
@Iowa	L	54-63
@Utah	L	53-75
@Chicago State	L	63-67
Wisconsin-Green Bay	W	81-67
Iowa State	L	64-71
@Wichita State	L	55-79
Illinois State	W	66-64
@Drake	L	73-75
Indiana State	W	74-61
@Bradley	L	56-71
Southern Illinois	L	78-88 (ot)
Missouri State	L	53-70
@Illinois State	L	71-76
Evansville	W	63-61
@#13 Creighton	L	75-84
Wichita State	W	80-72
@Southern Illinois	L	61-72
@Evansville	L	63-83
Bradley	W	84-80
@Louisiana Tech	W	76-71
@Indiana State	W	59-39
Drake	W	59-48
@Missouri State	L	51-52
(n)Indiana State	L	60-61
Coach—Greg McDermott		

2003-04
(21-10, 12-6 MVC – T2nd)

Chicago State	W	83-59
Butler	L	54-56
@Iowa State	L	76-79
Louisiana Tech	W	75-72
Furman	L	55-64
#24 Iowa	W	77-66
Minnesota-Crookston	W	80-58
@Illinois State	W	64-61
Siena	W	82-70
Evansville	W	80-67
@Wichita State	L	65-82
@Missouri State	L	60-62
#20 Creighton	W	82-73
Drake	W	76-56
@Evansville	W	67-53
Bradley	W	78-71
Illinois State	L	60-68
@Southern Illinois	L	53-63
@Creighton	L	47-58
Indiana State	W	68-64
Missouri State	W	64-59
@Bradley	L	64-72
Wichita State	W	85-80
@UW-Green Bay	W	82-75
@Drake	W	84-79 (ot)
@Indiana State	W	48-47
#15 Southern Illinois	W	68-52
(n)Illinois State	W	68-54
(n)Wichita State	W	64-56
(n)Missouri State	W	79-74 (2ot)
(n)Georgia Tech	L	60-65

2004-05
(21-11, 11-7 MVC – T3rd)

Wayne State (Neb.)	W	84-66
@Cincinnati	L	70-76 (2ot)
Iowa State	W	99-82
@Loyola-Chicago	W	80-73
@#17 Iowa	L	73-76
@UMKC	W	81-58
UW-Green Bay	W	76-65
Wagner	W	86-56
Longwood	W	84-63
(n)Valparaiso	W	67-49
(n)Northwestern State	W	69-62
Illinois State	W	75-55
@Evansville	L	73-92
@Indiana State	W	64-48
Missouri State	W	68-63
Creighton	L	66-67
@Missouri State	W	62-53
@Bradley	L	65-71
Wichita State	L	57-65
Indiana State	W	69-61
@Drake	L	72-81
Evansville	W	79-61
Southern Illinois	W	67-61
@Creighton	L	82-83
@Illinois State	W	65-64
Drake	W	61-60
Western Michigan	W	86-75
@Southern Illinois	L	69-76
Bradley	W	81-72
@Wichita State	W	67-66
(n)Missouri State	L	62-70
(n)Wisconsin	L	52-57
Coach—Greg McDermott		

2005-06
(23-10, 11-7 MVC – T5th)

(n)Western Carolina	W	68-46
@Western Michigan	W	69-63
Upper Iowa	W	72-47
@Iowa State	L	61-68
Loyola-Chicago	W	72-56
#12 Iowa	W	67-63 (ot)
UMKC	W	87-64
Florida A&M	W	76-53
@LSU	W	54-50
(n)Hawaii Pacific	W	81-47
(n)Dayton	W	74-67
@Bradley	L	60-68 (ot)
Evansville	W	71-60
Illinois State	W	60-47
@Wichita State	W	75-61
@Missouri State	W	72-62
Creighton	L	52-55
@Illinois State	W	67-62
Southern Illinois	W	71-65 (ot)
Drake	W	91-72
@Evansville	W	74-61
@Drake	W	51-49
@Creighton	L	55-63
Indiana State	W	83-56
Wichita State	W	68-56
Missouri State	L	63-66
@Indiana State	L	60-61
#24 Bucknell	W	65-61 (ot)
Bradley	L	49-71
@Southern Illinois	L	45-46
(n)Missouri State	W	57-42
(n)Southern Illinois	L	46-55 (ot)
(n)#23 Georgetown	L	49-54
Coach—Greg McDermott		

2006-07
(18-13, 9-9 MVC – 5th)

(n)Nicholls State	W	68-63
(n)Pepperdine	W	83-58
@#17 Washington	L	61-70
UW-Milwaukee	W	69-58
South Dakota State	W	69-56
Iowa State	W	70-57
@Bucknell	W	57-48
@Iowa	W	57-55
UMKC	W	85-53
@Loyola	L	67-76
Wartburg	W	83-61
Bradley	W	76-65
@#16 Wichita State	W	63-59
Evansville	W	64-61
Southern Illinois	W	66-61
@Illinois State	L	64-67 (ot)
Creighton	L	54-62
@Missouri State	W	75-65
Indiana State	W	74-64
@Southern Illinois	L	54-56
@Drake	L	61-74
Wichita State	L	61-67
@Evansville	W	79-71
@Indiana State	L	46-59
Drake	L	59-67
Missouri State	L	58-62
@Creighton	L	55-66
@#11 Nevada	L	64-79
@Bradley	W	79-70
Illinois State	W	71-66
(n)Bradley	L	48-51
Coach—Ben Jacobson		

ATHLETICS MEDIA RELATIONS STAFF



**Assistant Athletics Director/
Media Relations
Josh Lehman
Basketball Contact**

Office (319) 273-3642
Cell (319) 415-1703
Email josh.lehman@uni.edu



**Associate Athletics
Media Relations Director
Colin McDonough**

Office (319) 273-5456
Email colin.mcdonough@uni.edu



**Assistant Athletics Media
Relations Director
Kara Moran**

Office (319) 273-5455
Email kara.moran@uni.edu

WIRE SERVICE

- **Associated Press:** Luke Meredith, P.O. Box 1741, Des Moines, IA 50306...1-800-453-2113, 515-243-3281, Fax 515-243-1550...Email: lmeredith@ap.org

PRINT

- **Waterloo Courier:** Doug Newhoff, Sports Editor, P.O. Box 540, Waterloo, IA 50704...319-291-1466, Fax 319-291-2069...Email: doug.newhoff@wfcourier.com
- **Cedar Rapids Gazette:** J.R. Ogden, Sports Editor, 500 3rd Ave. S.E., Cedar Rapids, IA 52401...319-398-8257, 1-800-397-8258, Fax 319-398-5846...Email: sports@gazettecommunications.com
- **Des Moines Register:** Bryce Miller, Executive Sports Editor, P.O. Box 957, Des Moines, IA 50304...1-800-532-1455 (IA Only), 1-800-247-5346 (Out of state), Fax 515-286-2504...Email: brmiller@dmreg.com
- **Northern Iowan:** Sports Editor, University of Northern Iowa, Cedar Falls, IA 50614...319-273-2157, Fax 319-273-5931
- **Quad City Times:** Sports Editor, P.O. Box 3828, 124 E. 2nd St., Davenport, IA 52801...319-383-2220, Fax 319-383-2370...Email: sports@qctimes.com

TELEVISION

- **FOX 28 (KFXA Cedar Rapids):** Greg Stuart, Production, 605 Boyson Rd., Cedar Rapids, IA 52402...319-393-2800, Fax 319-395-7028...Email: gstuart@fox2840.com...Rob Brooks, play-by-play...E-mail: Brooksie2035@msn.com
- **KCRG-TV:** John Campbell, Sports Director, 2nd Ave. at 5th St. S.E., Cedar Rapids, IA 52401...319-398-8391, Fax 319-368-8505...Email: john.campbell@kcrg.com
- **KCCI-TV:** Heidi Soliday, Sports Director, P.O. Box 10305, Des Moines, IA 50306...515-247-8811, Fax 515-244-0202...Email: hsoliday@hearst.com
- **KWWL-TV:** Rick Coleman, Sports Director, KWWL Bldg., 500 E. 4th St., Waterloo, IA 50703...319-291-1246, Fax 319-291-1233...Email: rcoleman@kwwl.com
- **KGAN-TV:** Jared Aarons, P.O. Box 3131, Cedar Rapids, IA 52406...319-395-9081...Fax 319-395-0113...Email: jaarons@sbgnet.com

RADIO

- **KCNZ:** Scott Fenzloff, Sports Director, 721 Shirley St., P.O. Box 248, Cedar Falls, IA 50613...319-277-1918, Fax 319-277-5202...Email: scott@1650thefan.com
- **KCRR:** Elwin Huffman, Sports Director, 501 Sycamore St., Suite 300, Waterloo, IA 50703...319-833-4800, Fax 319-833-4866...Email: elwin.huffman@cumulus.com
- **KXEL:** Chris Rueber, Sports Director, 514 Jefferson St., Waterloo, IA 50701...319-234-2200, Fax 319-354-9504...Email: chris@kxel.com...Gary Rima, play-by-play...319-283-3944...Fax: 319-232-0700...1235 1st St. SE, Oelwein, IA...Email: garyrima@hotmail.com

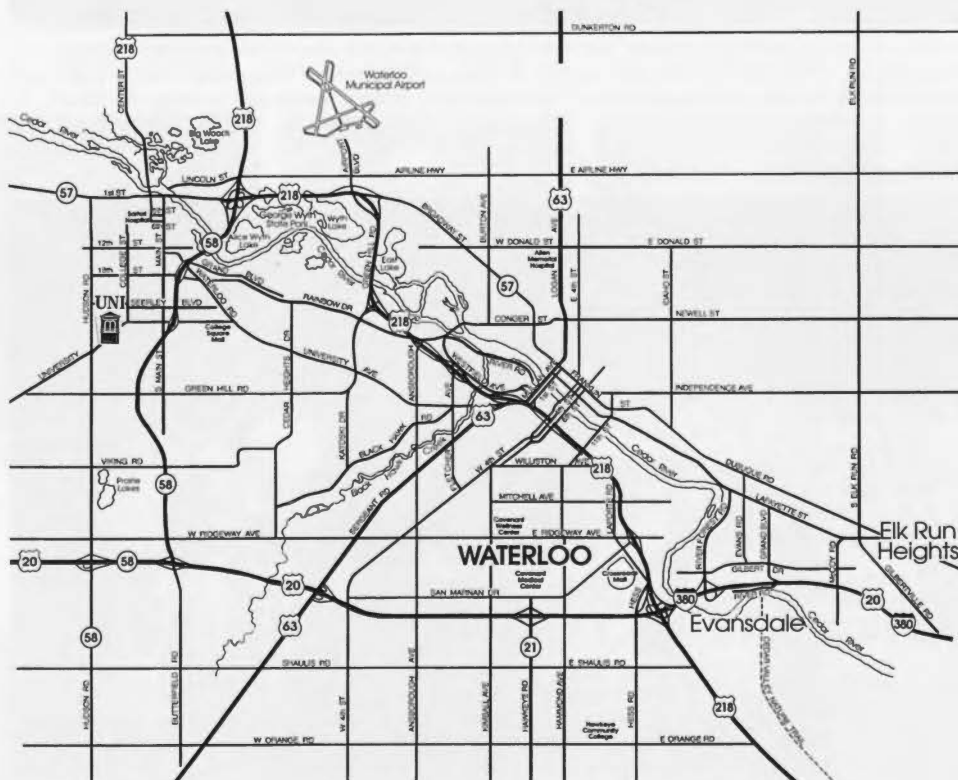
LOCAL LODGINGS

- **Country Inn & Suites:** 2910 S. Main St., Cedar Falls, Iowa 50613...319-268-1800
- **Days Inn-University Plaza:** 5826 University Ave., Cedar Falls, Iowa 50613...319-266-1222
- **Heartland Inn:** 3052 Marine Rd, Waterloo, Iowa, 50701...319-232-7467
- **Heartland Inn:** 1809 LaPorte Rd, Waterloo, Iowa, 50702...319-235-4461
- **Holiday Inn-University Plaza:** 5826 University Ave., Cedar Falls, Iowa 50613...319-277-2230
- **Midway Inn:** 4117 University Ave. Cedar Falls, Iowa 50613...319-277-6931
- **Ramada Inn Convention Center:** 4th & Commercial, Waterloo, Iowa 50701...319-233-7560
- **University Inn:** 4711 University Ave., Cedar Falls, Iowa 50613...319-277-1412

CAR RENTALS/TAXIS

(Waterloo Airport)

- **AVIS:** 1-800-831-2847, 319-233-1111
- **Hertz Rent A Car:** 1-800-654-3131, 319-287-5189
- **National Car Rental:** 288-6838
- **Bill Colwell Ford, Inc:** 1-800-300-6950, 319-988-4153
- **Dan Deery Rental Leasing:** 319-277-1148
- **Enterprise Rent-A-Car:** 1-800-736-8222, 319-266-8600
- **Kip's Yellow Cab:** 319-234-3535
- **Metro Taxi, Inc:** 391-234-8294



07-08 PANTHERS

2007-08 MEN'S BASKETBALL TEAM



Front Row (from left): Jordan Eglseder, Kerwin Dunham, Kwadzo Ahelegbe, Travis Brown, Adam Viet, Eric Coleman, Jared Josten, Carlton Reed, Brian Haak, Josh Molstead, Adam Koch, Joe Green.
Back Row (from left): Manager Derrek Netten, graduate manager Brooks McKowen, athletic trainer Don Bishop, Drew Lundberg, Brent Barz, assistant coach Kyle Green, assistant coach P.J. Hogan, head coach Ben Jacobson, director of basketball operations Chris Foster, associate head coach Rich Glas, Jon Montgomery, Lucas O'Rear, strength coach Jed Smith, manager J.J. Pick, manager Erin Glidden.

TEAM USA - 2007 WORLD UNIVERSITY GAMES



Front Row (from left): Josh Molstead, Carlton Reed, Kerwin Dunham, Jordan Eglseder, Eric Coleman, Adam Koch, Grant Stout, Travis Brown, Kwadzo Ahelegbe.
Back Row (from left): Director of basketball operations Chris Foster, assistant coach Kyle Green, assistant coach P.J. Hogan, Brooks McKowen, Adam Viet, head coach Ben Jacobson, Brian Haak, Jared Josten, strength coach Jed Smith, athletic trainer Don Bishop, associate head coach Rich Glas.



0 Drew Lundberg
6' 1" Freshman
180 lbs. Guard




1 Josh Molstead
5' 8" Freshman
165 lbs. Guard




2 Eric Coleman
6' 6" Senior
240 lbs. Center



4 Joe Green
6' 8" Senior
220 lbs. Forward



10 Brian Haak
6' 1" Sophomore
170 lbs. Guard




11 Kwadzo Ahelegbe
6' 2" Sophomore
195 lbs. Guard




13 Adam Viet
6' 3" Senior
200 lbs. Guard




14 Jared Josten
5' 11" Senior
175 lbs. Guard



15 Jon Montgomery
6' 4" Freshman
210 lbs. Guard




21 Travis Brown
6' 3" Junior
200 lbs. Guard




22 Kerwin Dunham
6' 6" Freshman
190 lbs. Guard



25 Carlton Reed
6' 4" Junior
195 lbs. Guard



32 Lucas O'Rear
6' 6" Freshman
240 lbs. Forward



34 Adam Koch
6' 8" Sophomore
225 lbs. Forward



40 Brent Barz
6' 10" Freshman
220 lbs. Forward



53 Jordan Eglseder
7' 1" Sophomore
265 lbs. Center



Ben Jacobson
Head Coach
Second Season

2007-08 **UNIVERSITY OF NORTHERN IOWA**
MEN'S BASKETBALL
RADIO/TV ROSTER





UNI MEN'S BASKETBALL SCHEDULE 2007-08

Date	Opponent	Site	Time
Oct. 31	Wayne State (Neb.) – Exhibition	Cedar Falls	7:05 pm
Nov. 4	Bemidji State – Exhibition	Cedar Falls	3:05 pm
Nov. 9-11	BTI Tip-Off Tourney	Cedar Falls	
Nov. 9	Massachusetts vs. Cal Poly		3:15 pm
	UNI vs. Northern Illinois		8:15 pm
Nov. 10	Massachusetts vs. Northern Illinois		5:45 pm
	UNI vs. Cal Poly		8:15 pm
Nov. 11	Northern Illinois vs. Cal Poly		2:30 pm
	UNI vs. Massachusetts		5:05 pm
Nov. 18	at UW-Milwaukee	Milwaukee, Wis.	2:05 pm
Nov. 23	at South Dakota State	Brookings, S.D.	7:05 pm
Nov. 27	at Iowa State	Ames, Iowa	7:05 pm
Dec. 1	Loyola (Ill.)	Cedar Falls	7:05 pm
Dec. 5	Iowa	Cedar Falls	8:05 pm
Dec. 15	Wartburg	Cedar Falls	7:05 pm
Dec. 19	at UMKC	Kansas City, Mo.	7:05 pm
Dec. 22	Nevada	Cedar Falls	1:05 pm
Dec. 29	at Bradley*	Peoria, Ill.	2:05 pm
Jan. 2	Evansville*	Cedar Falls	7:05 pm
Jan. 5	at Indiana State*	Terre Haute, Ind.	7:05 pm
Jan. 8	at Illinois State*	Normal, Ill.	7:05 pm
Jan. 12	Bradley*	Cedar Falls	7:05 pm
Jan. 15	Creighton*	Cedar Falls	6:00 pm
Jan. 20	Missouri State*	Cedar Falls	1:05 pm
Jan. 23	at Wichita State*	Wichita, Kan.	7:05 pm
Jan. 26	at Drake*	Des Moines, Iowa	5:05 pm
Jan. 30	Illinois State*	Cedar Falls	7:05 pm
Feb. 2	Southern Illinois*	Cedar Falls	7:05 pm
Feb. 5	at Creighton*	Omaha, Neb.	8:00 pm
Feb. 9	at Missouri State*	Springfield, Mo.	7:35 pm
Feb. 13	Wichita State*	Cedar Falls	7:05 pm
Feb. 16	Drake*	Cedar Falls	1:05 pm
Feb. 20	at Southern Illinois*	Carbondale, Ill.	7:05 pm
Feb. 23	O'Reilly's ESPNU BracketBusters	Cedar Falls	TBA
Feb. 27	Indiana State*	Cedar Falls	7:05 pm
Mar. 1	at Evansville*	Evansville, Ind.	TBA
Mar. 6-9	at State Farm MVC Tournament	St. Louis, Mo.	All Day

* Missouri Valley Conference game
Home games in **bold** and played in McLeod Center
All times central and subject to change

CALL **319-273-4TIX**
FOR TICKETS
unipanthers.com