

University of Northern Iowa

UNI ScholarWorks

Institutional Effectiveness & Planning
Documents

Institutional Effectiveness & Planning

2023

Graduating Senior Survey Report 2022-2023

University of Northern Iowa. Office of Institutional Research and Effectiveness.

Let us know how access to this document benefits you

Copyright ©2023 University of Northern Iowa

Follow this and additional works at: https://scholarworks.uni.edu/ire_documents



Part of the [Higher Education Administration Commons](#)

Offensive Materials Statement: Materials located in UNI ScholarWorks come from a broad range of sources and time periods. Some of these materials may contain offensive stereotypes, ideas, visuals, or language.



Graduating Senior Survey Report 2022 - 2023



Table of Contents

Survey Highlights	Page 3
Survey Methodology.....	Page 4
Respondent Demographics	Page 5 - 6
Plans After Graduation	Pages 7 - 10
Experiences and Skills	Pages 11 - 23
Educational Experiences	Pages 24 - 35
Participation at UNI	Pages 36 - 37
Comparison Across the Years	Pages 38 - 42

Survey Highlights

Over 75% of graduates were employed following graduation, and almost 20% of graduates were headed to graduate or professional school.

Top five skills graduates said they were best prepared to utilize after graduation

- (1) Learning new things
- (2) Working independently
- (3) Conducting themselves in a professional manner
- (4) Making decisions
- (5) Defining and solving problems

Almost 90% of graduates said they would recommend UNI or recommend their major to a prospective student.

Over 90% of graduates participated in at least one leadership or enhanced learning opportunity during their time at UNI.

Methodology

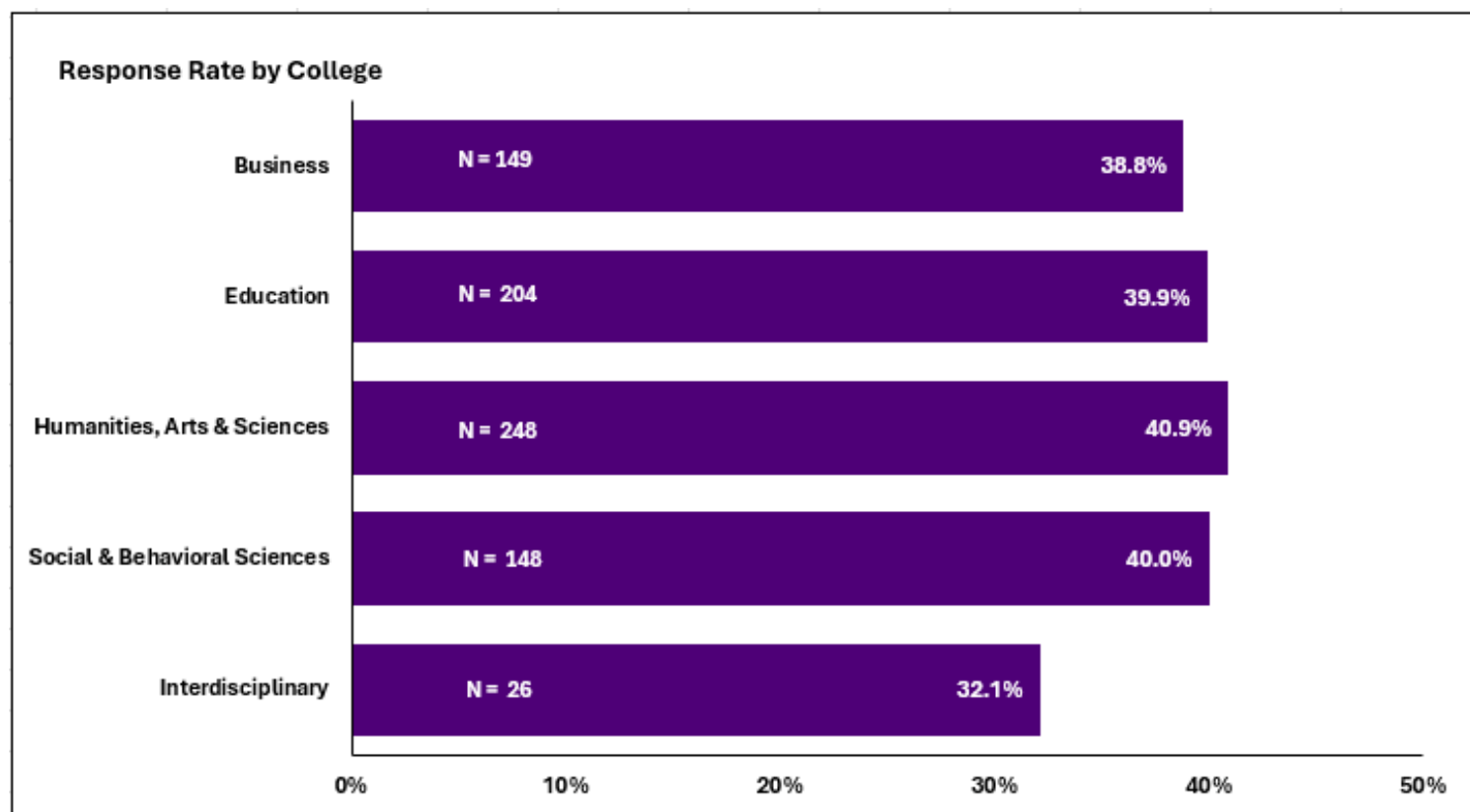
Fall 2022 Administration

The initial invitation was sent in early November to 688 undergraduate students who had applied for Fall 2022 graduation. Out of the 688 possible respondents, 308 surveys were completed with a 44.8% response rate

Spring 2023 Administration

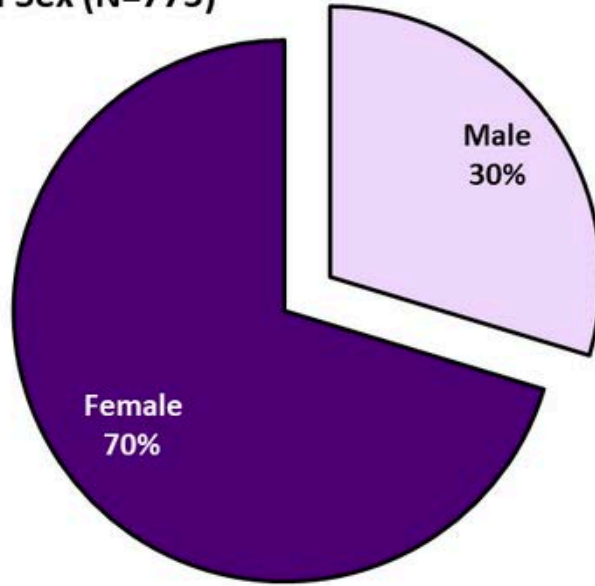
The initial invitation was sent in early April to 1,264 undergraduate students who had applied for spring or summer graduation. Out of the 1,264 possible respondents, 467 surveys were completed with a 36.9% response rate

The overall response rate for this survey was 39.7% with 775 total respondents.

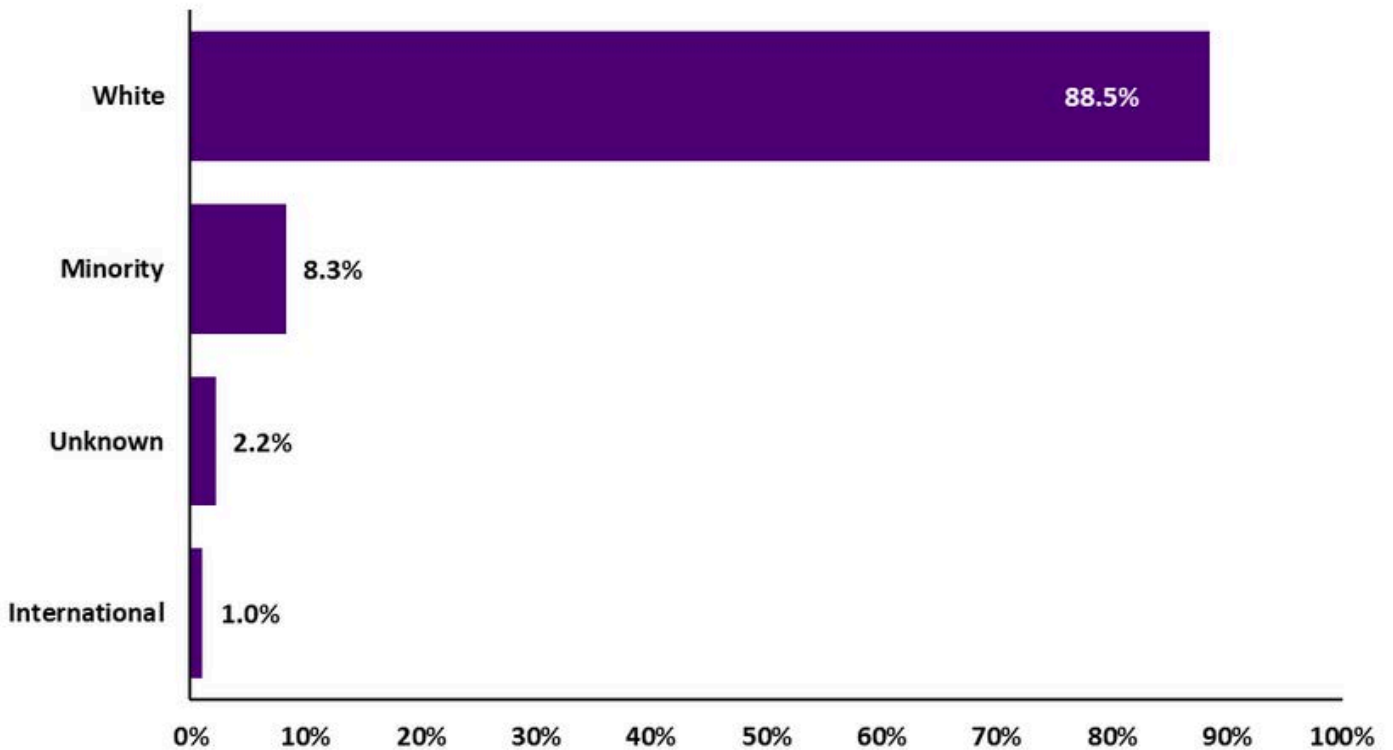


Respondent Demographics

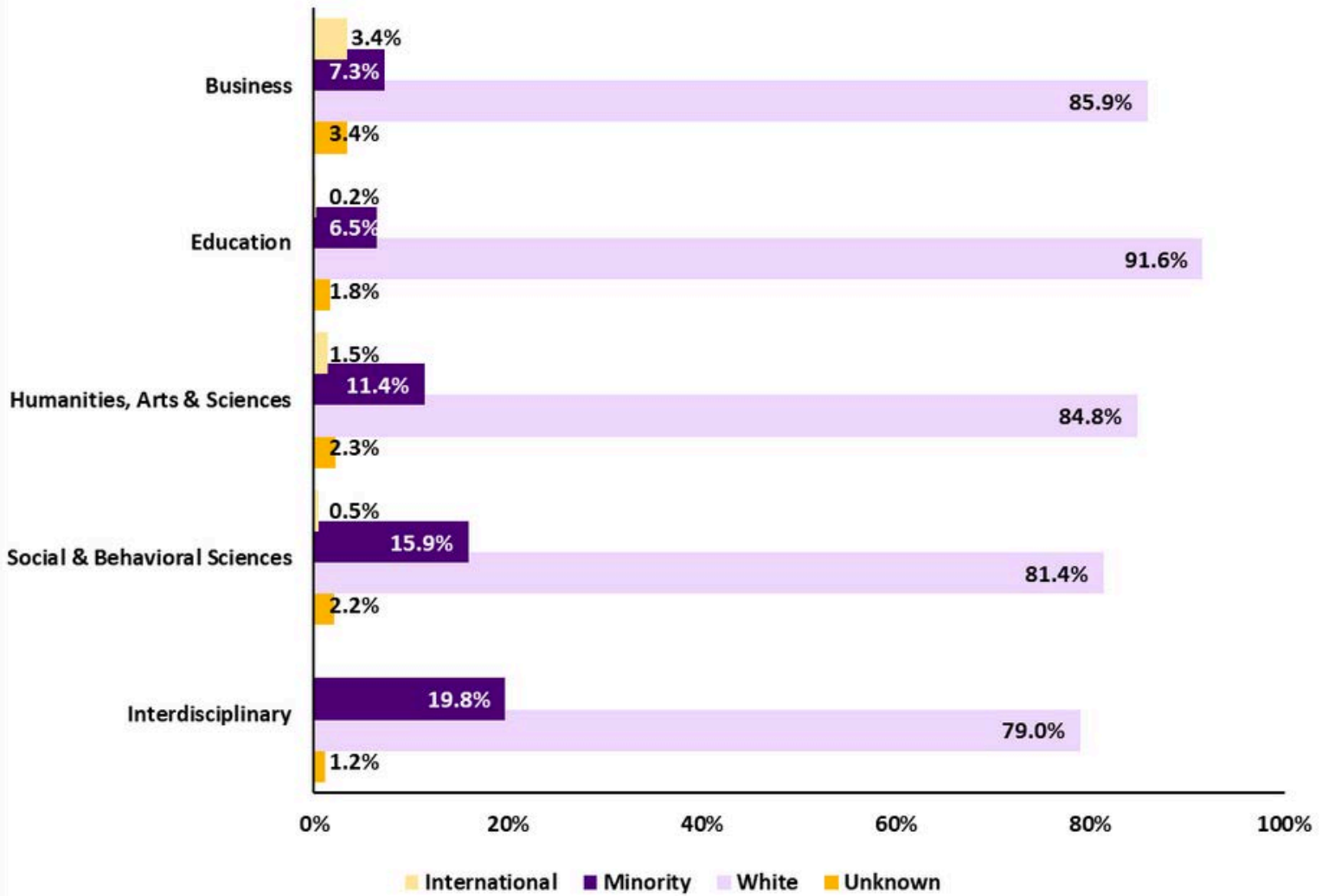
Respondents by Legal Sex (N=775)



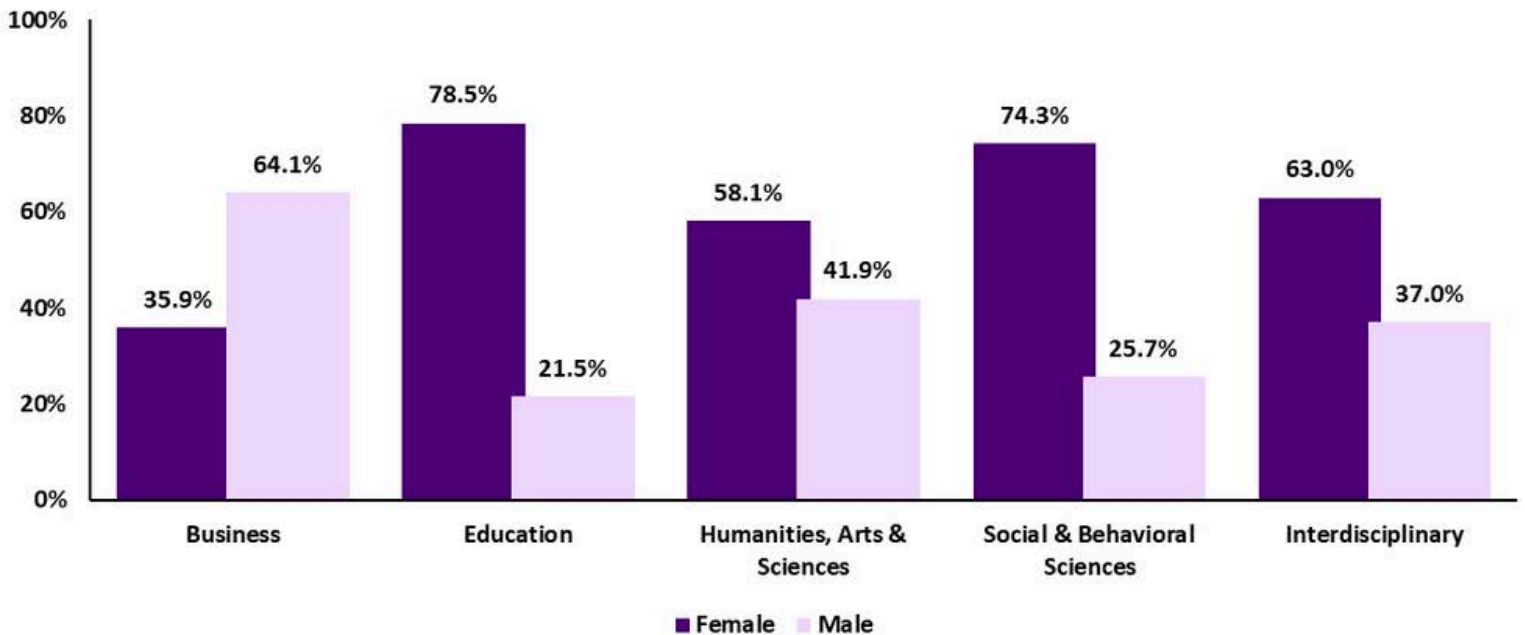
Respondents by Race Category




Respondent Race by College



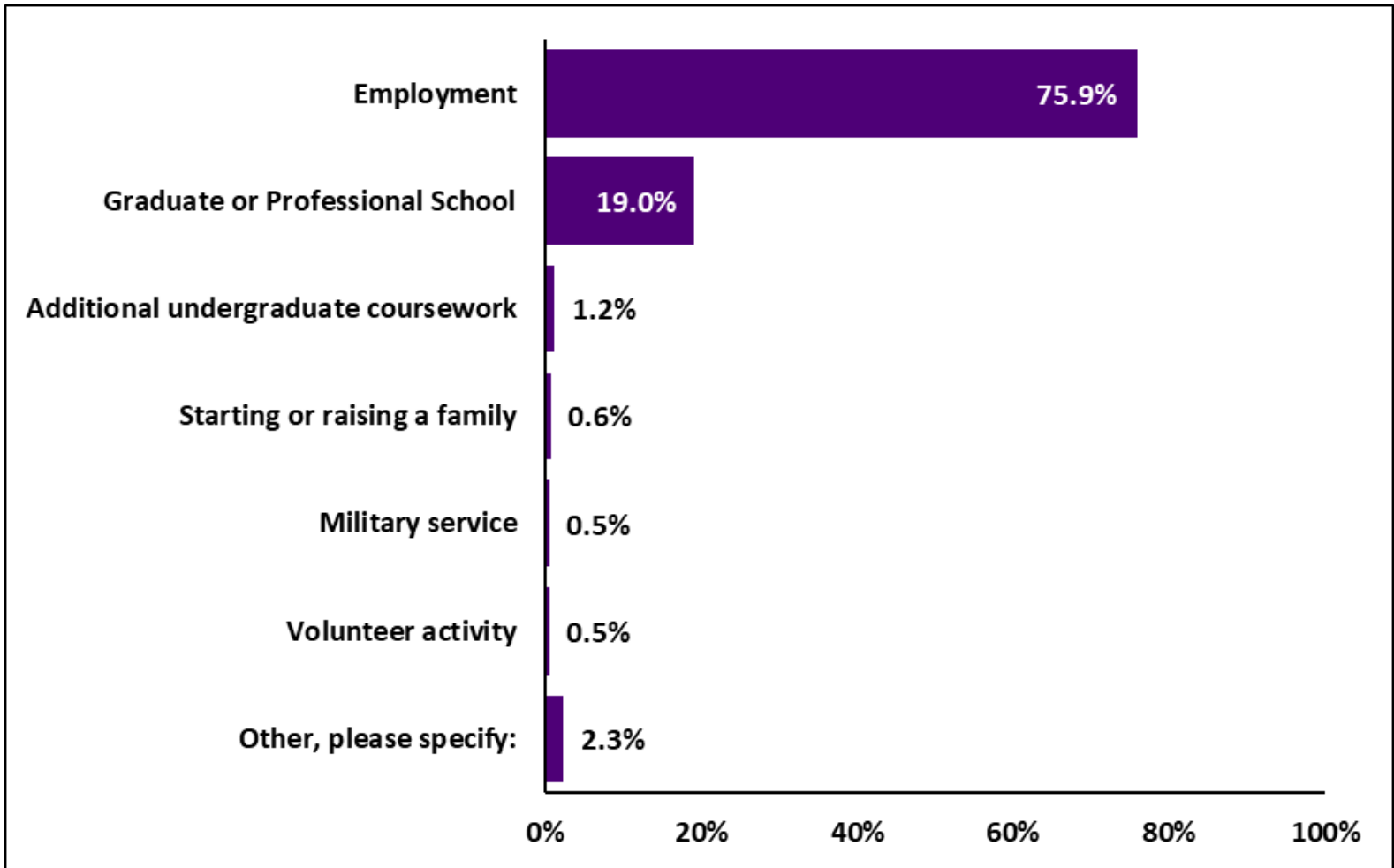
Respondent Legal Sex by College




Plans After Graduation



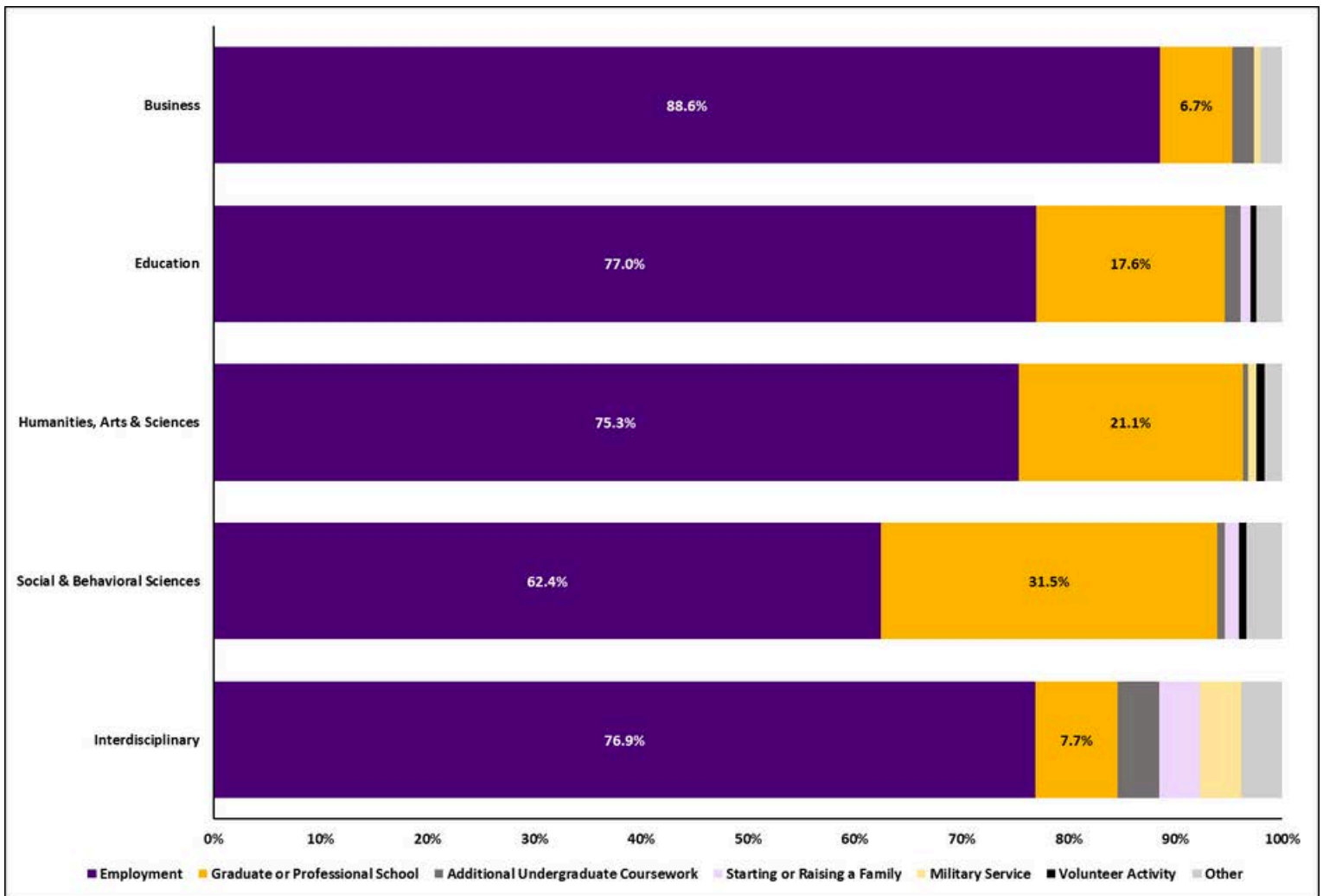
What is MOST LIKELY to be your PRINCIPAL activity upon graduation from UNI?



'Other' Responses:	
Applying to graduate school (1)	Internship (2)
Applying to jobs (1)	Mental health break (1)
Employment and graduate school (1)	Studying for licensing exam (1)
Entrepreneur (4)	Substitute teaching (4)
Explore job opportunities (2)	Traveling (1)



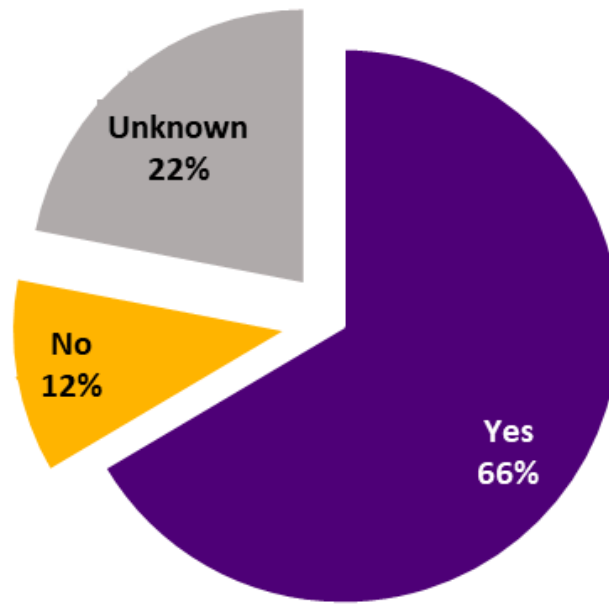
Principle Activity by College



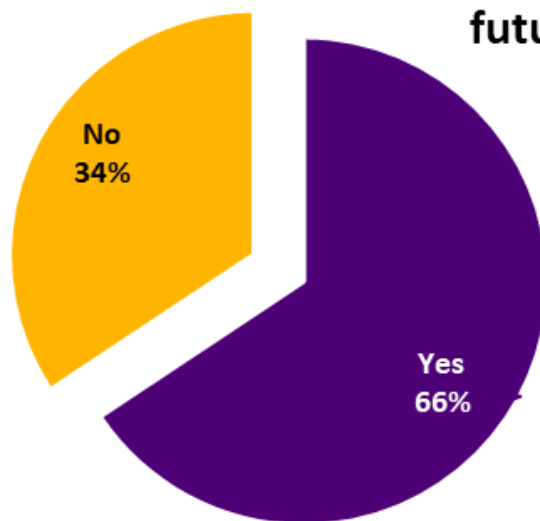
	Business	Education	Humanities, Arts & Sciences	Social & Behavioral Sciences	Interdisciplinary
Employment	88.6%	77.0%	75.3%	62.4%	76.9%
Graduate or Professional School	6.7%	17.6%	21.1%	31.5%	7.7%
Additional Undergrad Coursework	2.0%	1.5%	0.4%	0.7%	3.8%
Starting or Raising a Family	0.0%	1.0%	0.0%	1.3%	3.8%
Military Service	0.7%	0.0%	0.8%	0.0%	3.8%
Volunteer Activity	0.0%	0.5%	0.8%	0.7%	0.0%
Other	2.0%	2.5%	1.6%	3.4%	3.8%

Employment

Is this job in the state of Iowa?
(N=588)



Would you return to Iowa in the future if given the chance? (N=67)



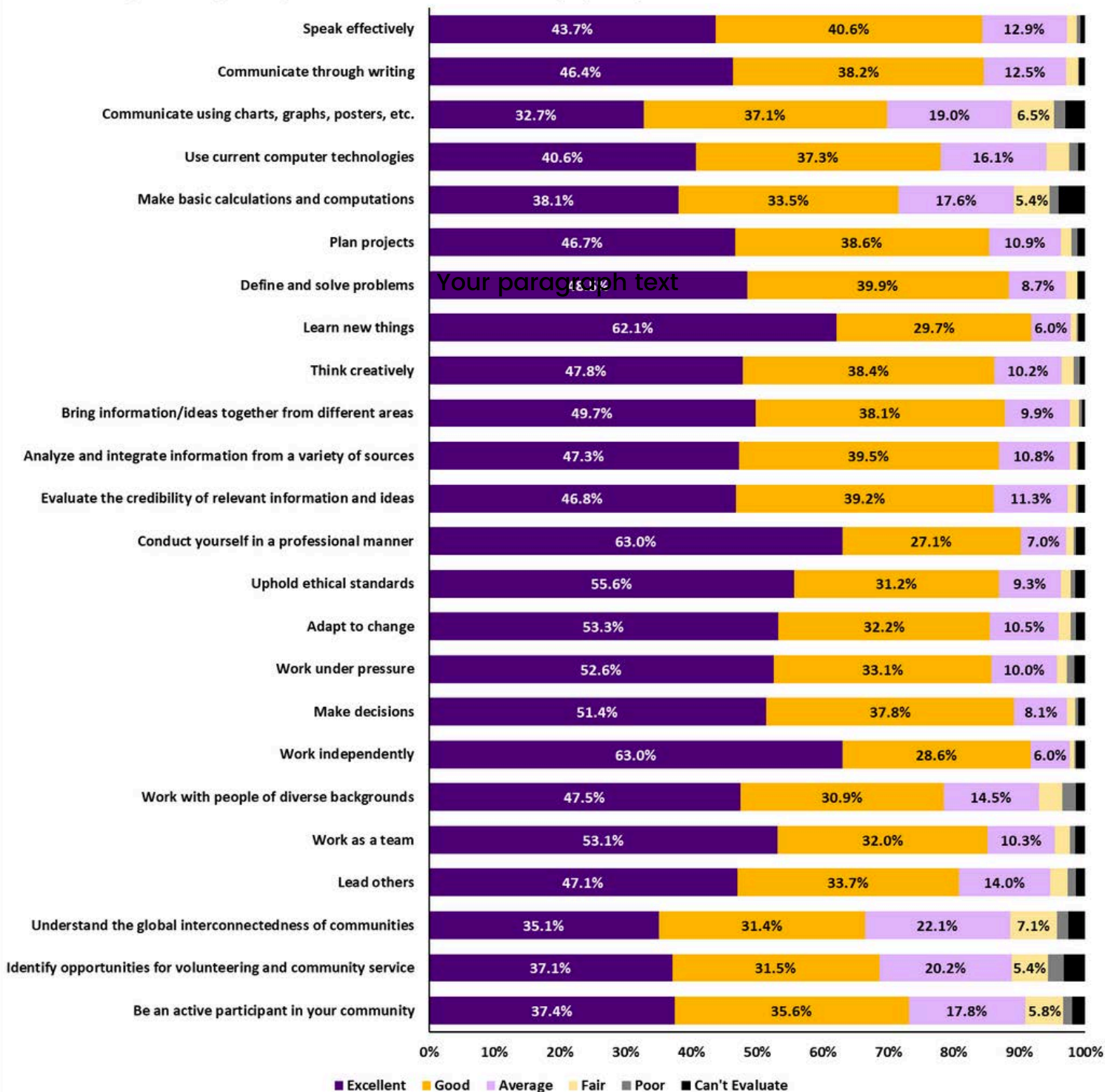


Experiences and Skills



Prepared for Career Goals

Think about your future/career goals. Please rate how well UNI has prepared you to...

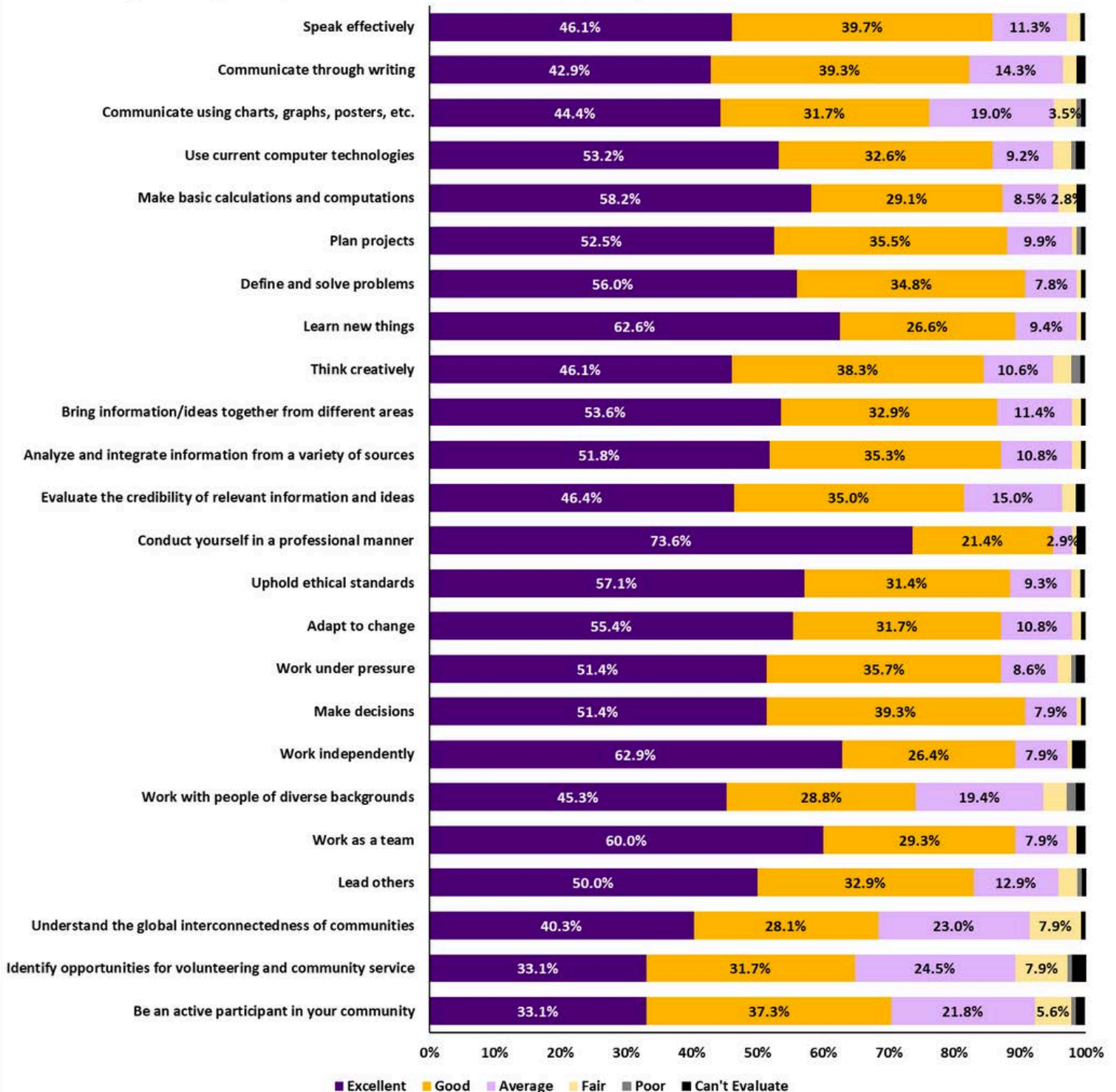


How well has UNI prepared you to:

	N	Excellent	Good	Average	Fair	Poor	Can't Evaluate	Mean
Speak effectively	719	43.7%	40.6%	12.9%	1.5%	0.6%	0.7%	4.26
Communicate through writing	718	46.4%	38.2%	12.5%	1.8%	0.1%	1.0%	4.30
Communicate using charts, graphs, posters, etc.	722	32.7%	37.1%	19.0%	6.5%	1.7%	3.0%	3.96
Use current computer technologies	721	40.6%	37.3%	16.1%	3.5%	1.4%	1.1%	4.14
Make basic calculations and computations	720	38.1%	33.5%	17.6%	5.4%	1.4%	4.0%	4.06
Plan projects	722	46.7%	38.6%	10.9%	1.7%	0.8%	1.2%	4.30
Define and solve problems	722	48.5%	39.9%	8.7%	1.7%	0.0%	1.2%	4.37
Learn new things	718	62.1%	29.7%	6.0%	1.0%	0.1%	1.1%	4.54
Think creatively	722	47.8%	38.4%	10.2%	1.8%	1.0%	0.8%	4.31
Bring information/ideas together from different areas	720	49.7%	38.1%	9.9%	1.4%	0.4%	0.6%	4.36
Analyze and integrate information from a variety of sources	719	47.3%	39.5%	10.8%	1.1%	0.1%	1.1%	4.34
Evaluate the credibility of relevant information and ideas	716	46.8%	39.2%	11.3%	1.3%	0.3%	1.1%	4.32
Conduct yourself in a professional manner	719	63.0%	27.1%	7.0%	1.1%	0.4%	1.4%	4.53
Uphold ethical standards	717	55.6%	31.2%	9.3%	1.5%	0.7%	1.5%	4.42
Adapt to change	717	53.3%	32.2%	10.5%	1.8%	0.8%	1.4%	4.37
Work under pressure	719	52.6%	33.1%	10.0%	1.5%	1.1%	1.7%	4.37
Make decisions	720	51.4%	37.8%	8.1%	1.3%	0.4%	1.1%	4.4
Work independently	716	63.0%	28.6%	6.0%	0.7%	0.3%	1.4%	4.56
Work with people of diverse backgrounds	718	47.5%	30.9%	14.5%	3.6%	2.1%	1.4%	4.20
Work as a team	719	53.1%	32.0%	10.3%	2.2%	0.8%	1.5%	4.36
Lead others	716	47.1%	33.7%	14.0%	2.7%	1.3%	1.4%	4.24
Understand the global interconnectedness of communities	716	35.1%	31.4%	22.1%	7.1%	1.8%	2.5%	3.93
Identify opportunities for volunteering and community service	717	37.1%	31.5%	20.2%	5.4%	2.5%	3.2%	3.98
Be an active participant in your community	721	37.4%	35.6%	17.8%	5.8%	1.4%	1.9%	4.04

Prepared for Career Goals

Think about your future/career goals. Please rate how well UNI has prepared you to...

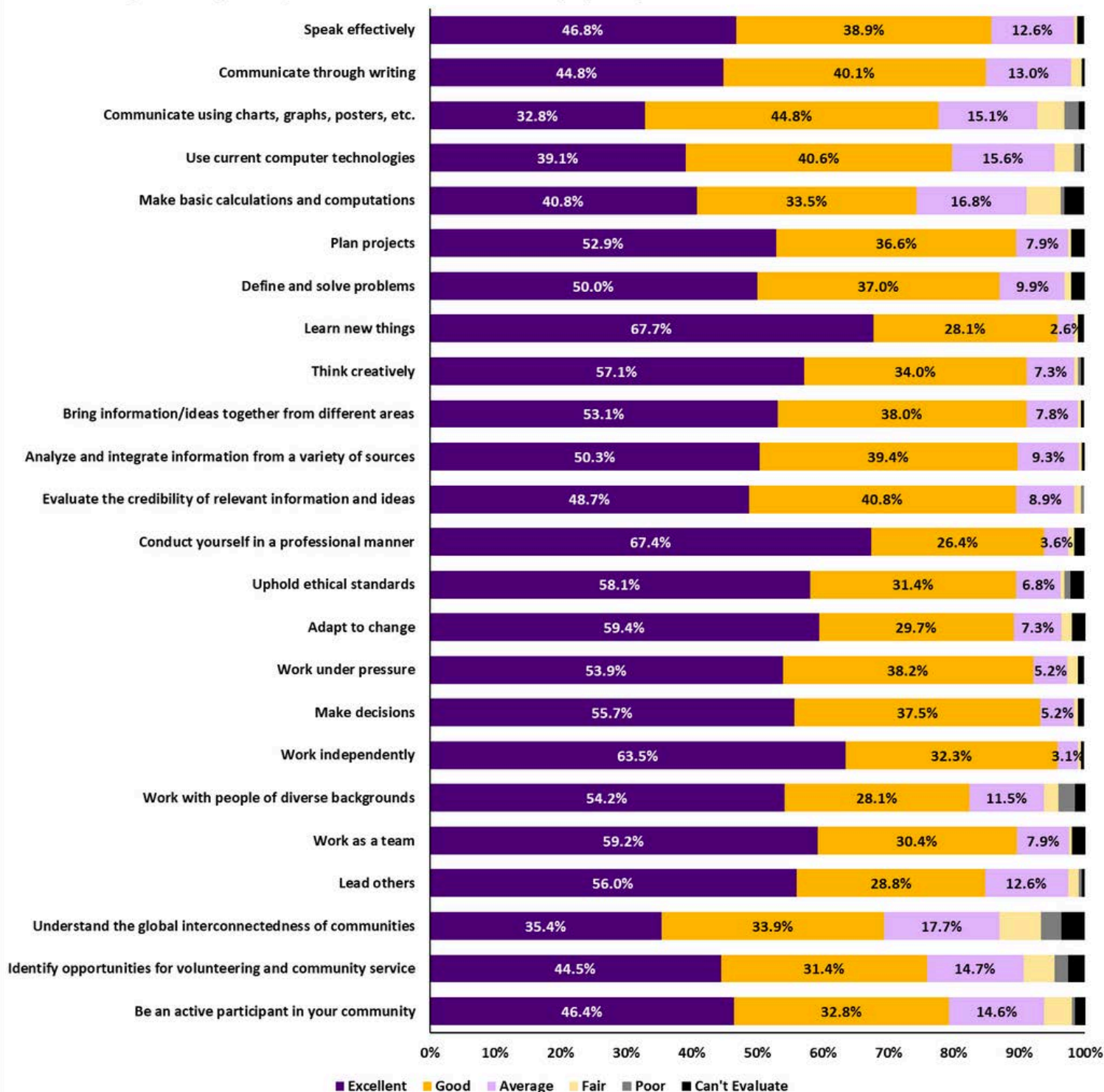


How well has UNI prepared you to:

	N	Excellent	Good	Average	Fair	Poor	Can't Evaluate	Mean
Speak effectively	141	46.1%	39.7%	11.3%	2.1%	0.0%	0.7%	4.31
Communicate through writing	140	42.9%	39.3%	14.3%	2.1%	0.0%	1.4%	4.25
Communicate using charts, graphs, posters, etc.	142	44.4%	31.7%	19.0%	3.5%	0.7%	0.7%	4.16
Use current computer technologies	141	53.2%	32.6%	9.2%	2.8%	0.7%	1.4%	4.37
Make basic calculations and computations	141	58.2%	29.1%	8.5%	2.8%	0.0%	1.4%	4.45
Plan projects	141	52.5%	35.5%	9.9%	0.7%	0.7%	0.7%	4.39
Define and solve problems	141	56.0%	34.8%	7.8%	0.7%	0.0%	0.7%	4.47
Learn new things	139	62.6%	26.6%	9.4%	0.7%	0.0%	0.7%	4.52
Think creatively	141	46.1%	38.3%	10.6%	2.8%	1.4%	0.7%	4.26
Bring information/ideas together from different areas	140	53.6%	32.9%	11.4%	1.4%	0.0%	0.7%	4.40
Analyze and integrate information from a variety of sources	139	51.8%	35.3%	10.8%	1.4%	0.0%	0.7%	4.38
Evaluate the credibility of relevant information and ideas	140	46.4%	35.0%	15.0%	2.1%	0.0%	1.4%	4.28
Conduct yourself in a professional manner	140	73.6%	21.4%	2.9%	0.7%	0.0%	1.4%	4.70
Uphold ethical standards	140	57.1%	31.4%	9.3%	1.4%	0.0%	0.7%	4.45
Adapt to change	139	55.4%	31.7%	10.8%	1.4%	0.0%	0.7%	4.42
Work under pressure	140	51.4%	35.7%	8.6%	2.1%	0.7%	1.4%	4.37
Make decisions	140	51.4%	39.3%	7.9%	0.7%	0.0%	0.7%	4.42
Work independently	140	62.9%	26.4%	7.9%	0.7%	0.0%	2.1%	4.55
Work with people of diverse backgrounds	139	45.3%	28.8%	19.4%	3.6%	1.4%	1.4%	4.15
Work as a team	140	60.0%	29.3%	7.9%	1.4%	0.0%	1.4%	4.50
Lead others	140	50.0%	32.9%	12.9%	2.9%	0.7%	0.7%	4.29
Understand the global interconnectedness of communities	139	40.3%	28.1%	23.0%	7.9%	0.0%	0.7%	4.01
Identify opportunities for volunteering and community service	139	33.1%	31.7%	24.5%	7.9%	0.7%	2.2%	3.90
Be an active participant in your community	142	33.1%	37.3%	21.8%	5.6%	0.7%	1.4%	3.98

Prepared for Career Goals

Think about your future/career goals. Please rate how well UNI has prepared you to...

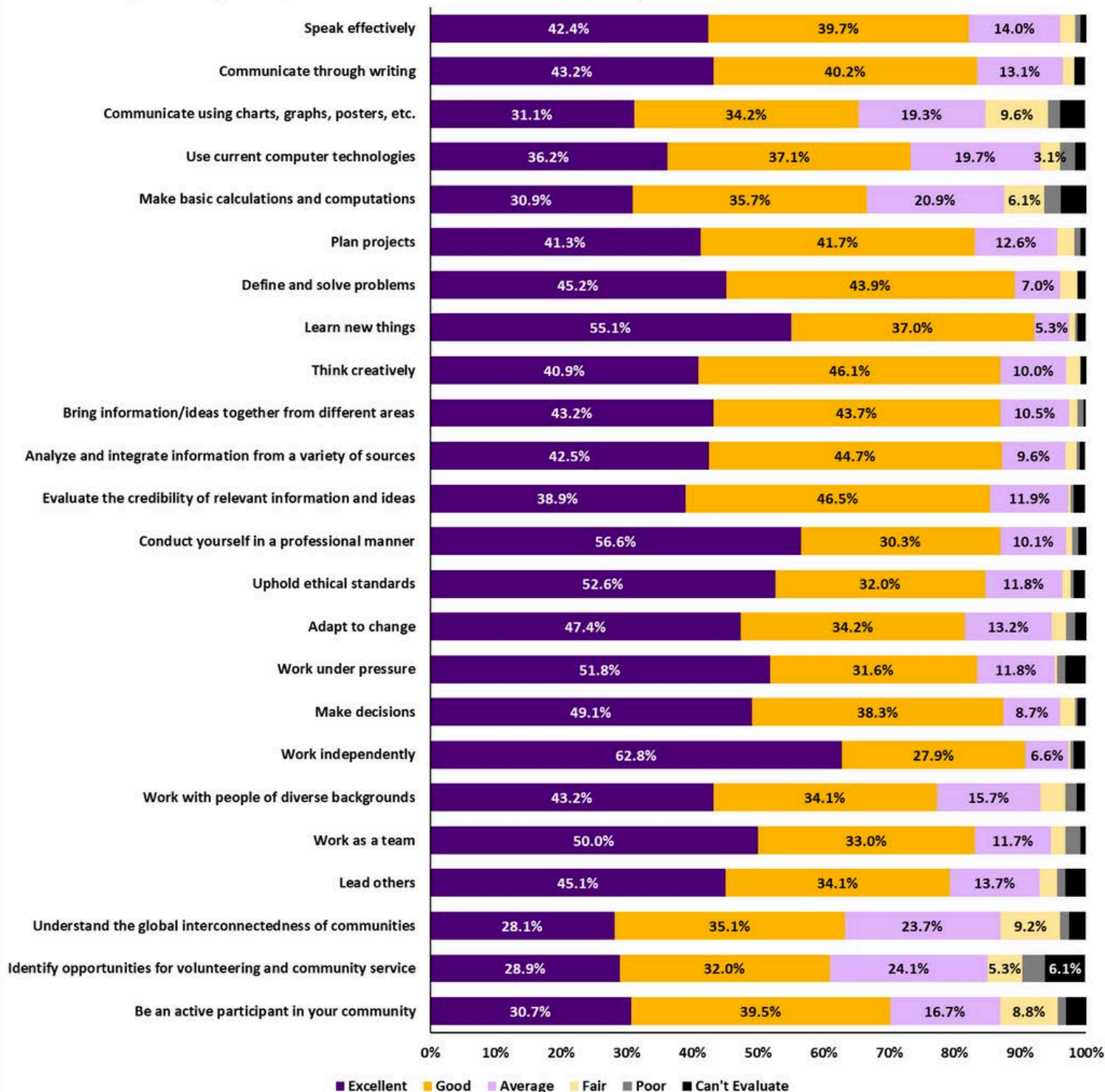


How well has UNI prepared you to:

	N	Excellent	Good	Average	Fair	Poor	Can't Evaluate	Mean
Speak effectively	190	46.8%	38.9%	12.6%	0.5%	0.0%	1.1%	4.34
Communicate through writing	192	44.8%	40.1%	13.0%	1.6%	0.0%	0.5%	4.29
Communicate using charts, graphs, posters, etc.	192	32.8%	44.8%	15.1%	4.2%	2.1%	1.0%	4.03
Use current computer technologies	192	39.1%	40.6%	15.6%	3.1%	1.0%	0.5%	4.14
Make basic calculations and computations	191	40.8%	33.5%	16.8%	5.2%	0.5%	3.1%	4.12
Plan projects	191	52.9%	36.6%	7.9%	0.5%	0.0%	2.1%	4.45
Define and solve problems	192	50.0%	37.0%	9.9%	1.0%	0.0%	2.1%	4.39
Learn new things	192	67.7%	28.1%	2.6%	0.5%	0.0%	1.0%	4.65
Think creatively	191	57.1%	34.0%	7.3%	0.5%	0.5%	0.5%	4.47
Bring information/ideas together from different areas	192	53.1%	38.0%	7.8%	0.5%	0.0%	0.5%	4.45
Analyze and integrate information from a variety of sources	193	50.3%	39.4%	9.3%	0.5%	0.0%	0.5%	4.40
Evaluate the credibility of relevant information and ideas	191	48.7%	40.8%	8.9%	1.0%	0.5%	0.0%	4.36
Conduct yourself in a professional manner	193	67.4%	26.4%	3.6%	1.0%	0.0%	1.6%	4.63
Uphold ethical standards	191	58.1%	31.4%	6.8%	0.5%	1.0%	2.1%	4.48
Adapt to change	192	59.4%	29.7%	7.3%	1.6%	0.0%	2.1%	4.50
Work under pressure	191	53.9%	38.2%	5.2%	1.6%	0.0%	1.0%	4.46
Make decisions	192	55.7%	37.5%	5.2%	0.5%	0.0%	1.0%	4.50
Work independently	192	63.5%	32.3%	3.1%	0.5%	0.0%	0.5%	4.60
Work with people of diverse backgrounds	192	54.2%	28.1%	11.5%	2.1%	2.6%	1.6%	4.31
Work as a team	191	59.2%	30.4%	7.9%	0.5%	0.0%	2.1%	4.51
Lead others	191	56.0%	28.8%	12.6%	1.6%	0.5%	0.5%	4.39
Understand the global interconnectedness of communities	192	35.4%	33.9%	17.7%	6.3%	3.1%	3.6%	3.96
Identify opportunities for volunteering and community service	191	44.5%	31.4%	14.7%	4.7%	2.1%	2.6%	4.15
Be an active participant in your community	192	46.4%	32.8%	14.6%	4.2%	0.5%	1.6%	4.22

Prepared for Career Goals

Think about your future/career goals. Please rate how well UNI has prepared you to...

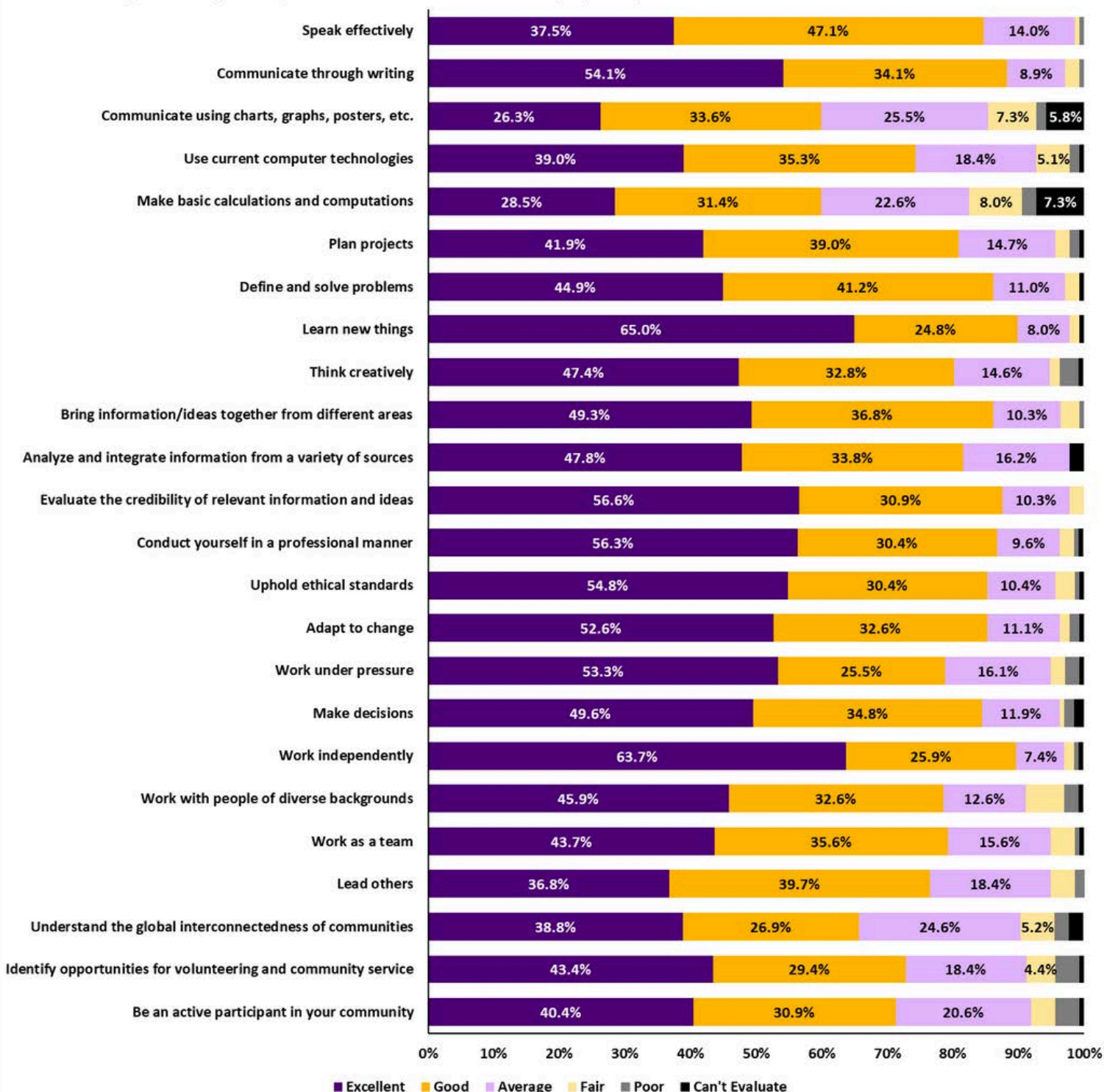


How well has UNI prepared you to:

	N	Excellent	Good	Average	Fair	Poor	Can't Evaluate	Mean
Speak effectively	229	42.4%	39.7%	14.0%	2.2%	0.9%	0.9%	4.22
Communicate through writing	229	43.2%	40.2%	13.1%	1.7%	0.0%	1.7%	4.27
Communicate using charts, graphs, posters, etc.	228	31.1%	34.2%	19.3%	9.6%	1.8%	3.9%	3.87
Use current computer technologies	229	36.2%	37.1%	19.7%	3.1%	2.2%	1.7%	4.04
Make basic calculations and computations	230	30.9%	35.7%	20.9%	6.1%	2.6%	3.9%	3.90
Plan projects	230	41.3%	41.7%	12.6%	2.6%	0.9%	0.9%	4.21
Define and solve problems	230	45.2%	43.9%	7.0%	2.6%	0.0%	1.3%	4.33
Learn new things	227	55.1%	37.0%	5.3%	0.9%	0.4%	1.3%	4.47
Think creatively	230	40.9%	46.1%	10.0%	2.2%	0.0%	0.9%	4.27
Bring information/ideas together from different areas	229	43.2%	43.7%	10.5%	1.3%	0.9%	0.4%	4.28
Analyze and integrate information from a variety of sources	228	42.5%	44.7%	9.6%	1.8%	0.4%	0.9%	4.28
Evaluate the credibility of relevant information and ideas	226	38.9%	46.5%	11.9%	0.4%	0.4%	1.8%	4.25
Conduct yourself in a professional manner	228	56.6%	30.3%	10.1%	0.9%	0.9%	1.3%	4.43
Uphold ethical standards	228	52.6%	32.0%	11.8%	1.3%	0.4%	1.8%	4.38
Adapt to change	228	47.4%	34.2%	13.2%	2.2%	1.3%	1.8%	4.26
Work under pressure	228	51.8%	31.6%	11.8%	0.4%	1.3%	3.1%	4.36
Make decisions	230	49.1%	38.3%	8.7%	2.2%	0.4%	1.3%	4.35
Work independently	226	62.8%	27.9%	6.6%	0.4%	0.4%	1.8%	4.55
Work with people of diverse backgrounds	229	43.2%	34.1%	15.7%	3.9%	1.7%	1.3%	4.15
Work as a team	230	50.0%	33.0%	11.7%	2.2%	2.2%	0.9%	4.28
Lead others	226	45.1%	34.1%	13.7%	2.7%	1.3%	3.1%	4.23
Understand the global interconnectedness of communities	228	28.1%	35.1%	23.7%	9.2%	1.3%	2.6%	3.82
Identify opportunities for volunteering and community service	228	28.9%	32.0%	24.1%	5.3%	3.5%	6.1%	3.83
Be an active participant in your community	228	30.7%	39.5%	16.7%	8.8%	1.3%	3.1%	3.92

Prepared for Career Goals

Think about your future/career goals. Please rate how well UNI has prepared you to...

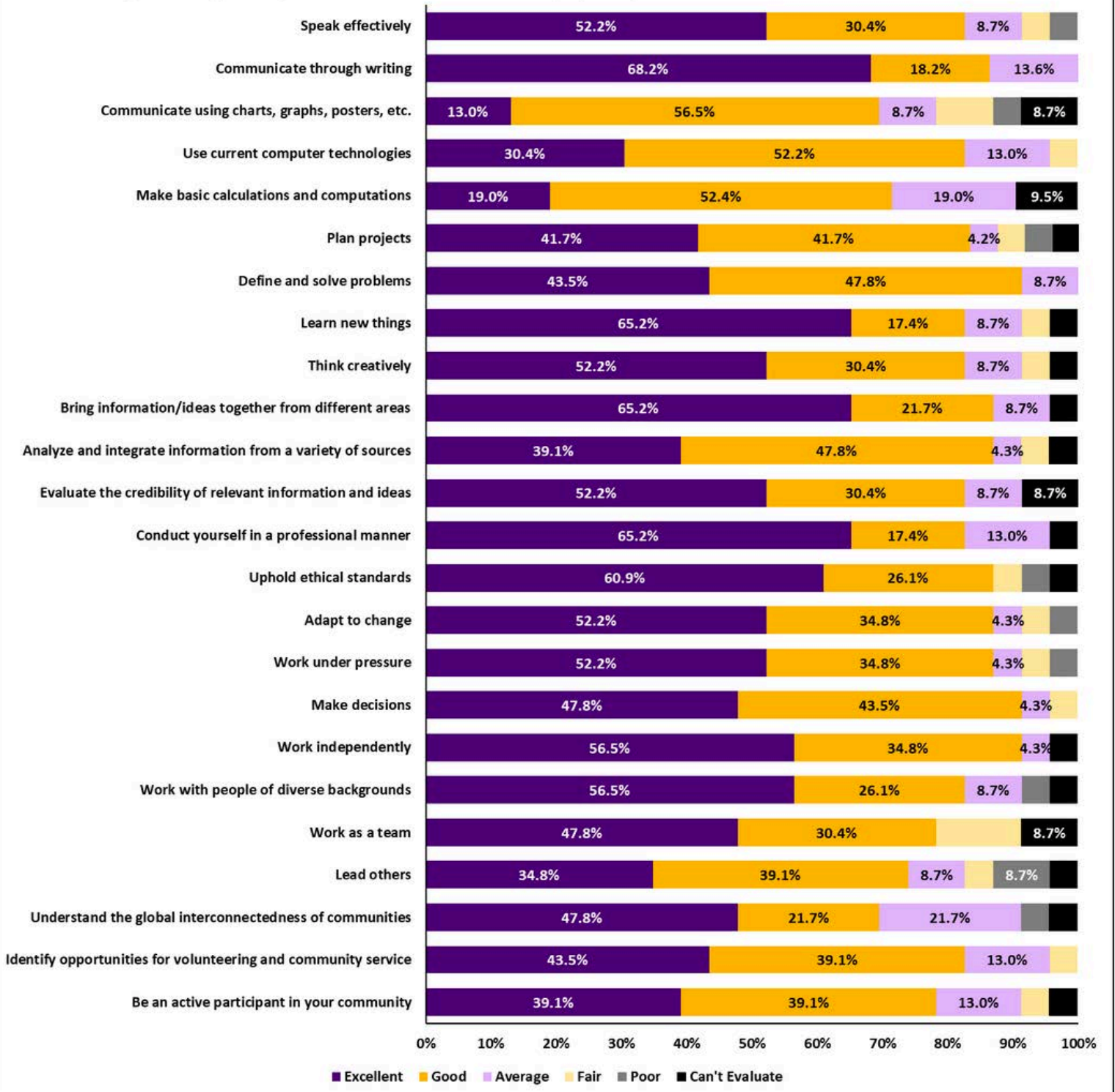


How well has UNI prepared you to:

	N	Excellent	Good	Average	Fair	Poor	Can't Evaluate	Mean
Speak effectively	136	37.5%	47.1%	14.0%	0.7%	0.7%	0.0%	4.20
Communicate through writing	135	54.1%	34.1%	8.9%	2.2%	0.7%	0.0%	4.39
Communicate using charts, graphs, posters, etc.	137	26.3%	33.6%	25.5%	7.3%	1.5%	5.8%	3.81
Use current computer technologies	136	39.0%	35.3%	18.4%	5.1%	1.5%	0.7%	4.06
Make basic calculations and computations	137	28.5%	31.4%	22.6%	8.0%	2.2%	7.3%	3.82
Plan projects	136	41.9%	39.0%	14.7%	2.2%	1.5%	0.7%	4.19
Define and solve problems	136	44.9%	41.2%	11.0%	2.2%	0.0%	0.7%	4.30
Learn new things	137	65.0%	24.8%	8.0%	1.5%	0.0%	0.7%	4.54
Think creatively	137	47.4%	32.8%	14.6%	1.5%	2.9%	0.7%	4.21
Bring information/ideas together from different areas	136	49.3%	36.8%	10.3%	2.9%	0.7%	0.0%	4.31
Analyze and integrate information from a variety of sources	136	47.8%	33.8%	16.2%	0.0%	0.0%	2.2%	4.32
Evaluate the credibility of relevant information and ideas	136	56.6%	30.9%	10.3%	2.2%	0.0%	0.0%	4.42
Conduct yourself in a professional manner	135	56.3%	30.4%	9.6%	2.2%	0.7%	0.7%	4.40
Uphold ethical standards	135	54.8%	30.4%	10.4%	3.0%	0.7%	0.7%	4.37
Adapt to change	135	52.6%	32.6%	11.1%	1.5%	1.5%	0.7%	4.34
Work under pressure	137	53.3%	25.5%	16.1%	2.2%	2.2%	0.7%	4.26
Make decisions	135	49.6%	34.8%	11.9%	0.7%	1.5%	1.5%	4.32
Work independently	135	63.7%	25.9%	7.4%	1.5%	0.7%	0.7%	4.51
Work with people of diverse backgrounds	135	45.9%	32.6%	12.6%	5.9%	2.2%	0.7%	4.15
Work as a team	135	43.7%	35.6%	15.6%	3.7%	0.7%	0.7%	4.19
Lead others	136	36.8%	39.7%	18.4%	3.7%	1.5%	0.0%	4.07
Understand the global interconnectedness of communities	134	38.8%	26.9%	24.6%	5.2%	2.2%	2.2%	3.97
Identify opportunities for volunteering and community service	136	43.4%	29.4%	18.4%	4.4%	3.7%	0.7%	4.05
Be an active participant in your community	136	40.4%	30.9%	20.6%	3.7%	3.7%	0.7%	4.01

Prepared for Career Goals

Think about your future/career goals. Please rate how well UNI has prepared you to...

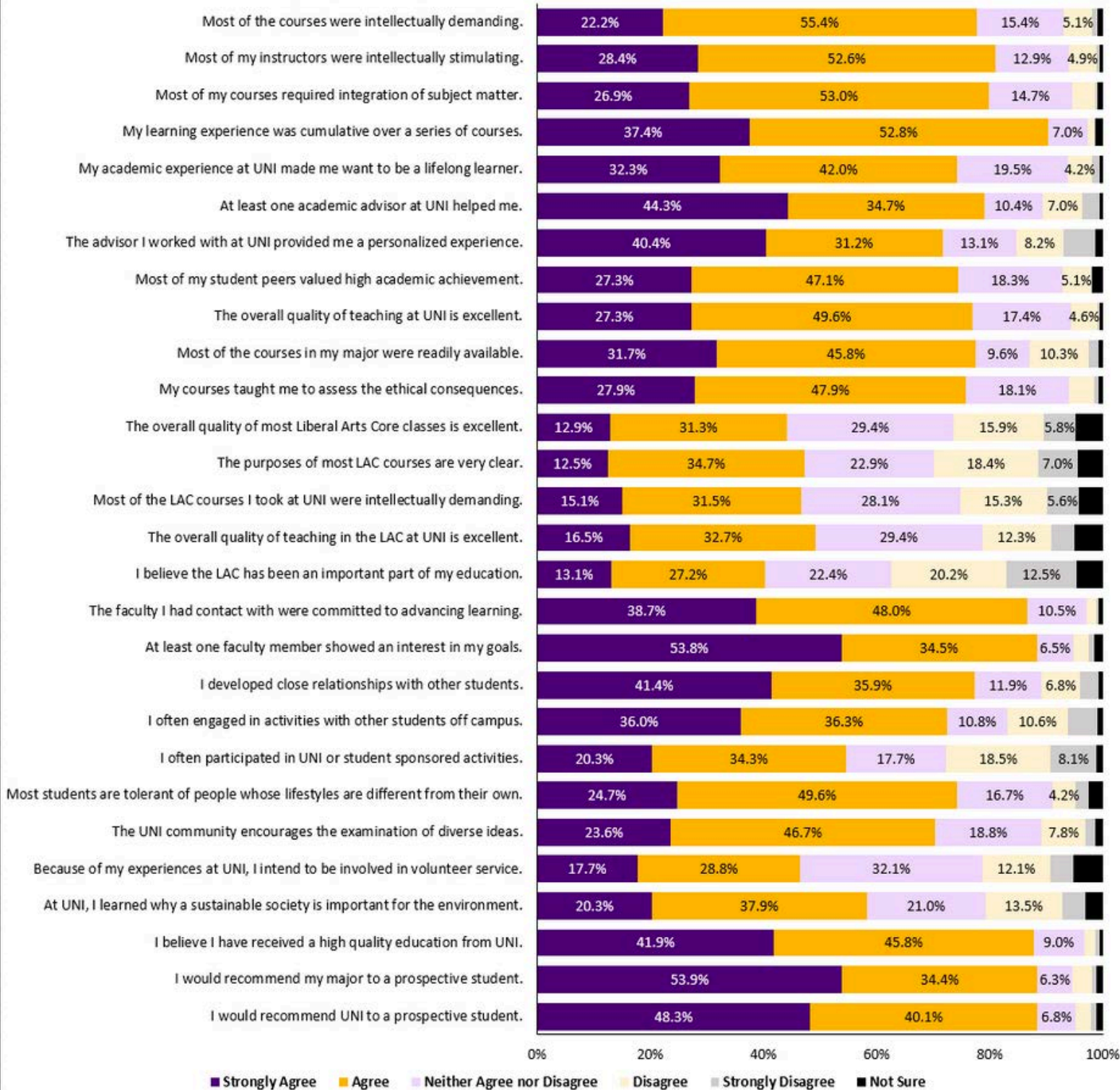


How well has UNI prepared you to:

	N	Excellent	Good	Average	Fair	Poor	Can't Evaluate	Mean
Speak effectively	23	52.2%	30.4%	8.7%	4.3%	4.3%	0.0%	4.22
Communicate through writing	22	68.2%	18.2%	13.6%	0.0%	0.0%	0.0%	4.55
Communicate using charts, graphs, posters, etc.	23	13.0%	56.5%	8.7%	8.7%	4.3%	8.7%	3.71
Use current computer technologies	23	30.4%	52.2%	13.0%	4.3%	0.0%	0.0%	4.09
Make basic calculations and computations	21	19.0%	52.4%	19.0%	0.0%	0.0%	9.5%	4.00
Plan projects	24	41.7%	41.7%	4.2%	4.2%	4.2%	4.2%	4.17
Define and solve problems	23	43.5%	47.8%	8.7%	0.0%	0.0%	0.0%	4.35
Learn new things	23	65.2%	17.4%	8.7%	4.3%	0.0%	4.3%	4.50
Think creatively	23	52.2%	30.4%	8.7%	4.3%	0.0%	4.3%	4.36
Bring information/ideas together from different areas	23	65.2%	21.7%	8.7%	0.0%	0.0%	4.3%	4.59
Analyze and integrate information from a variety of sources	23	39.1%	47.8%	4.3%	4.3%	0.0%	4.3%	4.27
Evaluate the credibility of relevant information and ideas	23	52.2%	30.4%	8.7%	0.0%	0.0%	8.7%	4.48
Conduct yourself in a professional manner	23	65.2%	17.4%	13.0%	0.0%	0.0%	4.3%	4.55
Uphold ethical standards	23	60.9%	26.1%	0.0%	4.3%	4.3%	4.3%	4.41
Adapt to change	23	52.2%	34.8%	4.3%	4.3%	4.3%	0.0%	4.26
Work under pressure	23	52.2%	34.8%	4.3%	4.3%	4.3%	0.0%	4.26
Make decisions	23	47.8%	43.5%	4.3%	4.3%	0.0%	0.0%	4.35
Work independently	23	56.5%	34.8%	4.3%	0.0%	0.0%	4.3%	4.55
Work with people of diverse backgrounds	23	56.5%	26.1%	8.7%	0.0%	4.3%	4.3%	4.36
Work as a team	23	47.8%	30.4%	0.0%	13.0%	0.0%	8.7%	4.24
Lead others	23	34.8%	39.1%	8.7%	4.3%	8.7%	4.3%	3.91
Understand the global interconnectedness of communities	23	47.8%	21.7%	21.7%	0.0%	4.3%	4.3%	4.14
Identify opportunities for volunteering and community service	23	43.5%	39.1%	13.0%	4.3%	0.0%	0.0%	4.22
Be an active participant in your community	23	39.1%	39.1%	13.0%	4.3%	0.0%	4.3%	4.18

Educational Experiences

Please indicate the extent to which you agree or disagree with the following statements.

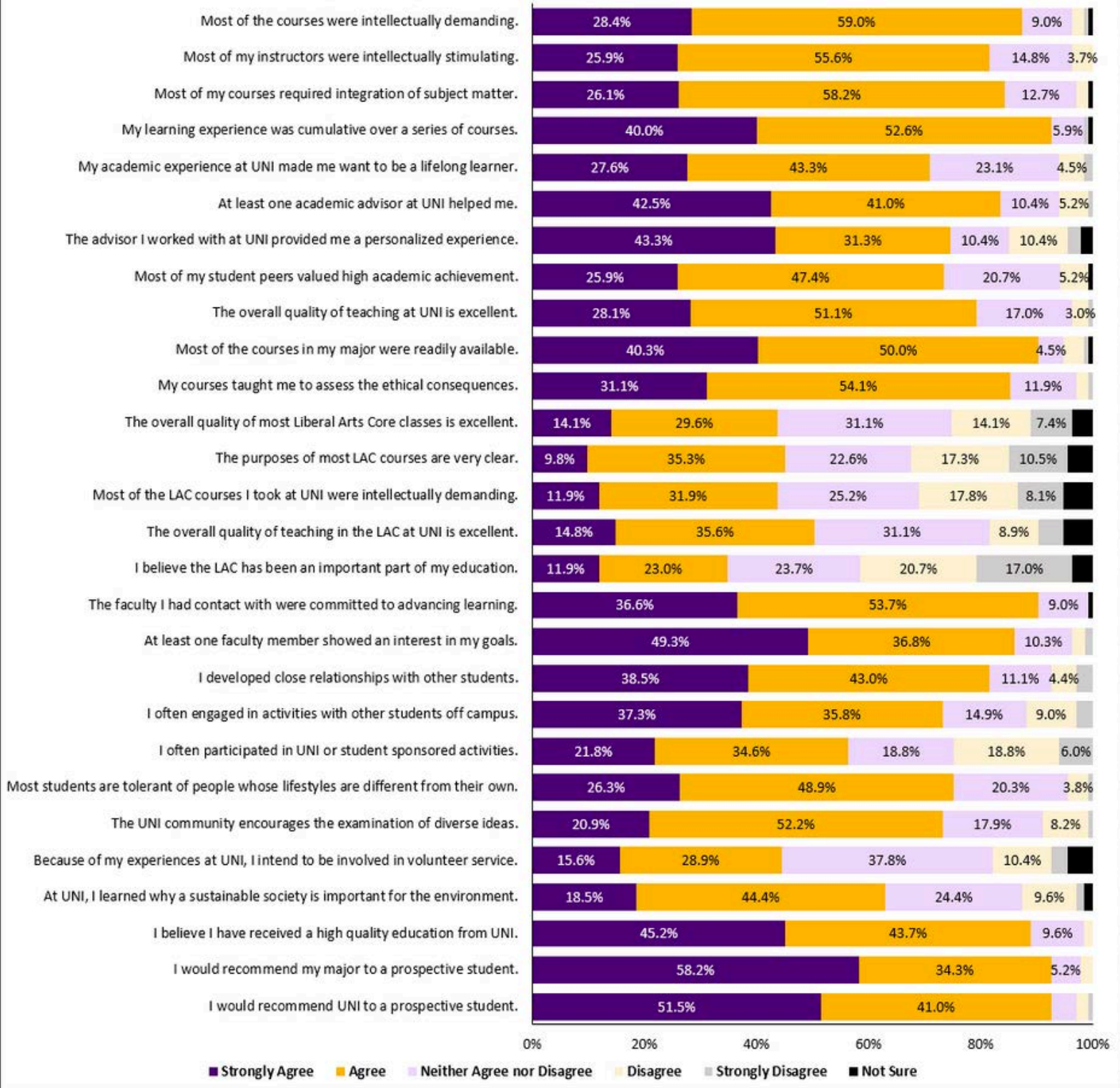


Please indicate the extent to which you agree or disagree:

	N	Strongly Agree	Agree	Neither Agree/Disagree	Disagree	Strongly Disagree	Not Sure	Mean
Most of the courses I took at UNI were intellectually demanding.	689	22.2%	55.4%	15.4%	5.1%	0.9%	1.0%	3.94
Most of my instructors were intellectually stimulating.	690	28.4%	52.6%	12.9%	4.9%	0.6%	0.6%	4.04
Most of my courses required integration of subject matter from several academic areas.	689	26.9%	53.0%	14.7%	4.1%	0.4%	1.0%	4.03
My learning experience was cumulative over a series of courses.	689	37.4%	52.8%	7.0%	1.2%	0.3%	1.3%	4.28
My academic experience at UNI made me want to be a lifelong learner.	688	32.3%	42.0%	19.5%	4.2%	1.5%	0.6%	4.00
At least one academic advisor at UNI helped me to understand my academic, career, or life goals.	689	44.3%	34.7%	10.4%	7.0%	3.0%	0.6%	4.11
The academic advisor I worked with at UNI provided me with a personalized experience.	693	40.4%	31.2%	13.1%	8.2%	5.8%	1.3%	3.93
Most of my student peers valued high academic achievement.	688	27.3%	47.1%	18.3%	5.1%	0.3%	1.9%	3.98
The overall quality of teaching at UNI is excellent.	689	27.3%	49.6%	17.4%	4.6%	0.4%	0.6%	3.99
Most of the courses in my major were readily available when I wanted to take them.	688	31.7%	45.8%	9.6%	10.3%	1.9%	0.7%	3.96
My courses taught me to assess the ethical consequences of decisions, actions, and inaction.	689	27.9%	47.9%	18.1%	4.5%	0.7%	0.9%	3.99
The overall quality of most Liberal Arts Core (LAC) classes is excellent.	691	12.9%	31.3%	29.4%	15.9%	5.8%	4.8%	3.31
The purposes of most LAC courses are very clear.	686	12.5%	34.7%	22.9%	18.4%	7.0%	4.5%	3.29
Most of the LAC courses I took at UNI were intellectually demanding.	691	15.1%	31.5%	28.1%	15.3%	5.6%	4.3%	3.37
The overall quality of teaching in the LAC at UNI is excellent.	691	16.5%	32.7%	29.4%	12.3%	4.1%	5.1%	3.48
I believe the LAC has been an important part of my education.	688	13.1%	27.2%	22.4%	20.2%	12.5%	4.7%	3.09
The faculty I had contact with were committed to advancing student learning.	688	38.7%	48.0%	10.5%	1.7%	0.4%	0.7%	4.24
At least one faculty member showed an active interest in my educational/career goals.	690	53.8%	34.5%	6.5%	2.8%	0.9%	1.6%	4.40
I developed close relationships with other students.	691	41.4%	35.9%	11.9%	6.8%	3.3%	0.7%	4.06
I often engaged in social activities with other students off campus.	688	36.0%	36.3%	10.8%	10.6%	5.2%	1.0%	3.88
I often participated in University or student sponsored activities on campus.	691	20.3%	34.3%	17.7%	18.5%	8.1%	1.2%	3.41
Most UNI students are tolerant of people whose lifestyles are different from their own.	688	24.7%	49.6%	16.7%	4.2%	2.2%	2.6%	3.93
The UNI community encourages the examination of diverse and controversial ideas.	690	23.6%	46.7%	18.8%	7.8%	1.6%	1.4%	3.84
Because of my experiences at UNI, I intend to be involved in volunteer service after graduation.	688	17.7%	28.8%	32.1%	12.1%	4.1%	5.2%	3.46
At UNI, I learned why a sustainable society is important for the environment.	689	20.3%	37.9%	21.0%	13.5%	4.2%	3.0%	3.58
I believe I have received a high quality education from UNI.	690	41.9%	45.8%	9.0%	1.9%	0.9%	0.6%	4.27
I would recommend my major to a prospective student.	688	53.9%	34.4%	6.3%	3.5%	0.7%	1.2%	4.39
I would recommend UNI to a prospective student.	688	48.3%	40.1%	6.8%	2.6%	1.0%	1.2%	4.34

Educational Experiences

Please indicate the extent to which you agree or disagree with the following statements.

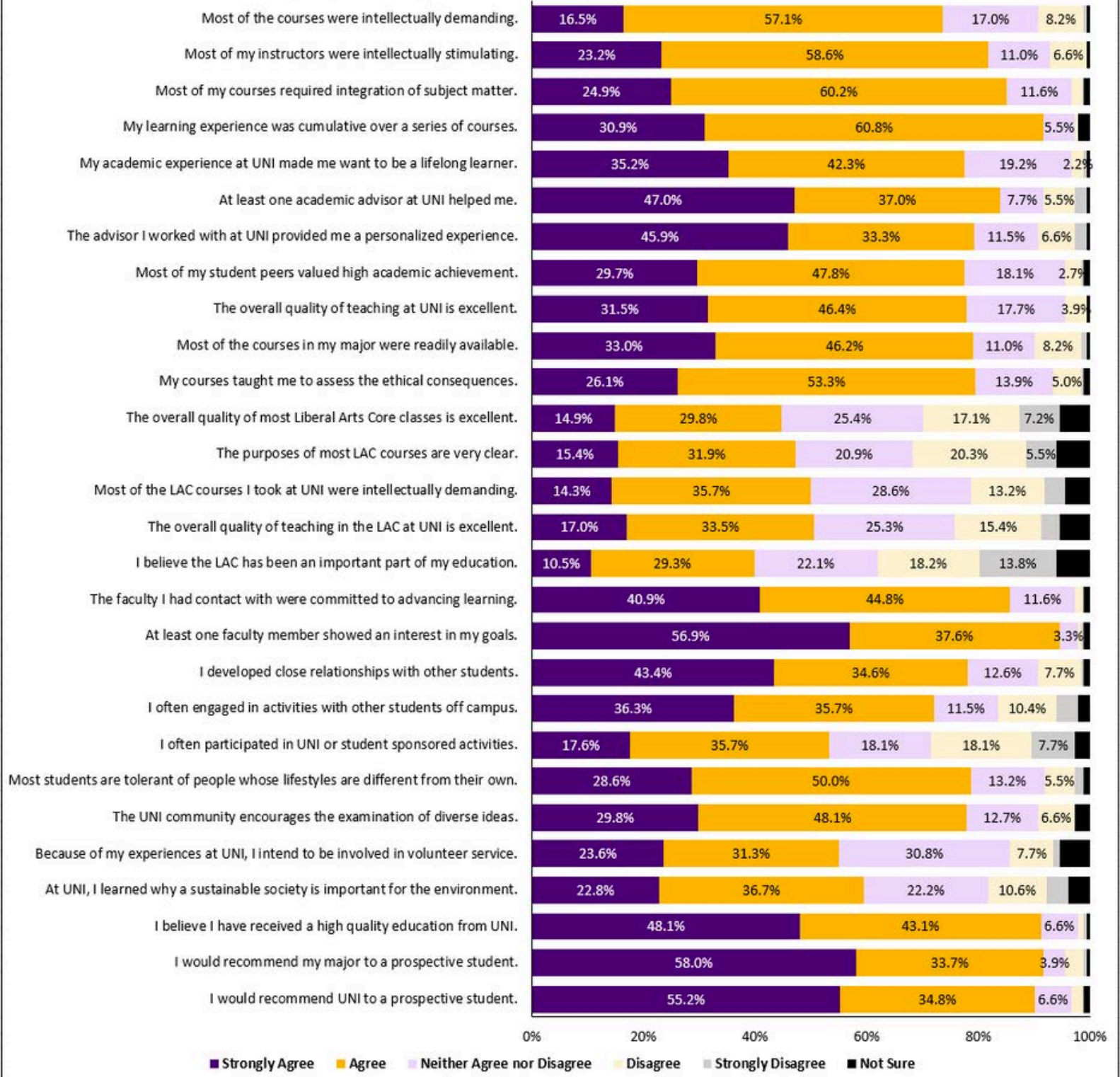


Please indicate the extent to which you agree or disagree:

	N	Strongly Agree	Agree	Neither Agree/Disagree	Disagree	Strongly Disagree	Not Sure	Mean
Most of the courses I took at UNI were intellectually demanding.	134	28.4%	59.0%	9.0%	2.2%	0.7%	0.7%	4.13
Most of my instructors were intellectually stimulating.	135	25.9%	55.6%	14.8%	3.7%	0.0%	0.0%	4.04
Most of my courses required integration of subject matter from several academic areas.	134	26.1%	58.2%	12.7%	2.2%	0.0%	0.7%	4.09
My learning experience was cumulative over a series of courses.	135	40.0%	52.6%	5.9%	0.0%	0.7%	0.7%	4.32
My academic experience at UNI made me want to be a lifelong learner.	134	27.6%	43.3%	23.1%	4.5%	1.5%	0.0%	3.91
At least one academic advisor at UNI helped me to understand my academic, career, or life goals.	134	42.5%	41.0%	10.4%	5.2%	0.7%	0.0%	4.19
The academic advisor I worked with at UNI provided me with a personalized experience.	134	43.3%	31.3%	10.4%	10.4%	2.2%	2.2%	4.05
Most of my student peers valued high academic achievement.	135	25.9%	47.4%	20.7%	5.2%	0.0%	0.7%	3.95
The overall quality of teaching at UNI is excellent.	135	28.1%	51.1%	17.0%	3.0%	0.7%	0.0%	4.03
Most of the courses in my major were readily available when I wanted to take them.	134	40.3%	50.0%	4.5%	3.7%	0.7%	0.7%	4.26
My courses taught me to assess the ethical consequences of decisions, actions, and inaction.	135	31.1%	54.1%	11.9%	2.2%	0.7%	0.0%	4.13
The overall quality of most Liberal Arts Core (LAC) classes is excellent.	135	14.1%	29.6%	31.1%	14.1%	7.4%	3.7%	3.30
The purposes of most LAC courses are very clear.	133	9.8%	35.3%	22.6%	17.3%	10.5%	4.5%	3.17
Most of the LAC courses I took at UNI were intellectually demanding.	135	11.9%	31.9%	25.2%	17.8%	8.1%	5.2%	3.23
The overall quality of teaching in the LAC at UNI is excellent.	135	14.8%	35.6%	31.1%	8.9%	4.4%	5.2%	3.50
I believe the LAC has been an important part of my education.	135	11.9%	23.0%	23.7%	20.7%	17.0%	3.7%	2.92
The faculty I had contact with were committed to advancing student learning.	134	36.6%	53.7%	9.0%	0.0%	0.0%	0.7%	4.28
At least one faculty member showed an active interest in my educational/career goals.	136	49.3%	36.8%	10.3%	2.2%	1.5%	0.0%	4.30
I developed close relationships with other students.	135	38.5%	43.0%	11.1%	4.4%	3.0%	0.0%	4.10
I often engaged in social activities with other students off campus.	134	37.3%	35.8%	14.9%	9.0%	3.0%	0.0%	3.96
I often participated in University or student sponsored activities on campus.	133	21.8%	34.6%	18.8%	18.8%	6.0%	0.0%	3.47
Most UNI students are tolerant of people whose lifestyles are different from their own.	133	26.3%	48.9%	20.3%	3.8%	0.8%	0.0%	3.96
The UNI community encourages the examination of diverse and controversial ideas.	134	20.9%	52.2%	17.9%	8.2%	0.7%	0.0%	3.84
Because of my experiences at UNI, I intend to be involved in volunteer service after graduation.	135	15.6%	28.9%	37.8%	10.4%	3.0%	4.4%	3.46
At UNI, I learned why a sustainable society is important for the environment.	135	18.5%	44.4%	24.4%	9.6%	1.5%	1.5%	3.70
I believe I have received a high quality education from UNI.	135	45.2%	43.7%	9.6%	1.5%	0.0%	0.0%	4.33
I would recommend my major to a prospective student.	134	58.2%	34.3%	5.2%	2.2%	0.0%	0.0%	4.49
I would recommend UNI to a prospective student.	134	51.5%	41.0%	4.5%	2.2%	0.7%	0.0%	4.40

Educational Experiences

Please indicate the extent to which you agree or disagree with the following statements.

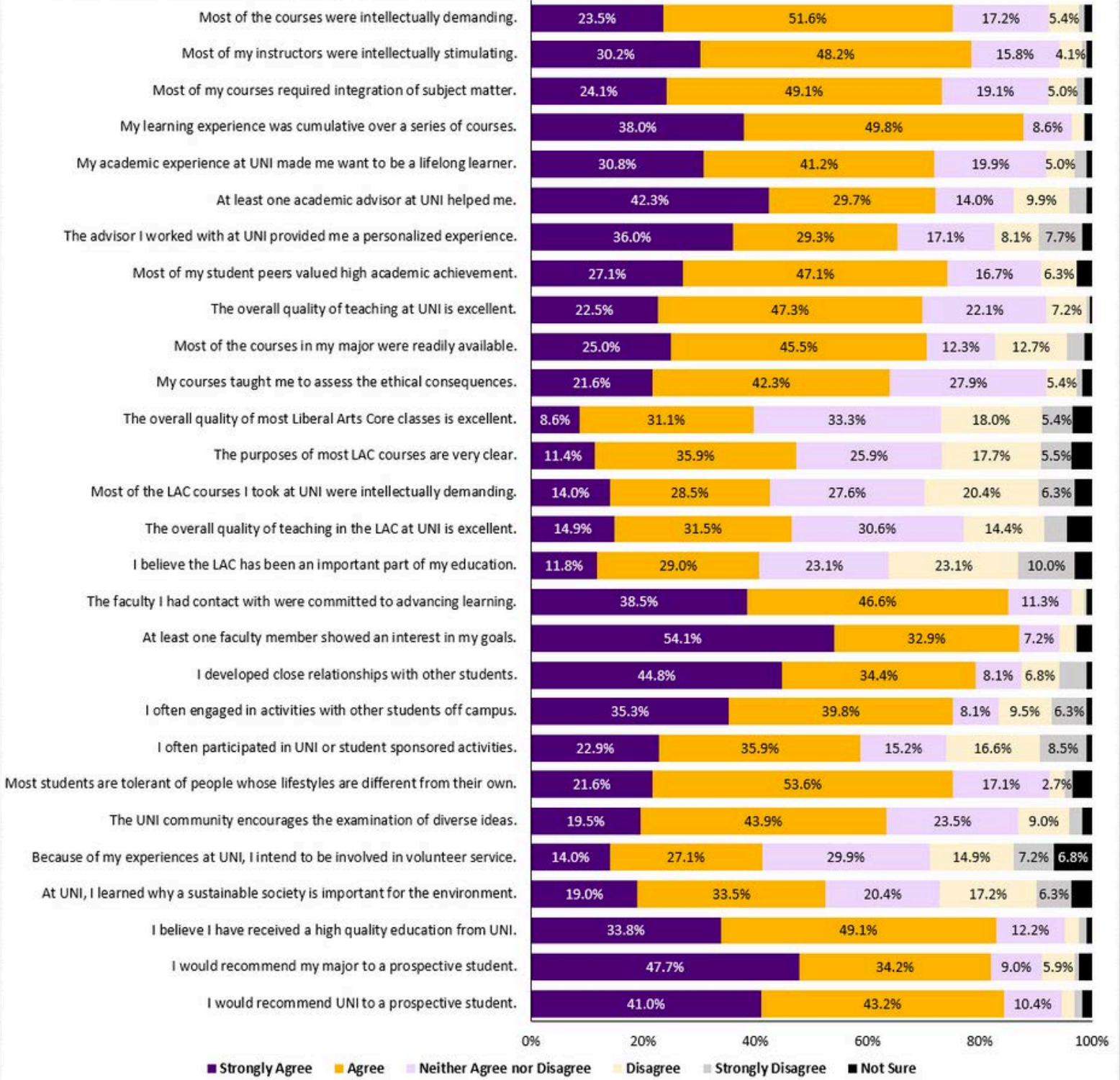


Please indicate the extent to which you agree or disagree:

	N	Strongly Agree	Agree	Neither Agree/Disagree	Disagree	Strongly Disagree	Not Sure	Mean
Most of the courses I took at UNI were intellectually demanding.	182	16.5%	57.1%	17.0%	8.2%	0.5%	0.5%	3.81
Most of my instructors were intellectually stimulating.	181	23.2%	58.6%	11.0%	6.6%	0.0%	0.6%	3.99
Most of my courses required integration of subject matter from several academic areas.	181	24.9%	60.2%	11.6%	2.2%	0.0%	1.1%	4.09
My learning experience was cumulative over a series of courses.	181	30.9%	60.8%	5.5%	0.6%	0.0%	2.2%	4.25
My academic experience at UNI made me want to be a lifelong learner.	182	35.2%	42.3%	19.2%	2.2%	0.5%	0.5%	4.10
At least one academic advisor at UNI helped me to understand my academic, career, or life goals.	181	47.0%	37.0%	7.7%	5.5%	2.2%	0.6%	4.22
The academic advisor I worked with at UNI provided me with a personalized experience.	183	45.9%	33.3%	11.5%	6.6%	2.2%	0.5%	4.15
Most of my student peers valued high academic achievement.	182	29.7%	47.8%	18.1%	2.7%	0.5%	1.1%	4.04
The overall quality of teaching at UNI is excellent.	181	31.5%	46.4%	17.7%	3.9%	0.0%	0.6%	4.06
Most of the courses in my major were readily available when I wanted to take them.	182	33.0%	46.2%	11.0%	8.2%	1.1%	0.5%	4.02
My courses taught me to assess the ethical consequences of decisions, actions, and inaction.	180	26.1%	53.3%	13.9%	5.0%	0.6%	1.1%	4.01
The overall quality of most Liberal Arts Core (LAC) classes is excellent.	181	14.9%	29.8%	25.4%	17.1%	7.2%	5.5%	3.30
The purposes of most LAC courses are very clear.	182	15.4%	31.9%	20.9%	20.3%	5.5%	6.0%	3.33
Most of the LAC courses I took at UNI were intellectually demanding.	182	14.3%	35.7%	28.6%	13.2%	3.8%	4.4%	3.45
The overall quality of teaching in the LAC at UNI is excellent.	182	17.0%	33.5%	25.3%	15.4%	3.3%	5.5%	3.48
I believe the LAC has been an important part of my education.	181	10.5%	29.3%	22.1%	18.2%	13.8%	6.1%	3.05
The faculty I had contact with were committed to advancing student learning.	181	40.9%	44.8%	11.6%	1.7%	0.0%	1.1%	4.26
At least one faculty member showed an active interest in my educational/career goals.	181	56.9%	37.6%	3.3%	0.6%	0.6%	1.1%	4.51
I developed close relationships with other students.	182	43.4%	34.6%	12.6%	7.7%	0.5%	1.1%	4.14
I often engaged in social activities with other students off campus.	182	36.3%	35.7%	11.5%	10.4%	3.8%	2.2%	3.92
I often participated in University or student sponsored activities on campus.	182	17.6%	35.7%	18.1%	18.1%	7.7%	2.7%	3.38
Most UNI students are tolerant of people whose lifestyles are different from their own.	182	28.6%	50.0%	13.2%	5.5%	1.6%	1.1%	3.99
The UNI community encourages the examination of diverse and controversial ideas.	181	29.8%	48.1%	12.7%	6.6%	0.0%	2.8%	4.04
Because of my experiences at UNI, I intend to be involved in volunteer service after graduation.	182	23.6%	31.3%	30.8%	7.7%	1.1%	5.5%	3.73
At UNI, I learned why a sustainable society is important for the environment.	180	22.8%	36.7%	22.2%	10.6%	3.9%	3.9%	3.66
I believe I have received a high quality education from UNI.	181	48.1%	43.1%	6.6%	1.1%	0.6%	0.6%	4.38
I would recommend my major to a prospective student.	181	58.0%	33.7%	3.9%	3.3%	0.6%	0.6%	4.46
I would recommend UNI to a prospective student.	181	55.2%	34.8%	6.6%	2.2%	0.0%	1.1%	4.45

Educational Experiences

Please indicate the extent to which you agree or disagree with the following statements.

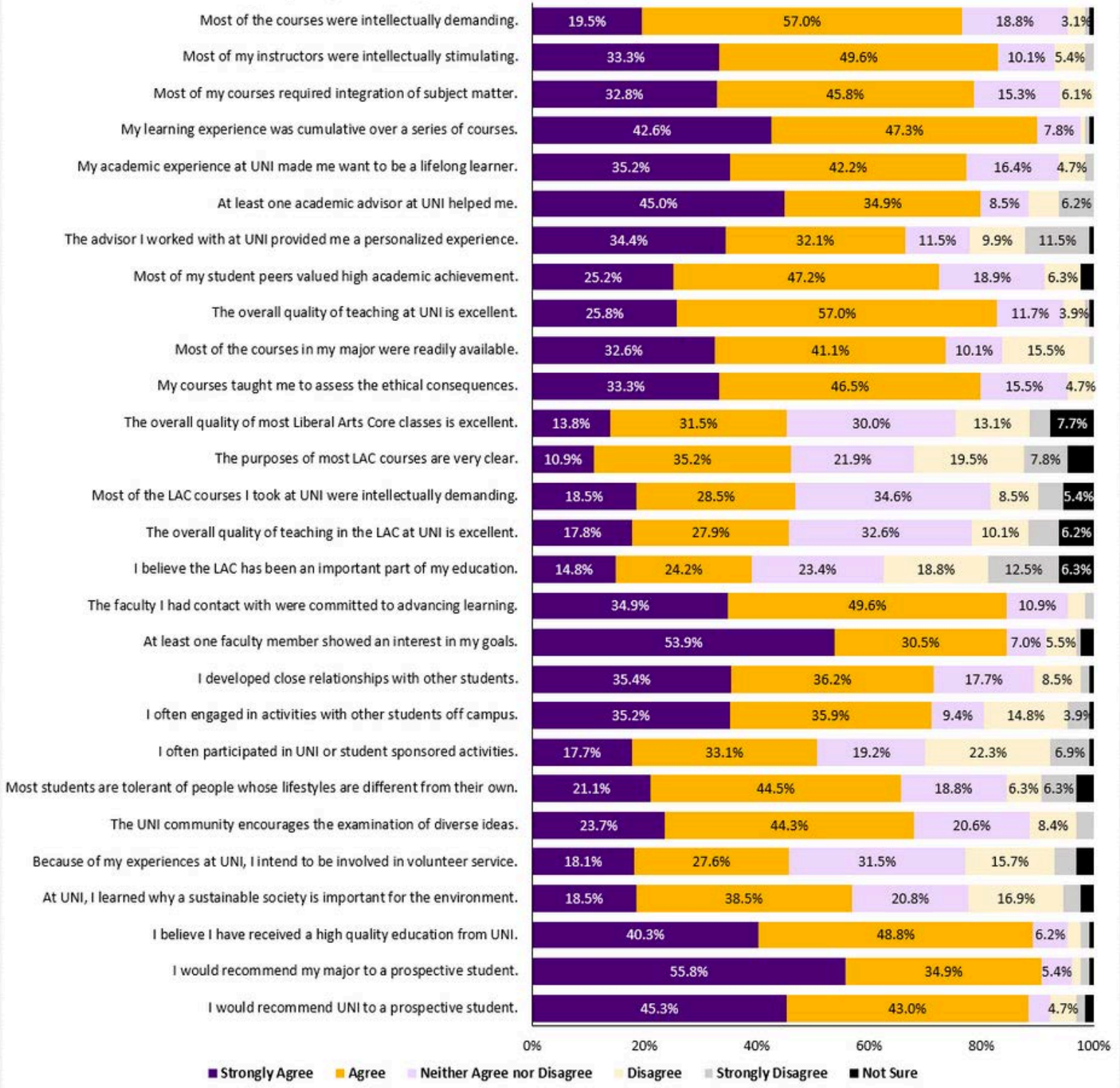


Please indicate the extent to which you agree or disagree:

	N	Strongly Agree	Agree	Neither Agree/Disagree	Disagree	Strongly Disagree	Not Sure	Mean
Most of the courses I took at UNI were intellectually demanding.	221	23.5%	51.6%	17.2%	5.4%	0.9%	1.4%	3.93
Most of my instructors were intellectually stimulating.	222	30.2%	48.2%	15.8%	4.1%	0.9%	0.9%	4.04
Most of my courses required integration of subject matter from several academic areas.	220	24.1%	49.1%	19.1%	5.0%	1.4%	1.4%	3.91
My learning experience was cumulative over a series of courses.	221	38.0%	49.8%	8.6%	2.3%	0.0%	1.4%	4.25
My academic experience at UNI made me want to be a lifelong learner.	221	30.8%	41.2%	19.9%	5.0%	2.3%	0.9%	3.94
At least one academic advisor at UNI helped me to understand my academic, career, or life goals.	222	42.3%	29.7%	14.0%	9.9%	3.2%	0.9%	3.99
The academic advisor I worked with at UNI provided me with a personalized experience.	222	36.0%	29.3%	17.1%	8.1%	7.7%	1.8%	3.79
Most of my student peers valued high academic achievement.	221	27.1%	47.1%	16.7%	6.3%	0.0%	2.7%	3.98
The overall quality of teaching at UNI is excellent.	222	22.5%	47.3%	22.1%	7.2%	0.5%	0.5%	3.85
Most of the courses in my major were readily available when I wanted to take them.	220	25.0%	45.5%	12.3%	12.7%	3.2%	1.4%	3.77
My courses taught me to assess the ethical consequences of decisions, actions, and inaction.	222	21.6%	42.3%	27.9%	5.4%	0.9%	1.8%	3.80
The overall quality of most Liberal Arts Core (LAC) classes is excellent.	222	8.6%	31.1%	33.3%	18.0%	5.4%	3.6%	3.20
The purposes of most LAC courses are very clear.	220	11.4%	35.9%	25.9%	17.7%	5.5%	3.6%	3.31
Most of the LAC courses I took at UNI were intellectually demanding.	221	14.0%	28.5%	27.6%	20.4%	6.3%	3.2%	3.24
The overall quality of teaching in the LAC at UNI is excellent.	222	14.9%	31.5%	30.6%	14.4%	4.1%	4.5%	3.41
I believe the LAC has been an important part of my education.	221	11.8%	29.0%	23.1%	23.1%	10.0%	3.2%	3.10
The faculty I had contact with were committed to advancing student learning.	221	38.5%	46.6%	11.3%	2.3%	0.5%	0.9%	4.21
At least one faculty member showed an active interest in my educational/career goals.	222	54.1%	32.9%	7.2%	2.7%	0.5%	2.7%	4.41
I developed close relationships with other students.	221	44.8%	34.4%	8.1%	6.8%	5.0%	0.9%	4.08
I often engaged in social activities with other students off campus.	221	35.3%	39.8%	8.1%	9.5%	6.3%	0.9%	3.89
I often participated in University or student sponsored activities on campus.	223	22.9%	35.9%	15.2%	16.6%	8.5%	0.9%	3.48
Most UNI students are tolerant of people whose lifestyles are different from their own.	222	21.6%	53.6%	17.1%	2.7%	1.4%	3.6%	3.95
The UNI community encourages the examination of diverse and controversial ideas.	221	19.5%	43.9%	23.5%	9.0%	2.3%	1.8%	3.71
Because of my experiences at UNI, I intend to be involved in volunteer service after graduation.	221	14.0%	27.1%	29.9%	14.9%	7.2%	6.8%	3.28
At UNI, I learned why a sustainable society is important for the environment.	221	19.0%	33.5%	20.4%	17.2%	6.3%	3.6%	3.43
I believe I have received a high quality education from UNI.	222	33.8%	49.1%	12.2%	2.7%	1.4%	0.9%	4.12
I would recommend my major to a prospective student.	222	47.7%	34.2%	9.0%	5.9%	0.9%	2.3%	4.25
I would recommend UNI to a prospective student.	222	41.0%	43.2%	10.4%	2.3%	1.4%	1.8%	4.22

Educational Experiences

Please indicate the extent to which you agree or disagree with the following statements.

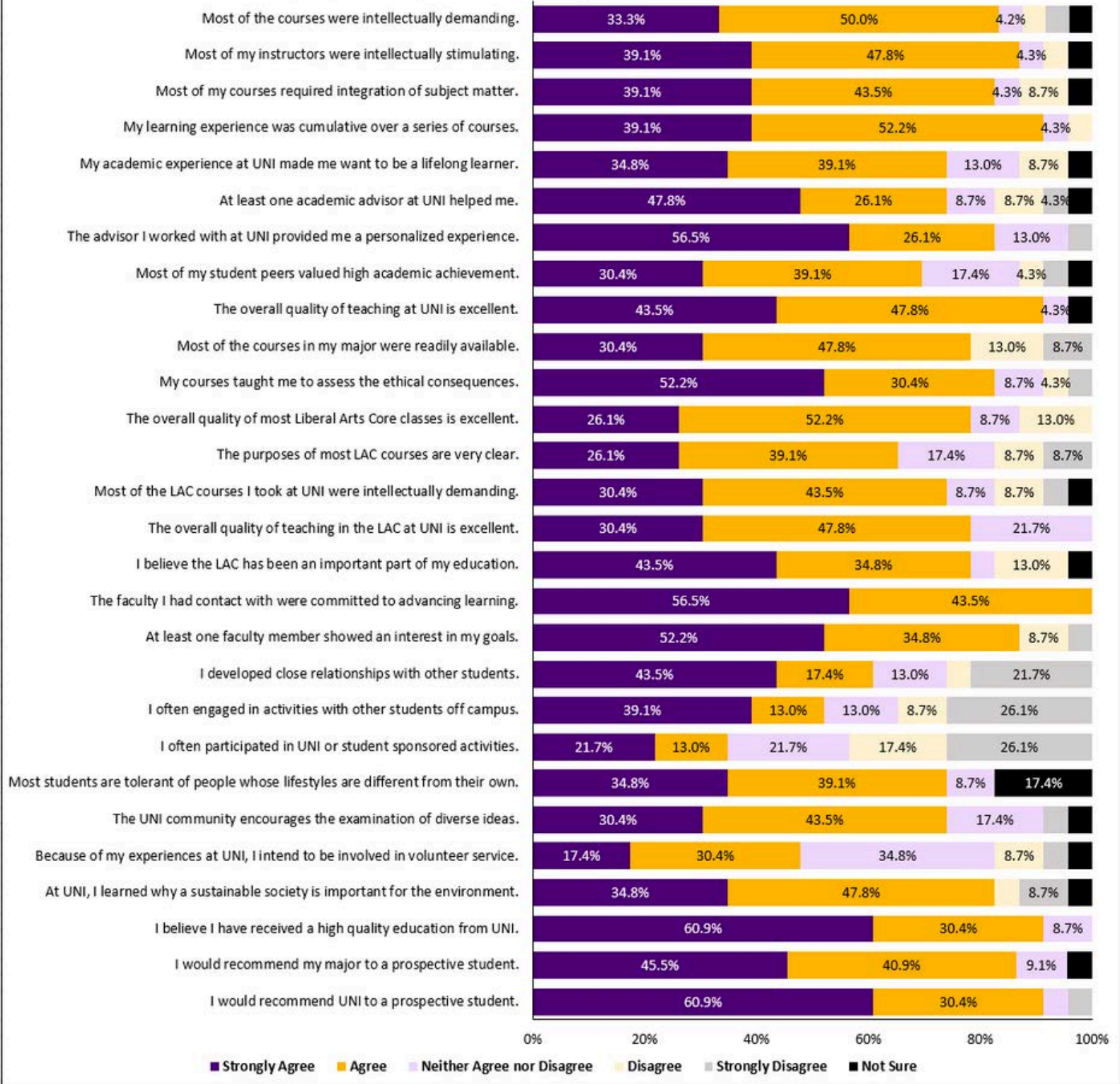


Please indicate the extent to which you agree or disagree:

	N	Strongly Agree	Agree	Neither Agree/Disagree	Disagree	Strongly Disagree	Not Sure	Mean
Most of the courses I took at UNI were intellectually demanding.	128	19.5%	57.0%	18.8%	3.1%	0.8%	0.8%	3.92
Most of my instructors were intellectually stimulating.	129	33.3%	49.6%	10.1%	5.4%	1.6%	0.0%	4.08
Most of my courses required integration of subject matter from several academic areas.	131	32.8%	45.8%	15.3%	6.1%	0.0%	0.0%	4.05
My learning experience was cumulative over a series of courses.	129	42.6%	47.3%	7.8%	0.8%	0.8%	0.8%	4.31
My academic experience at UNI made me want to be a lifelong learner.	128	35.2%	42.2%	16.4%	4.7%	1.6%	0.0%	4.05
At least one academic advisor at UNI helped me to understand my academic, career, or life goals.	129	45.0%	34.9%	8.5%	5.4%	6.2%	0.0%	4.07
The academic advisor I worked with at UNI provided me with a personalized experience.	131	34.4%	32.1%	11.5%	9.9%	11.5%	0.8%	3.68
Most of my student peers valued high academic achievement.	127	25.2%	47.2%	18.9%	6.3%	0.0%	2.4%	3.94
The overall quality of teaching at UNI is excellent.	128	25.8%	57.0%	11.7%	3.9%	0.8%	0.8%	4.04
Most of the courses in my major were readily available when I wanted to take them.	129	32.6%	41.1%	10.1%	15.5%	0.8%	0.0%	3.89
My courses taught me to assess the ethical consequences of decisions, actions, and inaction.	129	33.3%	46.5%	15.5%	4.7%	0.0%	0.0%	4.09
The overall quality of most Liberal Arts Core (LAC) classes is excellent.	130	13.8%	31.5%	30.0%	13.1%	3.8%	7.7%	3.42
The purposes of most LAC courses are very clear.	128	10.9%	35.2%	21.9%	19.5%	7.8%	4.7%	3.23
Most of the LAC courses I took at UNI were intellectually demanding.	130	18.5%	28.5%	34.6%	8.5%	4.6%	5.4%	3.50
The overall quality of teaching in the LAC at UNI is excellent.	129	17.8%	27.9%	32.6%	10.1%	5.4%	6.2%	3.45
I believe the LAC has been an important part of my education.	128	14.8%	24.2%	23.4%	18.8%	12.5%	6.3%	3.11
The faculty I had contact with were committed to advancing student learning.	129	34.9%	49.6%	10.9%	3.1%	1.6%	0.0%	4.13
At least one faculty member showed an active interest in my educational/career goals.	128	53.9%	30.5%	7.0%	5.5%	0.8%	2.3%	4.34
I developed close relationships with other students.	130	35.4%	36.2%	17.7%	8.5%	1.5%	0.8%	3.96
I often engaged in social activities with other students off campus.	128	35.2%	35.9%	9.4%	14.8%	3.9%	0.8%	3.84
I often participated in University or student sponsored activities on campus.	130	17.7%	33.1%	19.2%	22.3%	6.9%	0.8%	3.33
Most UNI students are tolerant of people whose lifestyles are different from their own.	128	21.1%	44.5%	18.8%	6.3%	6.3%	3.1%	3.70
The UNI community encourages the examination of diverse and controversial ideas.	131	23.7%	44.3%	20.6%	8.4%	3.1%	0.0%	3.77
Because of my experiences at UNI, I intend to be involved in volunteer service after graduation.	127	18.1%	27.6%	31.5%	15.7%	3.9%	3.1%	3.41
At UNI, I learned why a sustainable society is important for the environment.	130	18.5%	38.5%	20.8%	16.9%	3.1%	2.3%	3.54
I believe I have received a high quality education from UNI.	129	40.3%	48.8%	6.2%	2.3%	1.6%	0.8%	4.25
I would recommend my major to a prospective student.	129	55.8%	34.9%	5.4%	1.6%	1.6%	0.8%	4.43
I would recommend UNI to a prospective student.	128	45.3%	43.0%	3.9%	4.7%	1.6%	1.6%	4.28

Educational Experiences

Please indicate the extent to which you agree or disagree with the following statements.

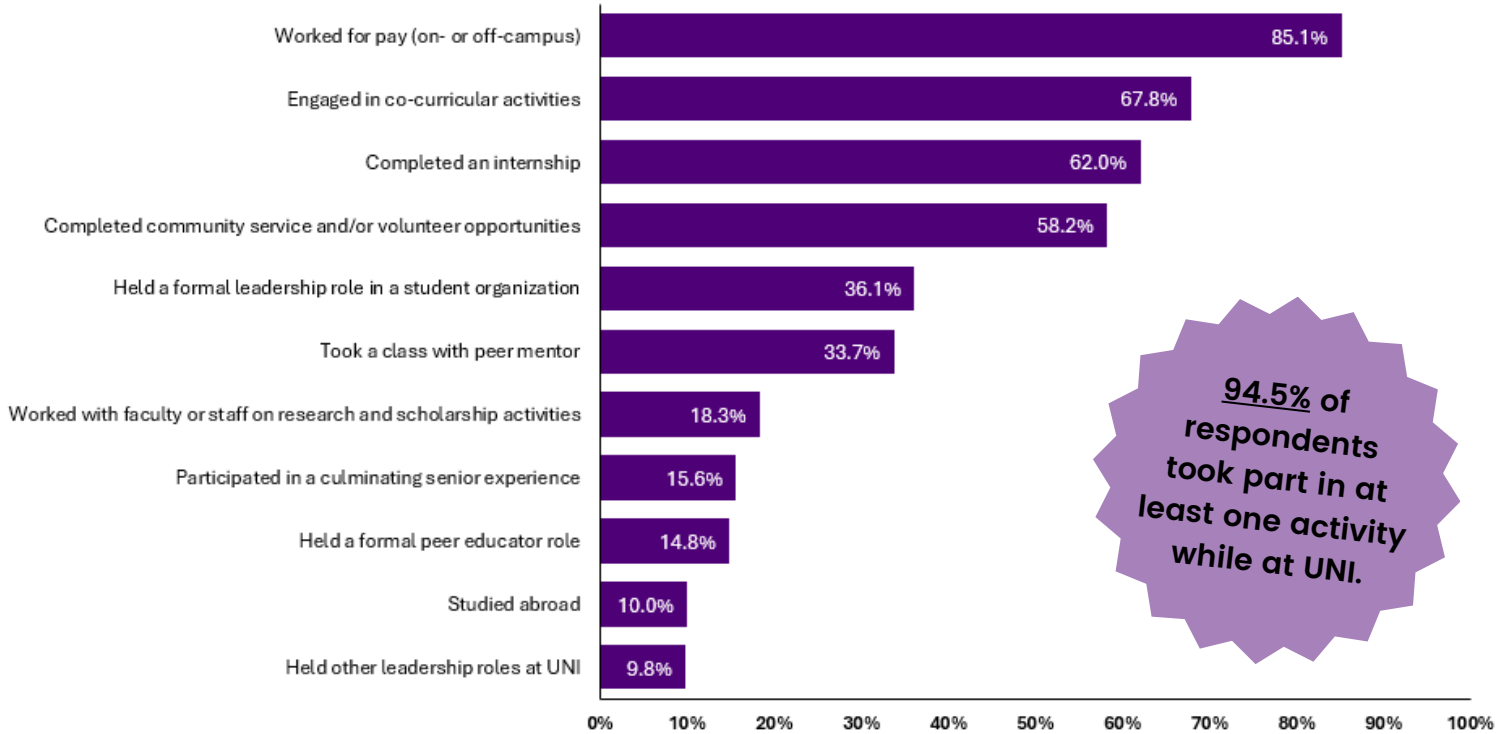


Please indicate the extent to which you agree or disagree:

	N	Strongly Agree	Agree	Neither Agree/Disagree	Disagree	Strongly Disagree	Not Sure	Mean
Most of the courses I took at UNI were intellectually demanding.	24	33.3%	50.0%	4.2%	4.2%	4.2%	4.2%	4.09
Most of my instructors were intellectually stimulating.	23	39.1%	47.8%	4.3%	4.3%	0.0%	4.3%	4.27
Most of my courses required integration of subject matter from several academic areas.	23	39.1%	43.5%	4.3%	8.7%	0.0%	4.3%	4.18
My learning experience was cumulative over a series of courses.	23	39.1%	52.2%	4.3%	4.3%	0.0%	0.0%	4.26
My academic experience at UNI made me want to be a lifelong learner.	23	34.8%	39.1%	13.0%	8.7%	0.0%	4.3%	4.05
At least one academic advisor at UNI helped me to understand my academic, career, or life goals.	23	47.8%	26.1%	8.7%	8.7%	4.3%	4.3%	4.09
The academic advisor I worked with at UNI provided me with a personalized experience.	23	56.5%	26.1%	13.0%	0.0%	4.3%	0.0%	4.30
Most of my student peers valued high academic achievement.	23	30.4%	39.1%	17.4%	4.3%	4.3%	4.3%	3.91
The overall quality of teaching at UNI is excellent.	23	43.5%	47.8%	4.3%	0.0%	0.0%	4.3%	4.41
Most of the courses in my major were readily available when I wanted to take them.	23	30.4%	47.8%	0.0%	13.0%	8.7%	0.0%	3.78
My courses taught me to assess the ethical consequences of decisions, actions, and inaction.	23	52.2%	30.4%	8.7%	4.3%	4.3%	0.0%	4.22
The overall quality of most Liberal Arts Core (LAC) classes is excellent.	23	26.1%	52.2%	8.7%	13.0%	0.0%	0.0%	3.91
The purposes of most LAC courses are very clear.	23	26.1%	39.1%	17.4%	8.7%	8.7%	0.0%	3.65
Most of the LAC courses I took at UNI were intellectually demanding.	23	30.4%	43.5%	8.7%	8.7%	4.3%	4.3%	3.91
The overall quality of teaching in the LAC at UNI is excellent.	23	30.4%	47.8%	21.7%	0.0%	0.0%	0.0%	4.09
I believe the LAC has been an important part of my education.	23	43.5%	34.8%	4.3%	13.0%	0.0%	4.3%	4.14
The faculty I had contact with were committed to advancing student learning.	23	56.5%	43.5%	0.0%	0.0%	0.0%	0.0%	4.57
At least one faculty member showed an active interest in my educational/career goals.	23	52.2%	34.8%	0.0%	8.7%	4.3%	0.0%	4.22
I developed close relationships with other students.	23	43.5%	17.4%	13.0%	4.3%	21.7%	0.0%	3.57
I often engaged in social activities with other students off campus.	23	39.1%	13.0%	13.0%	8.7%	26.1%	0.0%	3.30
I often participated in University or student sponsored activities on campus.	23	21.7%	13.0%	21.7%	17.4%	26.1%	0.0%	2.87
Most UNI students are tolerant of people whose lifestyles are different from their own.	23	34.8%	39.1%	8.7%	0.0%	0.0%	17.4%	4.32
The UNI community encourages the examination of diverse and controversial ideas.	23	30.4%	43.5%	17.4%	0.0%	4.3%	4.3%	4.00
Because of my experiences at UNI, I intend to be involved in volunteer service after graduation.	23	17.4%	30.4%	34.8%	8.7%	4.3%	4.3%	3.50
At UNI, I learned why a sustainable society is important for the environment.	23	34.8%	47.8%	0.0%	4.3%	8.7%	4.3%	4.00
I believe I have received a high quality education from UNI.	23	60.9%	30.4%	8.7%	0.0%	0.0%	0.0%	4.52
I would recommend my major to a prospective student.	22	45.5%	40.9%	9.1%	0.0%	0.0%	4.5%	4.38
I would recommend UNI to a prospective student.	23	60.9%	30.4%	4.3%	0.0%	4.3%	0.0%	4.43

Participation at UNI

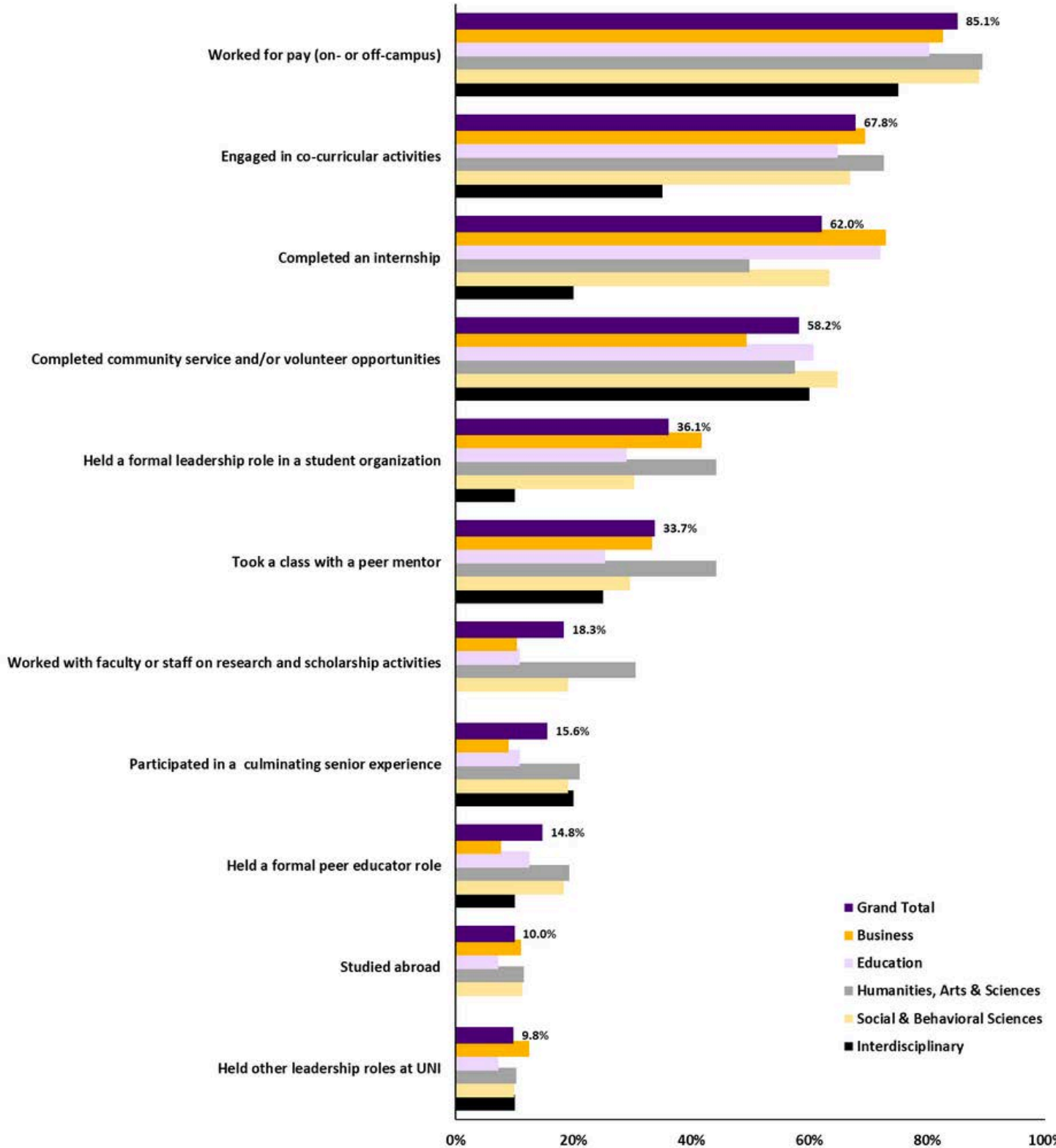
Please select all of the following you have done during your time at UNI.



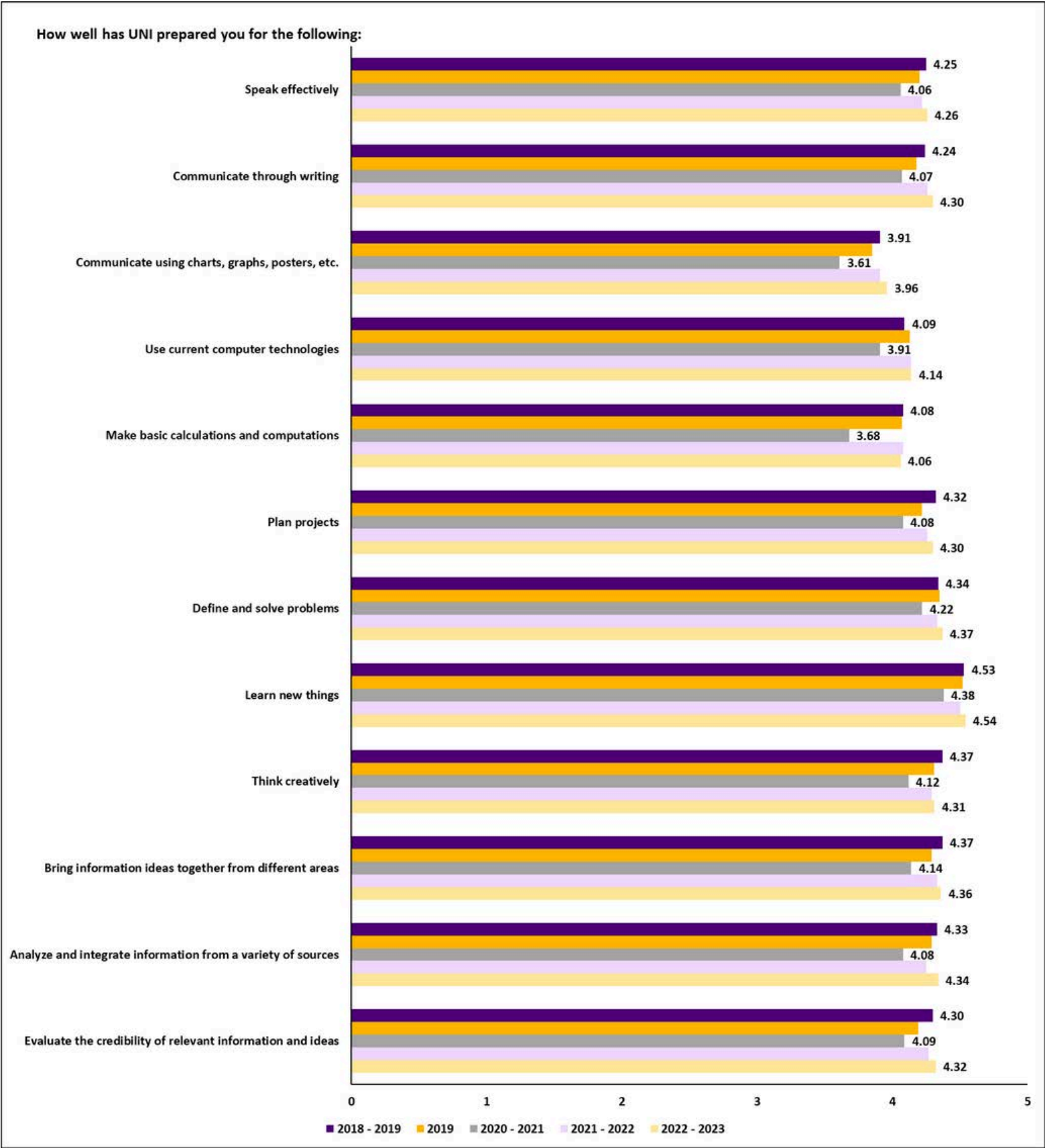
	Grand Total
Worked for pay (on- or off-campus)	623 (85.1%)
Engaged in co-curricular activities	496 (67.8%)
Completed an internship	454 (62.0%)
Completed community service and/or volunteer opportunities	426 (58.2%)
Held a formal leadership role in a student organization	264 (36.1%)
Took a class with a peer mentor	247 (33.7%)
Worked with faculty or staff on research and scholarship activities	134 (18.3%)
Participated in a culminating senior experience	114 (15.6%)
Held a formal peer educator role	108 (14.8%)
Studied abroad	73 (10.0%)
Held other leadership roles at UNI	72 (9.8%)

Participation by College

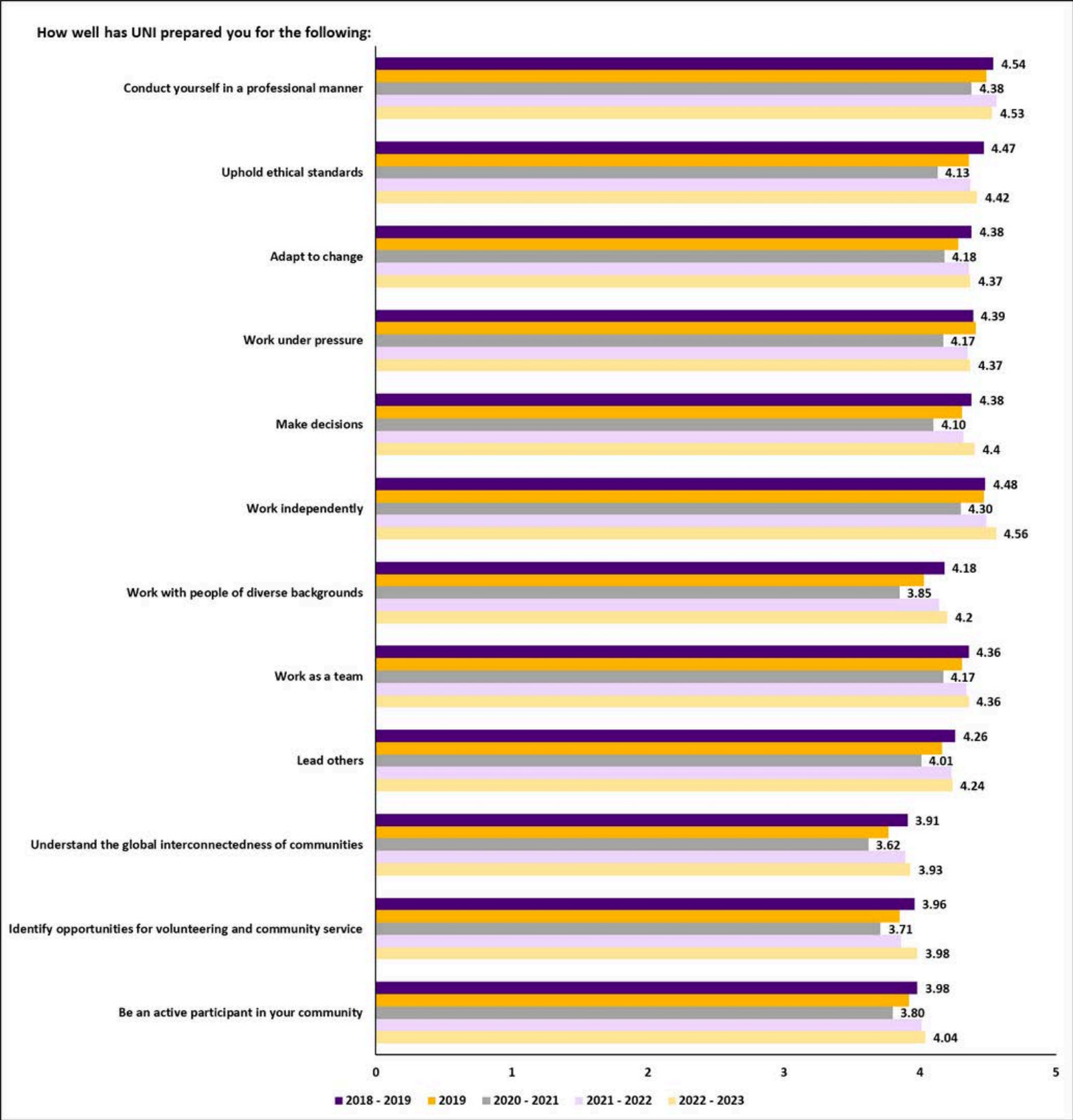
Please select all of the following you have done during your time at UNI.



Comparison Across the Years

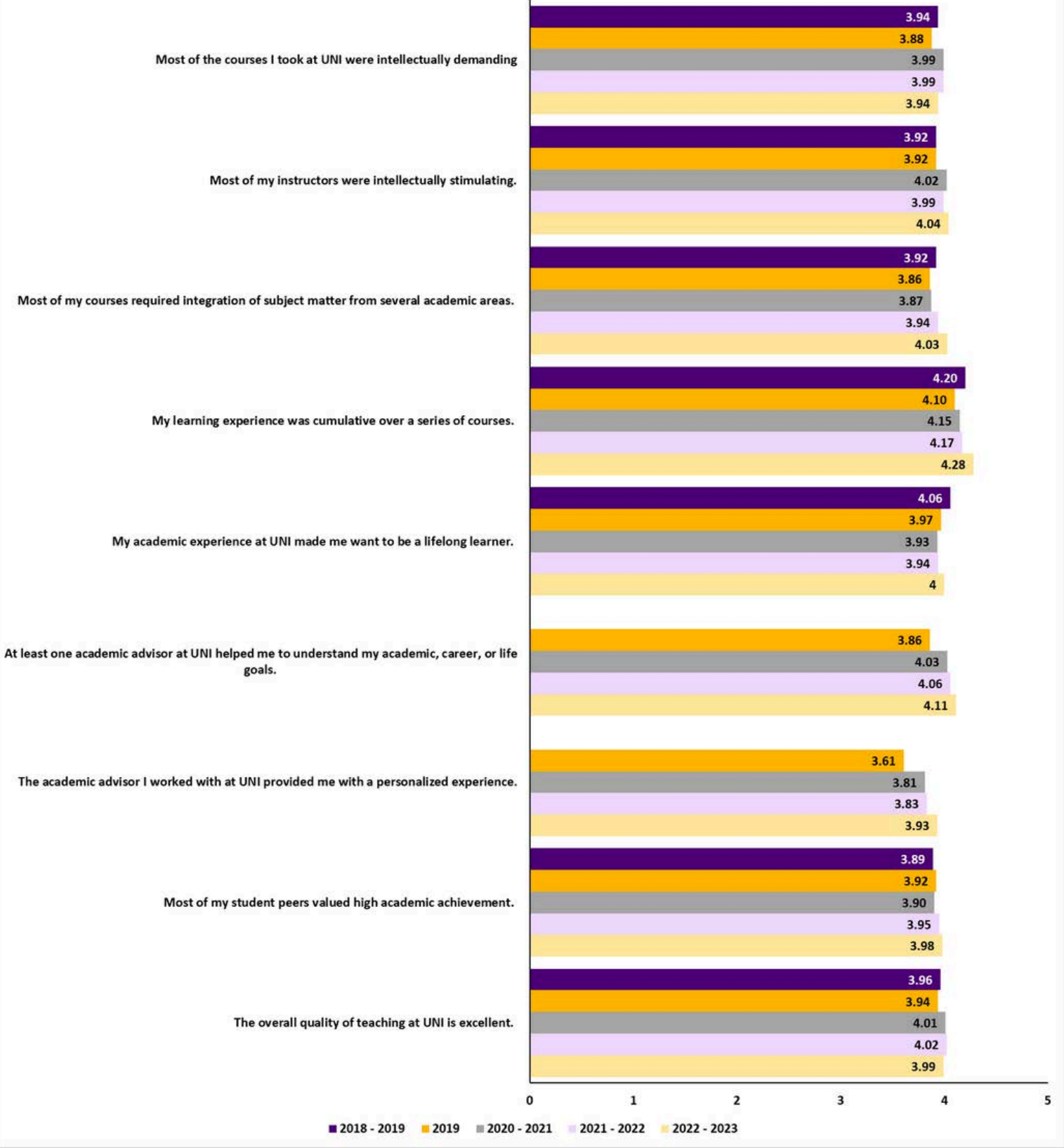


Comparison Across the Years

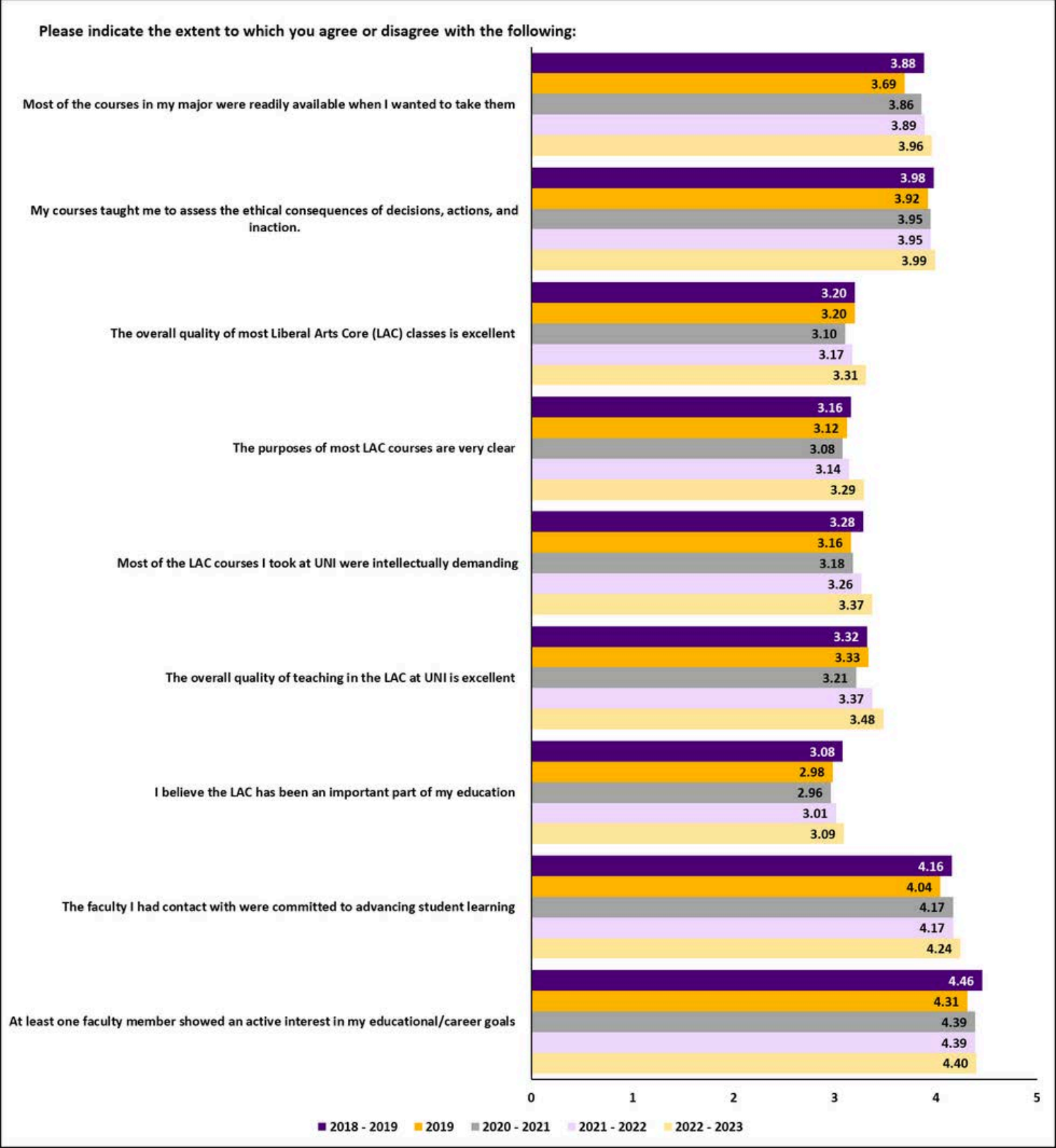


Comparison Across the Years

Please indicate the extent to which you agree or disagree with the following:



Comparison Across the Years



Comparison Across the Years

