

University of Northern Iowa

UNI ScholarWorks

Institutional Effectiveness & Planning
Documents

Institutional Effectiveness & Planning

2022

2021-2022 Graduating Senior Report

University of Northern Iowa. Office of Institutional Research and Effectiveness.

Let us know how access to this document benefits you

Copyright ©2022 University of Northern Iowa

Follow this and additional works at: https://scholarworks.uni.edu/ire_documents



Part of the [Higher Education Administration Commons](#)

Recommended Citation

University of Northern Iowa. Office of Institutional Research and Effectiveness., "2021-2022 Graduating Senior Report" (2022). *Institutional Effectiveness & Planning Documents*. 286.

https://scholarworks.uni.edu/ire_documents/286

This Report is brought to you for free and open access by the Institutional Effectiveness & Planning at UNI ScholarWorks. It has been accepted for inclusion in Institutional Effectiveness & Planning Documents by an authorized administrator of UNI ScholarWorks. For more information, please contact scholarworks@uni.edu.

Offensive Materials Statement: Materials located in UNI ScholarWorks come from a broad range of sources and time periods. Some of these materials may contain offensive stereotypes, ideas, visuals, or language.

Graduating Senior Report



2021 - 2022

Table of Contents

Survey Highlights.....	3
Survey Methodology	4
Respondent Demographics	5
Post-Graduation Plans	8
Educational Experiences and Skills	12
College of Business.....	15
College of Education.....	17
College of Humanities, Arts & Sciences.....	19
College of Social and Behavioral Sciences.....	21
Interdisciplinary.....	23
Academic and Social Environment.....	25
College of Business.....	27
College of Education.....	29
College of Humanities, Arts & Sciences.....	31
College of Social and Behavioral Sciences.....	33
Interdisciplinary.....	35
Other Activities	37
Comparison Across the Years.....	38
IE&P Office Contact Information	43

Survey Highlights

93%

Would recommend their major

40.1%

Response Rate

81%

Agree that UNI made them want to be lifelong learners

91%

Would recommend UNI to a prospective student

67%

Plan to work after graduation

92%

Believe that UNI they received a high quality education at UNI

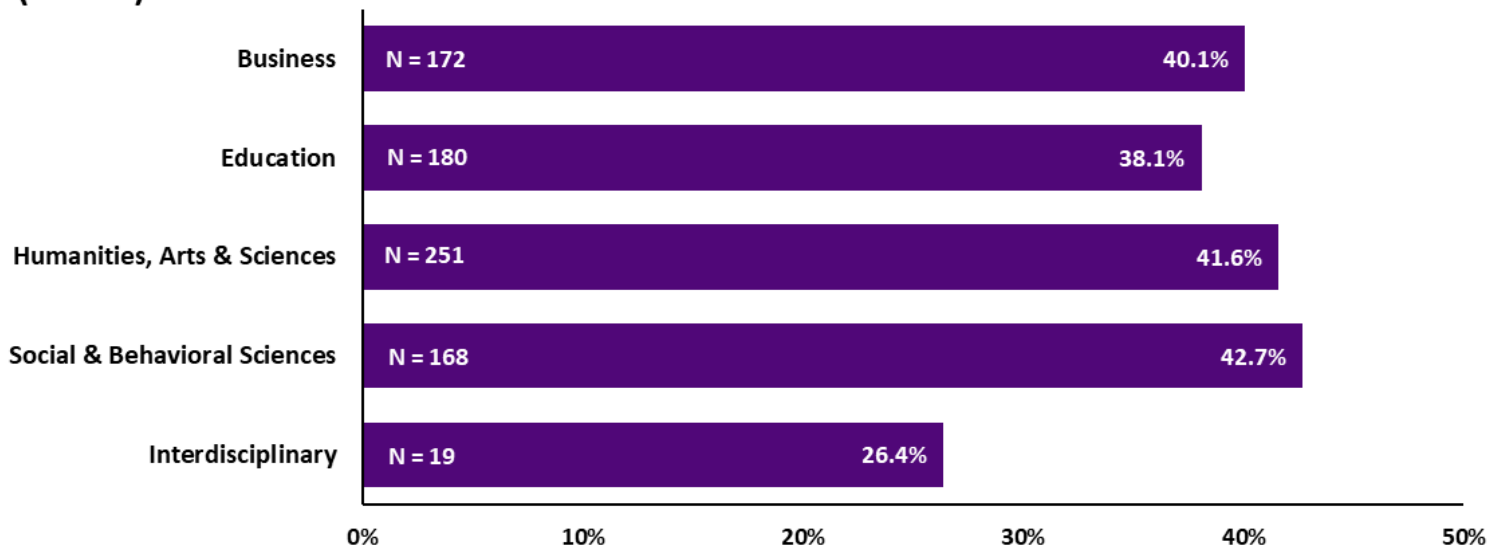


Survey Methodology

The survey invitation was sent to 1970 undergraduate students who applied for graduation in Fall 2021, Spring 2022, and Summer 2022 with a response rate of 40.1%.

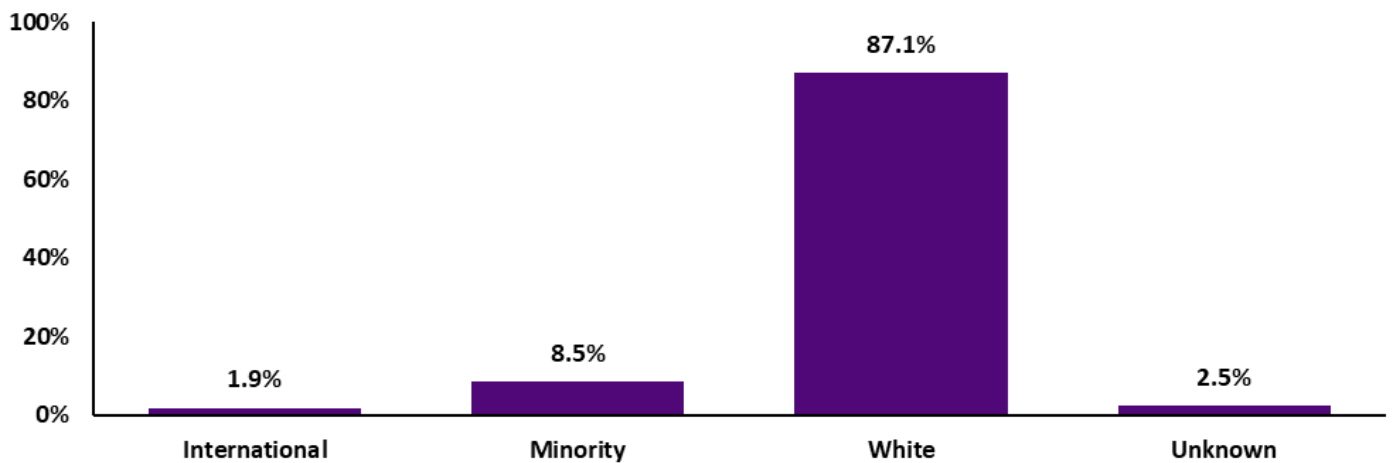
**Response
Rate
40.1%**

**Response Rate by College
(N=790)**

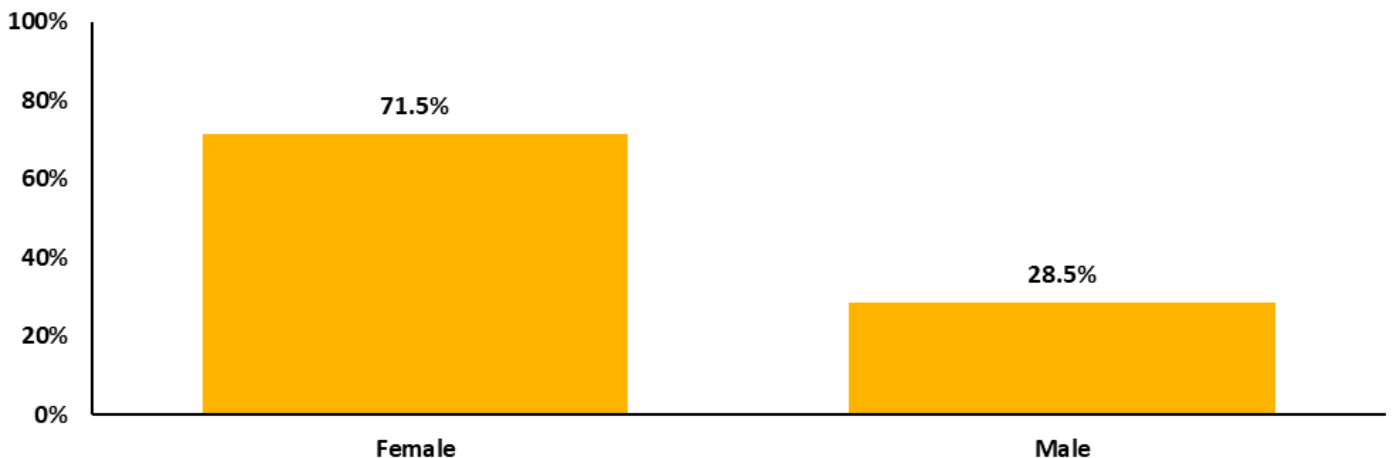


Respondent Demographics

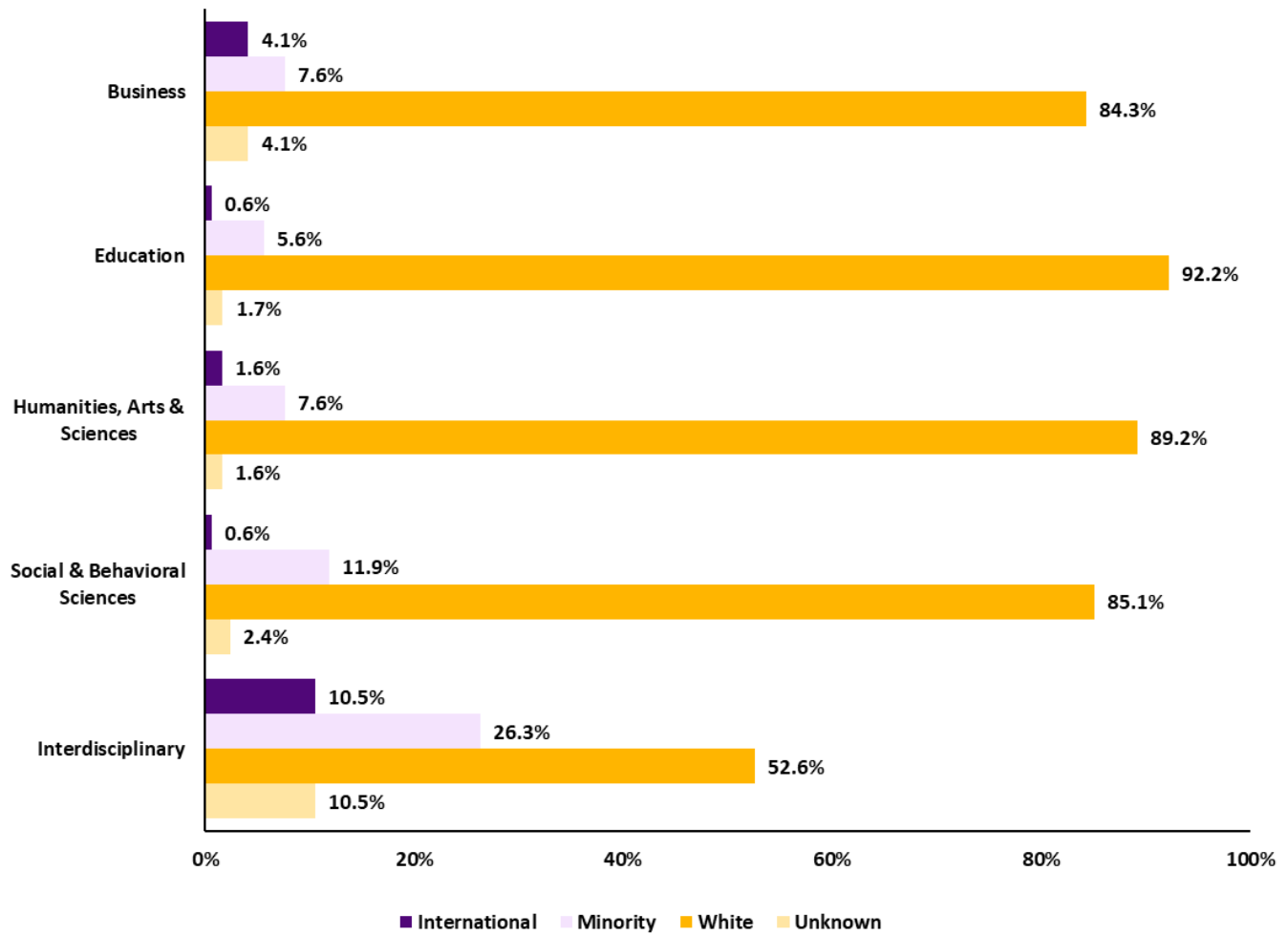
Respondents by Race/Ethnicity (N=790)



Respondents by Legal Sex (N=790)

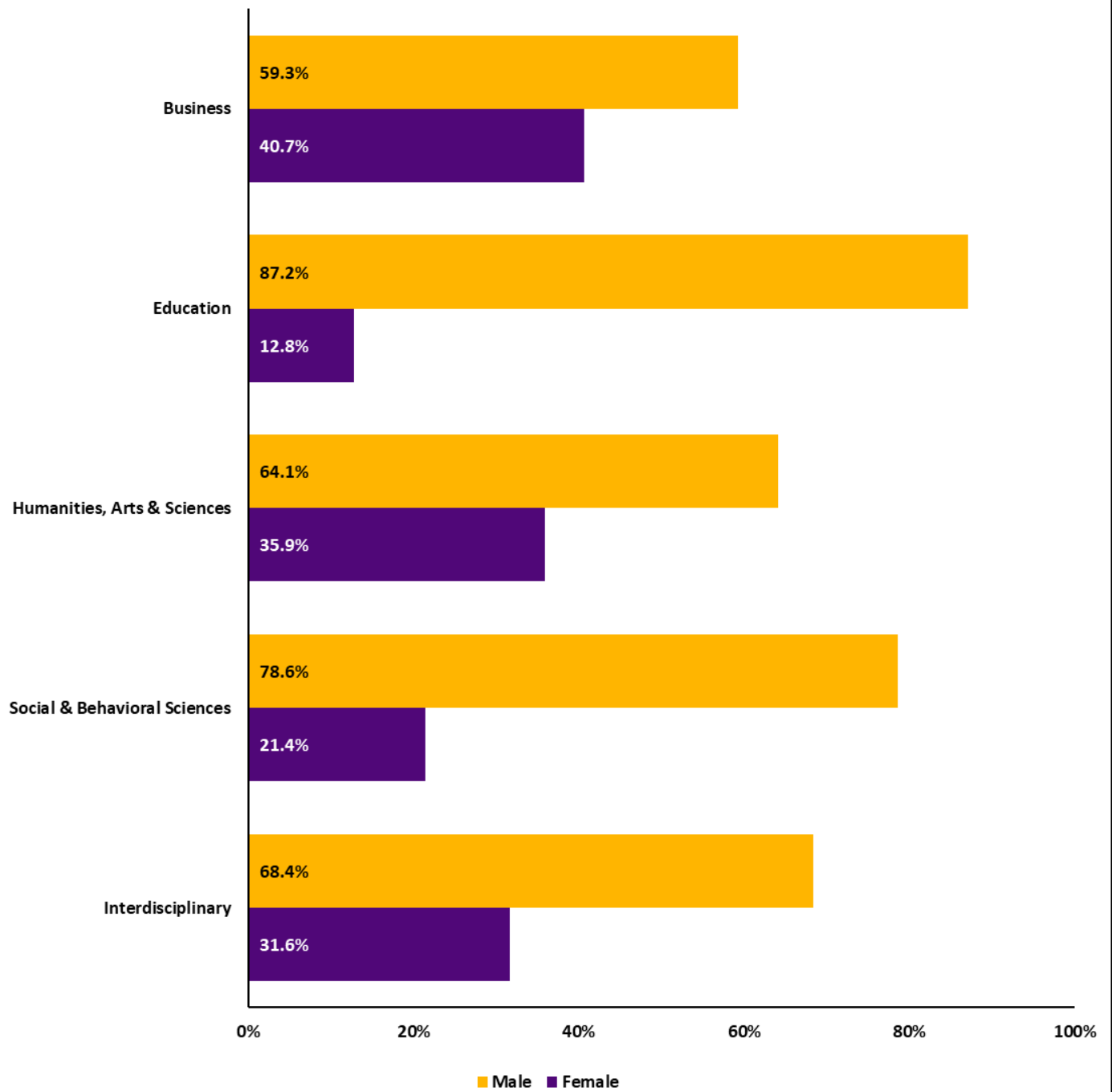


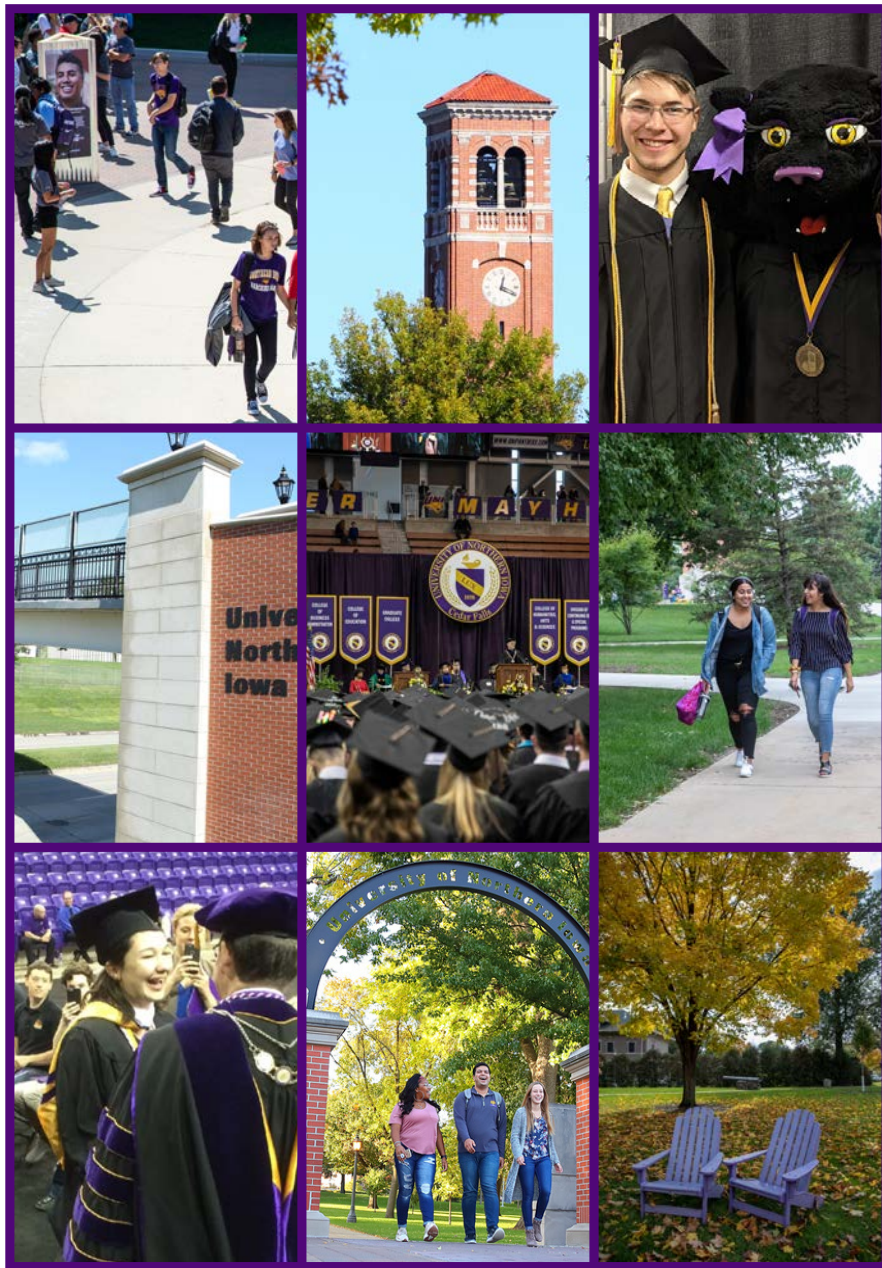
Respondent Race/Ethnicity by College



	Business	Education	Humanities, Arts & Sciences	Social & Behavioral Sciences	Interdisciplinary
International	4.1%	0.6%	1.6%	0.6%	10.5%
Minority	7.6%	5.6%	7.6%	11.9%	26.3%
White	84.3%	92.2%	89.2%	85.1%	52.6%
Unknown	4.1%	1.7%	1.6%	2.4%	10.5%

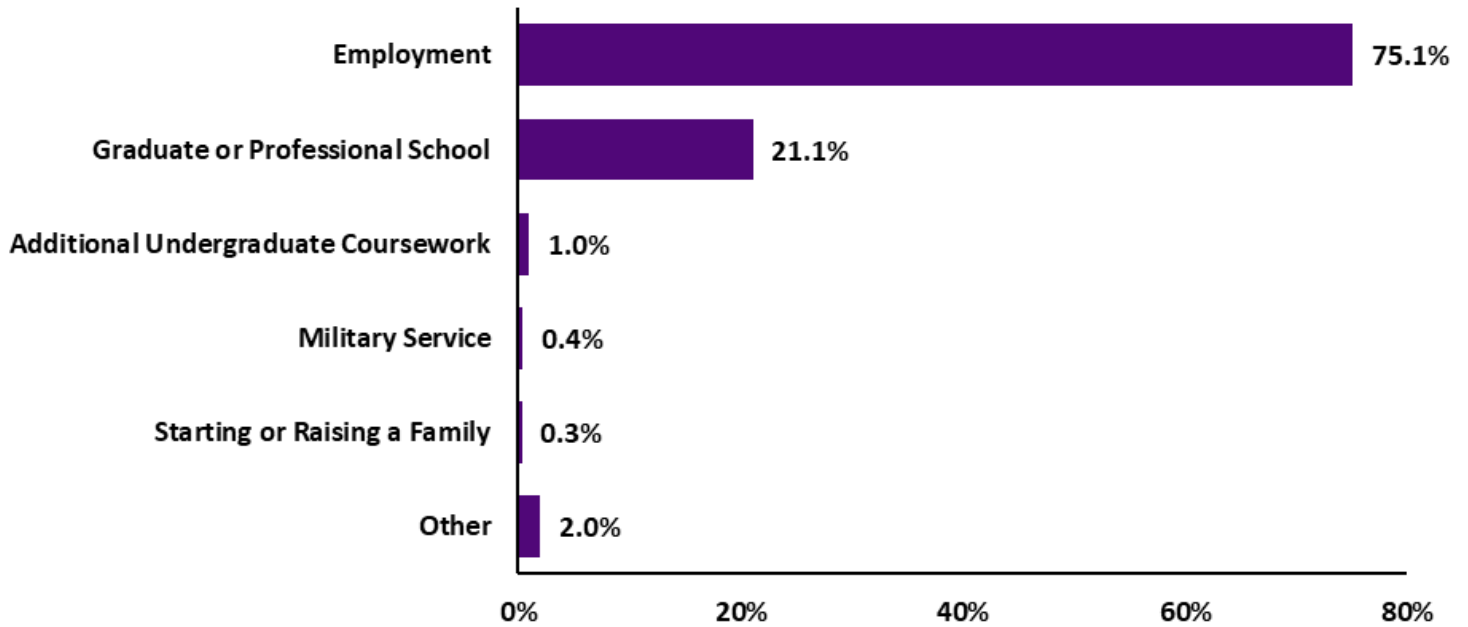
Respondent Legal Sex by College





Post Graduation Plans

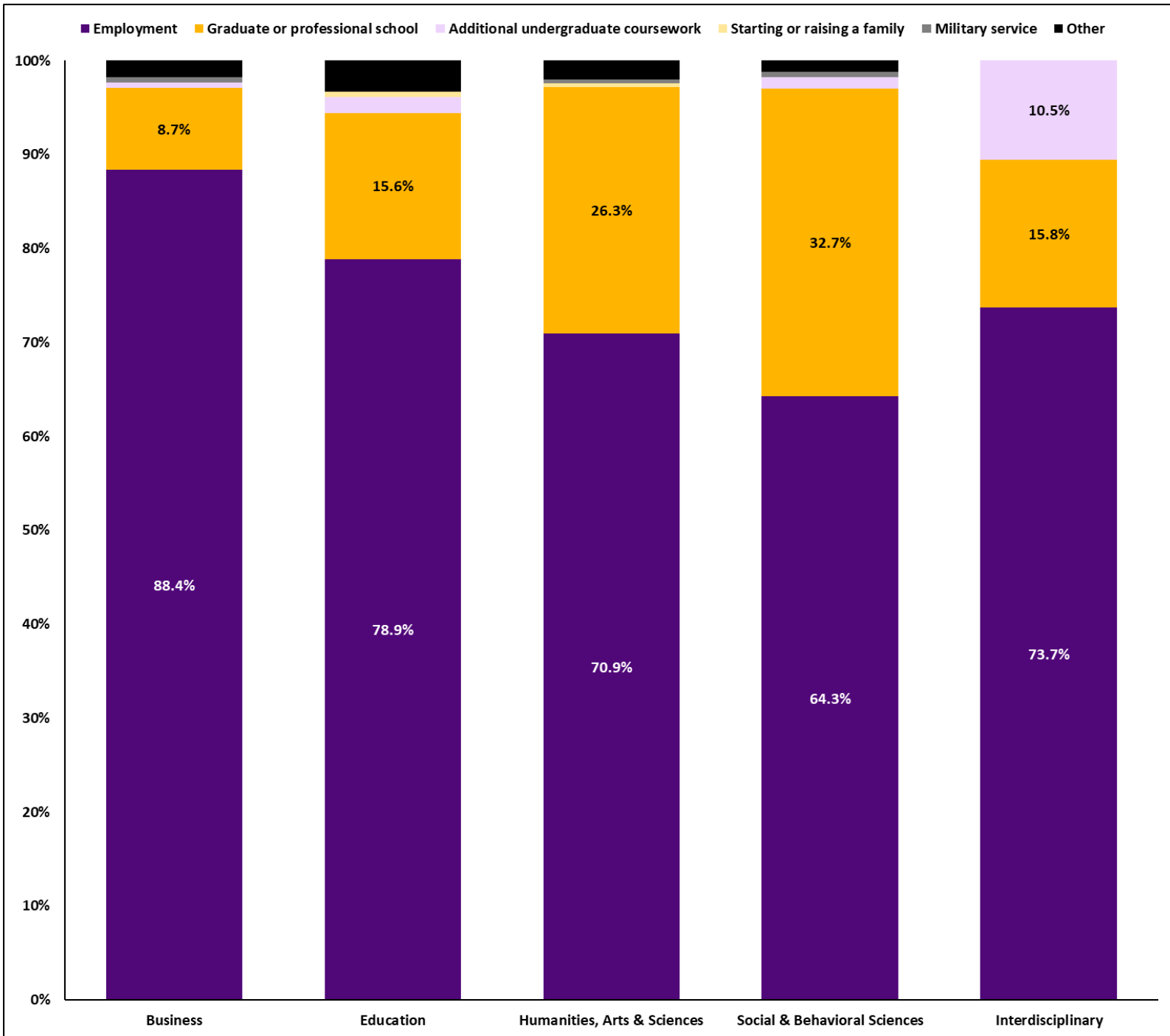
What is most likely to be your principal activity upon graduation from UNI? (N=790)



'Other' Responses Included:

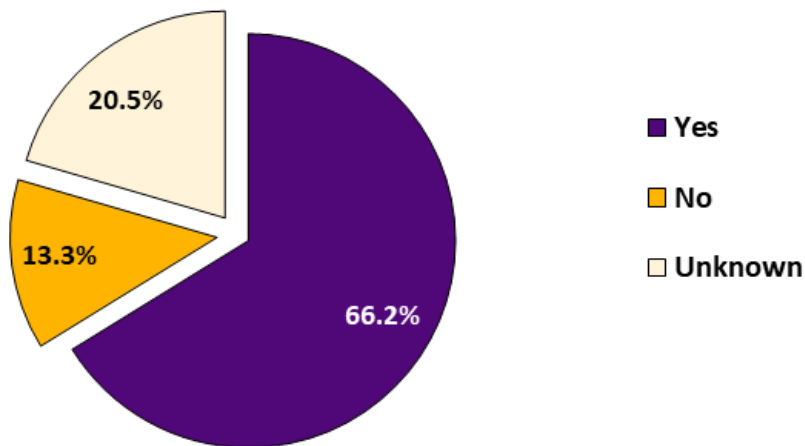
Still Job Searching	4
Taking Time Off	2
Grad School & Employment	2
Full-Time Internship	2
Travel the World	1
Seasonal Employment	1
CPA Review Course	1

Principle Activity by College

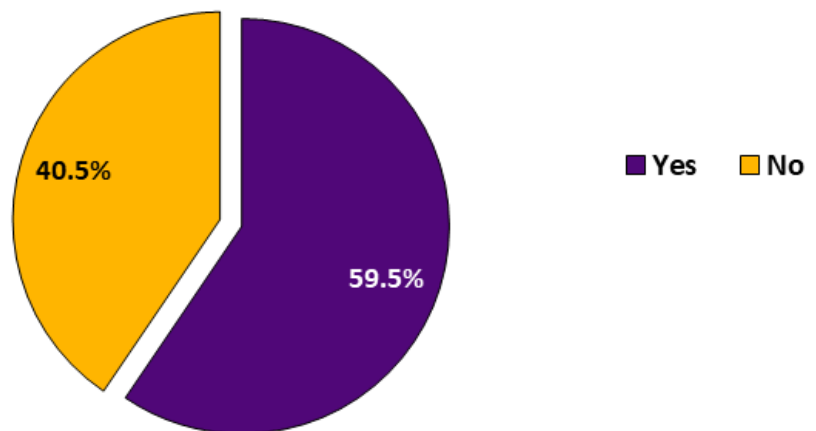


Employment


Is your employment in the state of Iowa?
(N=594)



If no, would you return to Iowa in the future if
given the chance? (N=79)

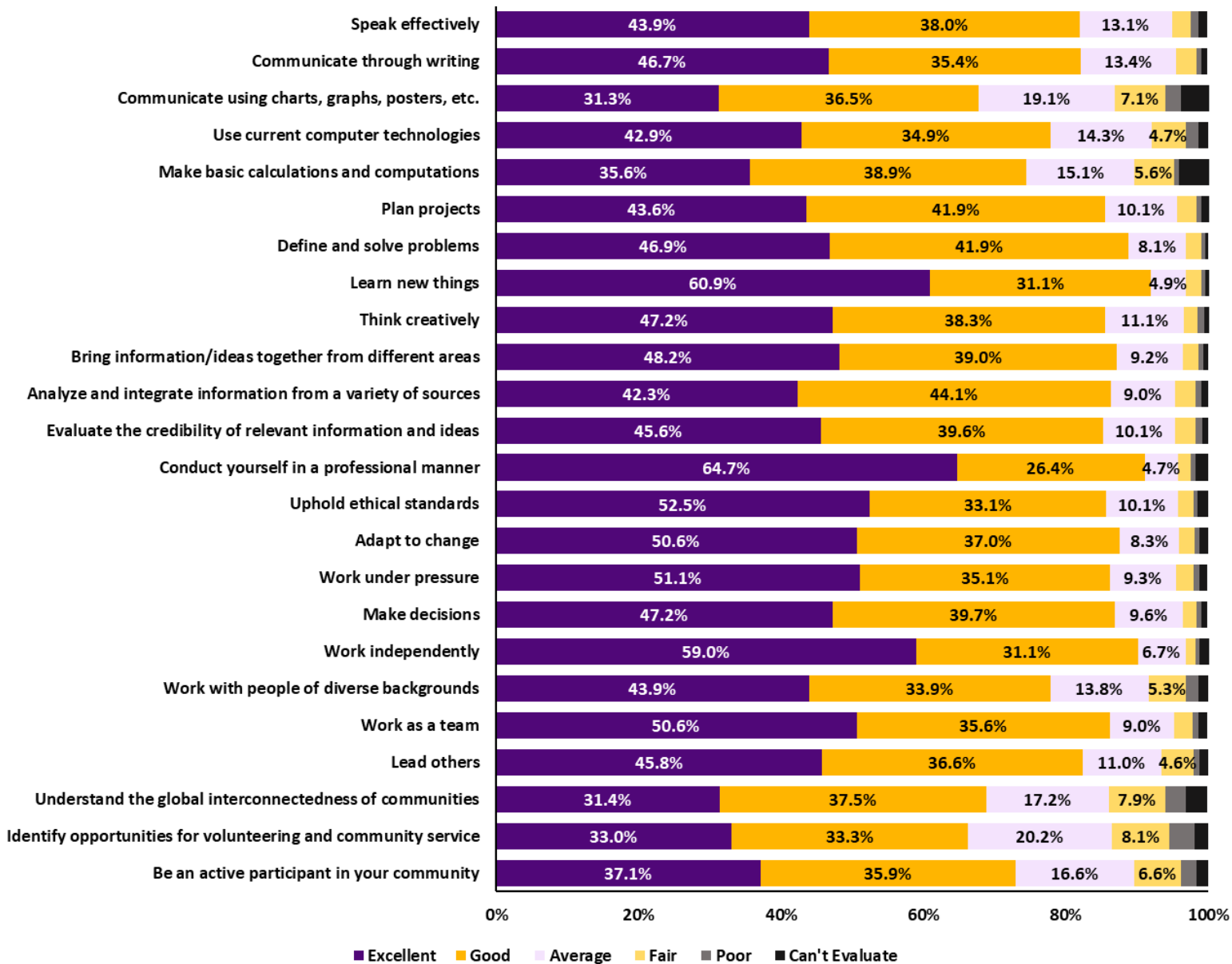


Educational Experiences and Skills



Think about your future career goals.

Please rate how well UNI has prepared you to:

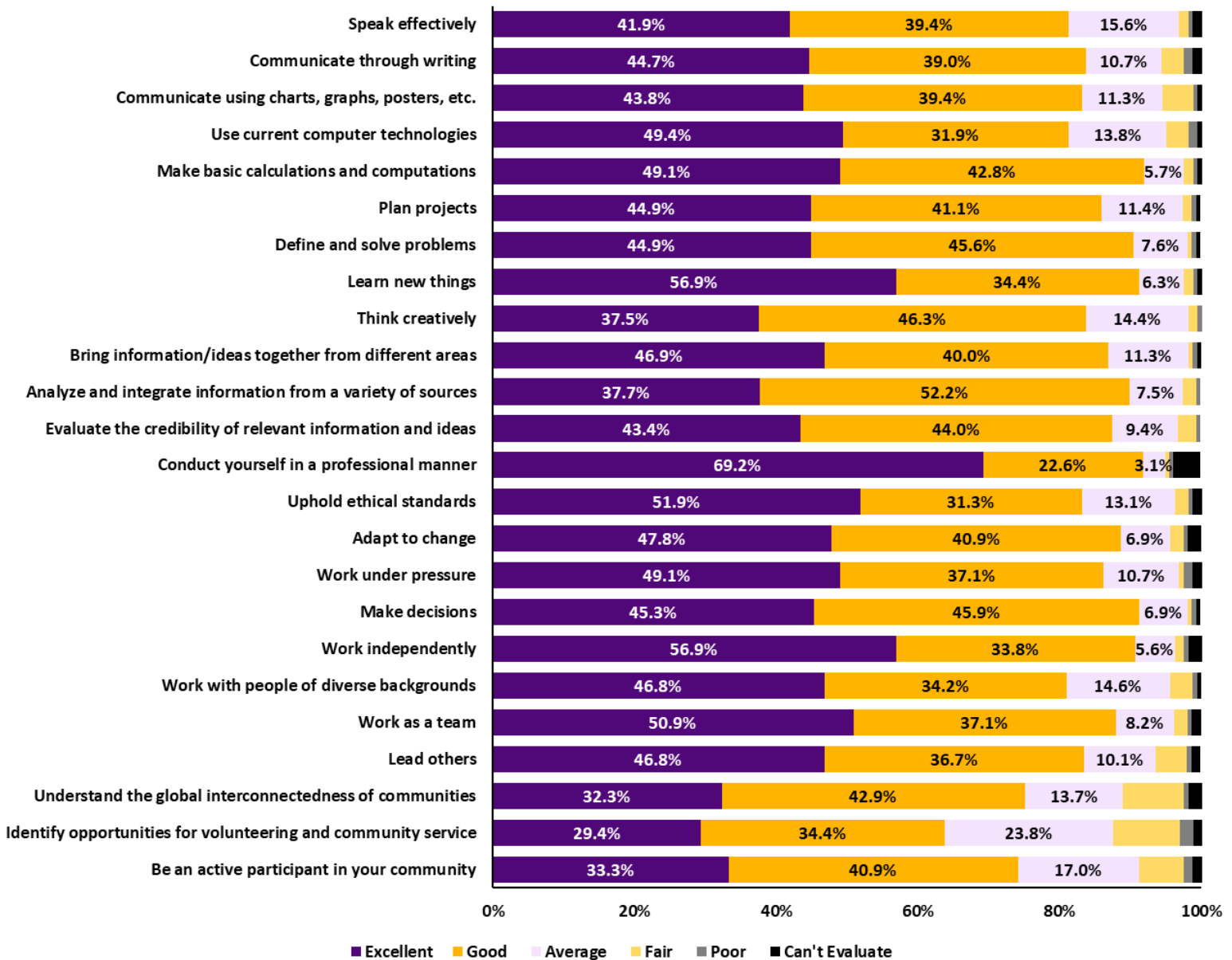


How well has UNI prepared you to:

	N	Excellent	Good	Average	Fair	Poor	Can't Evaluate	Mean
- Speak effectively	726	43.9%	38.0%	13.1%	2.5%	1.2%	1.2%	4.22
- Communicate through writing	723	46.7%	35.4%	13.4%	2.8%	0.8%	0.8%	4.26
- Communicate using charts, graphs, posters, etc.	723	31.3%	36.5%	19.1%	7.1%	2.2%	3.9%	3.91
- Use current computer technologies	722	42.9%	34.9%	14.3%	4.7%	1.8%	1.4%	4.14
- Make basic calculations and computations	720	35.6%	38.9%	15.1%	5.6%	0.7%	4.2%	4.08
- Plan projects	721	43.6%	41.9%	10.1%	2.8%	0.7%	1.0%	4.26
- Define and solve problems	718	46.9%	41.9%	8.1%	2.1%	0.6%	0.4%	4.33
- Learn new things	721	60.9%	31.1%	4.9%	2.1%	0.6%	0.6%	4.5
- Think creatively	721	47.2%	38.3%	11.1%	1.9%	1.0%	0.6%	4.29
- Bring information/ideas together from different areas	720	48.2%	39.0%	9.2%	2.2%	0.7%	0.7%	4.33
- Analyze and integrate information from a variety of sources	719	42.3%	44.1%	9.0%	2.8%	0.8%	1.0%	4.25
- Evaluate the credibility of relevant information and ideas	720	45.6%	39.6%	10.1%	2.9%	1.0%	0.8%	4.27
- Conduct yourself in a professional manner	720	64.7%	26.4%	4.7%	1.8%	0.6%	1.8%	4.56
- Uphold ethical standards	720	52.5%	33.1%	10.1%	2.2%	0.6%	1.5%	4.37
- Adapt to change	722	50.6%	37.0%	8.3%	2.2%	0.7%	1.2%	4.36
- Work under pressure	720	51.1%	35.1%	9.3%	2.5%	0.8%	1.1%	4.35
- Make decisions	718	47.2%	39.7%	9.6%	1.8%	0.8%	0.8%	4.32
- Work independently	720	59.0%	31.1%	6.7%	1.4%	0.6%	1.3%	4.49
- Work with people of diverse backgrounds	719	43.9%	33.9%	13.8%	5.3%	1.8%	1.3%	4.14
- Work as a team	719	50.6%	35.6%	9.0%	2.6%	0.8%	1.3%	4.34
- Lead others	721	45.8%	36.6%	11.0%	4.6%	0.8%	1.2%	4.23
- Understand the global interconnectedness of communities	725	31.4%	37.5%	17.2%	7.9%	2.9%	3.0%	3.89
- Identify opportunities for volunteering and community service	724	33.0%	33.3%	20.2%	8.1%	3.5%	1.9%	3.86
- Be an active participant in your community	722	37.1%	35.9%	16.6%	6.6%	2.1%	1.7%	4.01

College of Business

Please rate how well UNI has prepared you to:



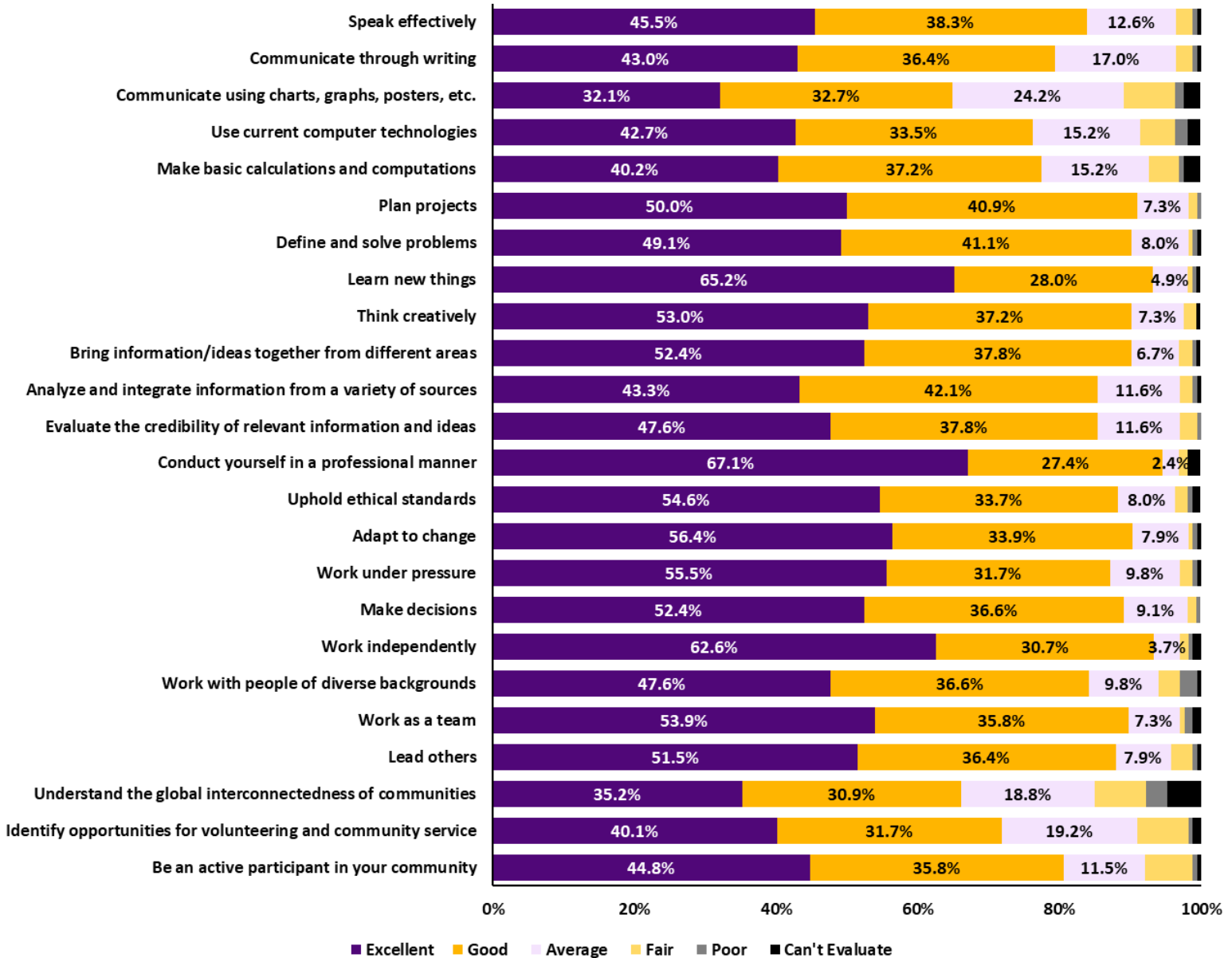
College of Business

How well has UNI prepared you to:

	N	Excellent	Good	Average	Fair	Poor	Can't Evaluate	Mean
- Speak effectively	160	41.9%	39.4%	15.6%	1.3%	0.6%	1.3%	4.22
- Communicate through writing	159	44.7%	39.0%	10.7%	3.1%	1.3%	1.3%	4.24
- Communicate using charts, graphs, posters, etc.	160	43.8%	39.4%	11.3%	4.4%	0.6%	0.6%	4.22
- Use current computer technologies	160	49.4%	31.9%	13.8%	3.1%	1.3%	0.6%	4.26
- Make basic calculations and computations	159	49.1%	42.8%	5.7%	1.3%	0.6%	0.6%	4.39
- Plan projects	158	44.9%	41.1%	11.4%	1.3%	0.6%	0.6%	4.29
- Define and solve problems	158	44.9%	45.6%	7.6%	0.6%	0.6%	0.6%	4.34
- Learn new things	160	56.9%	34.4%	6.3%	1.3%	0.6%	0.6%	4.47
- Think creatively	160	37.5%	46.3%	14.4%	1.3%	0.6%	0.0%	4.19
- Bring information/ideas together from different areas	160	46.9%	40.0%	11.3%	0.6%	0.6%	0.6%	4.33
- Analyze and integrate information from a variety of sources	159	37.7%	52.2%	7.5%	1.9%	0.6%	0.0%	4.25
- Evaluate the credibility of relevant information and ideas	159	43.4%	44.0%	9.4%	2.5%	0.6%	0.0%	4.27
- Conduct yourself in a professional manner	159	69.2%	22.6%	3.1%	0.6%	0.6%	3.8%	4.65
- Uphold ethical standards	160	51.9%	31.3%	13.1%	1.9%	0.6%	1.3%	4.34
- Adapt to change	159	47.8%	40.9%	6.9%	1.9%	0.6%	1.9%	4.36
- Work under pressure	159	49.1%	37.1%	10.7%	0.6%	1.3%	1.3%	4.34
- Make decisions	159	45.3%	45.9%	6.9%	0.6%	0.6%	0.6%	4.35
- Work independently	160	56.9%	33.8%	5.6%	1.3%	0.6%	1.9%	4.48
- Work with people of diverse backgrounds	158	46.8%	34.2%	14.6%	3.2%	0.6%	0.6%	4.24
- Work as a team	159	50.9%	37.1%	8.2%	1.9%	0.6%	1.3%	4.38
- Lead others	158	46.8%	36.7%	10.1%	4.4%	0.6%	1.3%	4.26
- Understand the global interconnectedness of communities	161	32.3%	42.9%	13.7%	8.7%	0.6%	1.9%	3.99
- Identify opportunities for volunteering and community service	160	29.4%	34.4%	23.8%	9.4%	1.9%	1.3%	3.81
- Be an active participant in your community	159	33.3%	40.9%	17.0%	6.3%	1.3%	1.3%	4.00

College of Education

Please rate how well UNI has prepared you to:



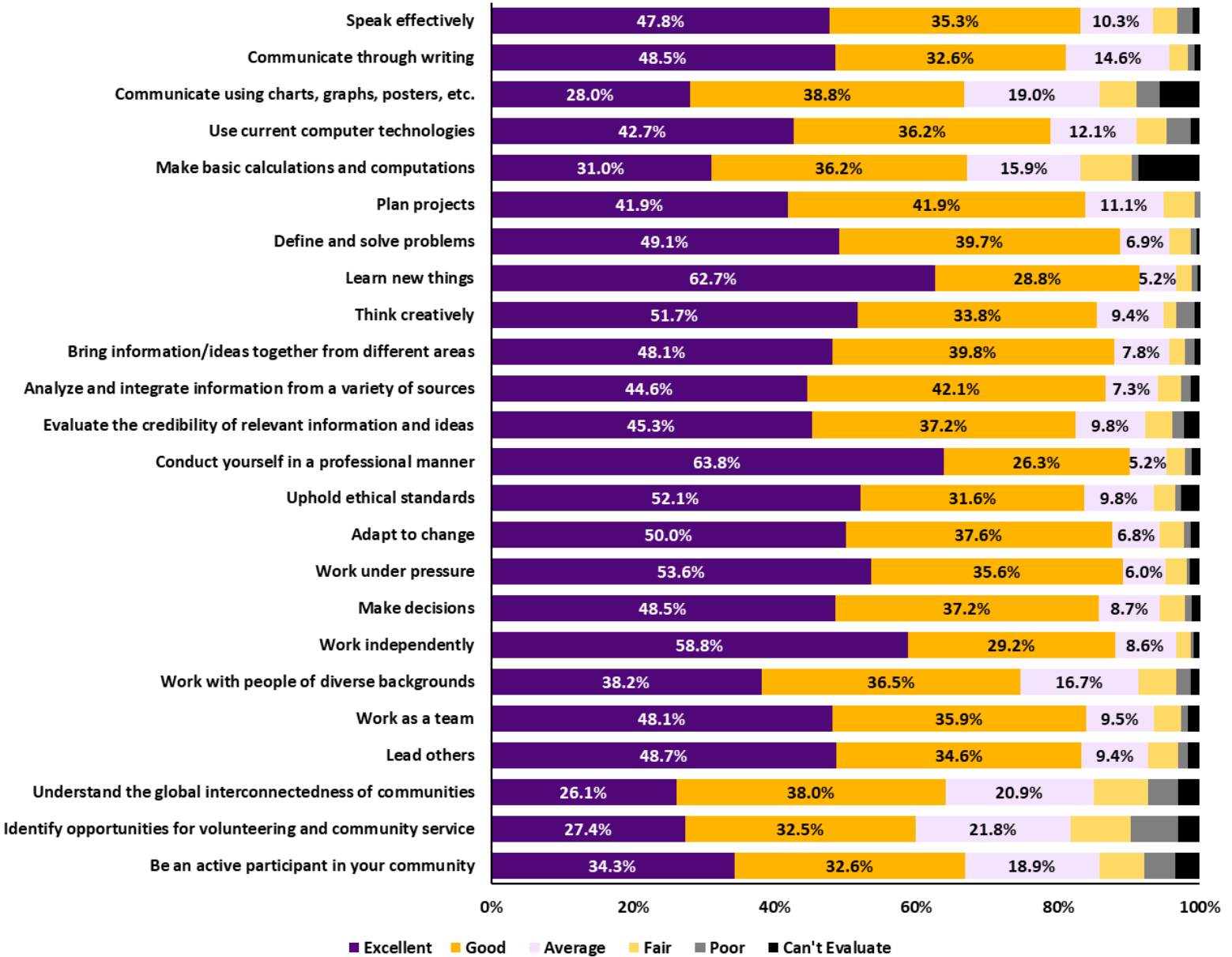
College of Education

How well has UNI prepared you to:

	N	Excellent	Good	Average	Fair	Poor	Can't Evaluate	Mean
- Speak effectively	167	45.5%	38.3%	12.6%	2.4%	0.6%	0.6%	4.27
- Communicate through writing	165	43.0%	36.4%	17.0%	2.4%	0.6%	0.6%	4.20
- Communicate using charts, graphs, posters, etc.	165	32.1%	32.7%	24.2%	7.3%	1.2%	2.4%	3.89
- Use current computer technologies	164	42.7%	33.5%	15.2%	4.9%	1.8%	1.8%	4.12
- Make basic calculations and computations	164	40.2%	37.2%	15.2%	4.3%	0.6%	2.4%	4.15
- Plan projects	164	50.0%	40.9%	7.3%	1.2%	0.6%	0.0%	4.38
- Define and solve problems	163	49.1%	41.1%	8.0%	0.6%	0.6%	0.6%	4.38
- Learn new things	164	65.2%	28.0%	4.9%	0.6%	0.6%	0.6%	4.58
- Think creatively	164	53.0%	37.2%	7.3%	1.8%	0.0%	0.6%	4.42
- Bring information/ideas together from different areas	164	52.4%	37.8%	6.7%	1.8%	0.6%	0.6%	4.40
- Analyze and integrate information from a variety of sources	164	43.3%	42.1%	11.6%	1.8%	0.6%	0.6%	4.26
- Evaluate the credibility of relevant information and ideas	164	47.6%	37.8%	11.6%	2.4%	0.6%	0.0%	4.29
- Conduct yourself in a professional manner	164	67.1%	27.4%	2.4%	1.2%	0.0%	1.8%	4.63
- Uphold ethical standards	163	54.6%	33.7%	8.0%	1.8%	0.6%	1.2%	4.42
- Adapt to change	165	56.4%	33.9%	7.9%	0.6%	0.6%	0.6%	4.46
- Work under pressure	164	55.5%	31.7%	9.8%	1.8%	0.6%	0.6%	4.40
- Make decisions	164	52.4%	36.6%	9.1%	1.2%	0.6%	0.0%	4.39
- Work independently	163	62.6%	30.7%	3.7%	1.2%	0.6%	1.2%	4.55
- Work with people of diverse backgrounds	164	47.6%	36.6%	9.8%	3.0%	2.4%	0.6%	4.25
- Work as a team	165	53.9%	35.8%	7.3%	0.6%	1.2%	1.2%	4.42
- Lead others	165	51.5%	36.4%	7.9%	3.0%	0.6%	0.6%	4.36
- Understand the global interconnectedness of communities	165	35.2%	30.9%	18.8%	7.3%	3.0%	4.8%	3.92
- Identify opportunities for volunteering and community service	167	40.1%	31.7%	19.2%	7.2%	0.6%	1.2%	4.05
- Be an active participant in your community	165	44.8%	35.8%	11.5%	6.7%	0.6%	0.6%	4.18

College of Humanities, Arts & Sciences

Please rate how well UNI has prepared you to:



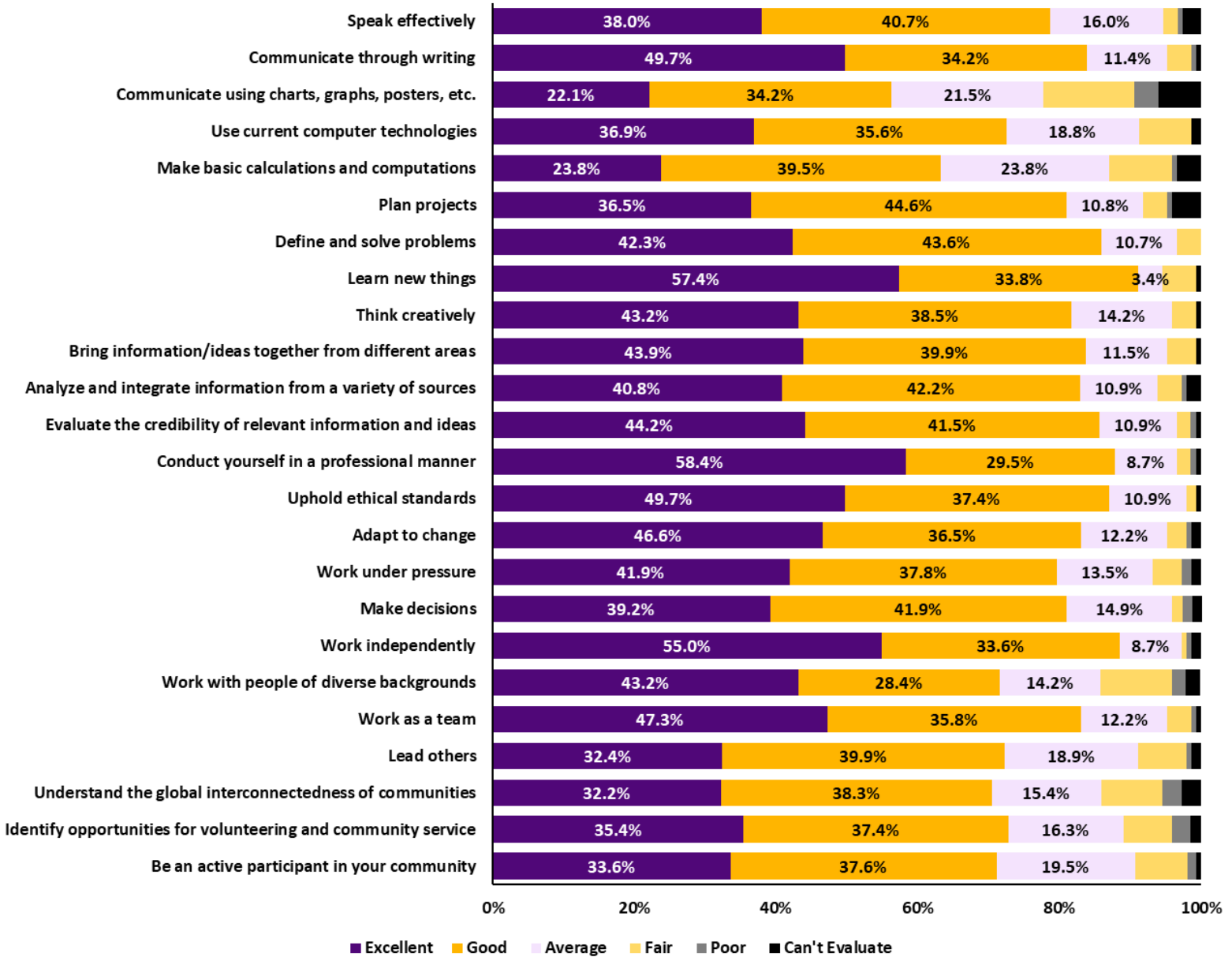
College of Humanities, Arts & Sciences

How well has UNI prepared you to:

	N	Excellent	Good	Average	Fair	Poor	Cant' Evaluate	Mean
- Speak effectively	232	47.8%	35.3%	10.3%	3.4%	2.2%	0.9%	4.24
- Communicate through writing	233	48.5%	32.6%	14.6%	2.6%	0.9%	0.9%	4.26
- Communicate using charts, graphs, posters, etc.	232	28.0%	38.8%	19.0%	5.2%	3.4%	5.6%	3.88
- Use current computer technologies	232	42.7%	36.2%	12.1%	4.3%	3.4%	1.3%	4.12
- Make basic calculations and computations	232	31.0%	36.2%	15.9%	7.3%	0.9%	8.6%	3.98
- Plan projects	234	41.9%	41.9%	11.1%	4.3%	0.9%	0.0%	4.2
- Define and solve problems	232	49.1%	39.7%	6.9%	3.0%	0.9%	0.4%	4.34
- Learn new things	233	62.7%	28.8%	5.2%	2.1%	0.9%	0.4%	4.51
- Think creatively	234	51.7%	33.8%	9.4%	1.7%	2.6%	0.9%	4.31
- Bring information/ideas together from different areas	231	48.1%	39.8%	7.8%	2.2%	1.3%	0.9%	4.32
- Analyze and integrate information from a variety of sources	233	44.6%	42.1%	7.3%	3.4%	1.3%	1.3%	4.27
- Evaluate the credibility of relevant information and ideas	234	45.3%	37.2%	9.8%	3.8%	1.7%	2.1%	4.23
- Conduct yourself in a professional manner	232	63.8%	26.3%	5.2%	2.6%	0.9%	1.3%	4.52
- Uphold ethical standards	234	52.1%	31.6%	9.8%	3.0%	0.9%	2.6%	4.35
- Adapt to change	234	50.0%	37.6%	6.8%	3.4%	0.9%	1.3%	4.34
- Work under pressure	233	53.6%	35.6%	6.0%	3.0%	0.4%	1.3%	4.41
- Make decisions	231	48.5%	37.2%	8.7%	3.5%	0.9%	1.3%	4.31
- Work independently	233	58.8%	29.2%	8.6%	2.1%	0.4%	0.9%	4.45
- Work with people of diverse backgrounds	233	38.2%	36.5%	16.7%	5.2%	2.1%	1.3%	4.05
- Work as a team	231	48.1%	35.9%	9.5%	3.9%	0.9%	1.7%	4.29
- Lead others	234	48.7%	34.6%	9.4%	4.3%	1.3%	1.7%	4.27
- Understand the global interconnectedness of communities	234	26.1%	38.0%	20.9%	7.7%	4.3%	3.0%	3.76
- Identify opportunities for volunteering and community service	234	27.4%	32.5%	21.8%	8.5%	6.8%	3.0%	3.67
- Be an active participant in your community	233	34.3%	32.6%	18.9%	6.4%	4.3%	3.4%	3.89

College of Social & Behavioral Sciences

Please rate how well UNI has prepared you to:



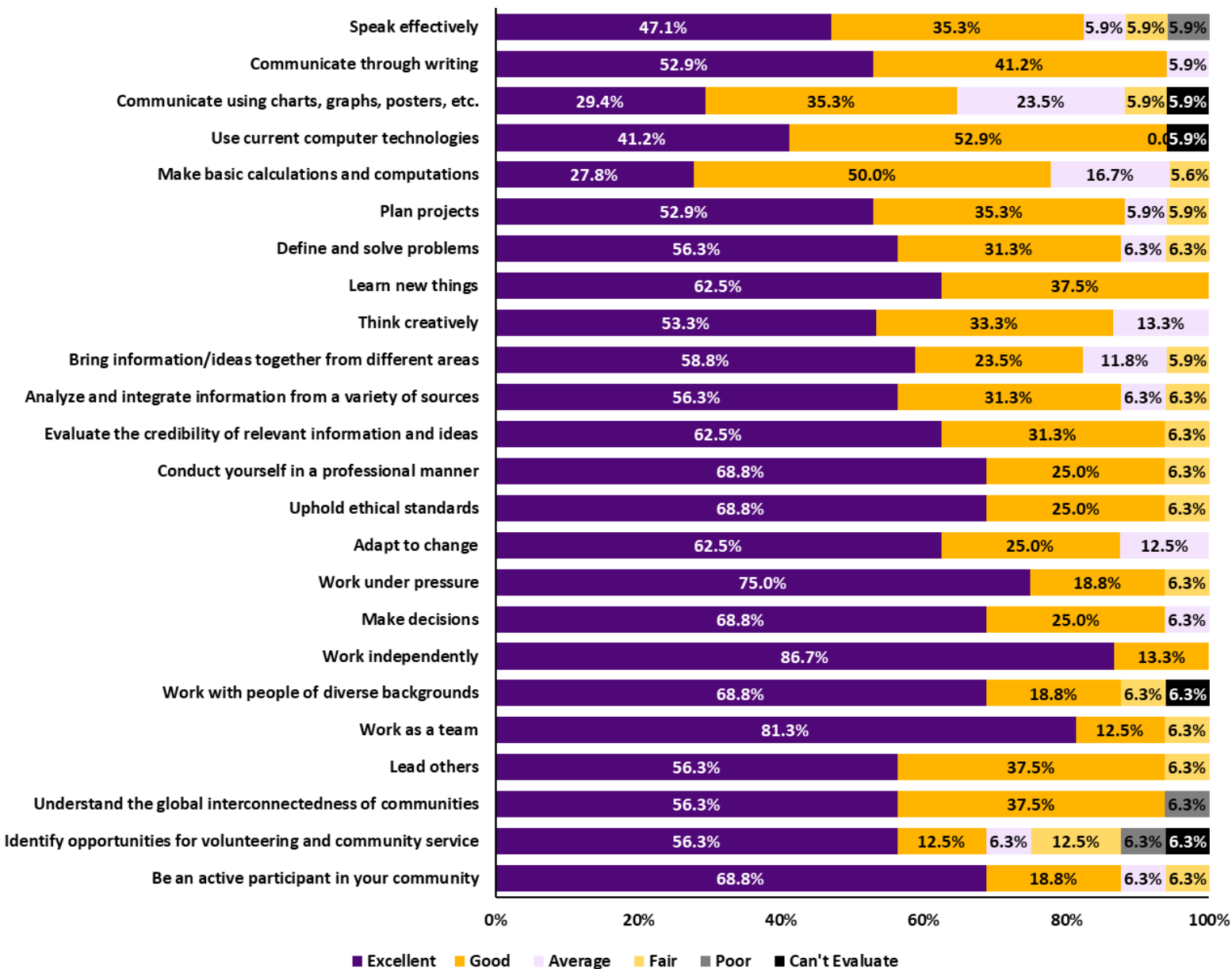
College of Social & Behavioral Sciences

How well has UNI prepared you to:

	N	Excellent	Good	Average	Fair	Poor	Can't Evaluate	Mean
- Speak effectively	150	38.0%	40.7%	16.0%	2.0%	0.7%	2.7%	4.16
- Communicate through writing	149	49.7%	34.2%	11.4%	3.4%	0.7%	0.7%	4.30
- Communicate using charts, graphs, posters, etc.	149	22.1%	34.2%	21.5%	12.8%	3.4%	6.0%	3.63
- Use current computer technologies	149	36.9%	35.6%	18.8%	7.4%	0.0%	1.3%	4.03
- Make basic calculations and computations	147	23.8%	39.5%	23.8%	8.8%	0.7%	3.4%	3.80
- Plan projects	148	36.5%	44.6%	10.8%	3.4%	0.7%	4.1%	4.18
- Define and solve problems	149	42.3%	43.6%	10.7%	3.4%	0.0%	0.0%	4.25
- Learn new things	148	57.4%	33.8%	3.4%	4.7%	0.0%	0.7%	4.45
- Think creatively	148	43.2%	38.5%	14.2%	3.4%	0.0%	0.7%	4.22
- Bring information/ideas together from different areas	148	43.9%	39.9%	11.5%	4.1%	0.0%	0.7%	4.24
- Analyze and integrate information from a variety of sources	147	40.8%	42.2%	10.9%	3.4%	0.7%	2.0%	4.22
- Evaluate the credibility of relevant information and ideas	147	44.2%	41.5%	10.9%	2.0%	0.7%	0.7%	4.27
- Conduct yourself in a professional manner	149	58.4%	29.5%	8.7%	2.0%	0.7%	0.7%	4.44
- Uphold ethical standards	147	49.7%	37.4%	10.9%	1.4%	0.0%	0.7%	4.36
- Adapt to change	148	46.6%	36.5%	12.2%	2.7%	0.7%	1.4%	4.27
- Work under pressure	148	41.9%	37.8%	13.5%	4.1%	1.4%	1.4%	4.16
- Make decisions	148	39.2%	41.9%	14.9%	1.4%	1.4%	1.4%	4.18
- Work independently	149	55.0%	33.6%	8.7%	0.7%	0.7%	1.3%	4.44
- Work with people of diverse backgrounds	148	43.2%	28.4%	14.2%	10.1%	2.0%	2.0%	4.03
- Work as a team	148	47.3%	35.8%	12.2%	3.4%	0.7%	0.7%	4.27
- Lead others	148	32.4%	39.9%	18.9%	6.8%	0.7%	1.4%	3.98
- Understand the global interconnectedness of communities	149	32.2%	38.3%	15.4%	8.7%	2.7%	2.7%	3.91
- Identify opportunities for volunteering and community service	147	35.4%	37.4%	16.3%	6.8%	2.7%	1.4%	3.97
- Be an active participant in your community	149	33.6%	37.6%	19.5%	7.4%	1.3%	0.7%	3.95

Interdisciplinary

Please rate how well UNI has prepared you to:

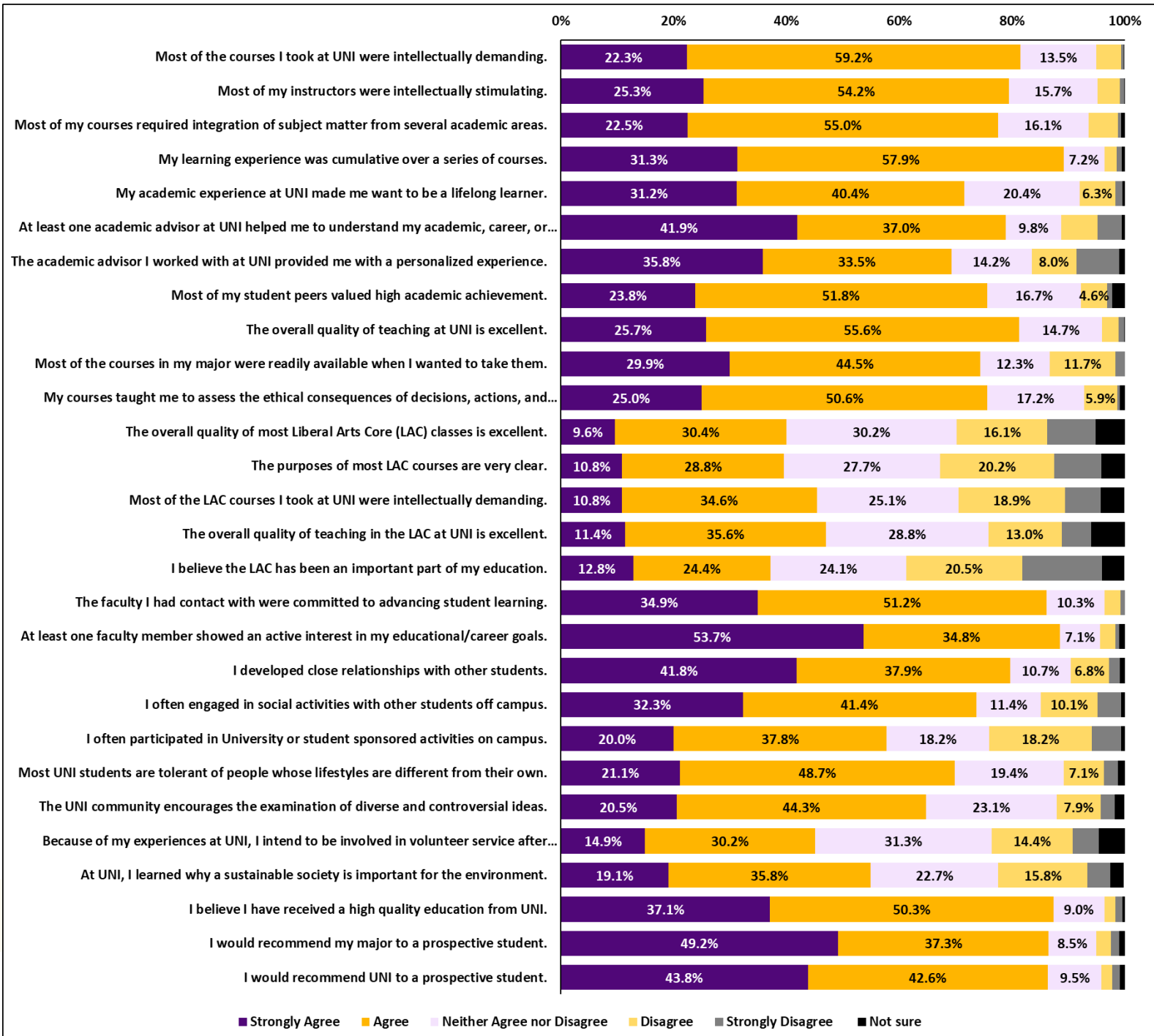


Interdisciplinary

How well has UNI prepared you to:

	N	Excellent	Good	Average	Fair	Poor	Can't Evaluate	Mean
- Speak effectively	17	47.1%	35.3%	5.9%	5.9%	5.9%	0.0%	4.12
- Communicate through writing	17	52.9%	41.2%	5.9%	0.0%	0.0%	0.0%	4.47
- Communicate using charts, graphs, posters, etc.	17	29.4%	35.3%	23.5%	5.9%	0.0%	5.9%	3.94
- Use current computer technologies	17	41.2%	52.9%	0.0%	0.0%	0.0%	5.9%	4.44
- Make basic calculations and computations	18	27.8%	50.0%	16.7%	5.6%	0.0%	0.0%	4.00
- Plan projects	17	52.9%	35.3%	5.9%	5.9%	0.0%	0.0%	4.35
- Define and solve problems	16	56.3%	31.3%	6.3%	6.3%	0.0%	0.0%	4.38
- Learn new things	16	62.5%	37.5%	0.0%	0.0%	0.0%	0.0%	4.63
- Think creatively	15	53.3%	33.3%	13.3%	0.0%	0.0%	0.0%	4.40
- Bring information/ideas together from different areas	17	58.8%	23.5%	11.8%	5.9%	0.0%	0.0%	4.35
- Analyze and integrate information from a variety of sources	16	56.3%	31.3%	6.3%	6.3%	0.0%	0.0%	4.38
- Evaluate the credibility of relevant information and ideas	16	62.5%	31.3%	0.0%	6.3%	0.0%	0.0%	4.50
- Conduct yourself in a professional manner	16	68.8%	25.0%	0.0%	6.3%	0.0%	0.0%	4.56
- Uphold ethical standards	16	68.8%	25.0%	0.0%	6.3%	0.0%	0.0%	4.56
- Adapt to change	16	62.5%	25.0%	12.5%	0.0%	0.0%	0.0%	4.50
- Work under pressure	16	75.0%	18.8%	0.0%	6.3%	0.0%	0.0%	4.63
- Make decisions	16	68.8%	25.0%	6.3%	0.0%	0.0%	0.0%	4.63
- Work independently	15	86.7%	13.3%	0.0%	0.0%	0.0%	0.0%	4.87
- Work with people of diverse backgrounds	16	68.8%	18.8%	0.0%	6.3%	0.0%	6.3%	4.60
- Work as a team	16	81.3%	12.5%	0.0%	6.3%	0.0%	0.0%	4.69
- Lead others	16	56.3%	37.5%	0.0%	6.3%	0.0%	0.0%	4.44
- Understand the global interconnectedness of communities	16	56.3%	37.5%	0.0%	0.0%	6.3%	0.0%	4.38
- Identify opportunities for volunteering and community service	16	56.3%	12.5%	6.3%	12.5%	6.3%	6.3%	4.07
- Be an active participant in your community	16	68.8%	18.8%	6.3%	6.3%	0.0%	0.0%	4.50

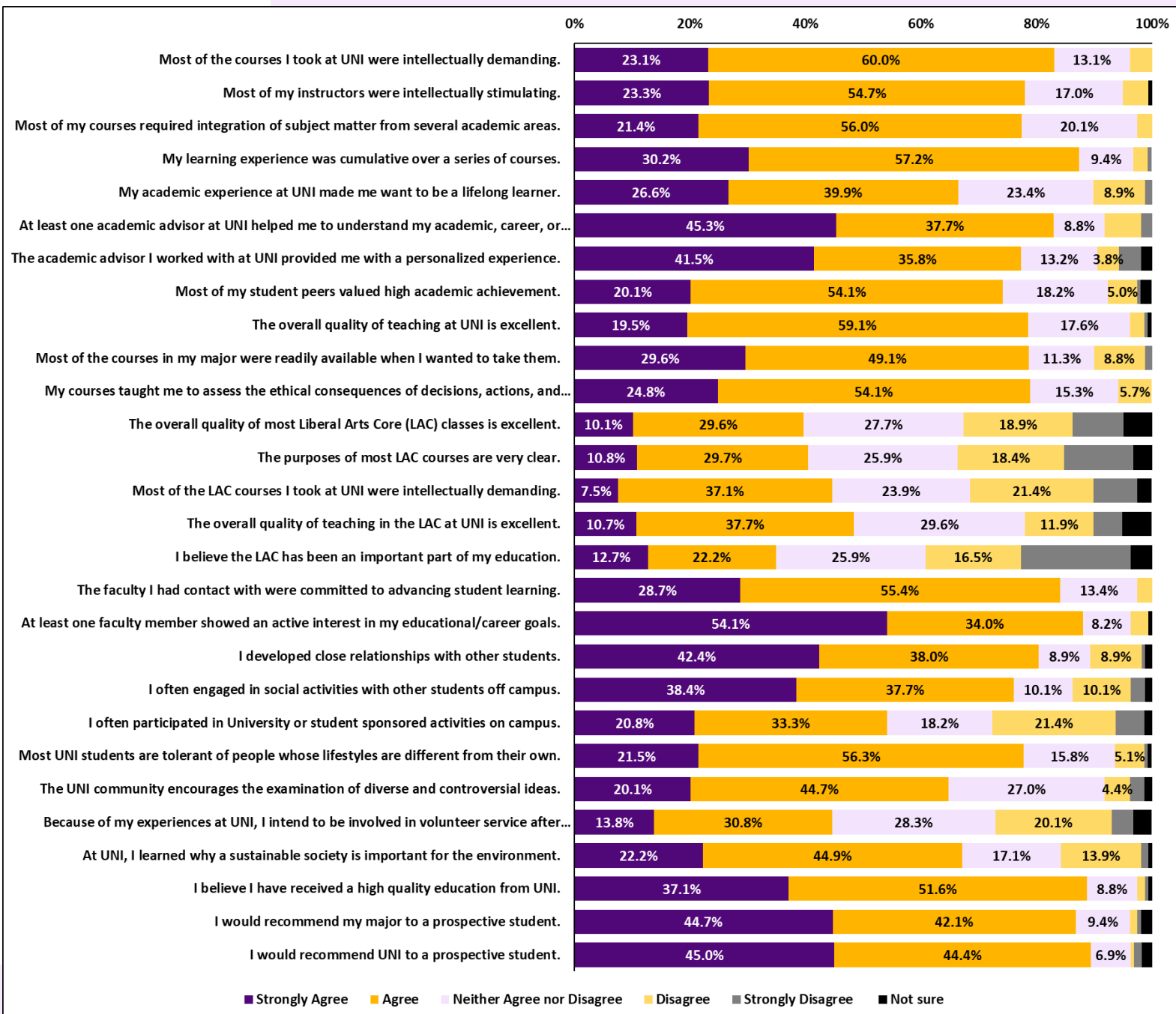
Indicate the extent to which you agree or disagree with the following statements



Extent to which you agree or disagree with the following statements:

	N	Strongly Agree	Agree	Neither Agree nor Disagree	Disagree	Strongly Disagree	Not sure	Mean
- Most of the courses I took at UNI were intellectually demanding.	698	22.3%	59.2%	13.5%	4.4%	0.4%	0.1%	3.99
- Most of my instructors were intellectually stimulating.	696	25.3%	54.2%	15.7%	4.0%	0.7%	0.1%	3.99
- Most of my courses required integration of subject matter from several academic areas.	694	22.5%	55.0%	16.1%	5.2%	0.6%	0.6%	3.94
- My learning experience was cumulative over a series of courses.	694	31.3%	57.9%	7.2%	2.2%	0.9%	0.6%	4.17
- My academic experience at UNI made me want to be a lifelong learner.	696	31.2%	40.4%	20.4%	6.3%	1.3%	0.4%	3.94
- At least one academic advisor at UNI helped me to understand my academic, career, or life goals.	695	41.9%	37.0%	9.8%	6.5%	4.3%	0.6%	4.06
- The academic advisor I worked with at UNI provided me with a personalized experience.	696	35.8%	33.5%	14.2%	8.0%	7.5%	1.0%	3.83
- Most of my student peers valued high academic achievement.	693	23.8%	51.8%	16.7%	4.6%	0.9%	2.2%	3.95
- The overall quality of teaching at UNI is excellent.	693	25.7%	55.6%	14.7%	2.9%	1.0%	0.1%	4.02
- Most of the courses in my major were readily available when I wanted to take them.	692	29.9%	44.5%	12.3%	11.7%	1.6%	0.0%	3.89
- My courses taught me to assess the ethical consequences of decisions, actions, and inaction.	693	25.0%	50.6%	17.2%	5.9%	0.4%	0.9%	3.95
- The overall quality of most Liberal Arts Core (LAC) classes is excellent.	695	9.6%	30.4%	30.2%	16.1%	8.5%	5.2%	3.17
- The purposes of most LAC courses are very clear.	694	10.8%	28.8%	27.7%	20.2%	8.4%	4.2%	3.14
- Most of the LAC courses I took at UNI were intellectually demanding.	693	10.8%	34.6%	25.1%	18.9%	6.3%	4.2%	3.26
- The overall quality of teaching in the LAC at UNI is excellent.	694	11.4%	35.6%	28.8%	13.0%	5.3%	5.9%	3.37
- I believe the LAC has been an important part of my education.	696	12.8%	24.4%	24.1%	20.5%	14.2%	3.9%	3.01
- The faculty I had contact with were committed to advancing student learning.	691	34.9%	51.2%	10.3%	2.9%	0.7%	0.0%	4.17
- At least one faculty member showed an active interest in my educational/career goals.	695	53.7%	34.8%	7.1%	2.7%	0.7%	1.0%	4.39
- I developed close relationships with other students.	691	41.8%	37.9%	10.7%	6.8%	1.9%	0.9%	4.12
- I often engaged in social activities with other students off campus.	694	32.3%	41.4%	11.4%	10.1%	4.2%	0.7%	3.88
- I often participated in University or student sponsored activities on campus.	696	20.0%	37.8%	18.2%	18.2%	5.2%	0.6%	3.49
- Most UNI students are tolerant of people whose lifestyles are different from their own.	692	21.1%	48.7%	19.4%	7.1%	2.5%	1.3%	3.8
- The UNI community encourages the examination of diverse and controversial ideas.	696	20.5%	44.3%	23.1%	7.9%	2.4%	1.7%	3.74
- Because of my experiences at UNI, I intend to be involved in volunteer service after graduation.	699	14.9%	30.2%	31.3%	14.4%	4.6%	4.6%	3.38
- At UNI, I learned why a sustainable society is important for the environment.	695	19.1%	35.8%	22.7%	15.8%	4.0%	2.4%	3.51
- I believe I have received a high quality education from UNI.	690	37.1%	50.3%	9.0%	1.9%	1.3%	0.4%	4.21
- I would recommend my major to a prospective student.	695	49.2%	37.3%	8.5%	2.6%	1.4%	1.0%	4.32
- I would recommend UNI to a prospective student.	697	43.8%	42.6%	9.5%	1.9%	1.4%	0.9%	4.26

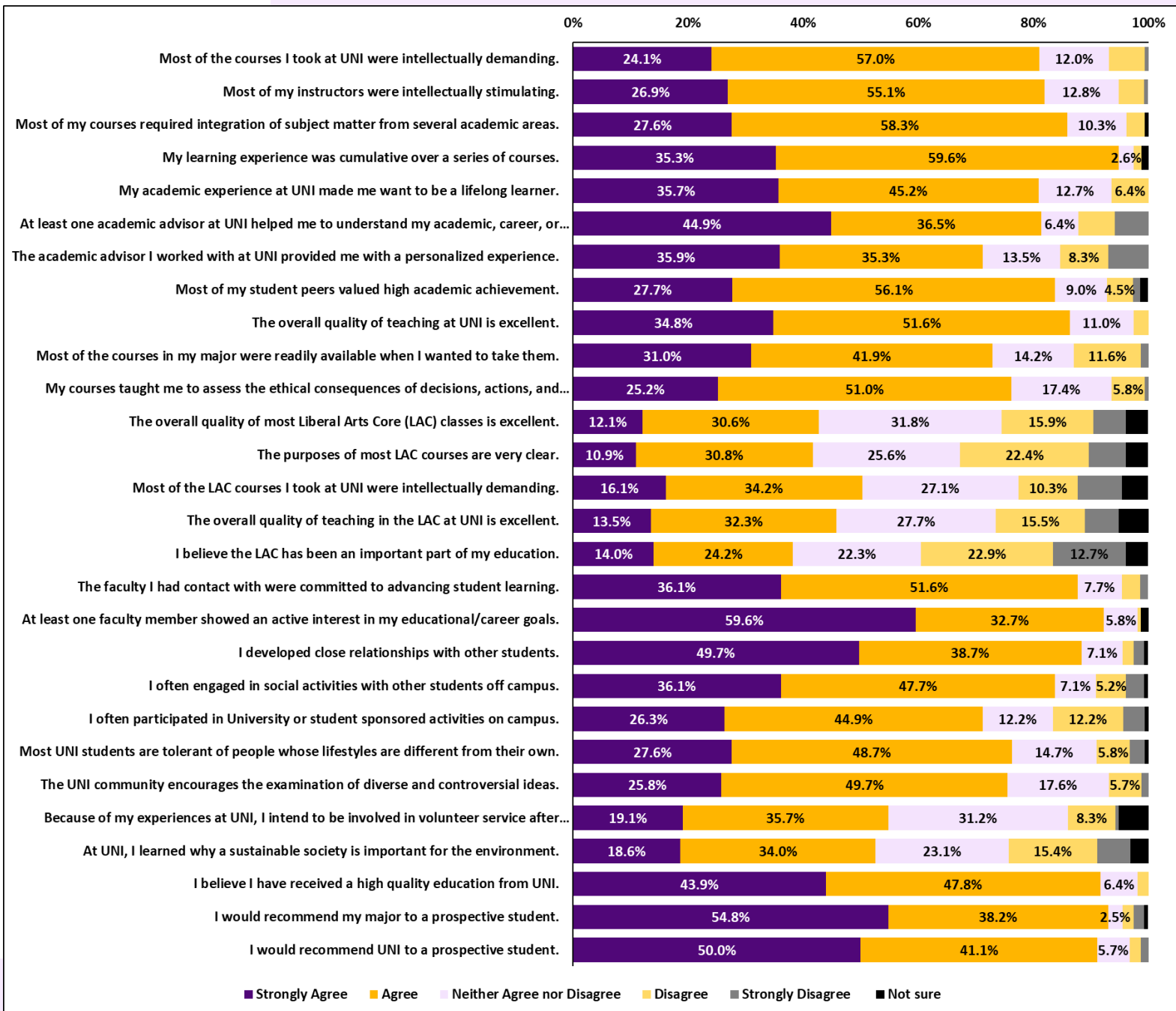
Business



Business

	N	Strongly Agree	Agree	Neither Agree nor Disagree	Disagree	Strongly Disagree	Not Sure	Mean
- Most of the courses I took at UNI were intellectually demanding.	160	23.1%	60.0%	13.1%	3.8%	0.0%	0.0%	4.03
- Most of my instructors were intellectually stimulating.	159	23.3%	54.7%	17.0%	4.4%	0.0%	0.6%	3.97
- Most of my courses required integration of subject matter from several academic areas.	159	21.4%	56.0%	20.1%	2.5%	0.0%	0.0%	3.96
- My learning experience was cumulative over a series of courses.	159	30.2%	57.2%	9.4%	2.5%	0.6%	0.0%	4.14
- My academic experience at UNI made me want to be a lifelong learner.	158	26.6%	39.9%	23.4%	8.9%	1.3%	0.0%	3.82
- At least one academic advisor at UNI helped me to understand my academic, career, or life goals.	159	45.3%	37.7%	8.8%	6.3%	1.9%	0.0%	4.18
- The academic advisor I worked with at UNI provided me with a personalized experience.	159	41.5%	35.8%	13.2%	3.8%	3.8%	1.9%	4.10
- Most of my student peers valued high academic achievement.	159	20.1%	54.1%	18.2%	5.0%	0.6%	1.9%	3.90
- The overall quality of teaching at UNI is excellent.	159	19.5%	59.1%	17.6%	2.5%	0.6%	0.6%	3.95
- Most of the courses in my major were readily available when I wanted to take them.	159	29.6%	49.1%	11.3%	8.8%	1.3%	0.0%	3.97
- My courses taught me to assess the ethical consequences of decisions, actions, and inaction.	157	24.8%	54.1%	15.3%	5.7%	0.0%	0.0%	3.98
- The overall quality of most Liberal Arts Core (LAC) classes is excellent.	159	10.1%	29.6%	27.7%	18.9%	8.8%	5.0%	3.14
- The purposes of most LAC courses are very clear.	158	10.8%	29.7%	25.9%	18.4%	12.0%	3.2%	3.09
- Most of the LAC courses I took at UNI were intellectually demanding.	159	7.5%	37.1%	23.9%	21.4%	7.5%	2.5%	3.16
- The overall quality of teaching in the LAC at UNI is excellent.	159	10.7%	37.7%	29.6%	11.9%	5.0%	5.0%	3.39
- I believe the LAC has been an important part of my education.	158	12.7%	22.2%	25.9%	16.5%	19.0%	3.8%	2.93
- The faculty I had contact with were committed to advancing student learning.	157	28.7%	55.4%	13.4%	2.5%	0.0%	0.0%	4.10
- At least one faculty member showed an active interest in my educational/career goals.	159	54.1%	34.0%	8.2%	3.1%	0.0%	0.6%	4.40
- I developed close relationships with other students.	158	42.4%	38.0%	8.9%	8.9%	0.6%	1.3%	4.14
- I often engaged in social activities with other students off campus.	159	38.4%	37.7%	10.1%	10.1%	2.5%	1.3%	4.01
- I often participated in University or student sponsored activities on campus.	159	20.8%	33.3%	18.2%	21.4%	5.0%	1.3%	3.44
- Most UNI students are tolerant of people whose lifestyles are different from their own.	158	21.5%	56.3%	15.8%	5.1%	0.6%	0.6%	3.94
- The UNI community encourages the examination of diverse and controversial ideas.	159	20.1%	44.7%	27.0%	4.4%	2.5%	1.3%	3.76
- Because of my experiences at UNI, I intend to be involved in volunteer service after graduation.	159	13.8%	30.8%	28.3%	20.1%	3.8%	3.1%	3.32
- At UNI, I learned why a sustainable society is important for the environment.	158	22.2%	44.9%	17.1%	13.9%	1.3%	0.6%	3.73
- I believe I have received a high quality education from UNI.	159	37.1%	51.6%	8.8%	1.3%	0.6%	0.6%	4.24
- I would recommend my major to a prospective student.	159	44.7%	42.1%	9.4%	1.3%	0.6%	1.9%	4.31
- I would recommend UNI to a prospective student.	160	45.0%	44.4%	6.9%	0.6%	1.3%	1.9%	4.34

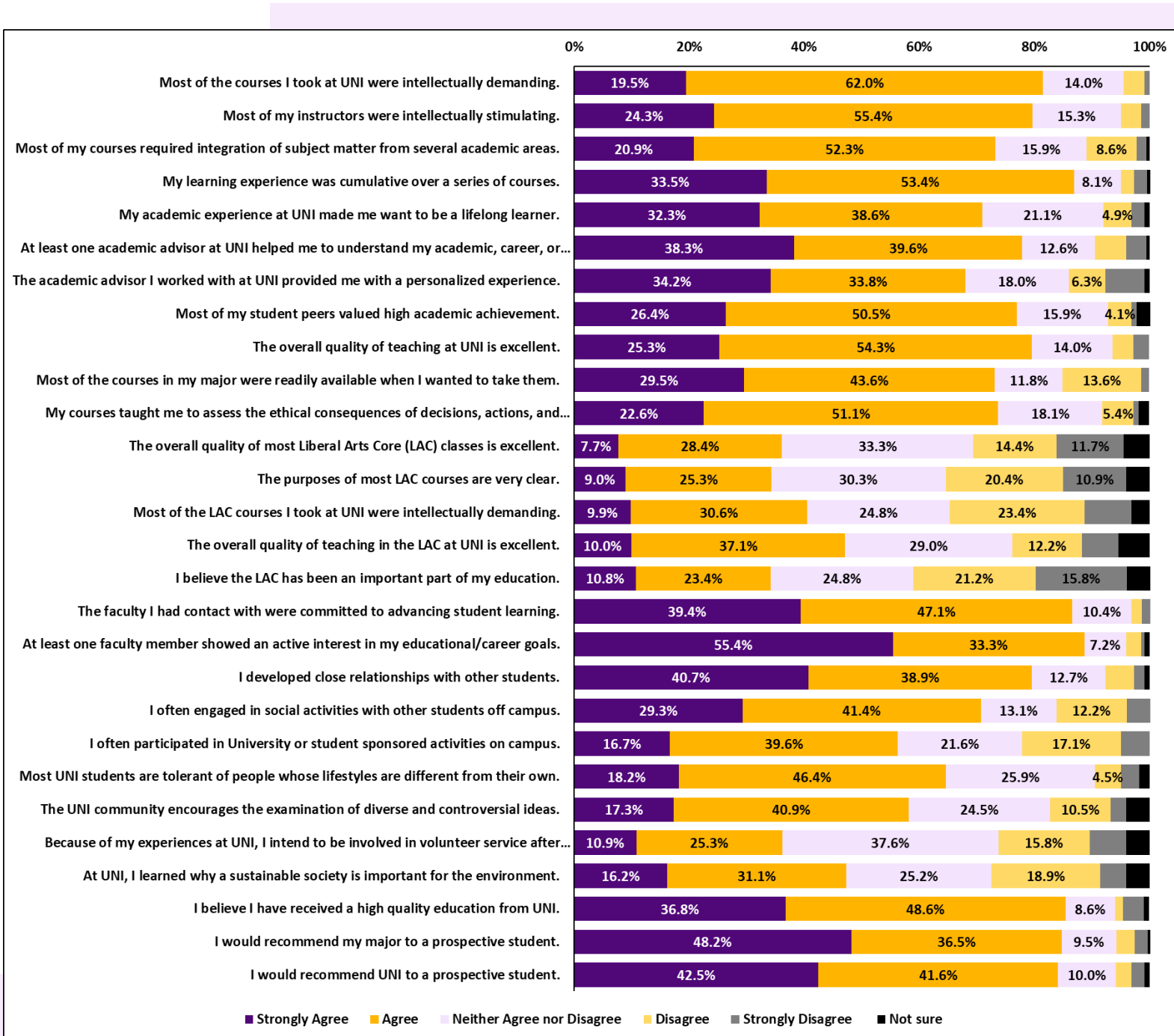
Education



Education

	N	Strongly Agree	Agree	Neither Agree nor Disagree	Disagree	Strongly Disagree	Not Sure	Mean
- Most of the courses I took at UNI were intellectually demanding.	158	24.1%	57.0%	12.0%	6.3%	0.6%	0.0%	3.97
- Most of my instructors were intellectually stimulating.	156	26.9%	55.1%	12.8%	4.5%	0.6%	0.0%	4.03
- Most of my courses required integration of subject matter from several academic areas.	156	27.6%	58.3%	10.3%	3.2%	0.0%	0.6%	4.11
- My learning experience was cumulative over a series of courses.	156	35.3%	59.6%	2.6%	1.3%	0.0%	1.3%	4.31
- My academic experience at UNI made me want to be a lifelong learner.	157	35.7%	45.2%	12.7%	6.4%	0.0%	0.0%	4.10
- At least one academic advisor at UNI helped me to understand my academic, career, or life goals.	156	44.9%	36.5%	6.4%	6.4%	5.8%	0.0%	4.08
- The academic advisor I worked with at UNI provided me with a personalized experience.	156	35.9%	35.3%	13.5%	8.3%	7.1%	0.0%	3.85
- Most of my student peers valued high academic achievement.	155	27.7%	56.1%	9.0%	4.5%	1.3%	1.3%	4.06
- The overall quality of teaching at UNI is excellent.	155	34.8%	51.6%	11.0%	2.6%	0.0%	0.0%	4.19
- Most of the courses in my major were readily available when I wanted to take them.	155	31.0%	41.9%	14.2%	11.6%	1.3%	0.0%	3.90
- My courses taught me to assess the ethical consequences of decisions, actions, and inaction.	155	25.2%	51.0%	17.4%	5.8%	0.6%	0.0%	3.94
- The overall quality of most Liberal Arts Core (LAC) classes is excellent.	157	12.1%	30.6%	31.8%	15.9%	5.7%	3.8%	3.28
- The purposes of most LAC courses are very clear.	156	10.9%	30.8%	25.6%	22.4%	6.4%	3.8%	3.18
- Most of the LAC courses I took at UNI were intellectually demanding.	155	16.1%	34.2%	27.1%	10.3%	7.7%	4.5%	3.43
- The overall quality of teaching in the LAC at UNI is excellent.	155	13.5%	32.3%	27.7%	15.5%	5.8%	5.2%	3.34
- I believe the LAC has been an important part of my education.	157	14.0%	24.2%	22.3%	22.9%	12.7%	3.8%	3.04
- The faculty I had contact with were committed to advancing student learning.	155	36.1%	51.6%	7.7%	3.2%	1.3%	0.0%	4.18
- At least one faculty member showed an active interest in my educational/career goals.	156	59.6%	32.7%	5.8%	0.6%	0.0%	1.3%	4.53
- I developed close relationships with other students.	155	49.7%	38.7%	7.1%	1.9%	1.9%	0.6%	4.33
- I often engaged in social activities with other students off campus.	155	36.1%	47.7%	7.1%	5.2%	3.2%	0.6%	4.09
- I often participated in University or student sponsored activities on campus.	156	26.3%	44.9%	12.2%	12.2%	3.8%	0.6%	3.78
- Most UNI students are tolerant of people whose lifestyles are different from their own.	156	27.6%	48.7%	14.7%	5.8%	2.6%	0.6%	3.94
- The UNI community encourages the examination of diverse and controversial ideas.	159	25.8%	49.7%	17.6%	5.7%	1.3%	0.0%	3.93
- Because of my experiences at UNI, I intend to be involved in volunteer service after graduation.	157	19.1%	35.7%	31.2%	8.3%	0.6%	5.1%	3.68
- At UNI, I learned why a sustainable society is important for the environment.	156	18.6%	34.0%	23.1%	15.4%	5.8%	3.2%	3.46
- I believe I have received a high quality education from UNI.	157	43.9%	47.8%	6.4%	1.9%	0.0%	0.0%	4.34
- I would recommend my major to a prospective student.	157	54.8%	38.2%	2.5%	1.9%	1.9%	0.6%	4.43
- I would recommend UNI to a prospective student.	158	50.0%	41.1%	5.7%	1.9%	1.3%	0.0%	4.37

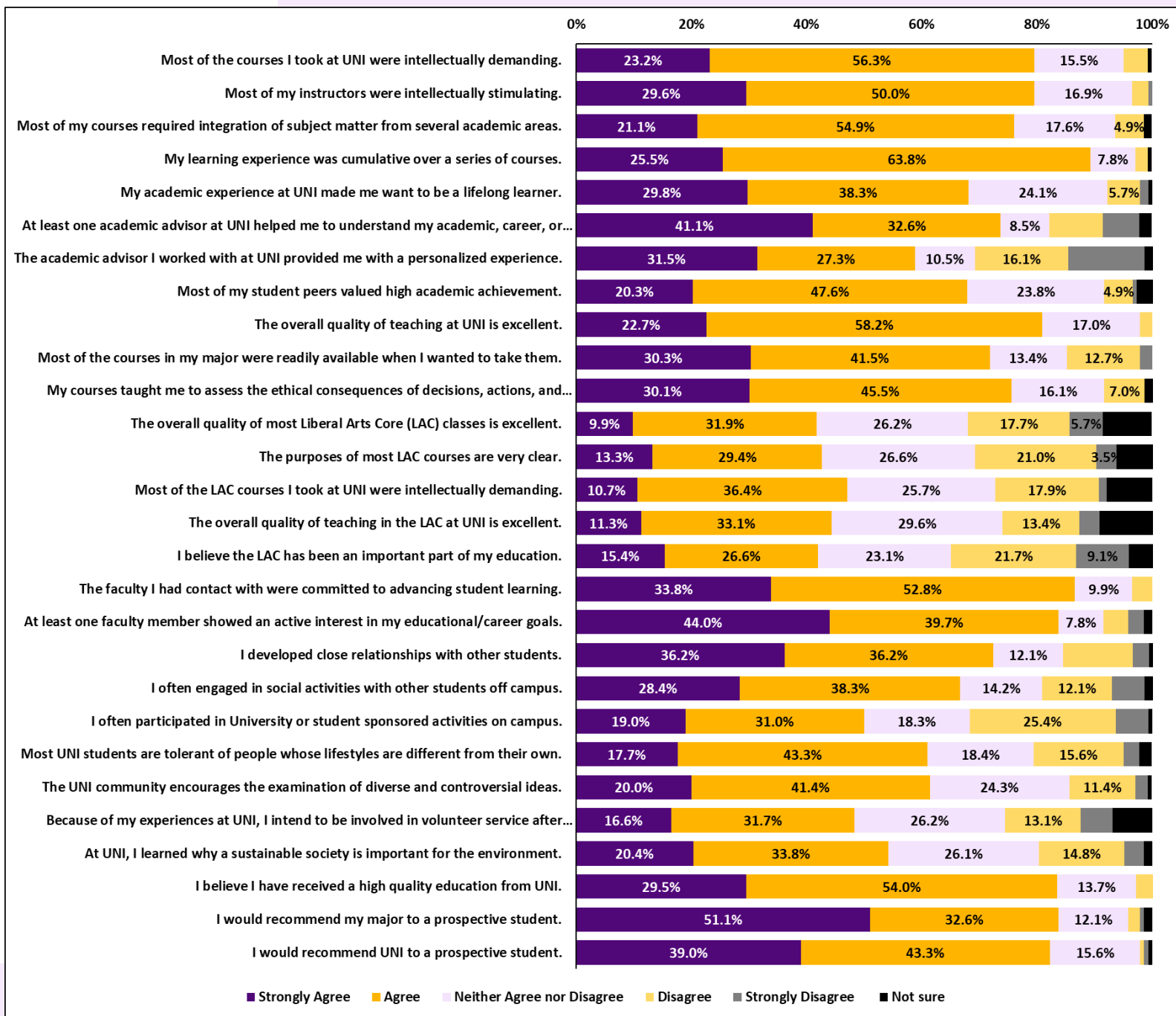
Humanities, Arts & Sciences



Humanities Arts & Sciences

	N	Strongly Agree	Agree	Neither Agree Nor Disagree	Disagree	Strong Disagree	Not Sure	Mean
- Most of the courses I took at UNI were intellectually demanding.	221	19.5%	62.0%	14.0%	3.6%	0.9%	0.0%	3.95
- Most of my instructors were intellectually stimulating.	222	24.3%	55.4%	15.3%	3.6%	1.4%	0.0%	3.98
- Most of my courses required integration of subject matter from several academic areas.	220	20.9%	52.3%	15.9%	8.6%	1.8%	0.5%	3.82
- My learning experience was cumulative over a series of courses.	221	33.5%	53.4%	8.1%	2.3%	2.3%	0.5%	4.14
- My academic experience at UNI made me want to be a lifelong learner.	223	32.3%	38.6%	21.1%	4.9%	2.2%	0.9%	3.95
- At least one academic advisor at UNI helped me to understand my academic, career, or life goals.	222	38.3%	39.6%	12.6%	5.4%	3.6%	0.5%	4.04
- The academic advisor I worked with at UNI provided me with a personalized experience.	222	34.2%	33.8%	18.0%	6.3%	6.8%	0.9%	3.83
- Most of my student peers valued high academic achievement.	220	26.4%	50.5%	15.9%	4.1%	0.9%	2.3%	4.00
- The overall quality of teaching at UNI is excellent.	221	25.3%	54.3%	14.0%	3.6%	2.7%	0.0%	3.96
- Most of the courses in my major were readily available when I wanted to take them.	220	29.5%	43.6%	11.8%	13.6%	1.4%	0.0%	3.86
- My courses taught me to assess the ethical consequences of decisions, actions, and inaction.	221	22.6%	51.1%	18.1%	5.4%	0.9%	1.8%	3.91
- The overall quality of most Liberal Arts Core (LAC) classes is excellent.	222	7.7%	28.4%	33.3%	14.4%	11.7%	4.5%	3.06
- The purposes of most LAC courses are very clear.	221	9.0%	25.3%	30.3%	20.4%	10.9%	4.1%	3.01
- Most of the LAC courses I took at UNI were intellectually demanding.	222	9.9%	30.6%	24.8%	23.4%	8.1%	3.2%	3.11
- The overall quality of teaching in the LAC at UNI is excellent.	221	10.0%	37.1%	29.0%	12.2%	6.3%	5.4%	3.34
- I believe the LAC has been an important part of my education.	222	10.8%	23.4%	24.8%	21.2%	15.8%	4.1%	2.92
- The faculty I had contact with were committed to advancing student learning.	221	39.4%	47.1%	10.4%	1.8%	1.4%	0.0%	4.21
- At least one faculty member showed an active interest in my educational/career goals.	222	55.4%	33.3%	7.2%	2.7%	0.5%	0.9%	4.42
- I developed close relationships with other students.	221	40.7%	38.9%	12.7%	5.0%	1.8%	0.9%	4.13
- I often engaged in social activities with other students off campus.	222	29.3%	41.4%	13.1%	12.2%	4.1%	0.0%	3.8
- I often participated in University or student sponsored activities on campus.	222	16.7%	39.6%	21.6%	17.1%	5.0%	0.0%	3.46
- Most UNI students are tolerant of people whose lifestyles are different from their own.	220	18.2%	46.4%	25.9%	4.5%	3.2%	1.8%	3.73
- The UNI community encourages the examination of diverse and controversial ideas.	220	17.3%	40.9%	24.5%	10.5%	2.7%	4.1%	3.62
- Because of my experiences at UNI, I intend to be involved in volunteer service after graduation.	221	10.9%	25.3%	37.6%	15.8%	6.3%	4.1%	3.19
- At UNI, I learned why a sustainable society is important for the environment.	222	16.2%	31.1%	25.2%	18.9%	4.5%	4.1%	3.37
- I believe I have received a high quality education from UNI.	220	36.8%	48.6%	8.6%	1.4%	3.6%	0.9%	4.15
- I would recommend my major to a prospective student.	222	48.2%	36.5%	9.5%	3.2%	2.3%	0.5%	4.26
- I would recommend UNI to a prospective student.	221	42.5%	41.6%	10.0%	2.7%	2.3%	0.9%	4.21

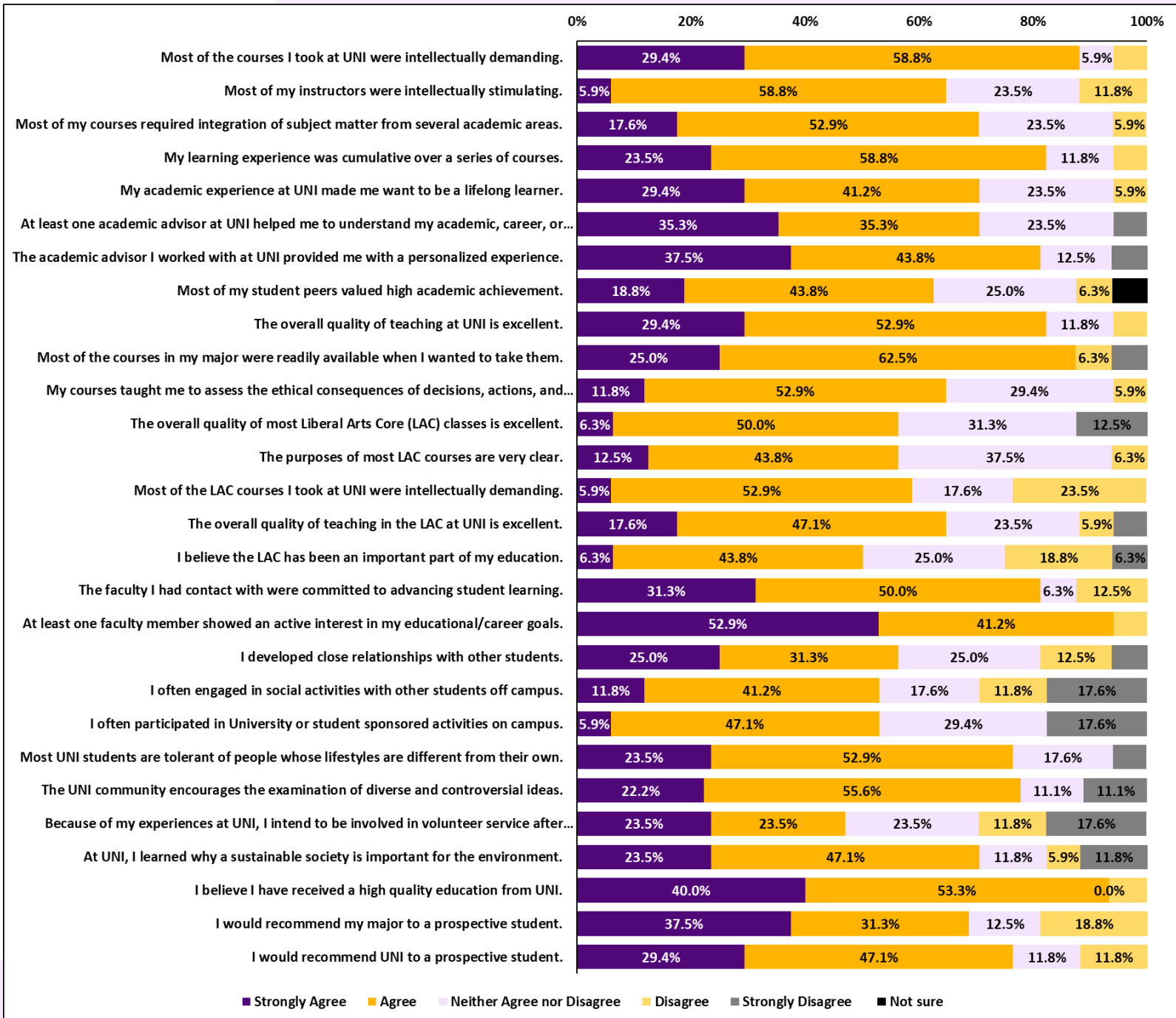
Social & Behavioral Sciences



Social & Behavioral Sciences

	N	Strongly Agree	Agree	Neither Agree nor Disagree	Disagree	Strongly Disagree	Not Sure	Mean
- Most of the courses I took at UNI were intellectually demanding.	142	23.2%	56.3%	15.5%	4.2%	0.0%	0.7%	3.99
- Most of my instructors were intellectually stimulating.	142	29.6%	50.0%	16.9%	2.8%	0.7%	0.0%	4.05
- Most of my courses required integration of subject matter from several academic areas.	142	21.1%	54.9%	17.6%	4.9%	0.0%	1.4%	3.94
- My learning experience was cumulative over a series of courses.	141	25.5%	63.8%	7.8%	2.1%	0.0%	0.7%	4.14
- My academic experience at UNI made me want to be a lifelong learner.	141	29.8%	38.3%	24.1%	5.7%	1.4%	0.7%	3.90
- At least one academic advisor at UNI helped me to understand my academic, career, or life goals.	141	41.1%	32.6%	8.5%	9.2%	6.4%	2.1%	3.95
- The academic advisor I worked with at UNI provided me with a personalized experience.	143	31.5%	27.3%	10.5%	16.1%	13.3%	1.4%	3.48
- Most of my student peers valued high academic achievement.	143	20.3%	47.6%	23.8%	4.9%	0.7%	2.8%	3.84
- The overall quality of teaching at UNI is excellent.	141	22.7%	58.2%	17.0%	2.1%	0.0%	0.0%	4.01
- Most of the courses in my major were readily available when I wanted to take them.	142	30.3%	41.5%	13.4%	12.7%	2.1%	0.0%	3.85
- My courses taught me to assess the ethical consequences of decisions, actions, and inaction.	143	30.1%	45.5%	16.1%	7.0%	0.0%	1.4%	4.00
- The overall quality of most Liberal Arts Core (LAC) classes is excellent.	141	9.9%	31.9%	26.2%	17.7%	5.7%	8.5%	3.25
- The purposes of most LAC courses are very clear.	143	13.3%	29.4%	26.6%	21.0%	3.5%	6.3%	3.30
- Most of the LAC courses I took at UNI were intellectually demanding.	140	10.7%	36.4%	25.7%	17.9%	1.4%	7.9%	3.40
- The overall quality of teaching in the LAC at UNI is excellent.	142	11.3%	33.1%	29.6%	13.4%	3.5%	9.2%	3.39
- I believe the LAC has been an important part of my education.	143	15.4%	26.6%	23.1%	21.7%	9.1%	4.2%	3.18
- The faculty I had contact with were committed to advancing student learning.	142	33.8%	52.8%	9.9%	3.5%	0.0%	0.0%	4.17
- At least one faculty member showed an active interest in my educational/career goals.	141	44.0%	39.7%	7.8%	4.3%	2.8%	1.4%	4.19
- I developed close relationships with other students.	141	36.2%	36.2%	12.1%	12.1%	2.8%	0.7%	3.91
- I often engaged in social activities with other students off campus.	141	28.4%	38.3%	14.2%	12.1%	5.7%	1.4%	3.73
- I often participated in University or student sponsored activities on campus.	142	19.0%	31.0%	18.3%	25.4%	5.6%	0.7%	3.33
- Most UNI students are tolerant of people whose lifestyles are different from their own.	141	17.7%	43.3%	18.4%	15.6%	2.8%	2.1%	3.59
- The UNI community encourages the examination of diverse and controversial ideas.	140	20.0%	41.4%	24.3%	11.4%	2.1%	0.7%	3.66
- Because of my experiences at UNI, I intend to be involved in volunteer service after graduation.	145	16.6%	31.7%	26.2%	13.1%	5.5%	6.9%	3.44
- At UNI, I learned why a sustainable society is important for the environment.	142	20.4%	33.8%	26.1%	14.8%	3.5%	1.4%	3.54
- I believe I have received a high quality education from UNI.	139	29.5%	54.0%	13.7%	2.9%	0.0%	0.0%	4.10
- I would recommend my major to a prospective student.	141	51.1%	32.6%	12.1%	2.1%	0.7%	1.4%	4.33
- I would recommend UNI to a prospective student.	141	39.0%	43.3%	15.6%	0.7%	0.7%	0.7%	4.20

Interdisciplinary

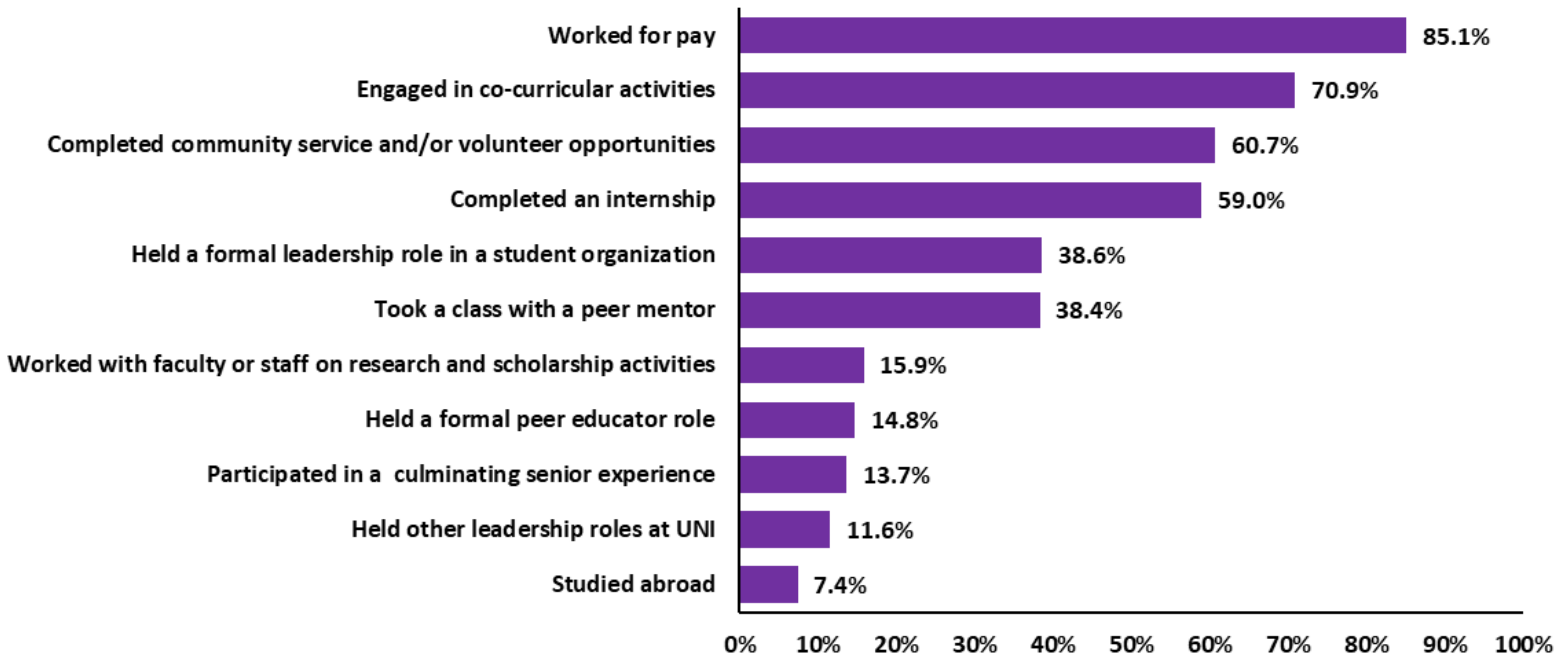


Interdisciplinary

	N	Strongly Agree	Agree	Neither Agree nor Disagree	Disagree	Strongly Disagree	Not Sure	Mean
- Most of the courses I took at UNI were intellectually demanding.	17	29.4%	58.8%	5.9%	5.9%	0.0%	0.0%	4.12
- Most of my instructors were intellectually stimulating.	17	5.9%	58.8%	23.5%	11.8%	0.0%	0.0%	3.59
- Most of my courses required integration of subject matter from several academic areas.	17	17.6%	52.9%	23.5%	5.9%	0.0%	0.0%	3.82
- My learning experience was cumulative over a series of courses.	17	23.5%	58.8%	11.8%	5.9%	0.0%	0.0%	4.00
- My academic experience at UNI made me want to be a lifelong learner.	17	29.4%	41.2%	23.5%	5.9%	0.0%	0.0%	3.94
- At least one academic advisor at UNI helped me to understand my academic, career, or life goals.	17	35.3%	35.3%	23.5%	0.0%	5.9%	0.0%	3.94
- The academic advisor I worked with at UNI provided me with a personalized experience.	16	37.5%	43.8%	12.5%	0.0%	6.3%	0.0%	4.06
- Most of my student peers valued high academic achievement.	16	18.8%	43.8%	25.0%	6.3%	0.0%	6.3%	3.80
- The overall quality of teaching at UNI is excellent.	17	29.4%	52.9%	11.8%	5.9%	0.0%	0.0%	4.06
- Most of the courses in my major were readily available when I wanted to take them.	16	25.0%	62.5%	0.0%	6.3%	6.3%	0.0%	3.94
- My courses taught me to assess the ethical consequences of decisions, actions, and inaction.	17	11.8%	52.9%	29.4%	5.9%	0.0%	0.0%	3.71
- The overall quality of most Liberal Arts Core (LAC) classes is excellent.	16	6.3%	50.0%	31.3%	0.0%	12.5%	0.0%	3.38
- The purposes of most LAC courses are very clear.	16	12.5%	43.8%	37.5%	6.3%	0.0%	0.0%	3.63
- Most of the LAC courses I took at UNI were intellectually demanding.	17	5.9%	52.9%	17.6%	23.5%	0.0%	0.0%	3.41
- The overall quality of teaching in the LAC at UNI is excellent.	17	17.6%	47.1%	23.5%	5.9%	5.9%	0.0%	3.65
- I believe the LAC has been an important part of my education.	16	6.3%	43.8%	25.0%	18.8%	6.3%	0.0%	3.25
- The faculty I had contact with were committed to advancing student learning.	16	31.3%	50.0%	6.3%	12.5%	0.0%	0.0%	4.00
- At least one faculty member showed an active interest in my educational/career goals.	17	52.9%	41.2%	0.0%	5.9%	0.0%	0.0%	4.41
- I developed close relationships with other students.	16	25.0%	31.3%	25.0%	12.5%	6.3%	0.0%	3.56
- I often engaged in social activities with other students off campus.	17	11.8%	41.2%	17.6%	11.8%	17.6%	0.0%	3.18
- I often participated in University or student sponsored activities on campus.	17	5.9%	47.1%	29.4%	0.0%	17.6%	0.0%	3.24
- Most UNI students are tolerant of people whose lifestyles are different from their own.	17	23.5%	52.9%	17.6%	0.0%	5.9%	0.0%	3.88
- The UNI community encourages the examination of diverse and controversial ideas.	18	22.2%	55.6%	11.1%	0.0%	11.1%	0.0%	3.78
- Because of my experiences at UNI, I intend to be involved in volunteer service after graduation.	17	23.5%	23.5%	23.5%	11.8%	17.6%	0.0%	3.24
- At UNI, I learned why a sustainable society is important for the environment.	17	23.5%	47.1%	11.8%	5.9%	11.8%	0.0%	3.65
- I believe I have received a high quality education from UNI.	15	40.0%	53.3%	0.0%	6.7%	0.0%	0.0%	4.27
- I would recommend my major to a prospective student.	16	37.5%	31.3%	12.5%	18.8%	0.0%	0.0%	3.88
- I would recommend UNI to a prospective student.	17	29.4%	47.1%	11.8%	11.8%	0.0%	0.0%	3.94

Activities at UNI

Please select all of the following you have done during your time at UNI
(N = 760)



97%
Response Rate
to this question

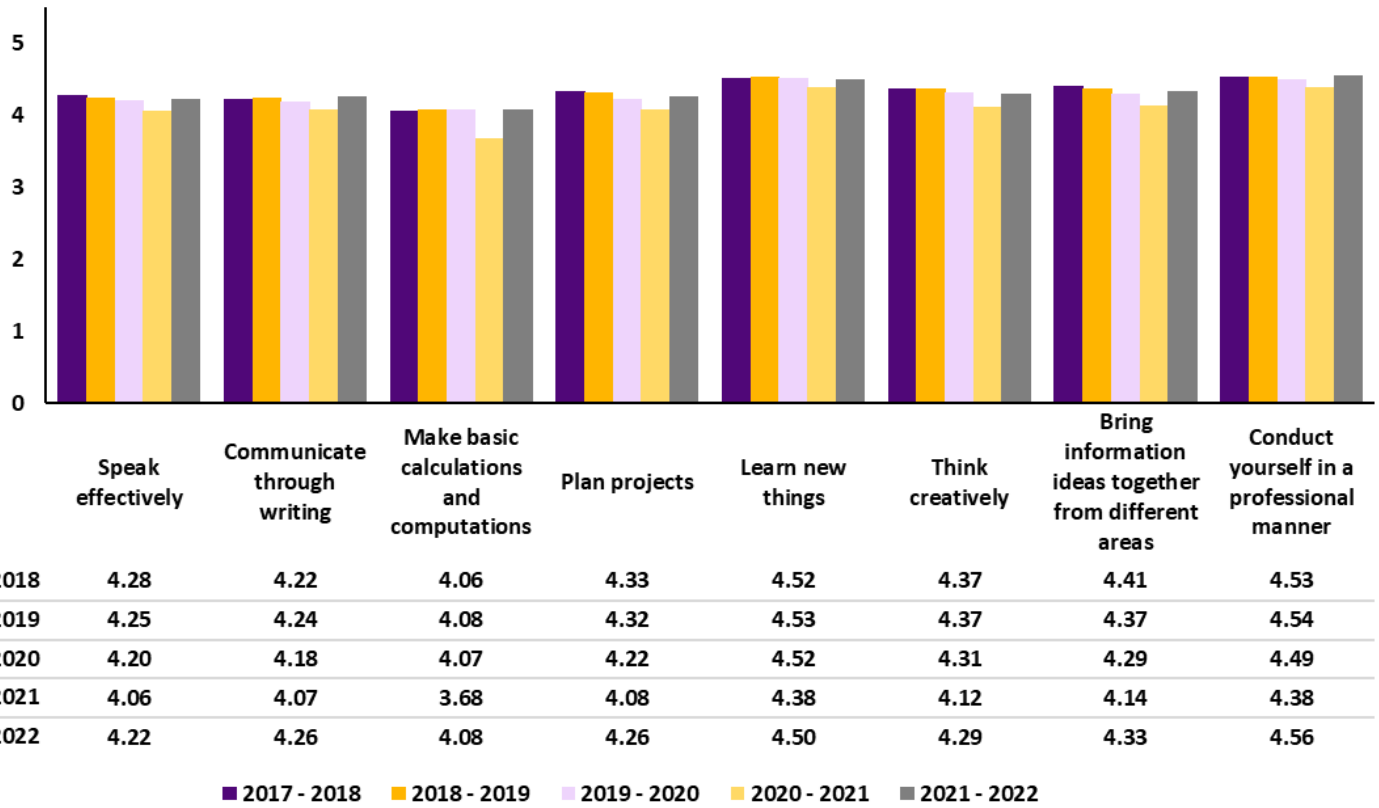




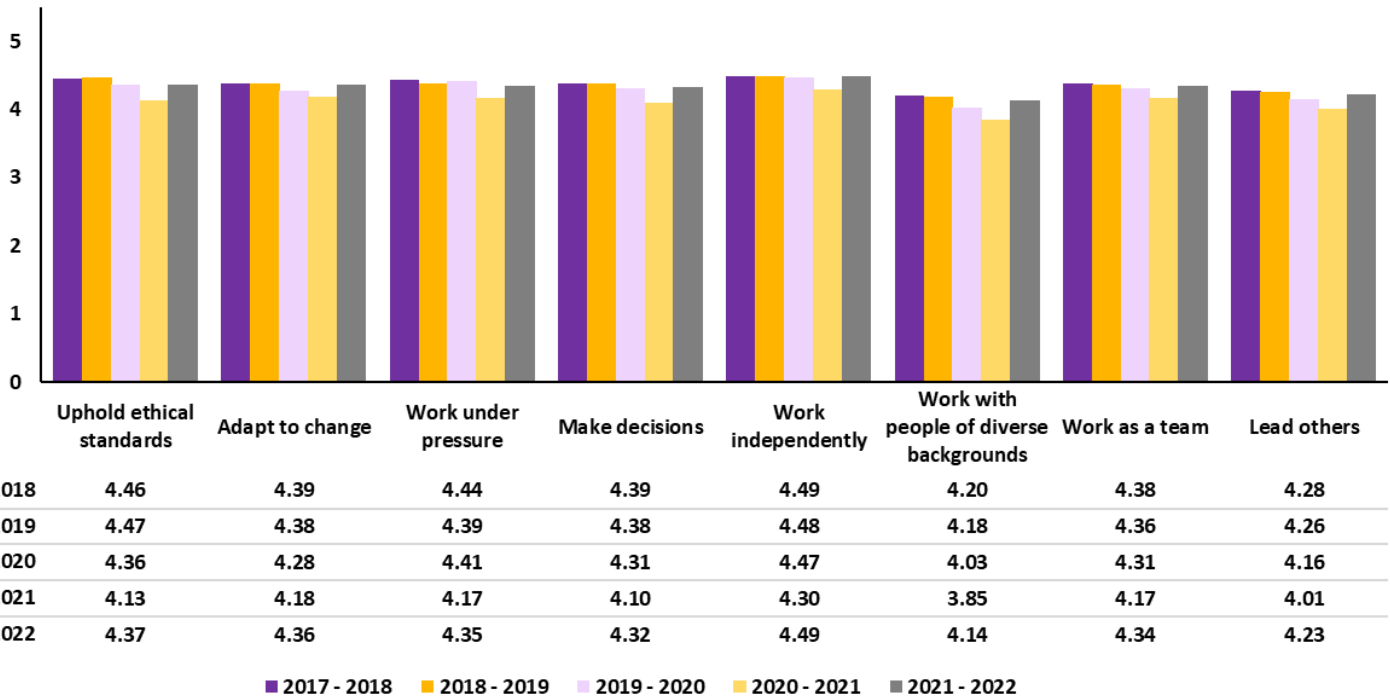
How well has UNI prepared you?

**A comparison
through the years**

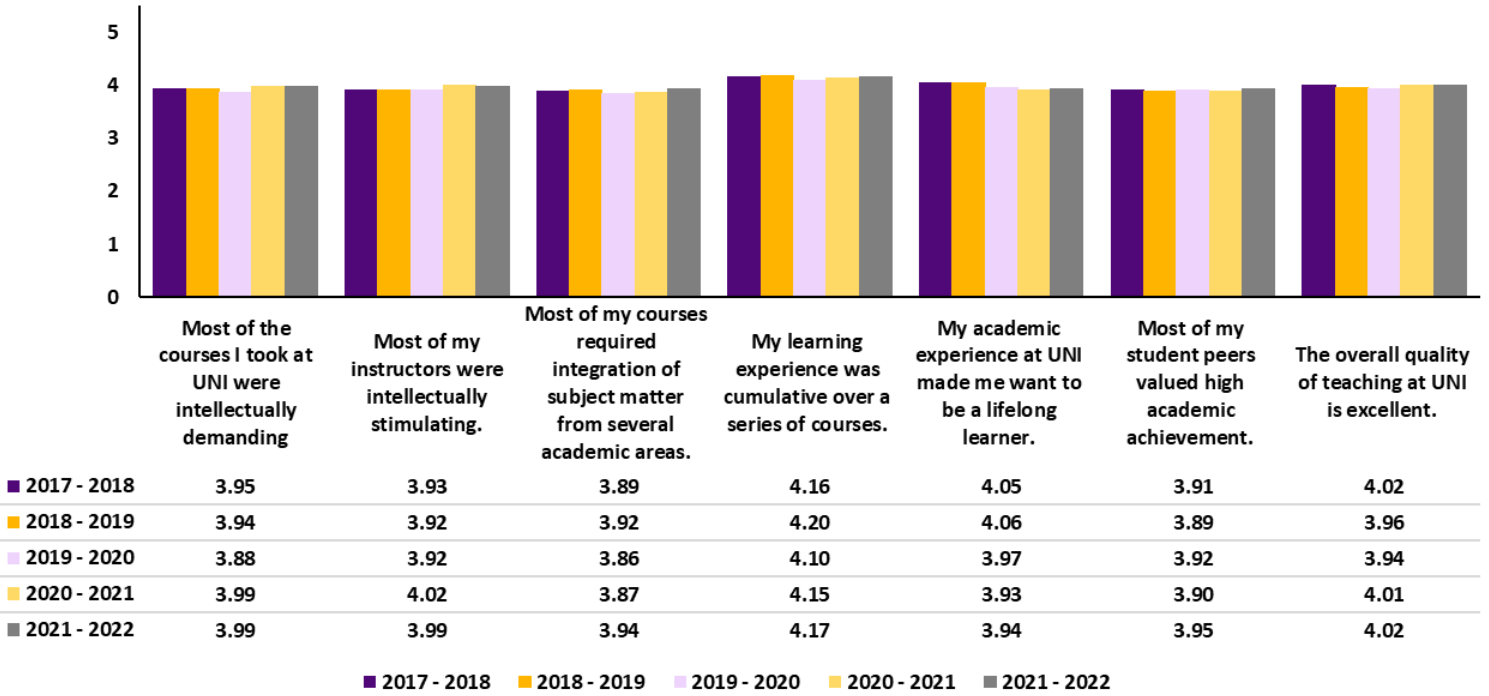
How well has UNI prepared you for the following:



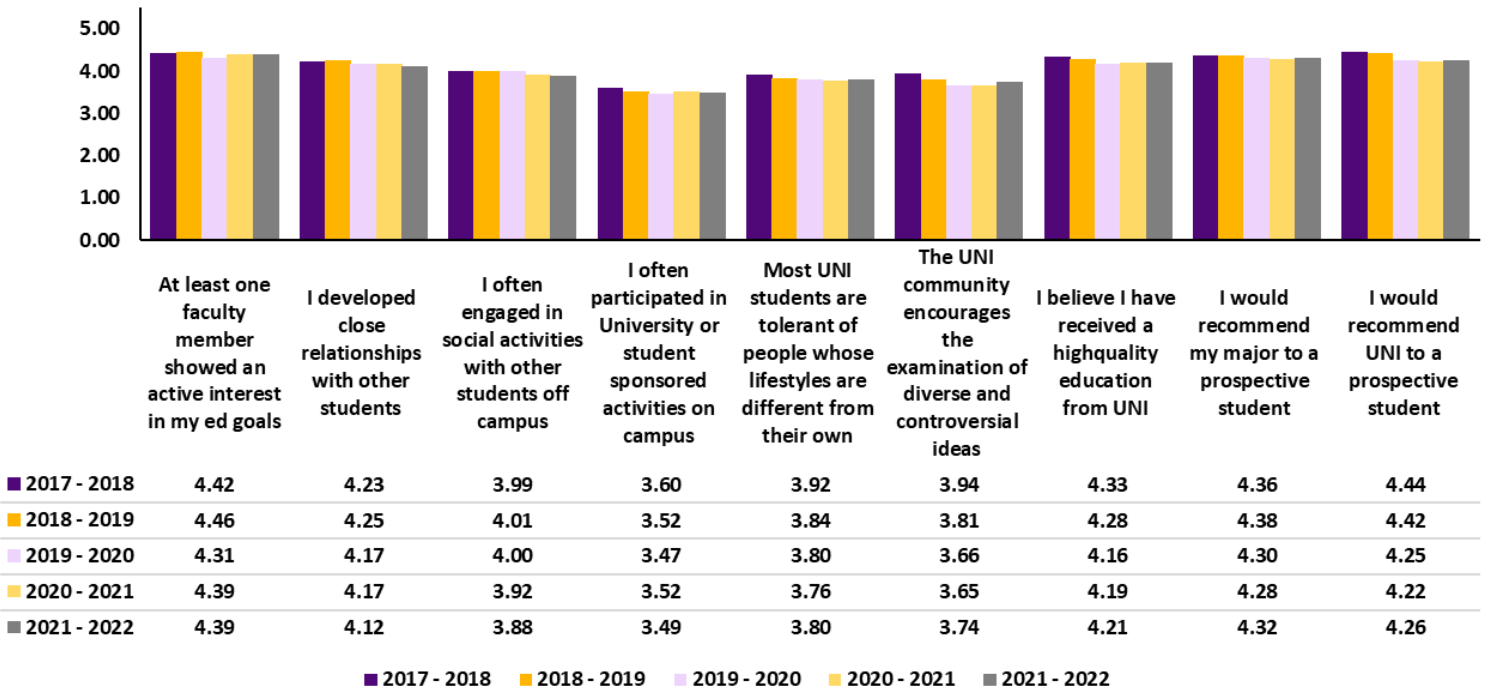
How well has UNI prepared you for the following:



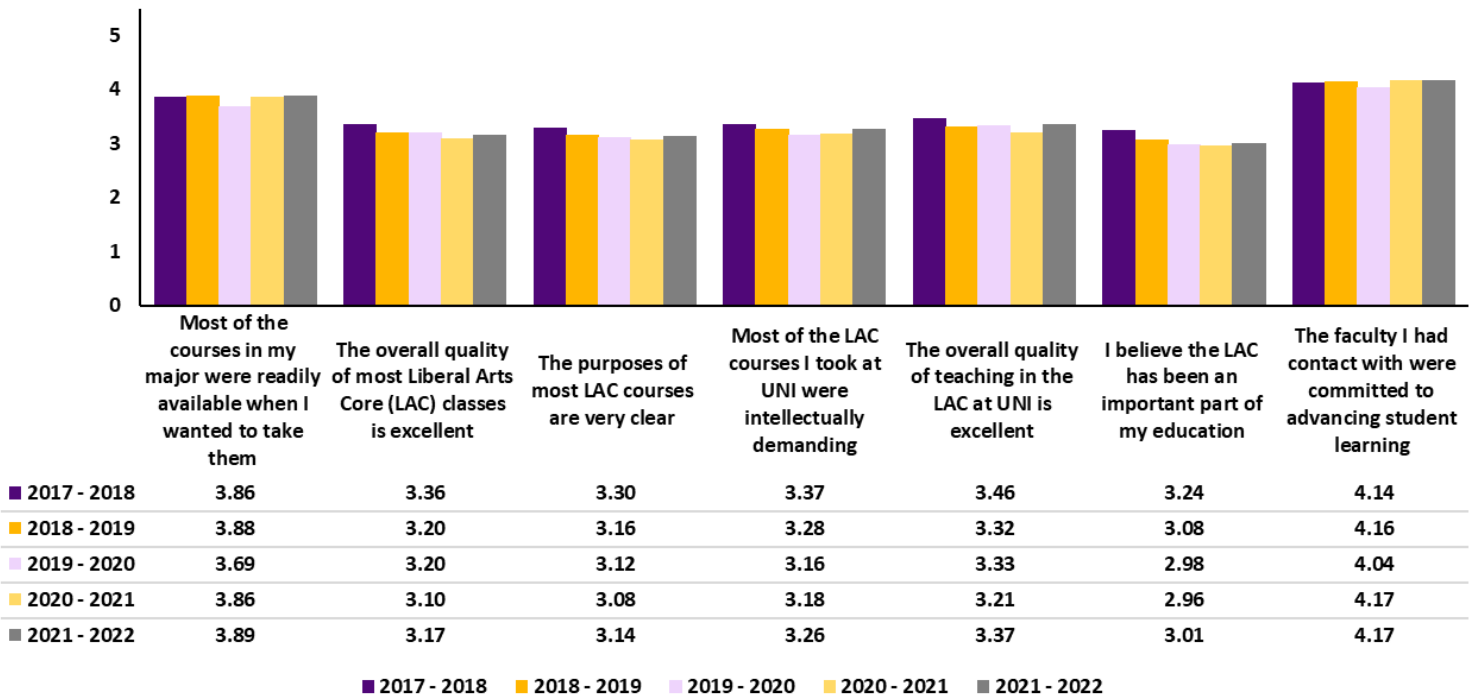
Extent to which UNI graduates agree with the following:



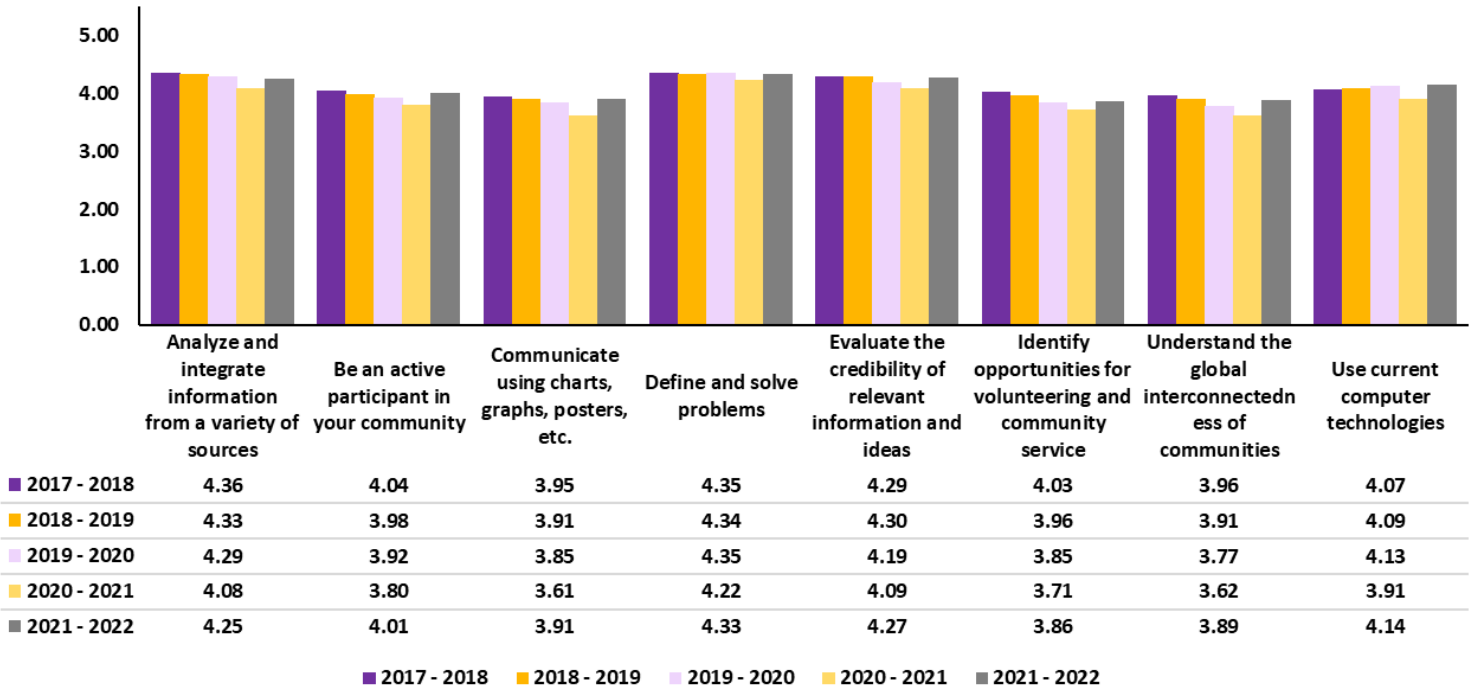
Extent to which UNI graduates agree with the following:



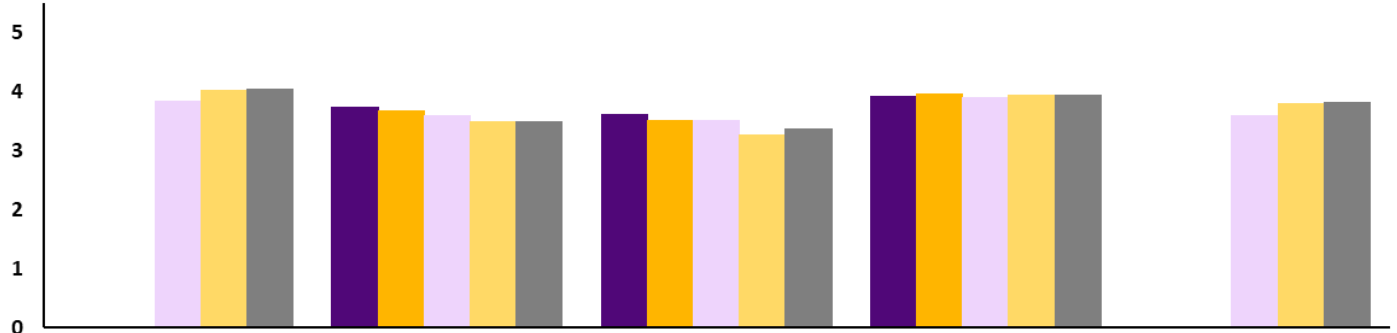
Extent to which UNI graduates agree with the following:



How well has UNI prepared you for the following:



Extent to which UNI graduates agree with the following:



At least one academic advisor at UNI helped me to understand my academic, career, or life goals.

At UNI, I learned why a sustainable society is important for the environment.

Because of my experiences at UNI, I intend to be involved in volunteer service after graduation.

My courses taught me to assess the ethical consequences of decisions, actions, and inaction.

The academic advisor I worked with at UNI provided me with a personalized experience.

■ 2017 - 2018		3.75	3.63	3.94	
■ 2018 - 2019		3.69	3.53	3.98	
■ 2019 - 2020	3.86	3.61	3.53	3.92	3.61
■ 2020 - 2021	4.03	3.51	3.29	3.95	3.81
■ 2021 - 2022	4.06	3.51	3.38	3.95	3.83

■ 2017 - 2018 ■ 2018 - 2019 ■ 2019 - 2020 ■ 2020 - 2021 ■ 2021 - 2022

The logo for the University of Northern Iowa, featuring the letters 'UNI' in a bold, white, italicized sans-serif font. A thin orange diagonal line is positioned to the right of the letters, extending from the top of the 'I' towards the top right of the page.

University of
Northern Iowa™

Office of Institutional Effectiveness & Planning



104 Seerley Hall,
Cedar Falls, IA, 50614-0005



Telephone
(319)273-3103



Website
ie.uni.edu