

2012

## We're Going to Bangladesh - Now What?

Geographic Alliance of Iowa

*Let us know how access to this document benefits you*

Copyright ©[2012?] Geographic Alliance of Iowa



This work is licensed under a [Creative Commons Attribution 4.0 International License](https://creativecommons.org/licenses/by/4.0/).

Follow this and additional works at: <https://scholarworks.uni.edu/oermaterials>



Part of the [Geography Commons](#)

---

### Recommended Citation

Geographic Alliance of Iowa, "We're Going to Bangladesh - Now What?" (2012). *Open Educational Resources*. 275.

<https://scholarworks.uni.edu/oermaterials/275>

This Lesson Plans is brought to you for free and open access by the Open Educational Resources at UNI ScholarWorks. It has been accepted for inclusion in Open Educational Resources by an authorized administrator of UNI ScholarWorks. For more information, please contact [scholarworks@uni.edu](mailto:scholarworks@uni.edu).

**Offensive Materials Statement:** Materials located in UNI ScholarWorks come from a broad range of sources and time periods. Some of these materials may contain offensive stereotypes, ideas, visuals, or language.

We're Going to Bangladesh – Now What?

Teacher and School not available

Grade Level (Req.): 9th-12th grade	Content Area (Req.): Geography	Unit (Opt.):
Connections to Other Disciplines (Opt.): <ul style="list-style-type: none"> <li>•</li> <li>•</li> <li>•</li> </ul>		
Time Frame (Req.): 1-2 class periods	Goal (Req.): Students will know the aspects of traveling abroad.	
	Objective (Req.): Students will find out the entry requirements for the country of Bangladesh. Students will learn how to properly complete passport and visa application forms. Students will identify the need for vaccinations/immunizations and other medical treatment recommended for travelers to Bangladesh. Students will know how to find entry requirements for all countries and will be able to identify the process to be taken to get to any country in the world.	
Materials Needed (Req.): <ul style="list-style-type: none"> <li>• Short video on Bangladesh (see list in resources)</li> <li>• Photograph of or a sample passport to share with students; passport application forms, one for each student</li> <li>• Sample Visa application; Bangladesh visa application forms, one for each student</li> <li>• Mock passport template; mock Bangladesh visa template</li> <li>• Internet access for passport information and entry requirements for various countries; Internet access for exploration into passport applications under special circumstances (i.e. under age 14, renewal of passport, non-citizen, etc.)</li> <li>• Camera, preferably digital, and technology for transferring photos from camera to computer and capability to print</li> <li>• Access to school nurse and immunization records for each student and/or for discussion of health warnings for travel in Bangladesh (optional); mosquito bed net and permethrin (optional)</li> </ul>	New Vocabulary (Opt.): <ul style="list-style-type: none"> <li>•</li> <li>•</li> <li>•</li> <li>•</li> <li>•</li> </ul>	
Anticipatory Set/Introduction [Inquiry Question is required] (Req.): What are the entry requirements for the country of Bangladesh?		

Instructional Sequence/Procedure (Req.):

1. (Optional) Show a video on Bangladesh – no longer than 5 minutes in length.
2. Ask, “Where is Bangladesh?” Ask someone in the classroom to find it on a map or globe.
3. Ask, “How do we get there?” WE MOST LIKELY FLY. Ask, “Is that all it takes to get there?” We don’t need an answer at this time. Students may or may not know of the need for a passport. Move on to Step 4.
4. Display a picture of a passport on the classroom wall – through computer projection or overhead projection. Perhaps bring to the classroom a copy of instructor’s own passport. Ask students how many have passports, what is a passport, why does one need a passport, and where and how does one get one? Discuss the answers – A PASSPORT IS AN INTERNATIONALLY RECOGNIZED TRAVEL DOCUMENT THAT VERIFIES THE IDENTIFY AND NATIONALITY OF THE BEARER. A VALID U.S. PASSPORT IS REQUIRED TO ENTER AND LEAVE MOST FOREIGN COUNTRIES. ONLY THE U.S. DEPARTMENT OF STATE HAS THE AUTHORITY TO GRANT, ISSUE, OR VERIFY UNITED STATES PASSPORTS. RECENT CHANGES IN U.S.LAW NOW REQUIRE PASSPORTS FOR TRAVELERS RETURNING FROM MEXICO AND CANADA.
5. Tell the students they will not only study the county of Bangladesh (and others this term?), but they will actually prepare for travel to the country, beginning with obtaining a passport. Distribute passport applications with the assumption that all are U.S. citizens at least 16 years old who will need passports for the first time. Discuss the need for different forms for those who fall into different categories. Work with individuals with special needs as desired. Perhaps obtain actual forms needed for students with special circumstances. For those students who already have passports, one can offer them the opportunity to complete a renewal form in anticipation of someday renewing the passport if they do not want to complete the form presented to the other students in the classroom.
6. Walk through the application details briefly and allow students time to complete the applications in small groups, with a partner, or individually. Stress the importance of thoroughness and neatness on this application, making a comparison to the completion of job applications.
7. Have students exchange applications with peers. Ask peers to check for accuracy and completion. Return applications to owners for possible editing. Collect applications.
8. Address the need for passport photos. Research where in your community (county courthouse?) one is able to get passport photos. Perhaps bring in an expert in the field to talk to students or take a field trip to a passport photo center. In the event that an expert photographer is not available to volunteer to take the students’ photos, do set up a passport photo center in the room and take student photos.
9. Address the need for fees to be paid – tease the students that of course, the school will waive the fees for these students today.
10. Instructor will prepare mock passports for students (or set up a committee of students to work on this) for distribution the next class period.
11. Assign students to answer the question, “What are the entry requirements for the country of Bangladesh?”
12. Distribute mock passports to students Day 2.
13. Students should have discovered that the entry requirement of the country is a valid visa. Complete visa applications in class. Collect visa applications with passports and more copies of passport photos, as required.
14. Instructor will stamp a mock visa into the mock passports (or set up a committee of students to work on this). Re-distribute the mock passports with mock visas.
15. (Optional) Ask school nurse to provide copies of current immunizations/vaccinations records for students or to lead students through the process of completing a record of the same for their own personal use.
16. (Optional) Visit the Center for Disease Control website for current health information for travelers to specific countries. A health care professional can assist in interpretation of the information at this website. Instructors will not be equipped to offer personal advice to

individuals except to state what is written here – immunizations should be up-to-date and certain immunizations are recommended, a visit to a medical travel specialist is highly recommended, and anti-malarial and anti-diarrhea drugs are recommended. Further exploration into health concerns is optional.

17. (Optional) Instructor may want to help students prepare current immunization records for safe-keeping in mock-passports.
18. (Optional) Instructor may want to display mosquito netting and demonstrate the use of permethrin for use in treating fabric with an insecticide against mosquitoes.
19. Students will now be prepared for travel to and study in Bangladesh.
20. Extensions: This lesson could be the introduction to a semester course in world geography; with passport in hand, prior to studying each individual country, the students could research the need for immunizations/vaccinations and the process for obtaining visas, etc; it will be interesting to note that some of the countries studied during the term may not be allowing entrance by foreigners. Continue the simulation with the simulated purchase of airline tickets to the country for the specific dates of study; possibly include the participation of a local travel agent for this part of the course. Encourage students to make a list of items to pack for travel in Bangladesh; instructor could demonstrate packing; travel agent could demonstrate packing; students could pack both check-in and carry-on bags. Entire course can be taught by simulation, with students traveling from country to country; students can take on different roles – tourist, family, visitor, student, business investor, relief worker, etc; students can have various assignments for each country, depending on their roles – develop brochures, prepare a slide show, make a scrapbook, present relevant information for a business proposal, report on relief, etc. Students could complete passport and visa applications and pay the required fees in preparation for an actual trip. Students could use the Internet, textbooks, guidebooks, and brochures to develop a two-week tour of the country of Bangladesh. Students could research admission requirements to other countries of interest and report back, completing required forms and/or outlining the process for acquiring permission to travel. Students could actually apply for study and/or research in another country and pursue completion of all applications and processes. Remediation: Completed mock passports with mock visas can be handed to students unable to complete applications.

Formative Evaluation (Req.): Class participation and discussion. Will the students be able to identify the process for finding entry requirements for any country in the world?

Assessment (Req.): Accurate completion of both the passport and visa applications. (Optional) Accurate completion of up-to-date immunization records.

Iowa Core Curriculum Standards Used (Req.):

- Geography, grade 9-12: Understand the use of geographic tools to locate and analyze information about people, places, and environments.
- Geography, grade 9-12: Understand how physical and human characteristics create and define regions.
- Employability Skills (21st Century Skills), grade 9-12: Demonstrate productivity and accountability by meeting high expectations.
- Health Literacy (21st Century Skills), grade 9-12: Demonstrate functional health literacy skills to obtain, interpret, understand and use basic health concepts to enhance personal, family and community health.
- Health Literacy (21st Century Skills), grade 3-5: Recognize that media and other influences affect personal, family and community health.
- 
- 
- 
- 
-

Common Core Curriculum Standards Used (Opt.):

- 
- 
- 
- 
- 

NGS Standards Used (Req.):

- How to analyze the spatial organizations of people, places, and environments on Earth's surface
- The physical and human characteristics of places
- 
- 
- 
- 
- 
- 
- 
- 
- 

Five Themes of Geography Used (Req.):

- Place
- Human-Environmental Interaction
- 
- 
- 

School District Standards and Benchmarks (Opt.):

- 
- 
- 

21<sup>st</sup> Century Universal Constructs (Opt.): Productivity and Accountability

Other Disciplinary Standards (Opt.):

- 
- 
- 
- 
- 

Other Essential Information (Opt.):

Other Resources (Opt.):

- Need to attach the long list of resources
- 
- 
-

## Resources:

### Online Videos—

<http://www.youtube.com/watch?v=BibfmiNgI9A>  
<http://www.youtube.com/watch?v=abxkk0aeqvc>  
<http://www.youtube.com/watch?v=8FoAeErBBms>  
[http://www.metacafe.com/watch/517481/bangladesh\\_theme\\_song/](http://www.metacafe.com/watch/517481/bangladesh_theme_song/)  
<http://www.youtube.com/watch?v=h54N8VEmsr4>  
<http://www.youtube.com/watch?v=2FPOY2KG-e4>  
<http://www.youtube.com/watch?v=c4zeRfcECog>  
<http://www.ashepherdsbushmaneatsfromacan.co.uk/ricewomen.wmv>  
<http://www.ashepherdsbushmaneatsfromacan.co.uk/riceman.wmv>  
<http://www.ashepherdsbushmaneatsfromacan.co.uk/tea.wmv>  
<http://www.ashepherdsbushmaneatsfromacan.co.uk/dhaka.wmv>  
<http://www.ashepherdsbushmaneatsfromacan.co.uk/ship.wmv>  
<http://www.youtube.com/watch?v=ZH6UvSO67DI>  
<http://www.youtube.com/watch?v=lab875pivts>  
<http://www.youtube.com/watch?v=5sPljCcLcio>

### Discover Bangladesh 2

[http://www.youtube.com/watch?v=X\\_W89jtottI&mode=related&search=](http://www.youtube.com/watch?v=X_W89jtottI&mode=related&search=)

### Discover Bangladesh 1

[http://www.youtube.com/watch?v=MuL\\_ZeXobdw](http://www.youtube.com/watch?v=MuL_ZeXobdw)

### Bangladesh Tourism

<http://www.youtube.com/watch?v=o4y4E03DNoE&mode=related&search=>

### Patriotic Warid Commercial

<http://www.youtube.com/watch?v=Uou47KC63hw>

### George Harrison's Bangladesh—

[http://www.youtube.com/watch?v=jZZ96J\\_PVbk&mode=related&search=](http://www.youtube.com/watch?v=jZZ96J_PVbk&mode=related&search=)  
[http://travel.state.gov/passport/passport\\_1738.html](http://travel.state.gov/passport/passport_1738.html)  
<http://www.state.gov/documents/organization/79955.pdf>  
[http://travel.state.gov/travel/cis\\_pa\\_tw/cis/cis\\_1765.html](http://travel.state.gov/travel/cis_pa_tw/cis/cis_1765.html)  
<http://www.mofa.gov.bd/visaform.pdf>  
<http://www.bangladoot.org/Visa%20form.pdf>  
<http://wwwn.cdc.gov/travel/destinationList.aspx>  
[http://en.wikipedia.org/wiki/Divisions\\_of\\_Bangladesh](http://en.wikipedia.org/wiki/Divisions_of_Bangladesh)

## **Bangladesh Crisis ([www.concertforbangladesh.com](http://www.concertforbangladesh.com))**

By August 1971, when George Harrison, Ravi Shankar, and friends took the stage at Madison Square Garden to play the Concert for Bangladesh, 10 million East Pakistani refugees had fled over the border into India with scant hope of surviving inevitable hunger and disease.

Up to that point, little public attention had been drawn to the crisis in East Pakistan/Bangladesh. Few people outside the region knew how the deadly catastrophe had come to be, or what individuals who cared could do to help relieve the suffering.

The events leading to Pakistan 's refugee crisis had started with that nation's birth in 1947 and with the decision by local authorities, and the departing British, to carve the sub-continent's Muslim regions from predominantly Hindu India. The result was the creation of two distinct provincial territories, West and East Pakistan , with more than 1,000 miles of India dividing them.

It wasn't just geography that split Pakistan 's two "wings." These two Pakistans could not have been more different, separated also by race, culture, and language. Urdu was the dominant language of West Pakistan . Bengla was spoken in the East. And although the East Bengalis outnumbered the Pakistanis in the west, political and economic power was centered in West Pakistan .

Eventually, conditions placed the East Pakistanis in a position to change the balance of power.

Promising to end dictatorship and introduce democracy, General Agha Muhammad Yahya Khan came to power in 1969. The general appeared to make good on his pledge when free elections, the first in Pakistan 's history, were held toward the end of the following year.

The outcome of the voting, however, came as a blow to the West Pakistani leadership. The Awami People's League of Bangladesh had won an overwhelming victory, capturing a majority of Pakistan 's legislative seats. It appeared that the Awami party had been mandated to create Pakistan 's first democratic government.

But the regime in the West refused to allow the transfer of power to East Pakistan . In March, 1971, the order was issued to eliminate opposition to West Pakistan 's dominance.

To this day no one knows how many were killed in the conflict that followed. Estimates range from several hundred thousand to three million.

The fleeing refugees who had survived the violence in their homeland were now threatened by starvation, lack of sanitation, cholera, and other deadly illnesses.

Combined with these perils was a season of natural disaster in the form of destructive floods. Predictably, most of the victims succumbing to the hardship were children.

The Indian Government estimated the cost of caring for the refugees at \$1 million a day. Foreign aid provided only a fraction of the desperately needed food, equipment, and medicine. It was in this dramatic context that George Harrison, Ravi Shankar, and their fellow musicians decided to rally worldwide support for relief efforts in Bangladesh -- thereby averting an even greater humanitarian disaster.

August 1, 2006 marked the 35th anniversary of George Harrison's historic *Concert for Bangladesh*, which pioneered the all-star rock concert benefit model. In 1971, Harrison staged two concerts at New York's Madison Square Garden that brought together a star-studded cast of musicians—Ravi Shankar, Bob Dylan, Eric Clapton, Ringo Starr, Leon Russell and Billy Preston—to alert the world to the plight of the Bangladeshi people.

**With the lyrics "Now I'm asking all of you, help us save some lives," George Harrison turned music in to a political and social force.**

In 1971, the pioneering former Beatle, hearing Ravi Shankar's distress, used his fame and the power of music to organize the *Concert for Bangladesh*. At that time, the country was ravaged by floods, famine and civil war, which left 10 million people — mostly women and children — fleeing their homes.

Harrison set the precedent that music could be used to serve a higher cause. The *Concert for Bangladesh* was one of the most ambitious humanitarian efforts in rock music history. It produced an extraordinary contribution for UNICEF, exceeding \$15 million. Perhaps more importantly, the concert focused global attention on the crisis in Bangladesh and raised the consciousness of other musicians and millions of their young fans to a new awareness of UNICEF and its role in the developing world.

**The George Harrison Fund for UNICEF is a joint venture between the Harrison family and the U.S. Fund for UNICEF that aims to support UNICEF programs providing lifesaving assistance to children caught in humanitarian emergencies.**

Every year, UNICEF identifies countries and territories suffering from the results of civil conflict, natural disaster and poverty — countries where children are vulnerable to malnutrition, disease, exploitation and abuse. As with Bangladesh in the 1970s, many of these emergencies are still virtually ignored by the media and critically underfunded.



In the tradition established by George Harrison and Ravi Shankar, The George Harrison Fund for UNICEF will continue to support UNICEF programs in Bangladesh while expanding its influence to include other countries in crisis where children are at risk.

[Bangladesh](#) performed by George Harrison

**Passport**



U.S. Department of State  
**APPLICATION FOR A U.S. PASSPORT**

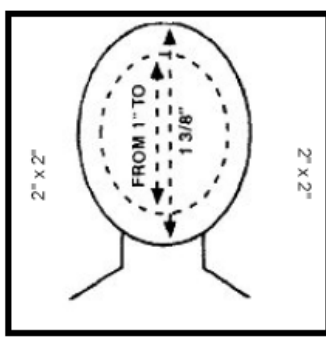
OMB APPROVAL NO. 1405-0004  
EXPIRATION DATE: 08/31/2008  
ESTIMATED BURDEN: 85 Minutes  
(See Instruction Page 3)

**WARNING:** False statements made knowingly and willfully in passport applications, including affidavits or other supporting documents submitted therewith, are punishable by fine and/or imprisonment under provisions of 18 U.S.C. 1001, 18 U.S.C. 1542 and/or 18 U.S.C. 1621. Alteration or mutilation of a passport issued pursuant to this application is punishable by fine and/or imprisonment under the provisions of 18 U.S.C. 1543. The use of a passport in violation of the restrictions contained therein or of the passport regulations is punishable by fine and/or imprisonment under 18 U.S.C. 1544. All statements and documents are subject to verification.

When completing this form, PRINT IN BLUE OR BLACK INK ONLY.

<input type="checkbox"/> 5 Yr.	<input type="checkbox"/> 10 Yr.	Issue Date _____
<input type="checkbox"/> R	<input type="checkbox"/> D	<input type="checkbox"/> O
		<input type="checkbox"/> DP
End. # _____		Exp. _____

<b>1. Name of Applicant</b>		<b>2. Date of Birth (mm-dd-yyyy)</b>	
Last _____		Suffix (Jr., Sr., III) _____	
First _____		Middle _____	
<b>3. Sex</b>	<b>4. Place of Birth</b> <small>(City &amp; State <u>OR</u> City &amp; Country)</small>	<b>5. Social Security Number</b> <small>(See Federal Tax Law Notice on instruction Page 3)</small>	<b>6. Alien Registration Number</b> <small>(If Applicable)</small>
<input type="checkbox"/> M <input type="checkbox"/> F	_____	_____	_____
<b>7. Height</b>	<b>8. Hair Color</b>	<b>9. Eye Color</b>	<b>10. Occupation</b>
Feet _____ Inches _____	_____	_____	_____
<b>11. Employer</b>		_____	
<b>12. E-Mail Address (Optional)</b>		<b>13. Mailing Address</b>	
_____		Street/RFD Number <u>OR</u> Post Office Box _____	
		Apartment Number _____	
		City _____	State _____ ZIP Code _____
		Country (If Outside the U.S.) _____	In Care Of (If Applicable) _____
<b>14. Permanent Address or Residence (If same as mailing address write "Same As Above")</b>			
Street / RFD Number (DO NOT LIST P.O. BOX) _____			
Apartment Number _____			
City _____		State _____	ZIP Code _____
<b>15. Home Telephone (Include Area Code)</b>		<b>16. Business Telephone (Include Area Code)</b>	
( ) _____		( ) _____	
<b>17. Have you ever applied for or been issued a U.S. passport?</b> <input type="checkbox"/> YES <input type="checkbox"/> NO <small>If yes, complete the remaining items in block #17 and submit most recent passport.</small>			
Name in which your most recent passport was issued _____		Status of recent passport	
		<input type="checkbox"/> Submitted <input type="checkbox"/> Stolen <input type="checkbox"/> Lost <input type="checkbox"/> Other _____	
Most recent passport number _____		Approximate date your most recent U.S. passport was issued or date you applied. (mm-dd-yyyy) _____	
<b>18. Travel Plans</b>			
Date of Trip (mm-dd-yyyy) _____	Length of Trip _____	Countries to be Visited _____	
<b>19. Have you ever been married?</b> <input type="checkbox"/> YES <input type="checkbox"/> NO <small>If yes, complete the remaining items in block #19</small>			
Spouse's or Former Spouse's Full Name _____		Is your spouse (or former spouse) a U.S. citizen? <input type="checkbox"/> YES <input type="checkbox"/> NO	
Date of Birth (mm-dd-yyyy) _____	Place of Birth _____	Date of Most Recent Marriage _____	Widowed? <input type="checkbox"/> Divorced? <input type="checkbox"/>
Give Date _____			
<b>20. What other names have you used? (Include Name Changes, Maiden Name, &amp; Former Married Names)</b>			
1) _____	2) _____	3) _____	4) _____



DS 11 06 2005

Name of Applicant (Last, First, Middle)			Date of Birth (mm-dd-yyyy)	
<b>21. Parental Information</b>				
Mother's Maiden Name			Date of Birth	Place of Birth
Last	First	Middle		
Father's Name			Date of Birth	Place of Birth
Last	First	Middle		
Is your mother a U.S. citizen?		<input type="checkbox"/> YES <input type="checkbox"/> NO	Is your father a U.S. citizen?	
		<input type="checkbox"/> YES <input type="checkbox"/> NO		
<b>22. Emergency Contact</b> - Provide the information of a person not traveling with you to be contacted in the event of an emergency.				
Name		Street / RFD Number		
Apartment Number	City	State	ZIP Code	
Telephone ( )	E-Mail Address (Optional)		Relationship	



**DO NOT SIGN APPLICATION UNTIL REQUESTED TO DO SO BY PERSON ADMINISTERING OATH.**

**23. Oath & Signature**

I declare under penalty of perjury that I am a United States citizen (or non-citizen national) and have not, since acquiring United State citizenship (or U.S. nationality), performed any of the acts listed under "Acts or Conditions" on this application form (unless explanatory statement is attached). I declare under penalty that the statements made on this application are true and correct.

X \_\_\_\_\_  
Applicant's Signature - age 14 and older

X \_\_\_\_\_  
Mother's Legal Guardian's Signature (if Identifying Minor)

X \_\_\_\_\_  
Father's Legal Guardian's Signature (if Identifying Minor)

<b>Applicant's or Father's Identification Information</b>	
Type of Document	Issue Date
<input type="checkbox"/> Driver's License	Expiration Date
<input type="checkbox"/> Passport	Place of Issue
<input type="checkbox"/> Military Identification	
<input type="checkbox"/> Other (Specify)	
Name	
ID Number	
<b>Mother's Identification Information</b>	
Type of Document	Issue Date
<input type="checkbox"/> Driver's License	Expiration Date
<input type="checkbox"/> Passport	Place of Issue
<input type="checkbox"/> Military Identification	
<input type="checkbox"/> Other (Specify)	
Name	
ID Number	

**FOR ACCEPTANCE AGENT USE ONLY**

Facility Identification Number \_\_\_\_\_

Acceptance Agent; Facility Name & Location \_\_\_\_\_

(Vice) Consul USA; Location \_\_\_\_\_

Passport Services Staff Agent

Subscribed & Sworn to (Affirmed) before me \_\_\_\_\_ (SEAL)

\_\_\_\_\_  
(Signature of Person Authorized to Accept Application)      Date (mm-dd-yyyy) \_\_\_\_\_

**For Issuing Office Use Only**

Name as it appears on citizenship evidence \_\_\_\_\_

Birth Certificate     SR     CR     City    File Date \_\_\_\_\_    Issue Date \_\_\_\_\_

Passport    Issue Date \_\_\_\_\_

Report of Birth     240     645     1350    Issue Date \_\_\_\_\_

Naturalization Certificate    Issue Date \_\_\_\_\_    Cert. # \_\_\_\_\_

Citizenship Certificate    Issue Date \_\_\_\_\_    Cert. # \_\_\_\_\_

Other \_\_\_\_\_

Seen & Returned \_\_\_\_\_

Attached \_\_\_\_\_

APPLICATION APPROVAL

FEE \_\_\_\_\_ EXEC. \_\_\_\_\_ EF \_\_\_\_\_ OTHER \_\_\_\_\_



U.S. Department of State  
**APPLICATION FOR A U.S. PASSPORT**

**PLEASE DETACH AND RETAIN THIS INSTRUCTION SHEET FOR YOUR RECORDS.**

I Applied Place \_\_\_\_\_  
Date \_\_\_\_\_

**FOR INFORMATION, QUESTIONS, AND INQUIRIES:** Please visit our website at [travel.state.gov](http://travel.state.gov). In addition, contact the National Passport Information Center (NPIC) toll-free at **1-877-487-2778 (TDD: 1-888-874-7793)** or by e-mail at [NPIC@state.gov](mailto:NPIC@state.gov). Customer Service Representatives are available M-F, 8AM-8PM EST (excluding Federal holidays). Automated information is available 24/7.

**U.S. PASSPORTS ARE ISSUED ONLY TO U.S. CITIZENS OR NATIONALS. EACH PERSON MUST OBTAIN HIS OR HER OWN PASSPORT.**

**APPLICANTS WHO HAVE HAD A PREVIOUS U.S. PASSPORT**

If your most recent passport was issued less than 15 years ago and you were over 16 years old at the time of issuance, you may be eligible to use Form DS-82 (mail-in application). Please inquire about eligibility when you apply or visit our website or contact NPIC. Address any requests for addition of visa pages to a Passport Agency or a U.S. consulate or embassy abroad. In advance of your departure, check visa requirements with consular officials of the countries you will be visiting.

**SPECIAL REQUIREMENTS FOR CHILDREN**

- **AS DIRECTED BY PUBLIC LAW 106-119 AND 22 CFR 51.27 EFFECTIVE JULY 2, 2001:**  
To submit an application for a child under age 14 both parents or the child's legal guardian(s) must appear and present all of the following:
  - Evidence of the child's U.S. citizenship,
  - Evidence of the child's relationship to parents/guardian(s), **AND**
  - Parental identification.**IF ONLY ONE PARENT APPEARS YOU MUST ALSO SUBMIT ONE OF THE FOLLOWING:**
  - Second parent's notarized written statement consenting to passport issuance for the child,
  - Primary evidence of sole authority to apply, **OR**
  - A written statement (made under penalty of perjury) explaining the second parent's unavailability.
- **AS DIRECTED BY REGULATION 22 CFR 51.21 and 51.27:**  
Each minor child applying for a passport shall appear in person.

**WHAT TO SUBMIT WITH THIS FORM**

1. PROOF OF U.S. CITIZENSHIP
2. PROOF OF IDENTITY
3. TWO RECENT, COLOR PHOTOGRAPHS, **AND**
4. FEES (As explained on reverse of form)

**WHERE TO SUBMIT THIS FORM**

Please complete and submit this application in person to one of the following acceptance agents: a clerk of a Federal, State, or County Court of record or a judge or clerk of a probate court accepting applications; a designated municipal or county official; a designated postal employee at an authorized post office; or an agent at a Passport Agency in Boston, Chicago, Honolulu, Houston, Los Angeles, Miami, New Orleans, New York, Norwalk CT, Philadelphia, San Francisco, Seattle, or Washington DC; or a U.S. consular official at a U.S. embassy or consulate, if abroad. To find your nearest acceptance facility, visit our website or contact the National Passport Information Center.

**See Instruction Page 2 for detailed information on the completion and submission of this form.**

## 1. PROOF OF U.S. CITIZENSHIP

- a. APPLICANTS BORN IN THE UNITED STATES Submit a previous U.S. passport or **certified** birth certificate. A birth certificate must include your given name and surname, date, and place of birth, date the birth record was filed, and the seal or other certification of the official custodian of such records.
- (1) If the birth certificate was filed more than one year after the birth. It is acceptable if it is supported by evidence described in the next paragraph.
  - (2) If no birth record exists. Submit registrar's notice to that effect. Also submit an early baptismal or circumcision certificate, hospital birth record, early census, school, or family Bible records, newspapers or insurance files, or notarized affidavits of persons having knowledge of your birth (in addition to at least one record listed above). Evidence should include your given name and surname, date and place of birth, and the seal or other certification of the issuing office (if customary) and the signature of the issuing official.
- b. APPLICANTS BORN OUTSIDE THE UNITED STATES Submit a previous U.S. passport, Certificate of Naturalization, Certificate of Citizenship, Consular Report of Birth Abroad, or evidence described below.
- (1) If You Claim Citizenship Through Naturalization of Parent(s). Submit the Certificate(s) of Naturalization of your parent(s), your foreign birth certificate, **and** proof of your admission to the United States for permanent residence.
  - (2) If You Claim Citizenship Through Birth Abroad to One U.S. Citizen Parent. Submit a Consular Report of Birth (Form FS-240), Certification of Birth (Form DS-1350 or FS-545), or your foreign birth certificate, proof of citizenship of your parent, **and** an affidavit showing all of your U.S. citizen parent's periods and places of residence/physical presence in the United States and abroad before your birth.
  - (3) If You Claim Citizenship Through Birth Abroad to Two U.S. Citizen Parents. Submit a Consular Report of Birth (Form FS-240), Certification of Birth (Form DS-1350 or FS-545), **or** your foreign birth certificate, parent's marriage certificate, proof of citizenship of your parent(s), **and** an affidavit showing all of your U.S. citizen parent's periods and places of residence/physical presence in the United States and abroad before your birth.
  - (4) If You Claim Citizenship Through Adoption by a U.S. Citizen Parent(s). Submit evidence of your permanent residence status, full and final adoption, **and** your U.S. citizen parent(s) evidence of legal and physical custody. (Please note: Acquisition of U.S. citizenship for persons born abroad or adopted only applies if the applicant was born on or after 02/27/1983)
- c. ADDITIONAL EVIDENCE. When necessary, we may ask you to provide additional evidence to establish your claim to U.S. citizenship.

## 2. PROOF OF IDENTITY

You must establish your identity to the satisfaction of the acceptance agent.

You may submit items such as the following containing your signature AND physical description or photograph that is a good likeness of you: previous U.S. passport, Certificate of Naturalization, Certificate of Citizenship, driver's license (not temporary or learner's license), or government (Federal, State, municipal) employee identification card or pass. Temporary or altered documents are not acceptable. When necessary, we may ask you to provide additional evidence to establish your identity.

IF YOU CANNOT PROVIDE DOCUMENT EVIDENCE OF IDENTITY as stated above, you must appear with an IDENTIFYING WITNESS who is a U.S. citizen, non U.S. citizen national, or permanent resident alien who has known you for at least 2 years. Your witness must prove his or her identity and complete and sign an Affidavit of Identifying Witness (Form DS-71) before the acceptance agent. You must also submit some identification of your own.

## 3. TWO RECENT, COLOR PHOTOGRAPHS

Submit two color photographs of you alone, sufficiently recent to be a good likeness of you (normally taken within the last six months), and 2x2 inches in size. The image size measured from the bottom of your chin to the top of your head (including hair) should not be less than 1 inch and not more than 1 3/8 inches. The photographs must be color, clear, with full front view of your face, and printed on thin paper with plain light (white or off-white) background. They must be capable of withstanding a mounting temperature of 225°F (107 °C). Photographs must be taken in normal street attire, without a hat, head covering, or dark glasses unless a signed statement is submitted by the applicant verifying the item is worn daily for religious purposes or a signed doctor's statement is submitted verifying the item is used daily for medical purposes. Photographs retouched so that your appearance is changed are unacceptable. Snapshots, most vending machine prints, and magazine or full-length photographs are unacceptable. Digitized photos must meet the previously stated qualifications and will be accepted for use at the discretion of Passport Services. (Visit our website for details.)

## 4. FEES

- a. If you are 16 years of age or older. The passport processing fee is \$55, the application execution fee is \$30, and the security surcharge is \$12 therefore your **total cost for the passport will be \$97.** Your passport will be valid for 10 years from the date of issue except where limited by the Secretary of State to a shorter period. (See information below about the additional cost for expedited service.)
- b. If you are under 16 years of age. The passport processing fee is \$40, the application execution fee is \$30, and the security surcharge is \$12, therefore your **total cost for the passport will be \$82.** Your passport will be valid for 5 years from the date of issue except where limited by the Secretary of State to a shorter period. (See information below about the additional cost for expedited service.)

## 5. BY LAW, THE PASSPORT PROCESSING, EXECUTION, AND SECURITY FEES ARE NON-REFUNDABLE.

- a. The passport processing, execution, and security fees may be paid in one of the following forms: Checks (personal, certified, traveler's); major credit card (Visa, Master Card, American Express, and Discover); bank draft or cashier's check; money order (U.S. Postal, international, currency exchange), or if abroad, the foreign currency equivalent; or a check drawn on a U.S. bank. All fees should be payable to the "U.S. Department of State", or if abroad, the appropriate U.S. embassy or consulate. When applying at a designated acceptance facility, the \$30 execution fee should be made payable to the acceptance facility. **NOTE: Some designated acceptance facilities do not accept credit cards as a form of payment.**
- b. **For faster processing,** you may request expedited service. Expedited requests will be processed in three workdays from receipt at a passport agency. The additional fee for expedited service is \$60. Therefore, if you choose to request expedited service and you are 16 years of age or older the **total cost of your U.S. passport will be \$157** and if you are 15 years of age or younger the **total cost of your U.S. passport will be \$142.** Expedited service is available only in the United States.
- c. **If you desire SPECIAL POSTAGE SERVICE** (overnight mail, special delivery, etc.), include the appropriate postage fee with your payment.
- d. An additional \$60 fee will be charged when, upon your request, the U.S. Department of State verifies issuance of a previous U.S. passport or Consular Report of Birth Abroad because you are unable to submit evidence of U.S. citizenship.
- e. **For applicants with U.S. Government or military authorization for no-fee passports,** no fees are charged, except the execution fee when applying at a designated acceptance facility.
- f. If you choose to provide your e-mail address in Item #12 on this application, Passport Services will only use that information to contact you in the event there is a problem with your application or if you need to provide additional information to us.

## FEDERAL TAX LAW

Section 6039E of the Internal Revenue Code (26 U.S.C. 6039E) requires you to provide your Social Security Number (SSN), if you have one, when you apply for a U.S. passport or renewal of a U.S. passport. If you have not been issued a SSN, enter zeros in box #5 of this form. If you are residing abroad, you must also provide the name of the foreign country in which you are residing. The U.S. Department of State must provide your SSN and foreign residence information to the Department of Treasury. If you fail to provide the information, you are subject to a \$500 penalty enforced by the IRS. All questions on this matter should be directed to the nearest IRS office.

## NOTICE TO CUSTOMERS MAKING PAYMENT BY CHECK

If you send us a check, it will be converted into an electronic funds transfer (EFT). This means we will copy your check and use the account information on it to electronically debit your account for the amount of the check. The debit from your account will usually occur within 24 hours, and will be shown on your regular account statement.

You will not receive your original check back. We will destroy your original check, but we will keep the copy of it. If the EFT cannot be processed for technical reasons, you authorize us to process the copy in place of your original check. If the EFT cannot be completed because of insufficient funds, we may try to make the transfer up to two times and we will charge you a one-time fee of \$25, which we will also collect by EFT.

## PAYMENT OF FEES

31 U.S.C.7701 requires persons "doing business" with a federal agency to provide their Social Security Numbers to that agency. Because the U.S. Department of State collects fees for the provision of passport services to you, you are considered a person "doing business" with the Department. Passport service fees are established by law and regulation (see 22 U.S.C. 214, 22 CFR 22.1, and 22 CFR 51.61-66) and are collected at the time you apply for the passport service. If the Department fails to receive full payment of the applicable fees, because, for example, your check is returned for any reason or you dispute a passport fee charge to your credit card, the U.S. Department of State will take action to collect the delinquent fees from you under 22 CFR Part 34 and the Federal Claims Collection Standards (see 31 CFR Parts 900-904). In accordance with the Debt Collection Improvement Act (Pub.L. 104-134), if the fees remain unpaid after 180 days and no repayment arrangements have been made, the Department will refer the debt to the Department of Treasury for collection. Debt collection procedures used by Treasury may include referral of the debt to private collection agencies, reporting of the debt to credit bureaus, garnishment of private wages and administrative offset of the debt by reducing or withholding eligible Federal payments (e.g. tax refunds, social security payments, federal retirement, etc.) by the amount of your debt, including any interest penalties or other costs incurred.

In addition, non-payment of passport fees will result in the invalidation of your passport. An invalidated passport cannot be used for travel.

## OTHER USES OF SOCIAL SECURITY NUMBERS

In addition to reporting your Social Security Number to Treasury and using it in connection with debt collection, the Department checks Social Security Numbers against lists of persons ineligible or potentially ineligible to receive a U.S. passport.

## PAPERWORK REDUCTION STATEMENT

You are not required to provide the information requested on this form unless the form displays a currently valid OMB number. We try to create forms and instructions that can be easily understood. Often this is difficult to do because our citizenship laws are very complex. The estimated burden time for this information collection is 85 minutes, which includes the time required to search existing data sources, gather the necessary data, complete and review this form, and provide and submit the form and any additional information required. If you have comments concerning the accuracy of this time estimate or suggestions for making this form simpler, we would be happy to hear from you. You can write us at: U.S. Department of State (A/RPS/DIR), Washington, DC 20520.

## IMPORTANT NOTICE TO APPLICANTS WHO HAVE LOST OR HAD A PREVIOUS PASSPORT STOLEN

A United States citizen may not normally bear more than one valid or potentially valid U.S. passport at a time. It therefore is necessary to submit a statement with an application for a new U.S. passport when a previous valid or potentially valid U.S. passport cannot be presented with an application for a new passport. Your statement must detail why the previous U.S. passport cannot be presented.

The information you provide regarding your lost or stolen U.S. passport will be placed into our Consular Lost or Stolen Passport System. This system is designed to prevent the misuse of your lost or stolen U.S. passport. Anyone using the passport book reported as lost or stolen may be detained upon entry into the United States. Should you locate the U.S. passport reported lost or stolen at a later time, report it as found and submit it for cancellation. It has been invalidated. You may not use that passport for travel.

### PROTECT YOURSELF AGAINST IDENTITY THEFT - REPORT YOUR LOST OR STOLEN PASSPORT!

For more information or to report your lost or stolen passport by phone, call NPIC or visit our website at [www.travel.state.gov](http://www.travel.state.gov).

## ACTS OR CONDITIONS

(If any of the below-mentioned acts or conditions have been performed by or apply to the applicant, the portion which applies should be lined out, and a supplementary explanatory statement under oath (or affirmation) by the applicant should be attached and made a part of this application.) I have not, since acquiring United States citizenship, been naturalized as a citizen of a foreign state; taken an oath or made an affirmation or other formal declaration of allegiance to a foreign state; entered or served in the armed forces of a foreign state; accepted or performed the duties of any office, post, or employment under the government of a foreign state or political subdivision thereof; made a formal renunciation of nationality either in the United States, or before a diplomatic or consular officer of the United States in a foreign state; or been convicted by a court or court martial of competent jurisdiction of committing any act of treason against, or attempting by force to overthrow, or bearing arms against, the United States, or conspiring to overthrow, put down, or to destroy by force, the Government of the United States.

## PRIVACY ACT STATEMENT

**AUTHORITIES** Collection of the information solicited on this form is authorized by Titles 8, 22, and 26 of the United States Code, whether or not codified, including specifically 22 U.S.C. 211a et seq.; 26 U.S.C., 6039E, Section 236 of the Admiral James W. Nance and Meg Donovan Foreign Relations Authorization Act, Fiscal Years 2000 and 2001; Executive Order 11295 (August 5, 1966); and 22 CFR parts 50 and 51.

**PURPOSE** The primary purpose for soliciting the information is to establish citizenship, identity, and entitlement to issuance of a U.S. passport.

**ROUTINE USES** The information solicited on this form may be made available as a routine use to other government agencies to assist the U.S. Department of State in adjudicating passport applications and requests for related services, and for law enforcement and administration purposes. The information may be made available to foreign government agencies to fulfill passport control and immigration duties. The information may also be provided to foreign government agencies, international organizations and, in limited cases, private persons and organizations to investigate, prosecute, or otherwise address potential violations of law or to further the Secretary's responsibility for the protection of U.S. citizens and non-citizen nationals abroad. The information may be made available to private U.S. citizen 'wardens' designated by the U.S. embassies and consulates. For a more detailed listing of the routine uses to which this information may be put, see the Prefatory Statement of Routine Uses and the listing of routine users set forth in the system descriptions for Overseas Citizen Services Records (State-05) and Passport Records (State-26) published in the Federal Register.


**CONSEQUENCES OF FAILURE TO PROVIDE INFORMATION** With the exception of your Social Security Number (see Federal Tax Law statement on Instruction Page 3), you are not legally required to provide the information requested on this form. However, failure to do so may result in Passport Services' refusal to accept your application or result in the denial of a U.S. passport.

## ELECTRONIC PASSPORT STATEMENT

The U.S. Department of State will begin issuing a new type of passport containing an embedded electronic chip and called an "Electronic Passport". The new passport will continue to be proof of the bearer's United States citizenship and identity, and will look and function in the same way as a passport without a chip. The addition of an electronic chip in the back cover will enable the new passport to carry a duplicate electronic copy of all information from the data page. The new passport will be usable at all ports-of-entry, including those that do not yet have electronic chip readers.

Use of the electronic format will provide the traveler the additional security protections inherent in chip technology. Moreover, when used at ports-of-entry equipped with electronic chip readers, the new passport will provide for faster clearance through some of the port-of-entry processes.


Issuance of this new passport will be phased in during an 18-month period. It is expected that by mid-2006 nearly all U.S. passports will be issued in this new format. The new passport will not require special handling or treatment, but like previous versions should be protected from extreme bending and from immersion in water. The electronic chip must be read using specially formatted readers, and is not susceptible to unauthorized reading.

The cover of the new passport will be printed with a special symbol representing the embedded chip. The symbol  will appear in port-of-entry areas where the electronic passport can be read.

## NOTICE TO APPLICANTS FOR OFFICIAL, DIPLOMATIC, OR NO-FEE PASSPORTS

You may use this application if you meet all of the provisions listed on Instruction Page 2, however you must CONSULT YOUR SPONSORING AGENCY FOR INSTRUCTIONS ON PROPER ROUTING PROCEDURES BEFORE FORWARDING THIS APPLICATION. Your completed passport will be released to your sponsoring agency for forwarding to you.

**EMBASSY OF BANGLADESH**  
**3510 International Dr., NW, Washington DC 20008**  
**Bangladesh Visa Application Form**

PLEASE TYPE OR PRINT YOUR ANSWERS IN THE SPACE PROVIDED BELOW EACH ITEM					
01. FULL NAME (First/Middle/Family Name) <u>Sam Uel Sample</u>		Staple 3 x copies photo (37 mm x 37 mm)			
02. PLACE OF BIRTH (City/State/Country) <u>Hill City, Iowa</u>				03. DATE OF BIRTH (dd / mm / yyyy) <u>08 / 28 / 1978</u>	
04. NATIONALITY <u>USA</u>				05. SEX <input type="radio"/> Male <input checked="" type="radio"/> Female	
07. PROFESSION <u>Teaching</u>				06. MARITAL STATUS <input checked="" type="radio"/> Married <input type="radio"/> Unmarried <input type="radio"/> Divorced <input type="radio"/> Widowed	
09. PASSPORT NUMBER <u>[REDACTED]</u>				08. TYPE OF VISA: <u>Tourist</u>	
10. PLACE OF ISSUE <u>National Passport Center</u>		11. DATE OF EXPIRY <u>02 / 27 / 2012</u>			
12. SPOUSE'S NAME: <u>Dan Iel Sample</u>		NATIONALITY: <u>USA</u>			
13. FATHER'S NAME: <u>Chester Fred Anderson</u>		NATIONALITY: <u>USA</u>			
14. MOTHER'S NAME: <u>Louisa May Brown Anderson</u>		NATIONALITY: <u>USA</u>			
15. HOME ADDRESS <u>6016 Hilltop Road - New Hampton, Iowa 50659</u>					
16. TELEPHONE: <u>555-555-5555</u>		17. FAX: 18. E-Mail:			
19. BUSINESS/WORK ADDRESS <u>444 Dryer Road, New Hampton, IA 50659</u>					
20. TELEPHONE: <u>641.394.5555</u>		21. FAX 22. E-Mail <u>ssample@gmail.com</u>			
23. NAME OF EMPLOYER <u>Lou Na Tic Tutors</u>					
24. TELEPHONE: <u>641.555.5555</u>		25. FAX: 26. E-Mail <u>ltic@yahoo.com</u>			
27. PURPOSE OF VISIT (Tick appropriate box)					
<input checked="" type="checkbox"/> Tourism (incl. tablig/visiting relatives, etc.) <input type="checkbox"/> Business/Investment <input type="checkbox"/> Seminar/Conference/Govt. Delegation <input type="checkbox"/> Cultural/Scientific Program <input type="checkbox"/> Missionary <input type="checkbox"/> NGO Works <input type="checkbox"/> Official <input type="checkbox"/> Expert(s)/Worker(s)/Teacher(s)/Representative(s) in industrial/Education/TrainingOrg./Sports/Artistic activities, etc. <input type="checkbox"/> Govt. contractual employment <input type="checkbox"/> Study / Research <input type="checkbox"/> Employment in UN/International Organizations <input type="checkbox"/> Journalist / Media (Print & Electronic) <input type="checkbox"/> Others (Specify)					
28. NAME AND ADDRESS OF PERSON (S), INSTITUTION OR COMPANY WHERE YOU CAN BE CONTACTED <u>University of Dhaka</u>					
29. ADDRESS WHILE IN BANGLADESH <u>Dhaka 1000, Bangladesh</u>		30. TELEPHONE <u>880-2-9674937</u>			
31. PLACE AND PROBABLE DATE OF ARRIVAL <u>Dhaka, Bangladesh 7/9/07</u>		32. INTENDED DURATION OF STAY <u>7/9/07 through 8/6/07</u>			
33. HAVE YOU EVER BEEN TO BANGLADESH <input type="radio"/> Yes <input checked="" type="radio"/> No		34. IF YES, DATE AND LENGTH OF LAST VISIT			
35. NAME AND ADDRESS OF PERSON (S) TRAVELLING WITH YOU					
<u>See attached list.</u>					
36. DECLARATION					
I declare that the above information is true and accurate					
NAME <u>Sam Uel Sample</u>		DATE <u>4 / 12 / 2007</u> SIGNATURE: 			
Please ensure that you have answered items 1 through 35 and signed the Declaration. Incomplete forms will be returned					



## Bangladesh Visa Application Form

PLEASE TYPE OR PRINT YOUR ANSWERS IN THE SPACE PROVIDED BELOW EACH ITEM			
01. FULL NAME (First/Middle/Family Name)			Staple 3 x copies photo ( 37 mm x 37 mm )
02. PLACE OF BIRTH (City/State/Country)		03. DATE OF BIRTH (dd / mm / yyyy) ____ / ____ / ____	
04. NATIONALITY	05. SEX <input type="checkbox"/> Male <input type="checkbox"/> Female	06. MARITAL STATUS <input type="checkbox"/> Married <input type="checkbox"/> Unmarried <input type="checkbox"/> Divorced <input type="checkbox"/> Widowed	
07. PROFESSION		08. TYPE OF VISA:	
09. PASSPORT NUMBER	10. PLACE OF ISSUE	11. DATE OF EXPIRTY ____ / ____ / 20__	
12. SPOUSE'S NAME :		NATIONALITY:	
13. FATHER'S NAME :		NATIONALITY:	
14. MOTHER'S NAME:		NATIONALITY:	
15. HOME ADDRESS			
16. TELEPHONE:	17. FAX:	18. E-Mail:	
19. BUSINESS/WORK ADDRESS			
20. TELEPHONE:	21. FAX	22. E-Mail	
23. NAME OF EMPLOYER			
24. TELEPHONE:	25. FAX:	26: E-Mail	
27. PURPOSE OF VISIT (Tick appropriate box)			
<input type="checkbox"/> Tourism (incl. tablig/visiting relatives, etc.) <input type="checkbox"/> Business/Investment <input type="checkbox"/> Seminar/Conference/Govt. Delegation <input type="checkbox"/> Cultural/Scientific Programme <input type="checkbox"/> Missionary <input type="checkbox"/> NGO Works <input type="checkbox"/> Official <input type="checkbox"/> Expert(s)/Worker(s)/Teacher(s)/Representative(s)in industrial/Education/Training Org./Sports/Artistic activities, etc. <input type="checkbox"/> Govt. contractual employment <input type="checkbox"/> Study / Research <input type="checkbox"/> Employment in UN/International Organisations <input type="checkbox"/> Journalist / Media (Print & Electronic) <input type="checkbox"/> Others (Specify)			
28. NAME AND ADDRESS OF PERSON (S), INSTITUTION OR COMPANY WHERE YOU CAN BE CONTACTED			
29. ADDRESS WHILE IN BANGLADESH			30. TELEPHONE
31. PLACE AND PROBABLE DATE OF ARRIVAL		32. INTENDED DURATION OF STAY	
33. HAVE YOU EVER BEEN TO BANGLADESH <input type="checkbox"/> Yes <input type="checkbox"/> No		34. IF YES, DATE AND LENGTH OF LAST VISIT	
35. NAME AND ADDRESS OF PERSON (S) TRAVELLING WITH YOU			
36. DECLARATION I declare that the above information is true and accurate (dd /mm /yyyy) NAME _____ DATE ____ / ____ / ____ SIGNATURE _____			
Please ensure that you have answered items 1 through 35 and signed the Declaration. Incomplete forms will be returned			

**FOR OFICIAL USE ONLY (Do not write in this space)**

Date \_\_\_\_/\_\_\_\_/\_\_\_\_

Visa No. \_\_\_\_\_ Classification \_\_\_\_\_

Type: Single / Multiple / Transit

Date of Issue \_\_\_\_\_ Validity \_\_\_\_\_

Authorised Duration \_\_\_\_\_

Refused on \_\_\_\_\_ Reviewed by \_\_\_\_\_

Comments:

( Name and Designation of the Issuing Authority with seal )

## VISA INSTRUCTIONS

1. Any misrepresentation of facts may lead to cancellation of visa at any time.

Please send the followings:

2. Fees \$ 100.00 (Money Order/Bank Draft) for US citizens. Citizens of other countries please check with our website [www.bangladdoot.org](http://www.bangladdoot.org) or call (202) 244-0183.
3. Fill in the prescribed application form completely in duplicate.
4. Attach 3 (37mm X 37mm) photographs in the place marked in the form.
5. Passport.
6. Self-addressed envelope with appropriate postage stamp and certification must be enclosed for passport to be returned/received by mail.

And one of the followings depending upon the purpose of visit:

7. Tourists should attach travel itinerary brief tour plan.
8. Employees working in NGO must provide the appointment letter of the NGO concerned and the NGO Affairs Bureau in Dhaka must attest that. Other work visas require appointment letter.
9. Missionaries must provide appointment letter by the church, which should contain "No Objection" by the concerned ministry.
10. Application for shooting in Bangladesh to produce TV/Video Film/Documentary by Foreign network/organization must be filed in Form FF-1 & FF-2 and regular visa application form.
11. Official and Business visa requires letter of justification/financial guarantee from the employer.
12. Students require financial guarantee certificate and letter from the Educational Institution, which should be attested by the Ministry of Education.

## GENERAL INFORMATION

1. All nationals need valid passports to visit Bangladesh. Passports are not required for holders of certificate, laissez-passer issued by the UN and its affiliated bodies, continuous discharge Certificate/Nullies/Seaman book (traveling on duty).
2. Visas can be extended after arrival in Bangladesh.
3. Applications are received from 0900 - 1200 hours and the passports are delivered the next day from 1500-1700 hours. (Provided that the papers are OK and necessary clearances are obtained.)
4. Rules may be changed from time to time.

## HOSPITALITY BOOTH:

A hospitality booth is available at the Zia International Airport, Dhaka, Bangladesh to extend assistance to investors and importers visiting Bangladesh. Tourists (except Bangladeshi Americans) will have to take visa in advance from the Embassy/Consulate. Supporting documents from concerned authorities (Board of Investment, BEPZA, BGMEA, FBCCI etc.) will be required. Please confirm other requirements from the Embassy. The desk is located within the main terminal building close to the Immigration Desk and the Customs Enclosure. The Booth is open round the clock.

# PASSPORT

*United States  
of America*

EMBASSY OF THE  
PEOPLES  
REPUBLIC OF  
BANGLADESH  
WASHINGTON, DC

Number of Visa

---

Type of Visa

---

Date of Issue

---

Date of Expiry

---

Number of journey  
permitted

---

	Authorized duration of each stay
	Provided the passport remains valid.  Visa Officer

*The Secretary of State of the United States of America hereby requests all whom it may concern to permit the citizen national of the United States named herein to pass without delay or hindrance and all in case of need to give all lawful aid and protection.*

*Le Secretaire d'Etat des Etats-Unis d'Ameriue prie par les presentes toutes autorites competentes de laisser passer le citoyen ou ressortissant des Etats-Unis titulaire du present passeport, sans delai ni difficulte et, en cas de besoin, de lui accorder toute aide et protection legitimes.*

*El Secretario de Estado de los Estados Unidos de America por el presente solicita a las autoridades competentes permitir el paso del ciudadano o nacional de los Estados Unidos aqui nombrado, sin demora ni dificultades, y en caso de necesidad, prestarle toda la ayuda y proteccion licitas.*

*SIGNATURE OF BEARER/SIGNATURE DU TITULAIRE/FIRMA DEL TITULAR*

*NOT VALID UNTIL SIGNED*

**VISA**

