

2007

2007 Panther Football Media Guide

University of Northern Iowa

Let us know how access to this document benefits you

Copyright ©2007 Athletics, University of Northern Iowa

Follow this and additional works at: <https://scholarworks.uni.edu/amg>



Part of the [Higher Education Commons](#)

Recommended Citation

University of Northern Iowa, "2007 Panther Football Media Guide" (2007). *Athletics Media Guides*. 260.
<https://scholarworks.uni.edu/amg/260>

This Book is brought to you for free and open access by the Athletics at UNI ScholarWorks. It has been accepted for inclusion in Athletics Media Guides by an authorized administrator of UNI ScholarWorks. For more information, please contact scholarworks@uni.edu.

Offensive Materials Statement: Materials located in UNI ScholarWorks come from a broad range of sources and time periods. Some of these materials may contain offensive stereotypes, ideas, visuals, or language.

CATCH A RISING STAR



THE POWER OF PURPLE

unipanthers.com



CONFERENCE

2006 REVIEW

2006 Season Review
2006 UNI Statistics
2006 Gateway Conference Statistics

Aug 26	Drake	6:30 p.m.	8 p.m.	Big Ten
Sept 15	Murray State	6:30 p.m.		
	at Eastern Illinois	6 p.m.		
	at Missouri	1 p.m.		
	(Fourth Day) Eastern Illinois	6 p.m.		
	at St. Missouri State	6 p.m.-ET		
	at Kansas State	6 p.m.		
	Central Arkansas	6 p.m.		
	at Iowa State	1 p.m.		
	Northern Iowa	1:30 p.m.		

The NCAA Football Championship Subdivision (FCS) now will be used to describe schools that participate in the NCAA championship postseason structure (one of 88 NCAA national championships that formerly was described as the I-AA football championship).

CONSIDER THESE FACTS:

- UNI played in the 2005 FCS National Championship game.
- The two highest Gateway Conference NFL picks played at UNI.
- UNI had 10 active players in the NFL heading into the 2007 season.
- Quarterback Kurt Warner earned NFL MVP honors in 1999 and 2001 and played in the XXXIV Super Bowl versus Tennessee, when he was named the game's MVP. He also has played in three Pro Bowls.
- Linebacker Bryce Paup spent 10 years in the NFL, earning all-Pro honors four times. He was the 1995 NFL Defensive Player of the Year while playing with Buffalo.
- Wide receiver Mike Furrey (Detroit Lions) led the NFC in receptions (98) in the 2006 season.
- Dedric Ward eclipsed the 1,000-yard barrier for receiving yards for the third consecutive year in 1996, the first Gateway player to do so.
- UNI defensive back Ty Talton is the only Gateway player to win first team all-conference honors all four years.
- UNI placekicker Brian Mitchell holds the FCS (Football Championship Subdivision - formerly I-AA) record for consecutive field goals made in a season, connecting on 21 in a row in 1990.
- UNI had 12 players either selected to the first team or honorable mention Gateway All-Decade Team in 1994.




Linebacker Bryce Paup played professionally 10 years, earning all-Pro honors four times. He was named the NFL Defensive Player of the Year in 1995.

- UNI had 1996, 1999, 2000 & 2003 Walter Payton Award finalists.
- UNI had 1999 & 2001 Buck Buchanan Award finalists.
- UNI has several NCAA career leaders – in passing yards per attempt, highest average gain per reception, most TDs scored on punt returns, TDs scored on kick returns, highest percentage of PATs made and consecutive PATs made, and consecutive field goals made.
- UNI has a 154-40-1 (.792) overall mark at home in the Dome.
- UNI has the best home field winning percentage in the Gateway at 56-13 (.812).
- UNI attained the league's first No. 1 national ranking in 1992, a spot held for five weeks.
- UNI has the league-record 96 consecutive poll appearances from 1990-97. Since joining the Gateway, UNI has been ranked 219 weeks total, by far the conference's best.
- UNI boasts five Gateway Offensive Players of the Year, six Defensive Players of the Year, two Freshmen of the Year, two Newcomers of the Year and eight Coaches of the Year.
- UNI has had 54 Associated Press all-Americans since 1985.
- UNI has a 87-45-1 non-league record since 1985.
- The Panthers have won 24 Gateway games when both teams have been ranked in the top 25.
- Since 1974, UNI has had 69 academic all-conference members.



Wide receiver Mike Furrey led the NFC in receptions (98) during the 2006 season for the Detroit Lions.

- A Gateway Conference member has reached the FCS playoff semifinals in eight of the past 11 years and 12 times overall. UNI has six of those appearances and has 12 playoff appearances overall.
- Gateway teams have posted 25 wins against Football Bowl Subdivision (FBS – formerly I-A) teams – UNI has won eight of those games, most notably five against Big Eight Conference foes. UNI is 8-15 against FBS teams since 1985.
- UNI is 104-38 (.732) against Gateway Conference opponents, leading the league in wins.
- UNI has won or shared 12 conference titles in 22 seasons.
- The Panthers had four players honored by the Gateway Conference for academics in 2006.



Quarterback Kurt Warner was the NFL MVP in both 1999 and 2001.

TABLE OF CONTENTS

THE UNIVERSITY

Administration.....	4
Director of Athletics.....	5
Athletic Dept. Staff.....	6
Panther Head Coaches.....	7
Traditions.....	8
Academics.....	9
Strength & Conditioning.....	10
Sports Medicine.....	11
Facilities.....	12-13
UNI-Dome.....	14

2007 OUTLOOK

Quick Look.....	16
Preseason Depth Chart.....	17
Alphabetical/Numerical Roster.....	18-19
2007 Preview.....	20-22

THE COACHING STAFF

Mark Farley.....	24-27
Assistants.....	28-35
Behind the Scenes.....	36

THE PLAYERS

Profiles.....	38-61
2007 Recruits.....	61-63

2007 OPPONENTS

Gateway Football Conference.....	64
2007 Gateway Football Conference Schedule.....	65
Opponents.....	66-71
Homecoming Results.....	69
All-Time Opponent Records.....	72

2006 SEASON REVIEW

2006 Season Review.....	74-75
2006 Statistics.....	76-82
2006 Gateway Conference Statistics.....	83-86
2006 Gateway Conference Honors.....	87
2006 Game-By-Game.....	88-93
Black Shirts.....	94

UNI FOOTBALL RECORD BOOK

Individual Records.....	96-97
Individual Career Records.....	98-99
Team Records.....	100
Team Season Records.....	101
Annual Leaders.....	102-108
Misc. Records.....	109
Annual Team Yardage.....	110
FCS Playoff/Championship History.....	111
All-Time Gateway Football Conf. Standings.....	112
UNI Postseason Records.....	113
National Stat Leaders.....	114-115
Honor Roll.....	116-117
All-Time All-Conference.....	118-119
Captains.....	120
All-Americans.....	121
Panthers in the Pros.....	122-123
Postseason Appearances.....	124-129
FCS National Polls.....	130-131
All-Time Lettermen.....	132-134
All-Time Coaches.....	135
Year-By-Year Results.....	137-142

THE PROGRAM

Kickoff Kids.....	144
Don Erusha Football Lockerroom.....	145
Panther Football Camps.....	146
FCS Explanation.....	147
Media Information.....	148
Covering the Panthers.....	149
Panthers in the NFL.....	150

GENERAL INFORMATION

Location	Cedar Falls, Iowa	50614
Founded		1876
Enrollment		12,260
Nickname		Panthers
Colors	Purple and Old Gold (Purple 2617/Gold 7406 (uncoated), 124 (coated), 123 (four-color build)	
Stadium		UNI-Dome
Capacity		16,324
Surface		Artificial
UNI-Dome Record		154-40-1
Press Box Phone		319-273-6311
NCAA Affiliation	NCAA Football Championship Subdivision (FCS)	
Conference	Gateway Football (23rd season)	
All-Time Gateway Conference Record		101-36, .737 (since 1985)
Conference Titles	12 (1985-1987-1990*-1991-1992-1993-1994-1995*-1996-2001-2003*-2005*/*shared title)	

DEPARTMENTAL PERSONNEL

President	Dr. Benjamin Allen
NCAA Faculty Representative	Dr. Anne Woodrick
Director of Athletics	Rick Hartzell
Senior Woman Administrator	Bobbi Petersen
Senior Associate A.D.	Justin Sell
Senior Associate A.D./Development and Administration	Steve Gearhart
Associate A.D./External	Leon Costello
Assistant A.D./Marketing and Promotions	Nate Clayberg
Assistant A.D./Facilities & Operations	Heather Costello
Assistant A.D./Business	Greg Davies
Assistant A.D./Media Relations	Josh Lehman
Assistant A.D./Compliance	Steve Schofield
Director of Panther Scholarship Club	Kelly Destival
Facilities Coordinator	Dave Kohrs
Head Athletic Trainer	Donald Bishop
Strength & Conditioning Coach	Jed Smith
Equipment Manager	Steve Nurse

FOOTBALL STAFF

Head Football Coach	Mark Farley (UNI '87)
UNI Record	51-24 (6 years)
Overall Record	51-24 (6 years)
Office Phone.....	319-273-5674
Office Fax.....	319-273-2357
Email Address.....	mark.farley@uni.edu
Football Mailing Address	UNI-Dome NE Upper, Cedar Falls, IA 50614-0311
Assistant Coaches	
Bill Salmon (UNI '80), Assoc. Head Coach/Offensive Coordinator/WRs	
Rick Nelson (UNI '84), Offensive Line/Recruiting Coordinator	
Mario Verduzco (San Jose State '88), Quarterbacks/Co-offensive Coordinator	
Atif Austin (Iowa State '03), Running Backs	
Erik Chinander (Iowa '03), Tight Ends	
Scott Frost (Nebraska '97), Linebackers	
Chris Klieman (UNI '90), Defensive Backs	
Jerry Montgomery (Iowa '01), Defensive Line	

FOOTBALL QUICK FACTS

2006 Season Record	7-4 Overall
	5-2 Gateway Football Conference (T2nd)
All-Time Record	572-367-47 (Since 1895)
NCAA FCS Playoff Appearances	12 (1985-1987-1990-1991-1992-1993-1994-1995-1996-2001-2003-2005)
NCAA FCS Semifinal Appearances	6 (1985-1987-1992-1996-2001-2005)
NCAA FCS National Championship Appearances	1 (2005)
Basic Offense/Defense	Multiple/4-3
Letterwinners Returning/Lost	37/21
Starters Returning/Lost	17/7

Credits: The 2007 UNI Football Media Guide is a production of the UNI Athletics Media Relations Office. Written and edited by Colin McDonough, Associate Media Relations Director. Design by Joshua Schneiderman, UNI Office of Marketing and Public Relations. Photography by UNI Office of Marketing and Public Relations. Thanks to the various media relations departments of the NFL teams for providing the action photos of the Panthers in the Pros. Printed by Union-Hoermann of Dubuque, Iowa.

Front Cover: Johnny Gray

Back Cover: Clockwise from left: Coach Mark Farley, Chris Parsons, Barret Anderson and Eric Hoffman

Inside Back Cover: Clockwise from left: Araf Evans, Jordan Lacy, Brannon Carter, Brandon Keith, Chad Rinehart and Darian Williams



President Allen/UNI Administration	4
Director of Athletics Rick Hartzell	5
Athletic Department Staff	6
Panther Head Coaches	7
Traditions	8
Academics	9
Strength & Conditioning	10
Sports Medicine	11
Facilities	12-13
UNI-Dome	14

THE UNIVERSITY



BENJAMIN ALLEN
University President

Benjamin J. Allen was named the ninth president of the University of Northern Iowa on April 28, 2006. President Allen assumed the duties of president at UNI on June 5, 2006.

Most recently, Dr. Allen was the Vice President for Academic Affairs and Provost at Iowa State University and was responsible to the President for all aspects of the academic programs of Iowa State

Before joining the faculty at Iowa State University in 1979, Dr. Allen taught at Washington State University and was a Brookings Economics Policy Fellow in the Office of Transportation Regulatory Policy, U.S. Department of Transportation.

He served as chairman of the Department of Transportation and Logistics at Iowa State from 1984 to 1988. In 1988 Dr. Allen was named the first University Distinguished Professor in Business at Iowa State University.

From 1988 to 1990 he served as Director of the Midwest Transportation Center, a research consortium consisting of Iowa State University and The University of Iowa.

He was the Visiting McKinley Professor of Economics and Public Utilities at the University of Illinois during the 1986-87 academic year and also held the Oren Harris Chair in Transportation at the University of Arkansas during the 1990-91 academic year.



Ben and Pat Allen

Dr. Allen has also been a consultant for various private corporations and public agencies throughout his career. He served as Dean of the Iowa State University College of Business 1994-2000. During 2001-2002 he served as Interim Vice President for External Affairs.

He earned his bachelor degree in business economics from Indiana University, and both his master's and doctorate in economics from the University of Illinois.

THE CABINET



Bill Calhoun
Vice President
Advancement



Patricia Geadelmann
Special Assistant to
the President/ Board &
Government Relations



John Goosen
Assistant Vice President
University Marketing &
Public Relations



Jan Hanish
Interim Vice President
Educational & Student
Services



Jim Lubker
Interim Provost & Vice
President Academic
Affairs



Tom Schellhardt
Vice President
Administration & Finance



BOARD OF REGENTS STATE OF IOWA

Michael G. Gartner
President

Bonnie J. Campbell

Ruth R. Harkin

David W. Miles
President Pro Tem

Jenny L. Connolly

Craig A. Lang

Robert N. Downer

Rose A. Vasquez

Jack B. Evans



RICK HARTZELL
Director of Athletics

Now entering his ninth year as Director of Athletics at the University of Northern Iowa, Rick Hartzell has overseen unparalleled success and growth for the Panthers athletics program. He was named the university's fourth full-time director of athletics since joining the Division I ranks on August 9, 1999.

Take some time to talk to Hartzell, and his passion for UNI athletics – and college athletics in general – comes across loud and clear. His love for the Panthers should be no surprise, as he was a UNI student-athlete

during the mid-70s, and was able to come back home in 1999 to lead his alma mater's athletic program into the 21st century. He also believes strongly in the "student" part of the term student-athlete, and understands the importance of shaping well-rounded individuals for a life after competitive athletics are over.

His dedication to the UNI athletics was rewarded this past June as he was named one of 29 winners of the AstroTurf AD of the Year by the National Association of Collegiate Directors of Athletics (NACDA). Hartzell was honored by being the Football Championship Subdivision (FCS) recipient for the central region.

This past year, UNI teams claimed four conference or regional championships. The Panthers posted a third place finish in this year's Missouri Valley Conference all-sports standings – their second highest finish. UNI's men's track and field finished ninth at the NCAA Indoor Track and Field championships this past March, its highest finish ever. The Panther volleyball team advanced to the second round of the 2006 NCAA tournament, while wrestling won its 22nd straight West Regional title and advanced six wrestlers to the NCAA championships. In addition, UNI's 431 student-athletes shined in the classroom, holding a combined spring cumulative grade point average of 3.00.

The list of individual and team athletic successes since Hartzell took over at UNI is long and distinguished. The football team has claimed three conference titles the past five seasons, and advanced to the NCAA FCS championship game in 2005. The men's basketball team won its first-ever Missouri Valley Conference championship in 2004, and made three straight NCAA tournament appearances – including at-large bids in both 2005 and 2006. UNI volleyball has won seven of the past nine conference championships, and made three appearances in the NCAA tournament's Sweet 16 during that span. Panther wrestling crowned its first Division I national champion in 2000, and has placed as high as 11th in the national tournament. Track and field and cross country have claimed numerous conference titles, including the last eight indoor men's crowns, and baseball made its first-ever NCAA tournament appearance in 2001, winning the rugged MVC crown. In fact, no less than 10 sports have seen teams or individuals in postseason action since Hartzell came back to the Cedar Valley.

The success on the field has been a direct result of Hartzell's hiring of quality head coaches during his tenure, many with Iowa and UNI ties. Mark Farley (football), Bobbi Petersen (volleyball), Greg McDermott and Ben Jacobson (men's basketball), Brad Penrith (wrestling), Rick Heller (baseball), Sachin Kirtane (women's tennis) and Tanya Warren (women's basketball) are among the coaches that Hartzell has brought to UNI, with most garnering conference or regional championships and NCAA postseason appearances.

Off the field, UNI student-athletes have shined academically as well. UNI's overall student-athlete graduation rate is among the leaders in the Missouri Valley Conference and Gateway Football Conference. UNI's overall student-athlete cumulative grade point average has risen dramatically, to an impressive 3.0 after the spring 2007 semester for more

than 400 student-athletes. The Panthers had numerous student-athletes that earned academic all-conference honors in 2006-07.

UNI's overall athletic success has been a constant under Hartzell. The Panthers have ranked in the top 100 of the U.S. Sports Academy Director's Cup standings six of the past eight seasons, including twice in the top 70. UNI is consistently among the top schools nationally in the all-sports rankings among those that sponsor FCS football.

Hartzell has been a key figure involved in several facility upgrades, including the development of the McLeod Center, which will open in November 2006. The McLeod Center houses the men's and women's basketball programs, and volleyball and wrestling teams. Another new aspect added to the McLeod Center is a panther statue that will be located west of the Eldon Miller Plaza.

In addition, Hartzell has overseen the effort to turn the UNI-Dome and future McLeod Center into an economic development site for the Cedar Valley, by garnering concerts and other special events to campus. Other key fund-raising initiatives include the construction of a new football locker room, weight room and enhancements to the outdoor track. The Human Performance Center located to the north of the UNI-Dome will be completed this fall, which will include the new football locker room. The strength and conditioning center will be expanded as well.

Another key effort spearheaded by Hartzell was UNI's radio and television agreements. Panther football and men's basketball have local television contracts for TV with KFXX (Fox 28), and for radio with KXEL (1540 AM), each of which was renewed for multiple years in 2004. UNI women's basketball and volleyball is currently carried by KWLO (1330 AM) radio, and is one of the only schools in the Midwest to have a regular-season home for volleyball.

Hartzell has helped guide the university through the NCAA's certification process, and overseen the addition of women's soccer to varsity status. He was a key player in the recent cooperative merger with UNI's Health, Physical Education and Leisure Services (HPELS) department, bringing the athletic training and strength and conditioning programs under one umbrella with the university.

A past president of the Gateway Football Conference athletic directors, he is currently vice-president of the Missouri Valley Conference administrators. He also serves as chair of the MVC sportsmanship committee, as well as serving as a member of the officiating committee and the centennial celebration committee. He recently received the All-American Football Foundation's General Robert Neyland Outstanding Athletic Director Award.

In addition, Hartzell is a highly-respected NCAA Division I men's basketball official, having worked games for the ACC, Big Ten and Conference USA among other conferences, and officiated numerous NCAA tournament games. This past winter, Hartzell was named to the NCAA Division I Men's Basketball Rules Committee and will serve a four-year term.

Prior to being named at UNI, Hartzell had served as director of athletics at Bucknell since 1988, directing a Division I program with FCS football consisting of 28 sports. Prior to his appointment at Bucknell, he was Director of Athletics and Chairman of Physical Education and Recreation at the University of Maryland-Baltimore County from 1985-88, directing a 19-sport program which moved from Division II to Division I during his tenure.

Hartzell played football and baseball for the Panthers. He received his bachelor's degree in physical education and English from UNI in 1974, and his master's in educational administration in 1977. A native of Klemme, Iowa, he was a five-sport letterman at Klemme High School.

Hartzell's personal interests include reading, fitness, auto racing and spending time with family and friends. He has three children, Nate, who works for Young Plumbing and Heating in Waterloo; Amanda Hartzell Barkhurst, who owns and operates Centennial Stables in Waverly; and Jackson, who was born Jan. 16, 2007. Hartzell and his wife, the former Jill George, a Doctor of Chiropractic and owner of Hartzell Family Chiropractic in Waterloo, reside in rural Cedar Falls.



Rick, Jill and Jackson Hartzell

ATHLETIC DEPARTMENT STAFF



Justin Sell
Senior Associate
Athletics Director



Steve Gearhart
Senior Assoc. Athletics
Dir. for Development
and Administration



Leon Costello
Associate Athletics
Director/External



Nate Clayberg
Assistant Athletics
Director for Marketing
and Promotions



Heather Costello
Assistant Athletics
Director for Facilities
and Operations



Greg Davies
Assistant Athletics
Director for Business



Josh Lehman
Assistant Athletics
Director for Media
Relations



Steve Schofield
Assistant Athletics
Director for Compliance



Trent Ames
Athletic Facilities and
Operations Coordinator



Dennis Anderson
Assistant Equipment
Manager



Don Bishop
Director of Athletic
Training Services



Sheri Bishop
Athletics Director
Administrative
Assistant



Megan Brady
Assistant Athletic
Trainer




Ryan Callahan
Assistant Athletic
Trainer



Kelly Destival
Director of Panther
Scholarship Club



Tony DiCecco
Assistant to the Athletic
Director



Jennifer Dompier
Assistant Athletic
Trainer



Rebecca Goebel
Assistant Athletic
Trainer



Jersey Jermier
Special Assistant to the
Athletic Director



Kevin Launderville
Concessions/Catering
Manager



Jimmy Kehl
Assistant Concessions
Manager



Brent Knutson
Facilities and Camps
Coordinator



Dave Kohrs
Athletic Facilities
Coordinator



Colin McDonough
Associate Director of
Media Relations



Kara Moran
Assistant Director of
Media Relations



Mindy Noble
Administrative
Assistant



Steve Nurse
Equipment Manager



Jennie Sell
Academic Adviser



Jed Smith
Strength and
Conditioning Coach



Erin Strellner
Marketing and Special
Event Coordinator



Megan Witt
Assistant Director of
Panther Scholarship
Club



Anne Woodrick
NCAA Faculty Athletic
Representative



Rick Heller
Baseball



Ben Jacobson
Men's Basketball



Tanya Warren
Women's Basketball



Mark Farley
Football



John Bermel
Men's and Women's Golf



Kathy Kakoyianni-Bering
Women's Soccer



Ryan Jacobs
Softball



Stacey Simmer
Women's Swimming
and Diving



Sachin Kirtane
Tennis



Chris Bucknam
Men's and Women's
Track and Field



Bobbi Petersen
Women's Volleyball



Brad Penrith
Wrestling

THIS IS UNI

Building on a strong tradition of teacher education, the University of Northern Iowa has evolved into one of the finest comprehensive public universities in the country. UNI emphasizes excellence in undergraduate education and offers selected graduate programs at the master's, specialist's and doctoral levels.

UNI's heritage and philosophy place great value on providing a student-centered educational experience. The university offers a learning environment that is small enough to provide students with individualized attention, yet large enough to provide a variety of resources, including distinguished faculty. UNI's special combination of challenge and support is indeed a key ingredient of a "Students First" education.

Today, UNI offers more than 120 undergraduate majors. Outstanding academic programs, many of which are nationally-recognized for their excellence, have been established in the colleges of Business Administration, Education, Humanities and Fine Arts, Natural Sciences, and Social and Behavioral Sciences. In addition, UNI participates in the bachelor of liberal studies program offered by Iowa's Regent Universities and provides classes in centers around the state through the division of Continuing Education and Special Programs.

Recognized as the premier public undergraduate university in the state, UNI is experiencing an increasing demand for its high-quality programs. Enrollment at UNI was 12,260 students in the fall of 2006. Students come from every county in Iowa, and about 94 percent of UNI's undergraduate students are residents of Iowa upon enrollment.

The University of Northern Iowa was founded in 1876 as the Iowa State Normal School. It became Iowa State Teachers College in 1909. In 1961, the name was changed to State College of Iowa, and in 1967, the Iowa Legislature changed the status of the institution to that of a university under its present title.

FACTS & HIGHLIGHTS

- U.S. News and World Report ranks UNI in the top two among public comprehensive universities in the Midwest.
- Kiplinger Personal Finance magazine places us in the top 50 in the nation for best value in public colleges.
- The Education Trust (www.edtrust.org) named UNI first among peer institutions nationally for overall high performance in graduation rates.
- UNI prides itself on smaller class sizes that enhance faculty-student interaction and personalized instruction. Thirty-two percent of classes have fewer than 20 students, and 83 percent have fewer than 40 students.
- UNI students are actively involved with more than 200 student organizations, including special interest clubs, sororities and fraternities, religious groups and academic groups.
- UNI is the alma mater of NFL and Super Bowl MVP Kurt Warner, as well as U.S. Sen. Charles Grassley.
- The UNI Wellness/Recreation Center, attached to the north side of the UNI-Dome, features a climbing wall, two pools, a running track, weight and fitness rooms, and courts for basketball, volleyball and racquetball.

NICKNAME

It was 1931. The *Northern Iowan* student newspaper was called *The College Eye*. Cheerleaders were men and the UNI Panthers were known as the Iowa State Teachers College Tutors.

In the fall of that year, a contest to change the name of the school's athletics teams was sponsored by *The College Eye* and the men's Physical Education Department. The winning name was the "Purple Panthers", submitted by Burl Berry of Wellman, Iowa, and that's the name that has guided UNI teams for more than 70 years.

Berry, who also happened to be that season's football MVP, won a briefcase from Berg Drug Company. The second-place winner received an alarm clock. It also is known that the third-place name was the "Purple Grackles", submitted by students living in the same rooming house.

PANTHER MARCHING BAND

The UNI Panther Marching Band celebrated its 100-year anniversary in 2000. It all started in 1900 when eight students formed a Cadet Band, which performed for local events on campus and in downtown Cedar Falls. By 1929, under the direction of Myron Russell, the marching band numbered 120 men and women, and quickly was gaining prominence as a quality university marching band.

In the years to follow, the band has been guided by an eminent list of directors, including Russell, Karl Holvik, Don Wendt, Jim Coffin, Paul Brizzi, Ashley Alexander, Paul Smoker, William Shepherd, John Vallentine, Dr. John Baker, and Christopher Woodruff.

Known for a classy and professional approach to performance, the band is recognized across the Midwest for its dynamic style, innovative drill and sensitive musical interpretation. The ensemble continues to thrill audiences at home football games in the UNI-Dome, as well as during road trips to other universities and NFL stadiums. The sounds of the "Panther Marching Band" can be heard on several CDs.

The band's pre-game and halftime shows contain hundreds of active frames or "moving sets" for the individual members of the band, coordinated to exciting music written by some of the leading arrangers in the country. Central to these field performances are sophisticated routines by the UNI Flag Line and Feature Twirlers, as well as professional dance choreography by the UNI Dance Team.

KEYS JINGLE

A different kind of music can be heard at football games as the Panthers put the ball into play. Jingling keys by fans await the opponents at each kickoff.

SCHOOL SONGS

Panther Fight Song

"Hail Our Panthers, we are ever loyal,
"Showing strength and unity.
"As we rise, we firmly stand behind you
"Urge you on to victory, Rah! Rah! Rah!
"As you lead us on to fame and honor
"Fight! Fight! Fight! Will be our cry.
"So give us a yell, Ho! The Purple and the Gold,
"Victory for UNI!"

UNI Alma Mater

UNI O Alma Mater
Hear our voices now in song;
Hail to thee, O state of plenty,
Thou has raised it proud and strong.

(Refrain)

True in spirit, strong in knowledge
UNI, we sing our homage.
Hail to thee, O Alma Mater
Our tomorrows shall be thine.

From thy hallowed halls of learning,
Rising from the fertile land;
Guide to fame thy sons and daughters,
In the pattern of thy hand.

(Repeat Refrain)

ILLUSTRIOUS HISTORY

Cedar Falls, Iowa, is the home of one of the finest Football Championship Subdivision (FCS) football programs in the nation. It is also home of one of the nation's premier institutions of higher learning. Friends and fans of the UNI football team can relate many successes from the past century and more, but the last 22 years have produced some of the most exciting and successful seasons in history. There is no question the UNI football program arrived as a national power during the 1980s and it has seen continued success.

1895 First collegiate season.

1936 The Panthers embarked on their first full season of competition in the North Central Conference.

1939 The new Iowa State Teachers College Stadium was used for the first time on September 23 when Northeast Missouri State Teachers College invaded the local field. The Stadium was 300 feet long and 30 rows high and seated more than 6,000 fans. A permanent band shell, seating more than 100, and a press box handled a few more.

1940 A new electric scoreboard and clock was added to the ISTC Stadium. It was constructed so it could be dismantled and

used for basketball and wrestling during the winter season.

1948 Night football became a reality at ISTC. Ninety-six seal beam lights were used for illumination, 12 on each of eight poles. Cost of the lighting system was about \$12,000. Two of the Panther home games were under the arc lights — October 2 vs. Drake and October 16 vs. Western Michigan.

1976 The Panthers played their first season in the UNI-Dome, hosting Northern Michigan September 4.

1978 UNI joins the Mid-Continent Conference, along with Youngstown State, Western Illinois, Eastern Illinois, Northern Michigan and Akron.

1981 UNI moves up to the NCAA FCS level.

1985 The Gateway Conference, previously an all-women's league, added a football division. The Panthers advance to their first FCS national semifinal game, losing to eventual national champion Georgia Southern, 40-33.

1987 UNI advances to its second FCS national semifinal game, losing to Northeast Louisiana State in double overtime, 44-41.

1992 The quest for a national championship saw the Panthers drop their third national semifinal game to Youngstown State, 19-7. The year was highlighted by UNI's first No. 1 national ranking, a position it held for five straight weeks.

1996 The Panthers finish 12-2 overall and defeat Eastern Illinois 21-14 and William & Mary 38-35 in the first two rounds of the playoffs before losing 31-14 at Marshall in Head Coach Terry Allen's final season.

2001 The Panthers advance to their fifth FCS national semifinal game and end the year ranked fourth in the nation in Head Coach Mark Farley's first season.

2003 UNI makes a return trip to the FCS playoffs after capturing a share of its 11th conference title.

2005 UNI advances to the program's first-ever NCAA FCS national title game. The Panthers finish second in the nation after falling to Appalachian State, 21-16, in Chattanooga, Tenn. UNI captures a share of its 12th conference championship by winning its final three Gateway games over nationally-ranked opponents.

WHY UNI?

- Students describe UNI's professors as positive and upbeat, dedicated, innovative, personal, down to earth. UNI's 850 faculty members include Fullbright Scholars, world-class teacher/researchers, best-selling authors and international business consultants.
- Small classes. UNI prides itself on small class sizes and a favorable faculty-to-student ratio. Lower division classes, which include general introductory courses and/or Liberal Arts Core courses specific to a major, have an even lower average of 27 students.
- One-on-one time with faculty -- after class, in research projects, extracurricular opportunities, or clinical or field projects.
- Student services to help insure academic success.
- The UNI Honors Program, which provides academically-motivated students with challenging classroom experiences, close ties with faculty, interactive discussion and social connections with other capable students.

ACADEMIC ADVISING SERVICES

Academic Advising Services provides a variety of services to help students achieve their personal, career, and academic goals at UNI.

Professional and peer advisors help students:

- clarify life/educational goals
- utilize University resources
- select appropriate courses
- resolve academic difficulties
- interpret institutional academic requirements

The Reading/Learning Strategies Program provides many services for students, including free four-week courses in:

- Speed Reading
- Effective Study Strategies
- Study Reading

CENTER FOR ACADEMIC ACHIEVEMENT

The Center for Academic Achievement is a student service organization. Its goal is to provide all students with the assistance necessary to develop or polish the academic skills that are essential to the pursuit of a college degree. The services are threefold:

- reading
- writing
- mathematics

EDUCATIONAL OPPORTUNITY PROGRAM

The mission of the Educational Opportunity Program is to provide supportive services which are essential for the identification, recruitment, retention and graduation of minority and educationally disadvantaged students who traditionally have not had equal access to higher educational institutions.

These services are provided to participants:

- academic & career counseling
- tutorial services
- financial aid counseling & advising
- personal counseling
- course selection & registration
- educational planning

UNI strives to offer all the advantages of a smaller college, but with the resources of a larger university. UNI prides itself on classes taught by experienced faculty (not teaching assistants), an easily navigated campus and small classes -- as would a small college. But UNI also is proud of the fact that, unlike small colleges, it has around 850 faculty members with a wide range of experiences, views and philosophies.

Football athletes meet weekly with a Student Services Counselor and their position coach. First-year football players attend study hall in the Center for Academic Achievement their freshman year.

STAFF



Steve Schofield
Assistant Athletics Director
for Compliance

Steve Schofield joined the UNI athletics staff in August of 2006. He is responsible for implementing and maintaining a comprehensive

compliance program for UNI's student-athletes, coaches, staff, and other university constituents. He is UNI's liaison to the NCAA and Missouri Valley Conference on all compliance-related matters including recruiting, eligibility, financial aid, rules interpretations, waivers and violations. He also assists with UNI's student life initiatives.

Prior to UNI, Schofield served as assistant athletics director for compliance at Florida State University. At FSU, his duties included coordinating financial aid, rules interpretations, NCAA and Atlantic Coast Conference waivers, rules education and investigating and reporting secondary violations.

Schofield has a wide and varied background, as he has also served in the athletic department compliance offices at Maryland and Minnesota. A native of Odebolt, Iowa, Schofield received his bachelor's degree in general studies from UNI in 2000, and a master's degree in higher and postsecondary education from Arizona State in 2003.



Jennifer Sell
Academic Adviser

Jennifer Sell serves as academic adviser to for the University of Northern Iowa athletic department. She joined the staff in 2004.

In her role, Sell helps with academic planning and registration for the more than 400 student-athletes that compete for the Panthers. In addition, she manages the department's Champs/Life Skills program. She is also UNI's secondary senior woman administrator.

Sell served as a freshman mentor and athletic academic advising assistant from 1995 through 1999 at Villanova University. In addition, Sell also has several years of experience as an elementary school teacher.

A native of Toledo, Ohio, Sell graduated cum laude from Bowling Green State University with a bachelor's degree in education in 1992. She and her husband, Justin, have four children.



V. Eugene Wallingford
Chair Intercollegiate
Athletics Advisory
Council/Department Head
& Associate Professor,
Computer Science

STAFF



Jed Smith
Strength and
Conditioning
Coach

Jed C. Smith is beginning his third season as the Strength and Conditioning Coach for the UNI Panthers. Smith joined the UNI

coaching staff in June 2005.

In the spring of 2006, Smith coached current UNI football student-athlete Jason Fiacco when he took part in the 2006 Pan American Junior Championships in Cali, Colombia. Fiacco qualified for the event at the United States National Junior Championships on March 15 in Altamonte Springs, Fla. Fiacco placed second in both the Snatch and Clean & Jerk heavyweight competitions. Fiacco lifted 138 kg in the Snatch and 178 kg in the Clean & Jerk.

Prior to his work with the Panthers, Smith served as the Explosive Strength Training Coach for the National Football League's Minnesota Vikings from February 2004 to June 2005.

Smith has a wide and varied background in strength and conditioning training. In addition to his work with the Vikings, he also assisted the Minnesota Wild of the National Hockey League, the Minnesota Thunder of the United Soccer League and Penn State football in an effort to incorporate explosive strength training into their individual programs.

Beginning in June of 2002, he was an Exercise and Sports Science instructor at Dakota County Technical College in Rosemount, Minn., and also served as the Minnesota USA Weightlifting Regional Training Center director during the same time frame.

Prior to 2002, he had several coaching assignments at Rosemount High School beginning in 1996, including ninth grade boys basketball and wrestling. He served as Rosemount's strength training and conditioning coach for all sports from 1997-2002, was head boys tennis coach from 2000-2002, and coached the school's Olympic weight lifting from 1999-2002.

Smith earned his bachelor's degree in social science from Minnesota-Morris in 1994 and a second bachelor's degree in psychology in 1995. He received his master's in education with an emphasis in strength and conditioning from Hamline University in 2003.

He was born in Cedar Rapids, Iowa, and his wife's name is Tammy.



Nick Davis
Strength and
Conditioning
Graduate Assistant

The UNI Strength and Conditioning program is a blend of science, technology and one-on-one attention to each student-athlete.

Throughout the year, UNI athletes can spend more time working on strength and conditioning than any other aspect of their game. During the off-season, athletes work on strength improvement, speed, power, agility and conditioning. The in-season program is devoted to continuation of strength gains and performance-related conditioning.

Throughout an athlete's first year on campus, baseline measures of strength, speed, power, agility, flexibility and endurance are collected. Measure of body composition and weight also are recorded. With this information, goals are set for development and maintenance. Programs are established for each player.



STAFF



Ryan Callahan
Head Football Trainer

Ryan Callahan is in his first year as the athletic trainer for the University of Northern Iowa football team.

Callahan previously served as a graduate assistant athletic trainer for the University of Central Florida football team from 2005-2007. He earned his master's degree in physical education at UCF. He gained athletic training experience in the National Football League as an intern for the Washington Redskins in 2005.

Callahan, a native of Orlando, Fla., gained his bachelor's of science degree in sports medicine at Florida State University. He served as an athletic training student with football (2002-2004) and for the Seminole baseball team (2005).

Callahan is a National Athletic Trainer's Association Certified Athletic Trainer (ATC), a Licensed Athletic Trainer (Florida/Iowa) and a NATABOC Approved Clinical Instructor.



Dr. Jeffery Clark
Team Orthopedic Surgeon

Cedar Valley Medical Specialists
212 W. Dale St.
Waterloo, IA 50703
(319) 235-3571

The demands of the Gateway Football Conference as well as one of the most competitive non-conference schedules in the country place tremendous stress on an athlete's body.

The UNI sports medicine program features top-rate facilities and the outstanding services of sports and health care professionals.

The sports medicine program focuses on injury prevention. Staff members utilize Merac strength-testing devices, provide dietary analysis, measure

physiological capacity and outline programs to improve an athlete's flexibility.

Athletic trainers and physicians work together to design rehabilitation programs for injured athletes. A wide variety of facilities and equipment, not only in the Sports Medicine Lab but in the Wellness and Recreation Center, including swimming pools, Merac equipment, Stairmasters and various exercise bikes, help athletes rehabilitate injuries and minimize the loss of fitness during recuperative time.



STUDENT-ATHLETE ASSISTANCE PROGRAM (SAAP)

The University of Northern Iowa SAAP provides confidential, professional, and voluntary assistance and support to student-athletes regarding personal problems that are adversely affecting their academic or athletic performance. Educational programs also are offered to prevent problems and promote the general well being of student-athletes. The SAAP offers education and assistance regarding alcohol/drug problems, emotional problems, family difficulties, health/physical problems, financial and legal problems and eating disorders, among others.

To ensure the SAAP's effectiveness and protect students' rights, the following guidelines govern the program:

- The academic or athletics status of the student will not be jeopardized by the student seeking assistance.
- The program must protect the privacy of the student by employing strict confidentiality measures. Any details of communication between students and Core Committee members or Athletics Department personnel may not be

disclosed to any source without the prior written consent of the student-athlete.

- The decision to use the program must be voluntary.
- Unless the student-athlete consents otherwise, the person making a referral to a source of assistance at a student-athlete's request may disclose only the following information: how the student was referred to SAAP, and the reason for the referral.

UNI-DOME

The UNI-Dome, a unique, multi-purpose athletic facility built in 1976, has gained a reputation as one of the finest collegiate facilities in America. The Dome combines the features of a field house, football stadium and large auditorium. The latest addition to the UNI-Dome is the football locker room, which was scheduled to be completed in August.



It contains accommodations for a variety of events, such as concerts, exhibitions, trade shows and convocations, in addition to football, basketball, softball, wrestling and track events. It has been the host site for NCAA football playoffs, gymnastics



and wrestling championships, high school football and basketball, the Iowa high school football playoffs, was the site of the 1997 NCAA Wrestling Championship, has been the site for the National Wrestling Coaches Association's Cliff Keen National Wrestling Duals (2006 and 2007) and was the site twice for the International Superstars Track and Field Invitational, featuring several world-class athletes.

The Dome's versatility allows for multiple events to be held the same day. Underneath the artificial football turf on a synthetic floor area are basketball

and tennis courts and an eight-lane, 200-meter oval running track.

The turf was replaced 15 years ago with a new AstroTurf manufactured by Balsam Corporation, the same material that lasted 16 years prior to the installation of the new. It is a premier surface which has been utilized by every Dome facility in North America with the exception of one and offers the best durability and playability of any material on the market. The former air-supported, teflon-coated fabric roof was replaced nine years ago with a permanent structure.

Approximately 16,400 spectators can be seated for football games and track meets. For stage productions such as concerts, total capacity can reach 25,000.

The University, the community and the entire state of Iowa celebrated the UNI-Dome's 25th anniversary in 2001.

THE HUMAN PERFORMANCE CENTER


Quality field experiences and a strong training regimen are hallmarks of a UNI education. These standards and yet another exciting opportunity for community partnership lie at the heart of a new Human Performance Center being built as part of a facility adjoining the west side of the Wellness Recreation Center. Ground was broken in July 2006 for the new facility and it is expected to be finished by November 2007.

The HPC will enable students and faculty from UNI's School of Health, Physical Education and Leisure Services to collaborate with area medical professionals on a daily basis. The HPC will house several of the School's academic, research and public service programs, including the National Program for Playground Safety, Camp Adventure Youth Services, Global Health Corps and Youth Agency Administration.

The new facility also will have a Sports Medicine Center, including office and treatment spaces for physicians and therapists that will play a vital role in UNI's fastest-growing athletic training major. The HPC, in conjunction with the proposed UNI strength and conditioning facility which will be located at the north end of the UNI-Dome, also will serve UNI's intercollegiate athletics programs by creating classrooms, coaches' offices, team rooms, conference rooms, training facilities and locker rooms for player development activities, including strength conditioning, nutritional advising, and agility/speed activities.



Artist's rendering of the outside of the Human Performance Center.



Artist's rendering of the interior of the UNI-Dome and the proposed locker room facility.

University of Northern Iowa SPORTS COMPLEX

DON ERUSHA FOOTBALL LOCKER ROOM



The newest addition to the UNI-Dome and football program is the Don Erusha Football Locker Room. The funds raised to build this facility came via the UNI Foundation and football donors.

The new locker room is in a three-story space within the north end of the UNI-Dome, housing locker and meeting rooms for Panther Football. This highly visible addition will link the Dome's east and west concourses giving Panther student-athletes and coaches the facilities they need to excel. The

THE MCLEOD CENTER



It is impossible to imagine the UNI campus without the UNI-Dome. It began merely as a dream. Today, this facility stands as visible evidence of the dedication of alumni and friends who have helped build the facilities UNI students and programs deserve.

Ground was broken for the new McLeod Center in the fall of 2004 and it officially opened on Nov. 18 for a UNI volleyball match vs. Bradley. The first men's basketball game took place on Nov. 19 against Wisconsin-Milwaukee and was followed up with a women's basketball game against Iowa State on Nov. 20. The UNI wrestling team had its first match in the McLeod Center on Nov. 21 against Iowa.

The McLeod Center was specifically built for the Panther volleyball, basketball and wrestling programs. It provides year-round training opportunities, and is attached to the south end of the UNI-Dome and together with the Wellness and Recreation Center, it completes a state-of-the-art athletic and recreation complex. General fixed

bowl seating of 6,100 with capacity for 7,018 will accommodate sports, concerts, exhibitions and other community events.

The Center provides a focal point for students, faculty, staff, alumni and the community to come together to cheer the Panthers. It bolsters the image of the university as a premier performance center, and ensures continued success and growth of UNI's student-athlete tradition.



n Iowa

SPORTS & EVENT CENTER

addition will also transform the UNI-Dome interior, giving it the look that fans expect in a successful team's home.

The first floor of this area will give the Panther Football team a much-needed new locker room. The locker room serves as a starting and ending point to every day of a player's career – beginning with his first visit to campus as a high school recruit. This is the space that has the greatest impact on the spirit of individual players and the team. This part of the project is moving forward thanks to the nearly \$380,000 contributed by Panther fans.



Don Erusha Locker Room

The second floor will include team meeting rooms, film study areas, football coaches' offices, academic study areas, and athletic administration offices. Facilities like these contribute tremendously to team and staff morale and performance. Giving Panther Football players a dedicated area for meeting and studying will greatly enhance team




Illustration of Don Erusha Locker Room.

chemistry and achievement on and off the field. These facilities will also help UNI be competitive in recruiting student-athletes.

The third floor will link the Dome's east and west concourses. This will complete the original vision for the UNI-Dome and greatly enhance its overall accessibility.

WELLNESS AND RECREATION CENTER

This \$18.3 million facility, attached to the north side of the UNI-Dome, opened in the fall of 1997. It features the highest climbing wall in the Midwest, two pools, a running track, weight and fitness rooms, and basketball, volleyball and racquetball courts.



STAFF



Steve Carignan
Assistant Vice
President Educational
& Sports Events Center
Management



Heather Costello
Assistant Athletics
Director for Facilities
and Operations

QUICK FACTS

Opened:

February, 1976

First Event:

UNI vs. Iowa wrestling meet

First FB Game:

1976, vs. Northern Michigan (7-41)

First UNI Victory:

1976, vs. Nebraska-Omaha (34-13)

First Televised Football Game:

Sept. 9, 1978, UNI vs. Youngstown State
(Mid-Continent Conference debut and first-ever
televised Panther football game)

Largest Home Crowd (Sellouts):

16,324, (1990) vs. Southwest Missouri State
(20-17); (1992) vs. Idaho (27-26) and Missouri
State (37-12); (1993) vs. Southern Illinois (49-
17); (1994) McNeese State (24-34) and Illinois
State (24-17); (1995) vs. Idaho (12-16)

UNI Record in the Dome:

154-40-1, .792

Undefeated Seasons:

9, 1984, 1986, 1990, 1993, 1996, 1997, 2001,
2003, 2004 (including post-season)

Most UNI-Dome Points:

77 (UNI 77, Wayne State (NE) 0, 1988)

Most Opponent Points:

52 (Southern Illinois 52, UNI 9, 1983)

Most UNI-Dome Wins in a Season:

8 (1992, 1996)

Most UNI-Dome Losses in a Season:

4 (1978)

Longest UNI-Dome Winning Streak:

29 (Regular season, 1989-94)

Longest Losing Streak:

4 (1978-79, 1988)

Consecutive Winning Seasons:

13 (1989-2001)

Consecutive Losing Seasons:

2 (1981-82)

YEAR-BY-YEAR

1976.....3-3	1992.....8-1
1977.....4-3	1993.....6-0
1978.....2-4	1994.....4-1
1979.....3-3	1995.....5-1
1980.....6-1	1996.....8-0
1981.....4-2	1997.....3-2
1982.....4-2-1	1998.....5-1
1983.....4-1	1999.....5-1
1984.....7-0	2000.....5-1
1985.....7-1	2001.....6-0
1986.....6-0	2002.....3-3
1987.....6-1	2003.....6-0
1988.....2-3	2004.....4-2
1989.....5-1	2005.....7-0
1990.....6-0	2006.....4-2
1991.....6-0	Total.. 154-40-1 (.792)



UNI-DOME RECORDS

Pass Attempts:

61, Kevin Glenn (Illinois State), 1998

Pass Completions:

35, Kevin Glenn (Illinois State), 1998

Passing Yards:

457, Kevin Glenn (Illinois State), 1998

Longest Pass:

96, Rick Fahnestock to Albert Brown (Western
Illinois), 1986

Touchdown Passes:

6, Mike Smith vs. McNeese State, 1986

Interceptions:

5, Steve Sandon vs. Grand Valley State, 1981;
Steve Michuta (Grand Valley State), 1981

Rushing Attempts:

48, Willie High (Eastern Illinois), 1993

Rushing Yards:

275, Steve Harris vs. Northwest Missouri State,
1984

Longest Running Play:

95, George Works (Northern Michigan), 1981

Average Rushing Yards Per Play:

12.8, Wes Anderson vs. Wayne State (17-219),
1988

Rushing TDs:

5, Paris Wicks (Youngstown State), 1981

Receptions:

16, Eddie Galles vs. Southern Illinois, 2003

Receiving Yards:

251, Eddie Galles vs. Southern Illinois, 2003

Receiving TDs:

3, Ken Harvey vs. Youngstown State, 1981; Brian
Baker vs. Indiana State, 1986; Tim Mosley vs.
Southern Illinois, 1993; Dedric Ward vs. Eastern
Illinois, 1993; Alonzo Clayton vs. McNeese
State, 1996; Dedric Ward vs. Illinois State, 1996;
Josh Whipple (William & Mary), 1996; Marlus
Mays vs. Wayne State (MI), 2002

Most Points:

30, Paris Wicks (Youngstown State), 1981

Most TDs:

5, Paris Wicks (Youngstown State), 1981

Total Offense:

517, Kevin Glenn (Illinois State), 1998

Most Field Goals Made:

4, Several (Most recent Matt Waller vs.
Missouri State, 1994)

Most Field Goals Attempted:

5, Paul McFadden (Youngstown State), 1983;
Mike Molstead vs. Central Missouri State, 1984;
Mike Hollis (Idaho), 1992

Longest Field Goal:

59, MacKenzie Hoambrecker vs. Missouri State,
2002

Most PATs:

11, Doug Jackson vs. Wayne State, 1988

Most PATs Attempted:

11, Doug Jackson vs. Wayne State, 1988

Most Interceptions:

3, Mike Smiley vs. Eastern Illinois, 1979

Most Interception Yards:

110, Willie Beamon vs. Eastern Illinois, 1989

Longest Interception:

90, George Brown (Mankato State), 1989

Most Tackles:

20, Joe Anderson vs. Drake, 1981; Joe Anderson
vs. Youngstown State, 1981; Steve Savard
(Northwest Missouri State), 1984; Tim Lance
(Eastern Illinois), 1987

Sacks:

4, Matt Pedersen vs. Indiana State, 1997; John
Hermann vs. Northern Arizona, 2005

Most Punt Returns:

7, Milo Popovic vs. Wayne State, 1988; Jackie
Kellogg (Eastern Washington), 1992; Kenny
Shedd vs. McNeese State, 1991; Tacoma
Fontaine (Missouri State), 1998

Most Punt Return Yards:

145, Joe Fuller vs. Wisconsin-Whitewater, 1984

Longest Punt Return:

93, Joe Fuller vs. Wisconsin-Whitewater, 1984

Most Kickoff Returns:

9, Flip Johnson (McNeese State), 1986

Most Kickoff Return Yards:

233, Flip Johnson (McNeese State), 1986

Longest Kickoff Return:

100, Craig Nordlie vs. Drake, 1981; Chris
Fontenette (McNeese State), 1992; Chris
Watson (Eastern Illinois), 1995; Richard Daniels
(Stephen F. Austin), 2000

Longest Fumble Return:

90, Cornell Middlebrook (Western Illinois), 2002

Longest Blocked Kick Return:

89, Lavon Major (Eastern Washington), 1992

Most Punts:

13, Dan Lowney (Wisconsin-La Crosse), 1983;
Michael Andrews (Morgan State), 1991; Tyson
Kassel (Southwest State), 1999

Longest Punt:

73, Tim Mosley vs. McNeese State, 1991



2007 OUTLOOK

Quick Look	16
Preseason Depth Chart	17
Alphabetical Roster	18
Numerical Roster	19
2007 Preview	20-22

THUMBNAIL SKETCH

2006 Lettermen Returning.....	37
Offense.....	20
Defense.....	16
Kickers/Punters.....	1
2006 Letterman Lost.....	21
Offense.....	7
Defense.....	12
Kickers/Punters.....	2
2006 Starters Returning	17
Offense.....	8
Defense.....	9
Kickers/Punters.....	0
2006 Starters Lost.....	7
Offense.....	3
Defense.....	2
Kickers/Punters.....	2



Chad Rinehart

A CLOSER LOOK

2006 Lettermen Returning (37)

Offense (20)

WR Terrell Allen, OL Barret Anderson, OL Adam Falk, OL Jason Fiacco, FB Josh Firstley, WR Johnny Gray, OL Eric Hoffman, TE Austin Howard, OL Brandon Keith, FB Derrick Law, RB Corey Lewis, WR Whitney Lewis, OL Jordan Limbaugh, TE Sam Peterson, OL Chad Rinehart, QB Eric Sanders, OL Austin Steichen, OL Bob Swift, RB Darian Williams, WR Victor Williams

Defense (16)

CB Nick Alvarez, LB Brannon Carter, LB Araf Evans, DE Mark Huygens, DT Chuck Kinney, LB Justin Kirk, DE Jordan Lacy, DL Wes Lane LB Josh Mahoney, DT Jeff McGaster, CB Sean McMoore, CB Terrell McMoore, S Nick Nelson, FS Chris Parsons, DE James Ruffin, SS Clifford Waters

Specialists (1)

PK Nate Rausa

2006 Lettermen Lost (21)

Offense (7)

WR Curt Bradley, WR Albert Daniels, TE Ross Hannam, WR James Lindgren, OL Tyler Rawlins, OL Joe Lobdell, FB Cyrus Garrett

Defense (12)

CB Curtis Cooper, LB Nick Davis, CB Dre Dokes, LB Osayi Ehigiamusoe, DL Nate Lane, LB Will Lewis, SS Ryan Manahl, DL Nick Pauly, LB Dave Schratz, SS Matt Tharp, LB Andrew Williams, LB Grant Zielinski

Specialists (2)

P Adam Kos, PK Brian Wingert

Starters Returning (17)

Offense (8)

WR Terrell Allen, OL Barret Anderson, OL Eric Hoffman, WR Johnny Gray, RB Corey Lewis, OL Chad Rinehart, QB Eric Sanders, OL Bob Swift

Defense (9)

CB Nick Alvarez, LB Brannon Carter, LB Araf Evans, DT Mark Huygens, DT Chuck Kinney, DE Jordan Lacy, FS Chris Parsons, DE James Ruffin, SS Clifford Waters

Specialists (0)

Starters Lost (7)

Offense (3)

TE Ross Hannam, WR James Lindgren, OL Joe Lobdell

Defense (2)

CB Dre Dokes, LB Dave Schratz

Specialists (2)

P Adam Kos, PK Brian Wingert

Top Newcomers

Eligible Transfers

DE Christian Albrecht, S Ben Alford, P Brook Black, TE Trent Flander, LB De'Veon Harris, CB Darrell Lloyd, S Curtis Meier, CB Adam Roberts, DE Jeremy Robertson

True Freshman

DL Kaleb Admire, CB LaQuentin Black, OL Andrew BlackLance, DL Ben Boothby, SS Tredarrius Canady, RB Josh Collins, QB Zach Davis, TE Will Eilert, LB Shawn Gerard, OL Mitch Houk, WR Montari Leonard, WR Kendall McKellum, WR Michael Penn, RB John Shaw, LB Jordan Smith, DE Andrew Snitker, OL Evan Tecklenberg, OL Jay Teply, QB Caleb Walter

Redshirt Freshman

DE Kyle Bennett, LB Jordan Borcharding, RB Taylor Brookins, LB Tyler Epstein, DT Jacob Gonnering, OL Ross Hageman, PK Billy Hallgren, DE Ryan Mahaffey, TE Schuyler Oordt, TE Eric Reimer, LB Jamar Thompson, WR Maurice Turner, OL Austin Zlab

SHERIFF FIELD NAMED AFTER STAN SHERIFF



head football coach from 1960-82. He also served as athletic director from 1970-83. From UNI, he

went on to become athletic director at Hawaii, a position he held until dying of an apparent heart attack January 16, 1993, in Honolulu at the age of 60. Sheriff has been credited with the primary vision for the multi-purpose facility and has been given the most credit for getting the building constructed. At the time of Sheriff's death, Ferd Lewis, a staff columnist for The Honolulu Advertiser, wrote, "His (Sheriff's) diesel drive and far-reaching vision helped the (Hawaii) program scale milestone heights, all the while doing the near impossible in intercollegiate

athletics today, operating inside the rules and in the black...Where others saw things as they had been or were, Sheriff was able to see them as they would be and plan accordingly...This was, after all, a man who in his previous job as athletic director at Northern Iowa sold the concept of a 16,800-seat, air-supported domed stadium to a disbelieving town." Former head football coach Terry Allen, who played for Sheriff, said, "Without what Stan Sheriff did, none of us at UNI would have what we have today."

OFFENSE

Tight End

80 Austin Howard (6-6, 279, So.)
81 Sam Peterson (6-5, 255, So.)

Left Tackle

77 Chad Rinehart (6-5, 308, Sr.)
60 Jordan Limbaugh (6-3, 301, So.)

Left Guard

71 Bob Swift (6-6, 315, Jr.)
79 Jason Fiacco (6-2, 310, So.)

Center

62 Eric Hoffman (6-5, 301, Sr.)
74 Austin Steichen (6-3, 309, So.)

Right Guard

69 Barret Anderson (6-3, 315, Sr.)
73 Brett Bergman (6-3, 325, Jr.)



Barret Anderson

Right Tackle

55 Brandon Keith (6-6, 331, Sr.)
67 Adam Falk (6-4, 282, Sr.)

Wide Receiver

2 Terrell Allen (6-0, 202, Sr.)
88 Maurice Turner (6-1, 205, R-Fr.)

Wide Receiver

6 Victor Williams (6-4, 227, Sr.)
5 Ben Alford (6-2, 205, Jr.)

Wide Receiver

4 Johnny Gray (5-9, 185, Jr.)
20 Whitney Lewis (6-1, 225, Sr.)

Quarterback

12 Eric Sanders (6-1, 200, Sr.)
13 Patrick Grace (6-2, 235, So.)

Fullback

31 Derrick Law (6-1, 219, So.)
34 Josh Firstley (5-11, 241, Sr.)

Running Back

32 Darian Williams (6-3, 201, Sr.)
1 Corey Lewis (6-0, 197, Jr.)

DEFENSE

Defensive End

99 Jordan Lacy (6-3, 265, Sr.)
90 Nathan Herrig (6-4, 277, So.)

Defensive Tackle

96 Mark Huygens (6-6, 277, Jr.)
95 Everette Pedescleaux (6-6, 295, Jr.)



Mark Huygens

Defensive Tackle

98 Charles Kinney (6-3, 275, So.)
90 Nathan Herrig (6-4, 277, So.)

Defensive End

44 James Ruffin (6-4, 235, R-Fr.)
91 David Bohnstengel (6-5, 253, So.)

Outside Linebacker

39 Brannon Carter (6-3, 233, Sr.)
38 Josh Mahoney (6-1, 237, So.)

Inside Linebacker

51 Justin Kirk (6-3, 240, Jr.)
43 Tyler Epstein (6-2, 235, R-Fr.)

Outside Linebacker

7 Araf Evans (5-9, 220, Sr.)
46 Jamar Thompson (6-3, 202, R-Fr.)

Cornerback

24 Terrell McMoore (6-1, 185, Jr.)
29 Sean McMoore (6-1, 180, Jr.)

Strong Safety

10 Chris Parsons (6-1, 185, Sr.)
22 Curtis Meier (5-11, 175, Jr.)

Free Safety

18 Clifford Waters (6-0, 203, Sr.)
8 Nick Nelson (5-11, 200, Jr.)

Cornerback

3 Adam Roberts (5-11, 199, Jr.)
27 Nick Alvarez (5-10, 181, Sr.)

SPECIAL TEAMS

Place Kicker

16 Nathan Rausa (5-8, 166, So.)
36 Billy Hallgren (5-11, 190, R-Fr.)

Punter

Brook Black (6-3, 185, So.)
43 Matt Asman (6-2, 200, So.)

Long Snapper

67 Adam Falk (6-4, 282, Sr.)

Punt Returner

4 Johnny Gray (5-9, 185, So.)



Johnny Gray

Kick Returner

4 Johnny Gray (5-9, 185, So.)
2 Terrell Allen (6-0, 202, Sr.)

PRONUNCIATION GUIDE

Dameko Brennen

Duh-MEE-koh Brennen

Tyler Epstein

Tyler EP-Stein

Araf Evans

AIR-uf Evans

D.P. Eyman

D.P. EYE-mun

Jason Fiacco

Jason FEE-ah-koh

Ross Hageman

Ross HOG-uh-man

Mark Huygens

Mark HIGH-guns

Montari Leonard

Mon-TERRY Leonard

Darrell Lloyd

DUH-Rel Lloyd

Schuyler Oordt

SKY-ler Ort

Everette Pedescleaux

Everette Ped-es-CLAW

Nate Rausa

Nate Rossa

Tyler Reagan

Tyler REE-gun

Eric Reimer

Eric RY-mer

Austin Steichen

Austin STY-kin

Atif Austin

ah-TEEF Austin

Chris Klieman

Chris KLY-mun

Bill Salmon

Bill SAHL-mun

Mario Verduczo

Mario Ver-DUCE-ko

ALPHABETICAL ROSTER

**No. Name Ht. Wt. Pos. Year
Hometown/HS/Prev. School**

	Kaleb Admire	6-3	275	DL	Fr.	Cedar Rapids, Iowa/Jefferson HS
	Christian Albrecht	6-5	221	DE	R-Fr.	Cedar Falls, Iowa/Cedar Falls HS/Augustana (S.D.) College
2	Terrell Allen	6-0	202	WR	Sr.	Wellford, S.C./James F. Byrnes HS/Univ. of Pittsburgh
27	Nick Alvarez	5-10	181	CB	Sr.	Pompano Beach, Fla./Ely HS
5	Ben Alford	6-2	205	WR	Jr.	Dade City, Fla./Pasco HS/NIACC
69	Barret Anderson	6-3	315	G	Sr.	Rochester, Minn./Mayo HS
	Matt Asman	6-2	200	P/PK	So.	Estherville, Iowa/Estherville Lincoln Central HS
85	Kyle Bennett	6-4	238	DE	R-Fr.	Sioux City, Iowa/Sioux City Heelan HS
73	Brett Bergman	6-3	325	OL	Jr.	Union, Iowa/BCLUW HS/Iowa State University
	Brook Black	6-3	185	P	So.	Houston, Texas/Second Baptist HS/Baylor University
	LaQuentin Black	5-8	165	CB	Fr.	Davis, Okla./Davis HS
	Andrew BlackLance	6-6	312	OL	Fr.	Thief River Falls, Minn./Thief River Falls
91	David Bohnstengel	6-5	253	DE	So.	Hudson, Iowa/Gladbrook-Reinbeck HS
	Jordan Borchering	6-2	225	LB	R-Fr.	Cedar Falls, Iowa/Cedar Falls HS
	Dameko Brennen	5-10	238	LB	Jr.	Belle Glade, Fla./Glades Central HS/Rainy River CC
30	Taylor Brookins	5-9	204	RB	R-Fr.	Cedar Falls, Iowa/Cedar Falls HS
	Tredarrius Canady	5-11	185	SS	Fr.	Sioux City, Iowa/Sioux City East HS
39	Brannon Carter	6-3	233	OLB	Sr.	St. Charles, Mo./Francis Howell North HS
	Josh Collins	5-9	180	RB	Fr.	Sioux City, Iowa/Sioux City West HS
	Zach Davis	6-2	190	QB	Fr.	Washington, Iowa/Washington HS
	Will Eilert	6-4	235	TE	Fr.	Grinnell, Iowa/Grinnell HS
43	Tyler Epstein	6-2	235	LB	R-Fr.	Farmington, Mo./Farmington HS
7	Araf Evans	5-9	220	OLB	Sr.	Cedar Rapids, Iowa/Jefferson HS
15	D.P. Eyman	6-1	176	QB	So.	Iowa City, Iowa/Iowa City High HS
67	Adam Falk	6-4	282	G	Sr.	Lodi, Wis./Lodi HS
79	Jason Fiocco	6-2	310	OL	So.	Oconomowoc, Wis./Arrowhead HS/Iowa State Univ.
34	Josh Firstley	5-11	241	FB	Sr.	New Orleans, La./Centennial Alph HS/Ellsworth CC
	Trent Flander	6-4	260	TE	So.	West Des Moines, Iowa/Dowling HS/NIACC
	Shawn Gerard	6-4	215	LB	Fr.	Eldridge, Iowa/North Scott HS
82	Joel Gilson	6-5	252	TE	So.	Urbandale, Iowa/Urbandale HS

83	Jacob Gonnering	6-5	284	TE	R-Fr.	Kenosha, Wis./Tremper HS
13	Patrick Grace	6-2	235	QB	So.	Sioux City, Iowa/Bishop Heelan HS
4	Johnny Gray	5-9	185	WR	Jr.	Deerfield Beach, Fla./Deerfield Beach HS
72	Ross Hageman	6-7	276	OL	R-Fr.	Elgin, Iowa/Valley Community HS
36	Billy Hallgren	5-11	190	PK	R-Fr.	Coal Valley, Ill./Moline HS
	De'Veon Harris	6-1	215	LB	Jr.	Pompano Beach, Fla./Ely HS/Univ. of Toledo/NIACC
90	Nathan Herrig	6-4	277	DL	So.	Clinton, Iowa/Clinton HS
62	Eric Hoffman	6-5	301	C	Sr.	St. Cloud, Minn./St. Cloud Tech HS
	Mitch Houk	6-7	255	OL	Fr.	Ottumwa, Iowa/Ottumwa HS
80	Austin Howard	6-6	279	TE	So.	Davenport, Iowa/Central HS
96	Mark Huygens	6-6	277	DL	Jr.	Sergeant Bluff, Iowa/Sergeant Bluff HS
54	Brandon Keith	6-6	331	OL	Sr.	McAlester, Okla./NE Okla. A&M JC/Univ. of Oklahoma
98	Chuck Kinney	6-3	275	OL	So.	Council Bluffs, Iowa/Lincoln HS
51	Justin Kirk	6-3	240	ILB	Jr.	Bixby, Okla./Bixby HS
99	Jordan Lacy	6-3	265	DE	Sr.	Jefferson City, Mo./Jefferson City HS
93	Wes Lane	6-4	275	DL	So.	Waterloo, Iowa/West HS
31	Derrick Law	6-1	219	RB	So.	Newton, Iowa/Newton HS
9	Montari Leonard	5-9	160	WR	Fr.	Daytona Beach, Fla./Mainland HS
1	Corey Lewis	6-0	197	RB	Jr.	St. Paul, Neb./St. Paul HS
20	Whitney Lewis	6-1	225	WR	Sr.	Oxnard, Calif./St. Bonaventure HS/USC
60	Jordan Limbaugh	6-3	301	OL	So.	Algona, Iowa/Algona HS
	Darrell Lloyd	6-0	191	CB	Jr.	O'Fallon, Mo./Fort Zumwalt North HS/Iowa Central CC
48	Ryan Mahaffey	6-4	253	TE	R-Fr.	Grinnell, Iowa/Grinnell HS
38	Josh Mahoney	6-1	237	LB	So.	Sioux Falls, S.D./O'Gorman HS
97	Jeff McGaster	6-6	305	DT	Sr.	Seaside, Calif./Monterey HS/Rochester CC
11	Kendall McKellum	6-1	184	WR	Fr.	Tulsa, Okla./Nathan Hale HS
29	Sean McMoore	6-1	180	CB	Jr.	Minneapolis, Minn./Washburn HS
24	Terrell McMoore	6-1	185	CB	Jr.	Minneapolis, Minn./Washburn HS
22	Curtis Meier	5-11	178	S	Jr.	Cedar Rapids, Iowa/Cedar Rapids Kennedy HS/Iowa Central CC
52	Dustin Morrow	6-2	235	LB	Jr.	Deep River, Iowa/Montezuma HS
8	Nick Nelson	5-11	200	S	Jr.	Cedar Falls, Iowa/Cedar Falls HS

87	Schuyilar Oordt	6-7	244	TE	R-Fr.	Cedar Falls, Iowa/Cedar Falls HS
10	Chris Parsons	6-1	185	FS	Sr.	Moore, Okla./Moore HS
95	Everette Pedescleaux	6-5	295	DL	Jr.	Plymouth, Minn./Armstrong HS/Univ. of Minnesota
	Michael Penn	6-3	215	WR	Fr.	Minneapolis, Minn./Southwest HS
81	Sam Peterson	6-5	255	TE	So.	Cedar Falls, Iowa/Cedar Falls HS
16	Nathan Rausa	5-8	166	PK	So.	Waterloo, Iowa/Columbus HS
89	Tyler Reagan	5-9	173	WR	Jr.	Urbandale, Iowa/Dallas Center-Grimes HS
86	Eric Reimer	6-5	262	TE	R-Fr.	Reedsburg, Wis./Reedsburg HS
77	Chad Rinehart	6-5	308	T	Sr.	Boone, Iowa/Boone HS
	Adam Roberts	5-11	199	CB	Jr.	Oklahoma City, Okla./Southeast HS/NE Oklahoma CC
	Jeremy Robertson	6-4	255	DE	Jr.	Cedar Rapids, Iowa/Washington HS/NIACC
44	James Ruffin	6-4	265	DE	So.	Burnsville, Minn./Burnsville HS
12	Eric Sanders	6-1	200	QB	Sr.	Oelwein, Iowa/Oelwein HS
47	Ben Schmidt	5-11	193	DB	So.	Thornburg, Iowa/Tri-County HS
	John Shaw	5-7	200	RB	Fr.	Philadelphia, Pa./St. Joe's Prep HS/Bridgton Academy
	Jordan Smith	6-2	210	LB	Fr.	Humboldt, Iowa/Humboldt HS
	Andrew Snitker	6-4	245	DE	Fr.	Waukon, Iowa/Waukon HS
74	Austin Steichen	6-3	309	OL	So.	Remsen, Iowa/Saint Mary's HS
71	Bob Swift	6-6	315	T	Jr.	Manchester, Iowa/West Delaware HS
	Evan Tecklenberg	6-8	330	OL	Fr.	Muscataine, Iowa/Muscataine HS
	Jay Teply	6-7	325	OL	Fr.	Cedar Rapids, Iowa/Xavier HS
46	Jamar Thompson	6-3	202	LB	R-Fr.	Andover, Minn./Andover HS
88	Maurice Turner	6-1	205	WR	R-Fr.	Shoreview, Minn./Mounds View HS
	Caleb Walter	6-4	200	QB	Fr.	West Branch, Iowa/West Branch HS
18	Clifford Waters	6-0	203	SS	Sr.	Kirkwood, Mo./Kirkwood HS
32	Darian Williams	6-3	201	RB	Sr.	East Moline, Ill./United Township HS/ICCC
6	Victor Williams	6-4	227	WR	Sr.	Clewiston, Fla./Clewiston HS/Louisburg College
59	Austin Zlab	6-4	296	OL	R-Fr.	Urbandale, Iowa/Urbandale HS

No. Name Hometown/HS/Prev. School Ht. Wt. Pos. Year

1	Corey Lewis	St. Paul, Neb./St. Paul HS	6-0	197	RB	Jr.
2	Terrell Allen	Wellford, S.C./James F. Byrnes HS/Univ. of Pittsburgh	6-0	202	WR	Sr.
3	Adam Roberts	Oklahoma City, Okla./Southeast HS/NE Oklahoma CC	5-11	199	CB	Jr.
4	Johnny Gray	Deerfield Beach, Fla./Deerfield Beach HS	5-9	185	WR	Jr.
5	Ben Alford	Dade City, Fla./Pasco HS/NIACC	6-2	205	WR	Jr.
6	Victor Williams	Clewiston, Fla./Clewiston HS/Louisburg College	6-4	227	WR	Sr.
7	Araf Evans	Cedar Rapids, Iowa/Jefferson HS	5-9	208	OLB	Sr.
8	Nick Nelson	Cedar Falls, Iowa/Cedar Falls HS	5-11	200	S	Jr.
9	Montari Leonard	Daytona Beach, Fla./Mainland HS	5-9	160	WR	Fr.
10	Chris Parsons	Moore, Okla./Moore HS	6-1	185	FS	Sr.
11	Kendall McKellum	Tulsa, Okla./Nathan Hale HS	6-1	184	WR	Fr.
12	Eric Sanders	Oelwein, Iowa/Oelwein HS	6-1	200	QB	Sr.
13	Patrick Grace	Sioux City, Iowa/Bishop Heelan HS	6-2	235	QB	So.
15	D.P. Eyman	Iowa City, Iowa/Iowa City High HS	6-1	176	QB	So.
16	Nathan Rausa	Waterloo, Iowa/Columbus HS	5-8	166	PK	So.
18	Clifford Waters	Kirkwood, Mo./Kirkwood HS	6-0	203	SS	Sr.
20	Whitney Lewis	Oxnard, Calif./St. Bonaventure HS/USC	6-1	225	WR	Sr.
22	Curtis Meier	Cedar Rapids, Iowa/Cedar Rapids Kennedy HS/Iowa Central CC	5-11	178	S	Jr.
24	Terrell McMoore	Minneapolis, Minn./Washburn HS	6-1	185	CB	Jr.
27	Nick Alvarez	Pompano Beach, Fla./Ely HS	5-10	181	CB	Sr.
29	Sean McMoore	Minneapolis, Minn./Washburn HS	6-1	180	CB	Jr.
30	Taylor Brookins	Cedar Falls, Iowa/Cedar Falls HS	5-9	204	RB	R-Fr.
31	Derrick Law	Newton, Iowa/Newton HS	6-1	219	RB	So.
32	Darian Williams	East Moline, Ill./United Township HS/ICCC	6-3	201	RB	Sr.
34	Josh Firstley	New Orleans, La./Centennial Alph HS/Ellsworth CC	5-11	241	FB	Sr.
36	Billy Hallgren	Coal Valley, Ill./Moline HS	5-11	190	PK	R-Fr.
38	Josh Mahoney	Sioux Falls, S.D./O'Gorman HS	6-1	237	LB	So.
39	Brannon Carter	St. Charles, Mo./Francis Howell North HS	6-3	233	OLB	Sr.
43	Tyler Epstein	Farmington, Mo./Farmington HS	6-2	235	LB	R-Fr.

44	James Ruffin	Burnsville, Minn./Burnsville HS	6-4	265	DE	So.
46	Jamar Thompson	Andover, Minn./Andover HS	6-3	202	LB	R-Fr.
47	Ben Schmidt	Thornburg, Iowa/Tri-County HS	5-11	193	DB	So.
48	Ryan Mahaffey	Grinnell, Iowa/Grinnell HS	6-4	253	TE	R-Fr.
51	Justin Kirk	Bixby, Okla./Bixby HS	6-3	240	ILB	Jr.
52	Dustin Morrow	Deep River, Iowa/Montezuma HS	6-2	235	LB	Jr.
54	Brandon Keith	McAlester, Okla./NE Okla. A&M JC/Univ. of Oklahoma	6-6	331	OL	Sr.
59	Austin Zlab	Urbandale, Iowa/Urbandale HS	6-4	296	OL	R-Fr.
60	Jordan Limbaugh	Algona, Iowa/Algona HS	6-3	301	OL	So.
62	Eric Hoffman	St. Cloud, Minn./St. Cloud Tech HS	6-5	301	C	Sr.
67	Adam Falk	Lodi, Wis./Lodi HS	6-4	282	G	Sr.
69	Barret Anderson	Rochester, Minn./Mayo HS	6-3	315	G	Sr.
71	Bob Swift	Manchester, Iowa/West Delaware HS	6-6	315	T	Jr.
72	Ross Hageman	Elgin, Iowa/Valley Community HS	6-7	276	OL	R-Fr.
73	Brett Bergman	Union, Iowa/BCLUW HS/Iowa State University	6-3	325	OL	Jr.
74	Austin Steichen	Remsen, Iowa/Saint Mary's HS	6-3	309	OL	So.
77	Chad Rinehart	Boone, Iowa/Boone HS	6-5	308	T	Sr.
79	Jason Fiacco	Oconomowoc, Wis./Arrowhead HS/Iowa State Univ.	6-2	310	OL	So.
80	Austin Howard	Davenport, Iowa/Central HS	6-6	279	TE	So.
81	Sam Peterson	Cedar Falls, Iowa/Cedar Falls HS	6-5	255	TE	So.
82	Joel Gilson	Urbandale, Iowa/Urbandale HS	6-5	252	TE	So.
83	Jacob Gonnering	Kenosha, Wis./Tremper HS	6-5	253	TE	R-Fr.
85	Kyle Bennett	Sioux City, Iowa/Sioux City Heelan HS	6-4	238	DE	R-Fr.
86	Eric Reimer	Reedsburg, Wis./Reedsburg HS	6-5	262	TE	R-Fr.
87	Schuyler Oordt	Cedar Falls, Iowa/Cedar Falls HS	6-7	244	TE	R-Fr.
88	Maurice Turner	Shoreview, Minn./Mounds View HS	6-1	205	WR	R-Fr.
89	Tyler Reagan	Urbandale, Iowa/Dallas Center-Grimes HS	5-9	173	WR	Jr.
90	Nathan Herrig	Clinton, Iowa/Clinton HS	6-4	277	DL	So.
91	David Bohnstengel	Hudson, Iowa/Gladbrook-Reinbeck HS	6-5	253	DE	So.
93	Wes Lane	Waterloo, Iowa/West HS	6-4	275	DL	So.
95	Everette Pedescleaux	Plymouth, Minn./Armstrong HS/Univ. of Minnesota	6-5	295	DL	Jr.

96	Mark Huygens	Sergeant Bluff, Iowa/Sergeant Bluff HS	6-6	277	DL	Jr.
97	Jeff McGaster	Seaside, Calif./Monterey HS/Rochester CC	6-6	305	DT	Sr.
98	Chuck Kinney	Council Bluffs, Iowa/Lincoln HS	6-3	275	DL	So.
99	Jordan Lacy	Jefferson City, Mo./Jefferson City HS	6-3	265	DE	Sr.
	Kaleb Admire	Cedar Rapids, Iowa/Jefferson HS	6-3	275	DL	Fr.
	Christian Albrecht	Cedar Falls, Iowa/Cedar Falls HS/Augustana (S.D.) College	6-5	221	DE	R-Fr.
	Matt Asman	Estherville, Iowa/Estherville Lincoln Central HS	6-2	200	P/PK	So.
	Brook Black	Houston, Texas/Second Baptist HS/Baylor University	6-3	185	P	So.
	LaQuentin Black	Davis, Okla./Davis HS	5-8	165	CB	Fr.
	Andrew BlackLance	Thief River Falls, Minn./Thief River Falls	6-6	312	OL	Fr.
	Jordan Borchering	Cedar Falls, Iowa/Cedar Falls HS	6-2	225	LB	R-Fr.
	Dameko Brennen	Belle Glade, Fla./Glades Central HS/Rainy River CC	5-10	238	LB	Jr.
	Tredarius Canady	Sioux City, Iowa/Sioux City East HS	5-11	185	SS	Fr.
	Josh Collins	Sioux City, Iowa/Sioux City West HS	5-9	180	RB	Fr.
	Zach Davis	Washington, Iowa/Washington HS	6-2	190	QB	Fr.
	Will Eilert	Grinnell, Iowa/Grinnell HS	6-4	235	TE	Fr.
	Trent Flander	West Des Moines, Iowa/Dowling HS/NIACC	6-4	260	TE	So.
	Shawn Gerard	Eldridge, Iowa/North Scott HS	6-4	215	LB	Fr.
	De'Veon Harris	Pompano Beach, Fla./Ely HS/Univ. of Toledo/NIACC	6-1	215	LB	Jr.
	Mitch Houk	Ottumwa, Iowa/Ottumwa HS	6-7	255	OL	Fr.
	Darrell Lloyd	O'Fallon, Mo./Fort Zumwalt North HS/Iowa Central CC	6-0	191	CB	Jr.
	Michael Penn	Minneapolis, Minn./Southwest HS	6-3	215	WR	Fr.
	Jeremy Robertson	Cedar Rapids, Iowa/Washington HS/NIACC	6-4	255	DE	Jr.
	John Shaw	Philadelphia, Pa./St. Joe's Prep HS/Bridgton Academy	5-7	200	RB	Fr.
	Jordan Smith	Humboldt, Iowa/Humboldt HS	6-2	210	LB	Fr.
	Andrew Snitker	Waukon, Iowa/Waukon HS	6-4	245	DE	Fr.
	Evan Tecklenberg	Muscatine, Iowa/Muscatine HS	6-8	330	OL	Fr.
	Jay Teply	Cedar Rapids, Iowa/Xavier HS	6-7	325	OL	Fr.
	Caleb Walter	West Branch, Iowa/West Branch HS	6-4	200	QB	Fr.

The University of Northern Iowa Panthers will attempt to return to the playoffs this season after missing out on postseason play a year ago. UNI returns 37 letterwinners along with eight starters on offense and nine on defense.

The Panthers recorded a winning season (7-4 overall, 5-2 Gateway) and final top-25 ranking for the fifth time in six years under head coach Mark Farley. UNI will be looking for its fourth postseason appearance under Farley and its 13th overall appearance in the FCS playoffs.

One of the big differences between the 2006 squad and this year's version is that a majority of the roster was enrolled in school during the spring and took part in spring drills.

"The players were here this year," Farley said. "The biggest difference between this year and last year is that this team was together in the spring, and we made some real headway."

The nucleus returns this season in the form of four returning starters on the offensive line, including preseason all-America tackle Chad Rinehart. Senior quarterback Eric Sanders will have the luxury of a two-headed running back monster behind him in junior Corey Lewis and senior Darian Williams. The two combined to rush for 1,547 yards and 15 touchdowns last season. Junior wide receiver/returner Johnny Gray provides the Panthers with a weapon in any way he touches the ball. Gray racked up 1,113 all-purpose yards last season and earned honorable mention all-Gateway honors.

The Panther defense will be led by a quartet of players who earned all-Gateway honors last season. Senior defensive end Jordan Lacy (39 tackles, 4.5 sacks) and sophomore Mark Huygens (29 tackles, 7.0 sacks) will anchor the defensive line, while senior Brannon Carter (55 tackles, 6 TFL) will lead the linebacking crew. Senior safety Chris Parsons, who tied for second in the nation in interceptions (6) last season, will direct a ball-hawking secondary.

The Panthers biggest question marks entering the season come in the special teams category where they must replace all-time leading scorer Brian Wingert (331 points) and punter Adam Kos.

"We have enough experience and enough guys coming back that there will be plenty of opportunities that can present themselves to challenge our guys," Farley said. "The intent and goal is to always find out who the best players are and that will allow us to put the best football team on the field."

OFFENSE

Offensive Line

The Panthers return virtually the entire offensive line from a year ago and look to build on that foundation of teamwork in 2007. The UNI offensive line was a key

component in having the Panthers rank No. 4 in the nation in total offense (408.3 yards/game).

Senior all-America left tackle Chad Rinehart leads the way on the left side as he looks to protect quarterback Eric Sanders' blind side and open holes for the Panther run game.

"Chad has established himself as one of the nation's best offensive linemen, and he solidifies our running and passing games," Farley said.

Alongside Rinehart will be junior left guard Bob Swift. Swift started the final three games of the 2006 season at right tackle and will take over the left guard spot for the graduated Tyler Rawlins.

Senior center Eric Hoffman is the man in the middle for the second straight year and is a major cog in the Panthers' offensive unit.

"Eric makes all the blocking reads when they get to the line," Farley said. "You always think about the quarterback making his reads, but you can't overlook the calls made by the center."

Senior right guard Barret Anderson begins the year having started 33 straight games on the Panther offensive line. Anderson is one of the Panthers' best run blockers and helped rank the squad No. 10 in the nation last season by averaging 219.3 yards per game on the ground.

The right side of the line is anchored by senior tackle Brandon Keith, who checks in at 6'6", 331 lbs. Keith earned a pair of starts at right tackle last season before being slowed by a bone bruise in his right knee.

The Panthers have a solid cast of reserves should any of the starters fall victim to injury, including sophomore left tackle Jordan Limbaugh, sophomore left guard Jason Fiocco, sophomore center Austin Steichen, junior right guard Brett Bergman and senior right tackle Adam Falk.

Quarterbacks

Senior Eric Sanders returns for his final season at the helm of the Panther offense.

Although Sanders' offensive numbers in 2006 were not as impressive as other quarterbacks around the nation, he does contribute a very impressive stat — winning.

Sanders has produced a mark of 23-8 as a starting quarterback, and he also has led the Panthers to nine fourth-quarter comeback victories in his tenure at signal caller.

"Eric is a very good quarterback, and he doesn't get flustered," Farley said. "He seems to have a knack for being relaxed and leading this football team to wins late in games. It's never been about the number of

passing yards and touchdown passes — it comes down to winning games, and Eric led us to

quite a few over the past three years."

Sanders is ranked as the No. 4 quarterback in the nation by The Sports Network entering the 2007 season, according to FCS editor Matt Dougherty.

"Sanders might not have the most impressive stat line because of a strong Panther running game, but he has a great chance to once again show the poise under pressure to lead UNI on a playoff run," Dougherty said.

Going into the season, Sanders has passed for 6,170 yards on 477-of-711 passing and 53 touchdowns, while tossing only 17 career interceptions. He is within reach of several Panther passing records including career touchdown passes (77), career passing yards (9,089) and career passing completions (662).

Should the need arise, sophomore Pat Grace will be available as the second-string quarterback. Grace played in only three games last season and did record his first career touchdown pass. Grace performed solidly in the Panthers' spring game as he passed for a game-high 204 yards and a touchdown on 16-of-21 passing.

Prior to last season, Grace shifted between quarterback, linebacker and fullback, but has found his home back at quarterback.

"He's a strong-armed quarterback, and that's where he's most comfortable," Farley said. "I think that is where he is going to have his best opportunity to play for us. He can help us there."

Sophomore D.P. Eyman likely will be the Panthers' third-string signal caller and went 4-of-9 for 26 yards in the spring game.

To add depth to the quarterback mix, Farley went out and signed a pair of Iowa high school preps in the 2007 recruiting class. Zach Davis (Washington High School) and Caleb Walter (West Branch High School) will both redshirt this season while learning the Panther offense.

Running Backs

The Panthers enter the season with a two-headed attack at running back with senior Darian Williams and junior Corey Lewis sharing the duties.

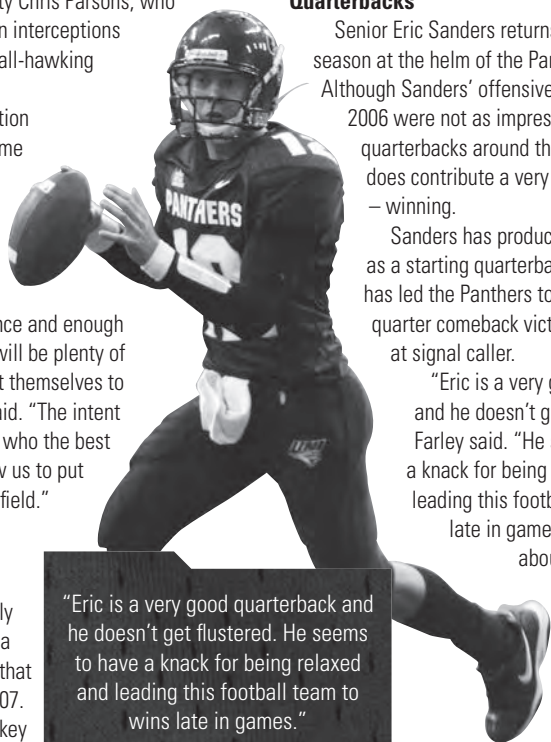
Williams earned Gateway Football Conference Newcomer of the Year honors last year as he rushed for 653 yards and five touchdowns. While filling in for an injured Lewis, Williams secured three straight 100-plus rushing games.

"Darian did a tremendous job last season and was rewarded for his effort with the Gateway Newcomer honors," Farley said. "He got his opportunity, and he ran with it. That could have been a tough stretch for us without an injured Corey, but Darian did not let us down and had a great stretch of games."

Lewis was on pace for a 1,000-yard season before a high ankle sprain forced him to miss all or parts of four games. But Lewis still rushed for a team-high 894 yards and 10 touchdowns despite the injury. Lewis tallied six 100-plus rushing games in 2006.

"Corey was having a great year but unfortunately he had that ankle injury against Iowa State," Farley said. "But because we had Darian step up, we didn't have to rush Corey back from his injury. Now that we've established both Darian and Corey in the backfield, it gives us so many options heading into this year."

Redshirt freshman Taylor Brookins will look to see



"Eric is a very good quarterback and he doesn't get flustered. He seems to have a knack for being relaxed and leading this football team to wins late in games."

his first collegiate action this year.

Brookins rushed for 56 yards and a touchdown in the spring game.

"Taylor had a good spring," Farley said. "He made some nice cuts and some nice runs, and that is going to give him confidence. It can be tough when you don't get all those opportunities during spring drills because we're running Corey and Darian so much. The spring game will give Taylor plenty of confidence."

Farley also added three newcomers in junior college transfer Steven Harper (Iowa Central Community College) and freshmen John Shaw (Bridgton Academy) and Josh Collins (Sioux City West High School) to strengthen the depth in the backfield.

Fullbacks

Sophomore Derrick Law and senior Josh Firstley will battle for the starting fullback position. Law had gained a slight edge heading into the fall camp after rushing for 92 yards and a touchdown in the spring game.

Firstley is back for his third season with the Panthers after transferring to UNI in 2005 from Ellsworth Community College. Firstley rushed seven times for 21 yards in the spring game.

Wide Receivers

The Panthers return four wideouts from last season and will have to depend on some talented newcomers in 2007.

Junior Johnny Gray is the Panthers' top returning receiver as he tallied a team-high 41 receptions for 607 yards and five touchdowns. Gray earned honorable mention all-Gateway honors as a receiver/returner.

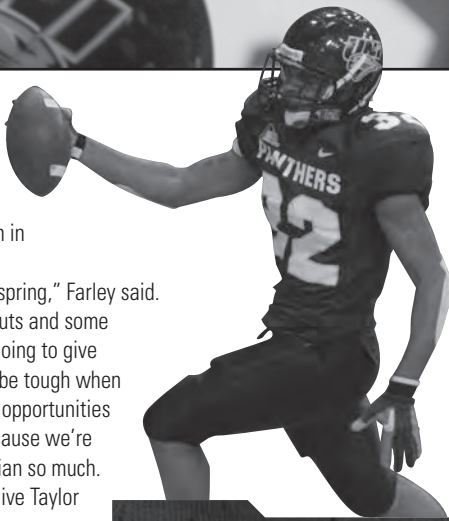
"Johnny is the type of player we will try and get touches for him any way we can," Farley said. "He is a threat rushing, receiving and returning kicks. He is a game-changer."

Seniors Terrell Allen and Victor Williams return for their final year in a Panther uniform. Each saw significant time last season and made contributions throughout the year. Allen notched 19 catches for 274 yards and two touchdowns, while Williams nabbed five catches for 102 yards and two scores.

"Having a year under their belts in our system will allow them to flourish this season," Farley said. "Sometimes it takes a full year for everything to come together after you transfer. Both Terrell and Victor will provide us with a long-ball threat."

The other returnee is senior Whitney Lewis, who is making the transition to wide receiver after serving as a running back last season. Lewis is no stranger to the wide receiver position as he played wideout in his final year at USC before transferring to UNI.

"Our running back situation was pretty full and we decided that the best way to take advantage of Whitney's talent was to move him to receiver," Farley said. "Whitney is a talented athlete, and this way we



"Darian did a tremendous job last season and was rewarded for his effort with the Gateway Newcomer honors."

can get him the ball while he's already in motion."

After the first four receivers, the Panthers will have to depend on some new faces in 2007. Redshirt freshman Maurice Turner will see his first action after redshirting in 2006. Farley also added a trio of true freshmen in Montari Leonard (Mainland High School), Kendall McKellum (Nathan Hale High School) and Michael Penn (Southwest High School) and a junior college transfer in Ben Alford (NIACC).

"I think we've got a very talented crew of wide receivers with the four we have coming back and the four newcomers coming in," Farley said. "This corps of receivers gives us plenty of options to use in the passing game."

Junior Tyler Reagan also could see action at the receiver position.

Tight Ends

The tight end position is likely the most crowded position for the Panthers because as many as six different players could see action. The three leading the way into fall are sophomore Austin Howard, sophomore Sam Peterson and redshirt freshman Schuyler Oordt.

"Austin has done a real nice job for us," Farley said. "He's a real big man who can do some things in the blocking system. Sam has also done a very nice job along with Schuyler. They are probably the three guys there right now, but Schuyler was the one who stepped up and kind of hit the surface for the first time this spring."

Sophomore Joel Gilson, sophomore Ryan Mahaffey and redshirt freshman Eric Reimer also have shown they can contribute at the tight end slot. However, it is likely they will have to contribute on special teams before they crack the top three.

DEFENSE

Defensive Line

With five players back with starting experience from last year, the Panther defensive line will be a force to be reckoned with in the 2007 season.

Senior defensive end Jordan Lacy and junior defensive tackle Mark Huygens each earned second-team all-Gateway honors a year ago. Huygens ranked second in the league in quarterback sacks, while Lacy ranked No. 8 in the conference. Huygens enters the season ranked as the No. 3 defensive tackle in the nation, according to The Sports Network.

Add in junior defensive tackle Everette Pedescleaux

and redshirt freshmen tackle Chuck Kinney and end James Ruffin and the Panthers display a formidable frontline for opponents to encounter. Both Kinney and Ruffin earned Gateway All-Newcomer team honors in 2006.

"The defensive line is certainly one of the strengths of this football team," Farley said. "With the talent we have returning and another year under their belts, we should be able to match up against anyone in the country."

Throw in senior tackle Jeff McGaster, sophomore tackle Wes Lane, sophomore tackle Nate Herrig and sophomore David Bohnstengel along with junior college transfer Jeremy Robertson and the Panthers have solid backups across the board.

Linebackers

Injuries slowed the Panthers last season at the linebacker slot, but this year's crew will look to bounce back and make plays across the board. The Panthers return two starters and will look to add some youth into the mix in '07.

Senior Brannon Carter looks to lead the way from one of the outside linebacker slots. Carter was an honorable mention all-Gateway pick last season after he tallied 55 total tackles and six tackles-for-loss.

"Brannon was slowed early in the year with injuries but came on strong late to bolster the outside linebacker position," Farley said. "If Brannon stays healthy, he is an all-conference linebacker."

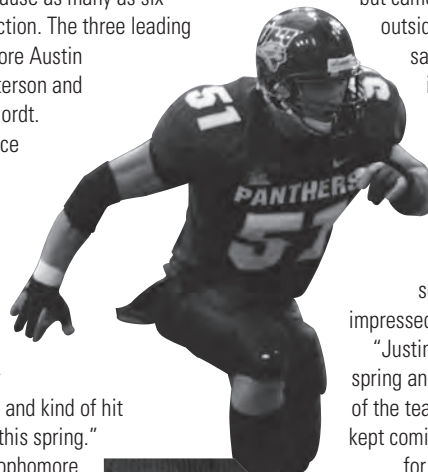
Junior Justin Kirk will look to become the starting middle linebacker after racking up 17 tackles in a reserve effort a year ago. But this time around Kirk made a serious mark in spring drills and impressed the coaching staff.

"Justin really came on strong in the spring and established himself as one of the team's leaders," Farley said. "He kept coming with big hits and had a nose for the ball in the spring. He really stepped up."

Senior Araf Evans and redshirt freshman Jamar Thompson are battling for the other outside linebacker slot. Evans is looking to return from a season-ending elbow

injury he suffered on Oct. 14, 2006, against Indiana State. Prior to his injury, Evans had notched 18 tackles and two TFLs.

"It was really unfortunate for Araf to suffer the injury he did and especially at the time it occurred," Farley said. "We had inserted him into the starting lineup only two games before that and was really making a difference on the field. To Araf's credit, he has rehabbed hard since then and was even available for us in the spring but we limited his play in contact drills to make sure everything was fine. If we would have given him the go ahead, there's no doubt in my mind Araf would have been right in there making plays in the spring."



"Justin really came on strong in the spring and established himself as one of the team's leaders."

Redshirt freshman Tyler Epstein and sophomore Josh Mahoney also will see plenty of action this season. Epstein earned the Scout Team's Defensive MVP award, while redshirting last season. Mahoney saw action in all 11 games and registered four stops. Farley also added junior college transfer De'Veon Harris (NIACC) in the recruiting class.

Defensive Backs

Even with three returning starters in the fold, the Panthers' defensive backfield could have the most new faces of any UNI group. The Panthers also must find a replacement for the departed Dre Dokes, who led the nation in interceptions (7).

Senior safety Chris Parsons will do his best to keep up his interception pace from a year ago. He tied for second in the nation with six interceptions. Parsons ranked second on the squad with 67 total tackles, while earning second-team all-Gateway honors.

"Chris is not only a player who can come up with the big hit, but he has a nose for the football," Farley said. "Here is a guy who started out as a quarterback when he got here as a freshmen and is now an all-conference defensive player."

Joining Parsons at the other safety spot will be senior Clifford Waters. Waters began the 2006 season behind starter Matt Tharp, but worked his way into the starting lineup by the third game and did not look back.

"We can play Clifford up the box and use him as an extra linebacker but he also has the speed to drop back into coverage," Farley said.

Junior Nick Nelson will team with junior college transfer Curtis Meier (Iowa Central) to serve as backups at the safety slots. Meier added an interception in the spring game.

Senior Nick Alvarez and junior Terrell McMoore are battling for the left cornerback slot. Alvarez started the final six games of the season and prior to that McMoore had started the previous three games. Alvarez had 26 total tackles last season, while McMoore notched 20 stops.

Junior college transfer Adam Roberts (Northeastern Oklahoma A&M CC) will challenge junior Sean McMoore for the right cornerback position. Another junior college transfer Darrell Lloyd (Iowa Central) and incoming freshman LaQuentin Black also could see time at corner in '07.

SPECIAL TEAMS

Placekicker

The Panthers' biggest question mark heading into the 2007 season will come in the special teams category. UNI must find a replacement for Brian Wingert, the school's all-time leading scorer with 331 points. Wingert also set the school record with 60 field goals and scored in 36 consecutive games to finish his Panther career.

Heading into the fall, two replacements have risen to the challenge. Redshirt freshman Billy Hallgren and sophomore Nate Rausa exchanged kicks throughout the spring but nothing has been decided yet.

"Brian Wingert was a special player for us, and it's always going to be tough when you have to replace the

all-time leading scorer, but I have all the confidence in both Billy and Nate," Farley said. "Each of them will kick some more in the fall and hopefully by the time the first game comes around we'll know who our kicker is going to be."

Punter

UNI also is looking to replace Adam Kos, who served as the Panther punter for the past two seasons.

Sophomore Brook Black came out of the spring game as the leading contender to take over Kos' duties. Black transferred to UNI from Baylor University and punted seven times in the spring game for a 35.4 average and a long of 46.

"Brook did a nice job in the spring game," Farley said. "He was consistent and had both distance and hang time. Those are all the things you look for in a punter, and he had to do it on numerous occasions."

Sophomore Matt Asman also is challenging Black for the starting punting job. Asman punted three times for a 28-yard average in the Spring Game.

Return Specialists

The Panthers will look to get the ball in Johnny Gray's hands as many times as they can this season, including as a kick and punt returner. Gray led the Panthers with 245 kick return yards and 155 punt return yards in 2006 – look for those numbers to grow in 2007.

"Johnny is an electric player and he can showcase those talents every time in the kick and punt return games," Farley said.

SCHEDULE

The Panthers' schedule features five home games, including four of the final six games in the UNI-Dome.

UNI will open the season at home against Minnesota State, Mankato, Aug. 30. UNI's Homecoming contest will take place Oct. 13 against Southern Illinois. Family Day is set for Oct. 27 when the Panthers take on Youngstown State.

UNI will play five non-conference opponents in the 2007 season including Minnesota State (Mankato), Iowa State, South Dakota State, Drake and Southern Utah.

The Panthers will play only six Gateway Football Conference games for the first time since the 2000 season.

UNI will begin its 2007 season in the UNI-Dome against Minnesota State, Mankato, Thurs., Aug. 30 at 7:05 p.m. The last meeting between the Mavericks and Panthers came in the 2004 season when UNI tallied a 40-0 win over MSU in the UNI-Dome. UNI holds an 11-2-3 lead in the all-time series.

The Panthers then play their next four games on the road. UNI will travel to Iowa State Sept. 8 for a match up with the Cyclones. Iowa State scored a 28-27 win

over UNI last season and holds an 18-3-3 all-time lead in the series.

UNI will travel to Brookings, S.D., Sept. 15 to take on future Gateway opponent South Dakota State. The Panthers scored a 27-17 victory over the Jackrabbits last season in the UNI-Dome. UNI leads the all-time series, 23-16-2.

UNI will make its second trip in as many seasons to Des Moines to take on the Drake Bulldogs Sept. 22 at Drake Stadium. Last season, the Panthers and Bulldogs met to open the season with UNI coming away with a 48-7 win in front of 10,107 fans. Drake holds a 25-19-1 lead in the all-time series.

The Panthers' Gateway Football Conference opener will be Sept. 29 at Illinois State. Illinois State is coming off 9-4 season, which saw them reach the quarterfinals of the Football Championship Subdivision (FCS) playoffs. UNI notched a 38-27 win over Illinois State in 2006 and holds a 15-8 lead in the all-time series between the two schools.

The Panthers will close the season by hosting four of its final six games. UNI will return to the UNI-Dome for the first time since Aug. 30 when it hosts Southern Illinois in the Homecoming contest Oct. 13. Southern Illinois posted a 9-4 record last year and reached the FCS quarterfinals before falling to Montana. UNI will be looking for some revenge after SIU toppled the Panthers last season, 47-23.

UNI will travel to Macomb, Ill., Oct. 20 to take on the Western Illinois Leathernecks. WIU shocked the Panthers last year in the UNI-Dome, 24-13. UNI has a 23-12 lead in the all-time series with WIU.

Family Day is set for Oct. 27 with the Panthers playing host to the Youngstown State Penguins. YSU finished the 2006 season ranked

No. 4 in the nation with an 11-3 record and reached the semifinals of the FCS playoffs. UNI's 31-23 win at Youngstown State was the only loss during Gateway play for the Penguins in 2006. UNI

leads the all-time series, 15-6.

The Panthers will take to the road for the final time in the 2007 season with a Nov. 3 game at Missouri State. UNI scored a 38-7 win over the Bears last year in the UNI-Dome. The Panthers hold a commanding 22-5 advantage in the all-time series.

UNI will wrap up Gateway play with a Nov. 10 home contest against Indiana State. UNI secured a 34-14 win last season in Terre Haute, Ind. The Panthers hold a 19-4 all-time series leader over the Sycamores.

Senior Day will put a cap on the regular season Nov. 17 when the Panthers host the Southern Utah Thunderbirds in the UNI-Dome. The squads have met twice with the Panthers coming out on top on both occasions. The last meeting occurred in 1997 when UNI scored a 53-33 win over SUU.



"Johnny is an electric player, and he can showcase those talents every time in the kick and punt return games," Farley said.



Head Coach Mark Farley.....	24-27
Associate Head Coach Bill Salmon.....	28
Assistant Coach Mario Verduzco	29
Assistant Coach Rick Nelson.....	30
Assistant Coach Atif Austin.....	31
Assistant Coach Chris Klieman.....	32
Assistant Coach Jerry Montgomery.....	33
Assistant Coach Scott Frost.....	34
Assistant Coach Erik Chinander	35
Assistant Coach Keith Harms.....	35
Behind the Scenes	36

COACHING STAFF

HEAD COACH MARK FARLEY



MARK FARLEY
Head Football Coach
UNI '86

Once known as the "walk on from Waukon" when he wore a Panther football uniform, head coach Mark Farley has taken the UNI Panther football team to new heights.

In 2006, Farley guided the Panthers to another Top-25 ranking and a second-place finish in the ultra-competitive Gateway Football Conference. UNI's offense finished the year ranked No. 4 in the nation and senior defensive back Dre

Dokes led the nation with seven interceptions.

Now in his seventh year as the Panther mentor, Farley never has felt more at home. Through his leadership, the Panthers have returned to the glory days when they won seven straight conference titles and made seven consecutive FCS (Football Championship Subdivision – formerly I-AA) playoff appearances in the decade of the '90s. In Farley's six years at the helm, UNI has won at least a share of three Gateway Conference titles. UNI has also advanced to the quarterfinals (2003), semifinals (2001) and the national title game (2005) in each of those three seasons.

Farley's 2005 Panthers made school history by reaching the first NCAA FCS national championship game in the program's history. The Panthers reached the final by edging out No. 15 Eastern Washington (38-35), No. 1-ranked New Hampshire (24-21) and No. 4 Texas State (40-37) in overtime.

UNI's 2005 Gateway Conference title run is one that will stick in the memory banks of all Panther fans. UNI dropped to 2-2 in the Gateway and 4-3 overall after a disappointing 38-3 loss to Illinois State.

"We talked after that game that our goal was to go from worst to first - and not just first in the Gateway Conference," Farley said.

The Panthers then pulled off the unthinkable as they knocked off three-ranked opponents in three weeks to capture a share of the Gateway Conference title.

UNI scored a 21-7 home win over No. 11-ranked Youngstown State. UNI followed it up with an amazing 23-20 double-overtime win at No. 6 Western Kentucky. Western Kentucky was set to win the game on the final play, but UNI's Everette Pedescleaux blocked the field goal and the Panthers eventually won the game on a 20-yard touchdown strike from Eric Sanders to Justin Surrency.

The Panthers concluded their conference run with a dramatic, come-from-behind thriller with No. 4-ranked Southern Illinois in a raucous UNI-Dome in front of 15,536 fans. The Panthers trailed 24-10 entering the fourth quarter but responded with 15 points in the final 15 minutes to score a 25-24 win. UNI scored the go-ahead touchdown on a 4th-and-2 when Sanders hooked up with Jamie Goodwin for a 35-yard score. UNI then held the Salukis when senior linebacker Darin Heideman nabbed SIU running back Arkee Whitlock short of the

first down marker and the celebration was on.

"I think it's the most quality team you could put together," Farley said. "When I say a team, it was 56 guys who stepped up, put together a run and beat many teams, and we had to do it on the road. It's hard to put together a team like this without any superstars, but with guys who were always there for you and believed in each other. It's a special group."

Farley earned Northwest Region Coach of the Year honors from Don Hansen's Football Gazette and he finished 15th in the Eddie Robinson Award balloting.

"This is home to me," he said at the time of his selection as UNI's head coach. "Through football, I've been presented with great opportunities in my life and this is by far the best experience. I am so excited for this opportunity."

In his first season, Farley led the Panthers back to the FCS elite. UNI finished 11-3 overall in 2001, placed first in the Gateway Football Conference with a 6-1 mark, and advanced to the FCS national semifinals for the fifth time in school history. It was the Panthers' first conference title and playoff appearance since 1996.

During the season, UNI defeated five ranked FCS opponents and FBS (Football Bowl Subdivision) opponent Ball State, which went on to defeat Motor City Bowl-bound Toledo later in the year. The Panthers finished the season ranked fourth in both The Sports Network and ESPN/USA Today final FCS polls.

The conference and the nation took notice. Farley was named the league's Bruce Craddock Coach of the Year and American Football Coaches Association (AFCA) Region 4 Coach of the Year. He placed third in the Eddie Robinson Award balloting, an honor given to the top FCS coach by The Sports Network. He received 16 first-place votes, the most of any candidate. He still sits atop the Gateway Conference with the best record for rookie coaches.

The following year did not live up to pre-season expectations following the success of 2001 as the Panthers finished 5-6 overall. Injuries, graduation and



inexperience on defense took a toll.

The Panthers re-grouped in 2003 to claim a share of the conference title when it won a hard-fought, come-from-behind contest against previously undefeated and No. 2-ranked Southern Illinois in the final regular season game. UNI went on to defeat No. 24-ranked Montana State in the UNI-Dome in the first round of the playoffs, then was sent on the road to No. 3 and eventual national champion Delaware, where it fell 37-7 on a cold and snowy afternoon to finish 10-3 overall. The Panthers were ranked fifth in The Sports Network/CSTV final Top 25.

Throughout the season, UNI defeated four ranked teams and appeared on television five times. Farley again was a finalist for the Eddie Robinson Award.

When all was said and done in 2004, the Panthers were judged on their first five games, and not their final six. Despite six consecutive victories by an average margin of 23.7 points, UNI couldn't overcome a 1-4 start to begin the year. As a result, the Panthers were passed over for the FCS playoffs but finished on a high with a 7-4 record, including a 5-2 mark in the always tough Gateway to place third behind post-season selections Southern Illinois and Western Kentucky. Their strong finish earned them a No. 25 ranking in both The Sports Network and ESPN/USA Today final polls.

Farley grew up not far from Cedar Falls, and the UNI-Dome, in a small community called Waukon. He was a three-sport standout at Waukon High School. He played quarterback his junior year and tailback his senior year, while also seeing time at strong safety. He was a forward on the basketball team (all-conference two years) and a pitcher and short stop for the baseball team (all-conference three years). Despite his success, he wasn't highly recruited and he took a year off before pursuing his college degree.

His job as a truck driver brought him through Cedar Falls each Monday. He would drop into the UNI-Dome to check out the Panther football team. In the fall of 1982, he walked on to the team, redshirting that first season. He received the Special Team Award his second year, then became a starting inside linebacker three years. He earned honorable mention all-America honors twice, was named Gateway Conference co-Defensive Player of the Year, was selected a team co-captain, and was named a two-time academic all-American. He led the team in tackles three consecutive years.

During Farley's three years as a starter, UNI compiled a 27-7-1 record and advanced to the 1985 FCS semifinals.

Farley went straight from a player to a graduate assistant for two years under Coach Darrell Mudra and then was elevated to a full-time assistant. Between 1987-96, he was the position coach for such former UNI stars as Bryce Paup, James Jones, William Freeney and Andre Allen. Paup and Jones went on to play in the NFL, of course, while Allen and Freeney played in the Arena League and CFL. Four times Farley's players were named league Defensive Players of the Year.

In total, he coached five UNI all-Americans and 22 all-conference selections the first time around on staff. He also was the punt return specialist. That segment had a NCAA average ranking of sixth from 1989-1993, with two second-place statistical rankings. He also served as the team's Strength and Speed Coordinator. He was a Certified Strength and Conditioning Specialist and a Certified Level 1 Coach of the U.S. Weightlifting Federation. He designed

THE FARLEY FILE

Awards & Honors

- 2005 Guided UNI to First-Ever National Title Game
- 2005 Northwest Region Coach of the Year (Football Gazette)
- 2001 AFCA NCAA FCS Region 4 Coach of Year
- 2001 Gateway Bruce Craddock Coach of the Year
- Placed 3rd in 2001 Eddie Robinson Award balloting
- Placed 10th in 2003 Eddie Robinson Award balloting
- Placed 15th in 2005 Eddie Robinson Award balloting
- Best record (11-3) of all Gateway Conference rookie coaches

Coaching Experience

- 1986-88 Graduate Assistant, University of Northern Iowa
- 1989-97 Assistant Coach, University of Northern Iowa (Inside & Outside Linebackers, Strength Coach C.S.C.S)
- 1996 Recruiting Coordinator, University of Northern Iowa
- 1997-2000 Assistant Coach, University of Kansas (Linebackers)
- 2001-Present Head Coach, University of Northern Iowa

Education

- Waukon (IA) High School, 1981
- University of Northern Iowa, 1987 (Bachelor of Arts, Education)
- University of Northern Iowa, 1994 (Master's in Health Education)

Playing Experience

- University of Northern Iowa, 1983-86

Highlights

- Three-year starter at inside linebacker
- Led the team in tackles 1984-86
- 1985 Gateway Conference Co-Defensive Player of the Year
- Co-captain of 1985 FCS national semifinal team
- Three-time first team all-conference
- Two-time honorable mention all-American
- Two-time academic all-American
- Outstanding Senior Athlete-Variety Club of Iowa
- UNI Purple and Old Gold Award

Familiar Names Played With

- Brian Baker, Bill Bealles, Jeff Bealles, Carl Boyd, Mark Caballero, Spencer Cowan, Joe Fuller, Mark Hanssen, Larry Miller, Mike Molstead, Joe O'Brien, Bryce Paup, Errol Peebles, Mike Smith, Mark Steines, Art Stelken, Bob Storbeck

Familiar Names Coached

- Andre Allen, Dre Dokes, William Freeney, James Jones, Bryce Paup, Benny Sapp, Brian Wingert

Personal

- Hometown: Waukon, Iowa
- Family: Wife Lori; sons Jake, 16, and Jared, 11; daughter Jamie, 14.

and coordinated the reconstruction of UNI's strength facility and implemented individualized computer weight training programs.

With the success of individual players, the Panther program grew into a national power under Mudra and then, Terry Allen. As previously mentioned, UNI won seven consecutive Gateway titles, made seven straight FCS playoff appearances between 1990-1996, eight total, including advancing to two semifinal games. The Dome was packed with several sellouts.

Jones, a 1991 NFL third-round pick by the Cleveland Browns, said of Farley in a post-hire interview, "He makes athletes get the most out of themselves. One thing all of us under him did was work hard. That's the way he coached it, and that's what he expected out of you. He was just one of those coaches you wanted to go out there and play your hardest for. He'll probably still have (that)

energy when he's 65. That's just coach Farley."

When Terry Allen left the Panthers in 1997 to become head coach at the University of Kansas, Farley was one of UNI's assistants to follow. Farley was the Jayhawks' inside and outside linebacker coach. In Lawrence, he coached two all-Big 12 players, one all-American and five Players of the Week. He produced the KU all-time sack leader for season and career and recruited the 1999 Big 12 Newcomer of the Year. He was rated one of the top recruiters in the Midwest by MoKan Recruiting Service. He also assisted with the punt return and block specialists. His players blocked or returned a punt for a touchdown against 11 of the league teams at least once.

At the press conference announcing Farley's appointment, UNI Director of Athletics Rick Hartzell, himself a UNI alum, said, "It took me about an hour to find out what all of you knew a long time ago.



FARLEY VS. ALL OPPONENTS as a Head Coach

	W	L	T	Pct.
Appalachian State	0	1	0	.000
Ball State	1	0	0	1.000
Cal Poly	2	0	0	1.000
Delaware	0	1	0	.000
Drake	2	0	0	1.000
Eastern Illinois	1	0	0	1.000
Eastern Washington	1	0	0	1.000
Illinois State	3	3	0	.500
Indiana State	5	1	0	.833
Iowa	0	1	0	.000
Iowa State	0	4	0	.000
Maine	1	0	0	1.000
Minnesota-Duluth	1	0	0	1.000
Minnesota State, Mankato	1	0	0	1.000
Missouri State	5	1	0	.833
Montana	0	1	0	.000
Montana State	1	0	0	1.000
New Hampshire	1	0	0	1.000
North Dakota	0	1	0	.000
Northern Arizona	2	0	0	1.000
Northern Michigan	1	0	0	1.000
Northwestern State	1	0	0	1.000
Oklahoma State	0	1	0	.000
South Dakota State	1	0	0	1.000
Southern Illinois	3	3	0	.500
Stephen F. Austin	2	1	0	.667
Texas State	1	0	0	1.000
Wayne State (MI)	2	0	0	1.000
Western Illinois	4	2	0	.667
Western Kentucky	3	3	0	.500
Youngstown State	6	0	0	1.000
Totals	51	24	0	.680

Before it was over, we both had tears in our eyes about what (UNI) means to us. There are a whole lot of Panthers out there in the world that are really proud today."

Having worked under, or played for, three of the best football minds in Mudra, Earle Bruce and Allen, there's little doubt Farley knows football. However, it is also his passion, not only for the game, but for the University of Northern Iowa, that after just one season helped carry the Panthers back to the top of FCS football, something which had not been accomplished the previous four years.

"This program is not broken," Farley said upon his appointment. "(The previous staff did) a good job...We just want to take it a step higher, raise the bar to our expectations at the University of Northern Iowa. We want to win the Gateway - we WILL win the Gateway....People are scared to come in (the UNI-Dome). We want to fill this place. You don't know how exciting it was as a player and as a coach with 16,000 people, keys ringing all the time on kickoffs. That's neat. I love it when the opposing team stands at that doorway down there and that is all happening.

"I want our players to feel that because that is a special feeling, and that is why we're here and that's what we're after to achieve, because if you win the Gateway, you can win the national championship. That's how tough this conference is."

Farley also is a players' coach, a coach willing to listen to his players, but who also sets high standards for his team. He set the tone in his first meeting with the squad.

"The first thing that we talked about was this program," he said. "This program is the most important thing. It was here before we were here, and it will be here after we leave. Right now, we represent this program and this university. We represent the community, we represent the state, and we will do everything that we can to put UNI football at the level we're proud of and always have been at this university. This place is important to alumni, just as it is to me."

"When I came (for the interview), I wanted to stop back (in the Dome)," Farley said. "I came to the doors and I stood on that balcony on the concourse. I just wanted to get that energy from the Dome, because there's still something about this place. I looked at the banners and remembered the players that were here. We can be proud of this university in football."

In an interview following Farley's hiring, Mudra, a former head coach at Florida State, now retired and living in Florida, said, "I had three helpers who went on to become NFL head coaches. Farley is as good as any coaching prospect I worked with. I just feel like (UNI) couldn't have hired a better guy. He's a perfect fit for that situation. I think he's bright - real bright. Probably the most important thing is, he's really involved in football. If you cut his head open, nothing would come out but footballs. He's real intense."

WHAT OTHERS ARE SAYING ABOUT COACH FARLEY

DAVE ARNS

Waverly (IA)-Shell Rock High School

"The greatest example of the 'power of pride' that I have seen in many years is what happened to the UNI football team when Coach Farley returned. Yes, he hired a good staff and has recruited well, but the return of Panther Pride to the Dome has been his most notable mark."

PAUL JAMES

Washington High School (Cedar Rapids, IA)

"It appears that Coach Farley and his staff have the UNI football program on track to be consistently among the nation's elite in the FCS. It was just a matter of time before we saw the Panthers battling in the national championship game."

PAT MITCHELL

Cedar Falls (IA) High School

"Coach Farley's teams are always very organized, in top shape, enthusiastic, and play with great passion. The coaches have a sincere and dedicated desire to help the total student-athlete to excel."

RANDY SCOTT

Bettendorf (IA) High School

"Mark and his staff have done an outstanding job of promoting the game of football in the state of Iowa to all of its high schools, players and coaches. The commitment and dedication is easily seen to maintain and improve a quality program."

ED THOMAS

Aplington-Parkersburg (IA) High School

"Coach Farley and his staff are first class and professionals in the recruitment process, and how their players are treated within the program. They do an excellent job of developing their players both on the football field and helping them educationally to obtain their degree. The UNI staff has high expectations of their student-athletes, both on and off the field, and expects them to be gentlemen representing the University of Northern Iowa."

"We have had a number of our players play for the Panthers and they have had a great experience. Coach Farley and his staff have made the Iowa high school players the foundation of the UNI program."

RICK HARTZELL

Director of Athletics, University of Northern Iowa

"I continue to be impressed by the job that Mark is doing to rebuild our football program into the type of program that has the potential to be a championship caliber team every year. He is building with Iowa and mid-west student-athletes as the base and he has re-established the quality relationships necessary with high school coaches. He cares so much about UNI and this head-coaching job and he has done everything he can to help this athletic department by being a 'team' player. He is great to work with, has a huge work ethic and he cares about football players as people. We could not ask for more."

KEN WINKLER

Executive Secretary, Iowa Football Coaches Association, West Marshall (IA) High School

"Mark Farley has revived the proud tradition that surrounds the Panther football program. Energetic and competitive, Coach Farley has an enthusiastic passion for football with a strong commitment to academics. His continuing commitment to excellence includes solid values, high character and a dedication to hard work. He is a member of, and a strong supporter of, the Iowa Football Coaches Association."

DR. ROBERT KOOB

Former President, University of Northern Iowa

"Coach Farley's affable demeanor, commitment to student, as well as athletic success, and his intense competitive spirit make him a great asset to UNI."

TERRY ALLEN

Head Football Coach, Missouri State University (former UNI, Kansas head coach)

"Mark Farley coaches in the same manner in which he went from being a walk on to becoming the Gateway Football Conference Defensive Player of the Year, which is a cross between great dedication and unbelievable determination. I truly believe you see those qualities come shining through when you watch a Farley-coached team."



Jared, Lori, Mark, Jamie and Jake Farley

photo by Vorland Photography



BILL SALMON
Associate Head Coach
Offensive Coordinator
Wide Receivers
UNI '80

The UNI offense could not be in more capable hands as associate head coach and offensive coordinator Bill Salmon begins his 21st season on the sidelines for the Panthers.

Highly regarded as one of UNI's best quarterbacks ever, Salmon (SAHL-mun) rejoined the Panther staff in 2001 as Associate Head Coach, Offensive

Coordinator and assistant in charge of the wide receivers. Prior to his return to UNI, Salmon served as the offensive coordinator at the University of Kansas from 1997-2000. Salmon was also the running backs coach for the Jayhawks in 1999 and 2000.

"It's still UNI," he said upon his return to the Cedar Valley. "Still football. Still people I know. It's easy. This is home."

Bill Salmon is a native of Cedar Falls, a graduate of Cedar Falls High School and a UNI football alum.

Salmon started three years at quarterback (1973-75) for the Panthers and was known for his excellent throwing arm, quick release, great quickness, speed, football knowledge (he called about 75 percent of his own plays), and was superb at running the Panther veer attack. He ran as good as any running back, and was not afraid to do so.

He was a third team all-America selection and North Central Conference Offensive Player of the Year following his senior campaign when he led UNI to the NCAA Division II playoffs. He set a multitude of school records, including throwing for 4,342 regular season career yards and gaining 5,371 yards in total offense. He was drafted in the 10th round by the Minnesota Vikings, but an off-season knee injury ended his playing career.

Former UNI director of athletics and head football coach, Stan Sheriff, called Salmon "the greatest and smartest quarterback I've ever coached. He can throw the ball a mile, runs like any back and could even kick if we asked him to. I've

never seen a quarterback with as much talent, confidence, poise and knowledge as Bill Salmon has. But it's his take-charge attitude and game-breaking capabilities which really makes him great."

Salmon first served as a UNI assistant from 1983-96, coaching the wide receivers and running backs. He was Farley's first appointee when he was hired at UNI as head coach.

"Trust is the number one reason," Farley said when describing why he wanted Salmon on his staff. "I was a defensive coach and I wanted someone I could turn the offense over to, and let them control that phase of the game."

Widely known as a throwing team in the past, Salmon shifted UNI's focus in 2001 from the pass to the run because of the talent available. The Panthers averaged 289.5 passing yards and 149.5 yards rushing in Coach Mike Dunbar's last year at the helm. In 2001, the Panthers averaged 164.9 yards passing and 191.4 yards on the ground. The trend continued over the next three years, with UNI averaging 186.2 yards passing and 203.7 yards rushing in 2004.

In 2005, the Panthers' offense flourished and set a school record with 6,008 yards of total offense. UNI also set school marks in points scored (449), offensive plays (1,024) and first downs (298). UNI ranked No. 6 in the nation in pass efficiency, No. 31 in passing offense, No. 32 in scoring offense and No. 34 in total offense. The Panthers placed first in the Gateway in passing efficiency, fourth in pass offense, fifth in rushing offense and fifth in total offense.

The Panther offense continued to put up impressive numbers in 2006. UNI ranked No. 4 in the nation in total offense (408.3 yards/game), 8th in passing efficiency (152.45 rating), 10th in rushing offense (219.3 yards/game) and 11th in scoring (31.0 points/game). In 2006, the Panthers led the Gateway in total offense.

Salmon has coached 26 Panther all-conference selections, six all-Americans and six wide receivers who have gone on to play in the NFL, including wide receiver Dedric Ward, who was a third-round selection in the 1998 NFL draft by the New York Jets. Salmon's latest pro protégé is Justin Surrency. Surrency inked a free agent deal with the Minnesota Vikings and played the spring of 2007 in NFL Europa for the Amsterdam Admirals.

His wife's name is Kim. He was born Jan. 27, 1954, in Des Moines, Iowa. He graduated from Cedar Falls High School in 1972, where he was an all-conference, all-district and all-state selection and a team MVP.

THE SALMON FILE

Awards & Honors

- 2001 UNI Athletics Hall of Fame

Coaching Experience

- 2001-Present UNI Assoc. Head Coach/Offensive Coord./Wide Receivers
- 1998-00 Kansas Offensive Coord./Running Backs
- 1997-99 Kansas Offensive Coord./Tight Ends
- 1996 UNI Wide Receivers
- 1988-95 UNI Running Backs
- 1986-87 UNI Wide Receivers
- 1983-85 UNI Running Backs

Education

- University of Northern Iowa (Bachelor's), 1980

Playing Experience

- University of Northern Iowa, 1972-76
- 1974 Honorable Mention All-American, Honorable Mention All-North Central Conference
- 1975 North Central Conference MVP, 1st team all-conference, 3rd team All-American
- Set nine school records

Personal

- Born: [redacted] in Des Moines, Iowa
- Hometown: Cedar Falls, Iowa
- Family: Wife, Kim



Bill and Kim Salmon

photo by Lloyd Kirshenman



MARIO VERDUZCO
Co-Offensive Coordinator
Quarterbacks
San Jose State '86

When UNI head coach Mark Farley went looking for a quarterbacks coach, he could not have landed a better technician than Mario Verduzco.

Verduzco spent five years (1996-2000) working with the signal callers and as recruiting coordinator at Rutgers University in Piscataway,

N.J., the last season as head quarterbacks coach. During his tenure at Rutgers, he developed what has been described as one of the best Quarterback Schools in the country, when young players from around the country spent four days learning the skills, both mentally and physically, of quarterbacking.

His prize pupil, Rutgers quarterback Mike McMahon, quarterbacked the Detroit Lions and is a former Quarterback School participant. In total, he has coached four quarterbacks who have gone on to play in the NFL. Added to the list is UNI's Tom Petrie, who signed a free agent contract with the Washington Redskins in April 2005.

Verduzco himself learned the trade from the best, working under head coach Terry Shea at San Jose State and at Rutgers. Shea has moved on to coach in the NFL.

Prior to being named at Rutgers, Verduzco was associate head coach, offensive coordinator, and quarterbacks and receivers coach at De Anza College in Cupertino, Calif., beginning in 1991, moving up to head coach from 1994-95. While coaching at De Anza, he spent time with arguably one of the best NFL coaches in history as both Bill Walsh and his mentor, Shea, conducted a private NFL quarterback camp at De Anza.

Verduzco began his coaching career at Soquel High School in 1977 before moving on to Gavilan College as Offensive Coordinator and quarterbacks and receivers coach in 1987. From 1990-91, he served as graduate coach at San Jose State before moving on to De Anza.

The cousin of former Illinois and British Columbia record-setting quarterback Jason Verduzco and uncle of former Yale quarterback Bobby Verduzco, he graduated from San Jose State in 1988 with a degree in Human Performance. He received his master's in Biomechanics and Exercise Physiology from SJSU in 1990. That's when he authored the book "Quarterbacks Born or Made? The Biomechanics of the quarterback position: An integrative approach."

Upon his appointment at UNI, Verduzco said, "I think (the Panther quarterbacks) have enjoyed having me come in. I don't know a lot of things, but I know three things – there is a God, I'm not God, and the best thing there is in the world is coaching quarterbacks."

Farley said, "Mario coaches quarterbacks like I coach linebackers. He's real detailed. He's in-depth about angles."

Verduzco's tutelage paid off big time in 2001. UNI true freshman quarterback

Petrie was named the Gateway Conference's Freshman of the Year and to the league's All-Newcomer Team. He passed for more than 2,300 yards in 2003 and was ranked No. 23 in the nation in efficiency. His 18 touchdowns with just seven interceptions helped UNI finish first in the Gateway in turnover margin. After Petrie sustained a season-ending injury in the team's fourth game of the year last season, redshirt freshman Eric Sanders took over the role and was named the league's Freshman of the Year when it all was over. He completed 95-of-150 passes for 1,307 yards, setting a school freshman record, and seven TDs.

Under the assistance of Verduzco, Sanders continued his development into one of the nation's best FCS quarterbacks. In 2005, Sanders passed for 2,929 yards and 23 touchdowns. In leading UNI to its first-ever appearance in the

THE VERDUZCO FILE

Coaching Experience

- 2001-Present UNI
Quarterbacks
- 2000 Rutgers
Quarterbacks/Recruiting Coord.
- 1996-99 Rutgers
Asst. Quarterbacks/Recruiting Coord.
- 1994-95 De Anza College
Head Coach
- 1991-93 De Anza College
Assoc. Head Coach/Offensive Coord./Quarterbacks/Receivers
- 1990-91 San Jose State
Graduate Assistant
- 1987-89 Gavilan College
Offensive Coord./Quarterbacks/Receivers
- 1982-86 Soquel High School
(Soquel, CA)

- 1979-81 Soquel High School
Defensive Coord./Defensive Backs/Linebackers
- 1977-78 Soquel High School
Defensive Backs

Education

- San Jose State (Bachelor's Human Performance), 1988
- San Jose State (Master's Biomechanics and Exercise Physiology), 1990

Personal

- Born: [redacted] in Pittsburg, Calif.
- Hometown: Pittsburg, Calif.
- Family: Wife Cate, son Charles, 12



Mario and Cate, with son Charles

FCS national title game, Sanders passed for a FCS postseason-best 1,113 passing yards on 87-of-127 passing with seven touchdowns. In 2006, Sanders earned second-team all-Gateway honors as he passed for 1,934 yards and 15 touchdowns in leading UNI to a 7-4 overall record.

Verduzco was born on May 23 in Pittsburg, Calif. His wife's name is Cate and the couple has a 12-year-old son, Charles.

ASSISTANT COACH RICK NELSON



RICK NELSON
Recruiting Coordinator
Offensive Line
UNI '84

Recruiting coordinator and offensive line coach Rick Nelson returns for another year on the Panther sideline. This season will mark the 18th year he has been an offensive line coach in the Gateway Conference.

Nelson is one of four former Panther players on this year's staff and he was re-hired by UNI in February 2000 after spending 11 years at Missouri State in

Springfield, Mo.

Under Nelson's assistance in 2006, the Panther offensive line helped the squad to a No. 4 ranking in the nation in total offense (408.3 yards/game). Leading the unit was second-team all-America pick Chad Rinehart at left tackle.

In 2005, Nelson and offensive line contributed to the Panthers' offense which set records for points (449), total offense (6,008), offensive plays (1,024) and first downs (298).

Nelson was a two-year letterman for UNI as an offensive lineman when he played from 1980-83. He received his bachelor's degree in 1984 and served as the Panthers' Strength and Conditioning coach and graduate assistant for two years before going to Garden City Community College as offensive coordinator and strength coach. The Bronc Busters placed second in the Jayhawk Conference in 1987 and captured the title in 1988.

From Garden City, Nelson moved on to Gateway Conference-foe Missouri State University, serving as offensive line coach from 1989-99. He was head football coach and physical education instructor at Woodward High School in Woodward, Okla., in 1999.

While playing for the Panthers, Nelson was a member of the 1984 and '85 conference championship teams which advanced to the FCS playoffs. At Missouri State, he was a member of a staff that broke 35 offensive



records. He coached four Bear offensive linemen who signed with the NFL. Six of his Missouri State players were named all-American, 20 were named all-conference, four were selected Academic All-Americans, and two were named to the Gateway Conference All-Decade Team. Two of the Missouri State teams won consecutive conference titles and advanced to the FCS playoffs during his tenure.

Nelson has coached nine linemen who have gone on to play in the NFL, 12 all-conference selections and four all-Americans at UNI, including Ben Deike, who was named a first-team College Sports Report.com all-American, second-team by the Associated Press and The Sports Network, in 2003. Luke Stigler was a first-team all-conference pick in 2004. Chad Rinehart was a first-team

all-Gateway pick in 2005 and 2006, while Joe Loddell was an honorable mention all-conference pick in 2005 and earned second team honors in 2006. Brad Harms was an NFL free agent in 2000.

Nelson received UNI's "Oil Can Award" in 1983, given by the coaches to the player showing ability, performance, attitude and leadership. As a prep at Urbandale High School, he was selected to the Iowa High School Boys Athletic Association All-State Football Team, Central Iowa All-Conference, and Urbandale's MVP in 1978.

He and his wife, Jamie, have two children – Nick, 22, who will be a junior safety on the 2007 UNI football team, and Wes, 18.



Jamie, Rick, Nick and Wes Nelson

photo by Vorland Photography



THE NELSON FILE

Coaching Experience

- 2000-Present UNI
Offensive Line
- 1999 Woodward High School (Woodward, Okla.)
Head Coach
- 1989-99 Missouri State Offensive Line
- 1986-88 Garden City Community College
Offensive Coord./Strength and Conditioning Coach
- 1984-85 UNI
Graduate Asst./Strength and Conditioning Coach

Education

- UNI (Bachelor's Physical Education), 1984

Playing Experience

- Mid-American Nazarene 1979
- UNI 1980-83
- Three-year letterman
- 1983 Oil Can Award Recipient

Personal

- Born: [redacted] in Council Bluffs, Iowa
- Hometown: Urbandale, Iowa
- Family: Wife Jamie, sons Nick, 22; Wes, 18



ATIF AUSTIN
Running Backs
Iowa State '03

Atif (ah-TEEF) Austin is entering his third season as running backs coach with the Panthers.

Austin was instrumental in helping running back Darian Williams attain Gateway Football Conference Newcomer of the Year honors in 2006. Williams ranked eighth in the Gateway in rushing yards per game (59.4) and ranked second on the team with 653 rushing yards and five rushing touchdowns. The Panthers'

other feature back in '06 was Corey Lewis, who rushed for a team-high 894 yards and 10 rushing touchdowns. Lewis ranked No. 27 in the nation and No. 5 in the Gateway in rushing yards/game (99.3).

In 2005, Austin helped running back David Horne set the UNI single-season rushing touchdown record with 17. Horne rushed for 1,141 yards to lead the Panthers into the program's first-ever appearance in the NCAA FCS national title game. Along with Horne's accomplishments, the Panthers were able to mix in fellow senior Terrance Freeney into the UNI running game. Freeney rushed 172 times for 656 yards and nine touchdowns in 2005.

Austin served as a graduate assistant at Southwest Minnesota State University (2003-2004), the first working with the secondary and the last aiding with the inside linebackers. Additional duties included helping with athlete strength and conditioning during the season, video coordination, breaking down of game film, and recruiting.

A native of Tarpon Springs, Fla., Austin was a four-year starter as a defensive back at Iowa State University from 1998-2002. He received honorable mention All-Big 12 honors by The Associated Press in 2001 and was presented the 2002 Reuben J. Miller Award, given to the player whose conduct on and off the field has brought honor to ISU. He redshirted in 1998, then compiled 173 career tackles, including 146 solos and 27 assisted stops. He also was credited with 33 pass deflections and two interceptions.

As a senior, he was voted the team's defensive MVP against Florida State when he tallied five tackles, including four solos. He started 10 games in 2001, finishing the year ninth on the squad with 55 total stops and leading the team with 10 breakups. He started the last nine games in 1999 and was moved from running back to cornerback when he earned a spot in the two-deep heading into fall practice.

Austin rushed for 1,995 yards and 16 TDs as a senior at Tarpon Springs. He was invited to play in the Florida-Georgia All-Star Game and was selected for the Palms/Pinellas County All-Star game. He was named Pinellas County's Extraordinary Athlete of the Year in 1997 and to the Super 24 squad. He was a first team all-state selection and earned Pinellas County's and the North Conference Player of the Year Award.



In addition, he was one of two athletes honored with the Rickey Bell Award for student-athletes in the Tampa area. He was voted MVP and offensive MVP by his teammates as a senior. He played tailback, quarterback, cornerback and wide receiver and also participated in wrestling and track, competing in the high jump, 400m, 4x400 and 4x100 relays.

Austin majored in Sociology and Exercise and Sport Science at ISU and earned his master's in Leadership and Education from Southwest Minnesota in January. He was a four-year Honor Roll recipient as a prep. He was a member of Citizens Alliance for Progress, an organization that acknowledges strong academic performance.

He was born Nov. 23, 1978, in Tampa, Fla. He and his wife, Tori, are the parents of Djoni, 10, and Amni, 5.



Atif and Tori, with Djoni and Amni
Photo by Vorland Photography

THE AUSTIN FILE

Coaching Experience

- 2005-present UNI Running Backs
- 2004 Southwest Minnesota State Graduate Assistant/Inside Linebackers
- 2003 Southwest Minnesota State Graduate Assistant/Secondary

Education

- Southwest Minnesota State (Master's Leadership & Education), 2005
- Iowa State (Bachelor's Sociology), 2003

Playing Experience

- Iowa State 1998-2002
- Four-year letterman
- Four-year starter
- 2001 Associated Press Honorable Mention All-Big 12
- 2002 Reuben J. Miller Award

Personal

- Born: [redacted] in Tampa, Fla.
- Hometown: Tarpon Springs, Fla.
- Family: Wife Tori; son Djoni, 10, and daughter Amni, 5

ASSISTANT COACH CHRIS KLIEMAN



CHRIS KLIEMAN

**Secondary
UNI '90**

Former University of Northern Iowa football standout Chris Klieman returns for his second season as secondary coach for the Panthers.

Klieman's first year of his return to coaching the Panthers' secondary was marked by senior Dre Dokes leading the nation with seven interceptions. Junior Chris Parsons tallied six interceptions to finish in a tie for second in the nation.

Klieman (KLY-mun) was a three-time All-Gateway Conference defensive back for the Panthers. Klieman was also a four-year letterwinner for the Panthers from 1986-1990.

Klieman returned to his alma mater after serving as the Loras College head football coach in 2005. Prior to being named the Duhawk head coach, Klieman served as the Loras defensive coordinator and turned them into one of the Iowa Conference's most feared defensive units. When he took over, the Duhawk defense was ninth in the conference. In 2004, the defense set a school record for fewest rushing yards allowed and saw three players earn all-conference honors. The 933 yards allowed on the ground (93.3 per game) was the top number in the Iowa Conference and was also 21st overall in NCAA Division III. The 2005 defense led the Iowa Conference in rush defense (121.4), pass defense (161.0 ypg) and total defense (282.4). Loras ranked 33rd nationally in total yards (282.4 ypg) and scoring (16.8 ppg).

After his playing career was over, Klieman served as an assistant coach for the Panthers under then-head coach Terry Allen from 1991-93. Klieman also had

assistant coaching stints at Loras (2001-2004), Missouri State (1999), Kansas (1997) and Western Illinois (1994-1996).

Klieman earned both his bachelor's (health education - 1990) and master's (physical education - 1992) degrees from UNI. Klieman and his wife, Rhonda, are the parents of two sons, Devin and Colby and one daughter, Haley.



Chris and Rhonda, with Devin, Colby and Haley



THE KLIEMAN FILE

Coaching Experience

• 2006-present	UNI	Secondary
• 2005	Loras	Head Coach
• 2002-2004	Loras	Defensive Coordinator
• 1999	Missouri State	Secondary
• 1997	Kansas	Secondary
• 1994-1996	Western Illinois	Secondary
• 1991-1993	UNI	Secondary

Education

- UNI (Master's Physical Education), 1992
- UNI (Health Education), 1990

Playing Experience

- UNI 1986-1990
- Four-year letterman
- Three-time All-Gateway Selection

Personal

- Born: [redacted] in Waterloo, Iowa
- Hometown: Waterloo, Iowa
- Family: Wife Rhonda; sons Devin and Colby and daughter Haley



JERRY MONTGOMERY
Defensive Line
Iowa '01

Jerry Montgomery was bumped up to full-time status for the 2007 season and will focus his work on the defensive line.

Montgomery joined the UNI football staff as a graduate assistant for the 2006 season and helped both Mark Huygens and Jordan Lacy tally second-team all-Gateway Conference honors.

Huygens ranked second in the Gateway in quarterback sacks (7.0), while Lacy ranked eighth (4.5).

Montgomery is familiar to the state of Iowa as he was a four-year starter on the defensive line at the University of Iowa from 1998 to 2001. After receiving his degree from the University of Iowa, Jerry signed with the New Orleans



Saints. He spent time in the AFL playing for the Chicago Rush, the Colorado Crush and the Las Vegas Gladiators.

At the completion of his playing career, Montgomery joined the coaching staff at North Iowa Area Community College as the defensive coordinator.

Montgomery played his prep ball in Nevada for Virgin Valley High School where he was named the State Player of the Year.

Jerry and his wife Natalie have two sons, Jayden (3) and Tevyn (2).

THE MONTGOMERY FILE

Coaching Experience

- 2006-present UNI
Defensive Line
- 2005 NIACC
Defensive Coordinator
- 2004 Iowa City West High School
Defensive Line

Education


- Iowa (degree), 2001

Playing Experience

- University of Iowa 1998-2001
- New Orleans Saints 2002
- Chicago Rush 2002-2003
- Colorado Crush 2003-2004
- Las Vegas Gladiators 2004-2005

Personal

- Born: [redacted] in Los Angeles, Calif.
- Hometown: Mesquite, Nev.
- Family: Wife, Natalie; two sons, Jayden (3) and Tevyn (2)





SCOTT FROST

**Linebackers
Nebraska '97**

Scott Frost is in his first year as a defensive assistant coach for the Panthers.

Frost comes to UNI after serving as a graduate assistant coach at Kansas State University in 2006. His main coaching focus for the Wildcats came in the defensive backfield. Frost also served as a graduate assistant coach for the University of Nebraska in 2002.

Frost was the starting quarterback for the Nebraska Cornhuskers and head coach Tom Osborne in 1996 and 1997. In 1997 he led the Huskers to an undefeated season and the national championship, becoming the 10th player in college football history to run and pass for 1,000 yards in a single season. He was also a member of the undefeated national championship squad in 1995. Frost began his collegiate career as a quarterback/defensive back at Stanford University for head coach Bill Walsh before transferring to Nebraska.

Frost was taken in the third round of the 1998 NFL Draft by the New York Jets with the 67th overall pick. Frost played safety and special teams for the Jets under head coach Bill Parcells from 1998-2000. He moved on to the Cleveland Browns in 2001 and was a member of the Green Bay Packers in 2001-2002. He was in training camp in 2003 with the San Francisco 49ers before finishing his pro career with the Tampa Bay Buccaneers in 2004.

THE FROST FILE

Coaching Experience

- 2007 UNI Linebackers
- 2006 Kansas State University Graduate Assistant
- 2002 University of Nebraska Graduate Assistant

Education

- Nebraska (Finance), 1997

Playing Experience

- Stanford University 1993-1994
- University of Nebraska 1995-1997
- New York Jets 1998-2000
- Cleveland Browns 2001
- Green Bay Packers 2001-2002
- San Francisco 49ers 2003
- Tampa Bay Buccaneers 2004

Personal

- Born: [redacted] in Lincoln, Neb.
- Hometown: Lincoln, Neb.



ASSISTANT COACH ERIK CHINANDER

ASSISTANT COACH KEITH HARMS



ERIK CHINANDER
Tight Ends
Iowa '03

Erik Chinander is entering his fourth year as an assistant coach for the Panthers. Chinander oversees the tight end slot position for the Panthers. He has also assisted with the defensive and special teams scout units.

In 2006, Panther tight end Ross Hannam ranked second on the team with 22 receptions for 198 yards and a touchdown.

Under Chinander's direction in 2005, tight end Brian Cutright caught 23 passes for 328 yards and three touchdowns. Cutright was invited to a free agent workout by the Cleveland Browns in May 2006.

With the help of Chinander's tutelage, UNI tight end Andy Thorn, an honorable mention all-conference choice, signed a free agent contract with the Philadelphia Eagles in April 2006 before inking a deal with the Dallas Cowboys midway through the 2006 season.



In 2003-04 he also was an assistant at Ellsworth Community College, coaching the offensive and defensive lines. In just one year, he coached three first-team and one honorable mention all-region players. He also coordinated the in and out of season strength and conditioning programs for the football and men's and women's basketball teams. At the same time, he was Assistant Director of Housing.

THE CHINANDER FILE

Coaching Experience

- 2004-Present UNI
Tight Ends
- 2003-2004 Ellsworth CC
Asst. Offensive Line,
Defensive Line

Education

- Iowa (Bachelor's Health Leisure and Sport Studies/History), 2003

Playing Experience

- University of Iowa 1998-2003
- Member of 2001 Alamo Bowl Championship team, 2002-03 Orange Bowl participant and Big Ten championship team
- 2003 Hawkeye Offensive Team Leader Award

Personal

- Hometown: Allison, Iowa

He also served an internship in the Carver Hawkeye Weight Room at Iowa in the summer of 2003, assisting in implementing workouts for the Olympic Sports and designing a strength program for the swimming team.

Chinander received his Bachelor's degree in Health Leisure and Sports Studies and History from the University of Iowa in 2003. He played on the Hawkeye offensive line from 1998-2003 and was honored with the Hawkeye Offensive Team Leader Award in 2003. He played on the 2002 and '03 Orange Bowl teams.



KEITH HARMS
Assistant Defensive Coach
Buena Vista '79

Keith Harms is entering his fourth season as a part-time assistant coach for the Panther football team. Harms served as the Director of Recruiting Operations for three seasons and will serve as a defensive assistant in the secondary in 2007.

Harms is in his second 'go-round' as a Panther assistant coach. He served as a graduate assistant in charge of linebackers in 1986. The in 1987, he became a part-time coach helping with the wide receivers and served in that capacity under head coach Darrell Mudra.

Harms had a long and illustrious coaching career in the prep ranks. He has coached football 23 years in the Iowa high schools ranks. He spent eight years as a head coach and defensive coordinator at stops with Sheffield-Chapin, Dike and Hudson high schools. He also has 15 years of service as a high school assistant football coach at Central Lee, Ackley-Geneva, Northern University and Hudson high schools.

As a high school football coach he coached former UNI players Mike Brinkman, Matt Brinkman and Ryan Manahl, as well as 61 all-conference and 15 all-state players.

Harms has also coached high school track and field for 28 years and has qualified 52 events for the state indoor and outdoor track meets, which include 22 event finalists and two state event championships. He has coached 19 Drake Relays qualifiers and placed 10 events in the Relays finals.

He began his football career as a player at Allison-Bristow and received all-state honors at linebacker. His high school teams combined to record a 34-1 mark in his four years as a prep.

Harms played one season at Waldorf Junior College before transferring to Buena Vista University in Storm Lake, Iowa. He played three years at BVU as a strong safety and linebacker before earning his bachelor's degree in physical education in 1979. He earned a master's degree from UNI in 1988.

He has two children, Joshua and Erin. Harms is engaged to Marguerite Pircer, who has a daughter, Alex, attending NU High.

THE HARMS FILE

Coaching Experience

- 2004-2007 UNI Secondary

Education

- Buena Vista (Physical Education), 1979
- UNI (Master's - Physical Education), 1988

Playing Experience

- Waldorf Junior College 1975
- Buena Vista 1976-1978

Personal

- Born: [redacted] in Hampton, Iowa
- Hometown: Bristow, Iowa





CINDY PETERS
Executive Assistant
UNI '91

Cindy Peters is in her second year as Executive Assistant for the UNI football staff. In this capacity she supports the coaches with various clerical duties. Previous to taking this position, she worked for 15 years in administrative assistant positions with Conestoga Council of Girl Scouts and Nazareth Evangelical Lutheran Church.

Purple and gold forever, Cindy graduated magna cum laude from UNI in 1991 with a major in English and minor in journalism. She is a platinum member of the Panther Scholarship Club and served on the UNI Students First Advisory Council. She is married to Dave Peters (UNI '78), president of Peters Construction Corp. They have two grown sons, Matthew and Nathan.



JEREMIAH JOHNSON
Video Coordinator
Kansas '00

Jeremiah Johnson joins the UNI football coaching staff for his first season as Video Coordinator.

Johnson, a native of Lawrence, Kan., spent the past four seasons at Loras College on the Duhawk coaching staff. Johnson assisted with the defensive backs in 2006 after helping with the wide receivers in 2005. Johnson's first two years at Loras were spent coaching the defensive backs.

Prior to his work at Loras, Johnson was a graduate assistant/video coordinator at the University of Wyoming in 2002.

A 2000 graduate of the University of Kansas with a degree in sports science, Johnson completed his master's degree in athletic administration at Loras in 2005.

Johnson and his wife, Nicki, were married in July 2006 and reside in Cedar Falls.



MATT HARKEN
Director of Football Operations
UNI '96

Harken, a native of Shell Rock, Iowa, is rejoining the Panther football staff after working as a physical education/driver's education teacher at Urbana (Ill.) High School in 2006-07.

Harken served as the Panthers' Director of Football Operations in the 2005 season as UNI reached the national championship game.

Prior to his work at UNI, Harken served in various football coaching capacities at Waverly-Shell Rock High School, including strength and conditioning coordinator (Aug. '96-July '05), head sophomore coach (Aug. '96-Aug. '00), tight ends/wide receivers coach (Aug. '00-Aug. '02) and offensive coordinator (Aug. '02-July '05).

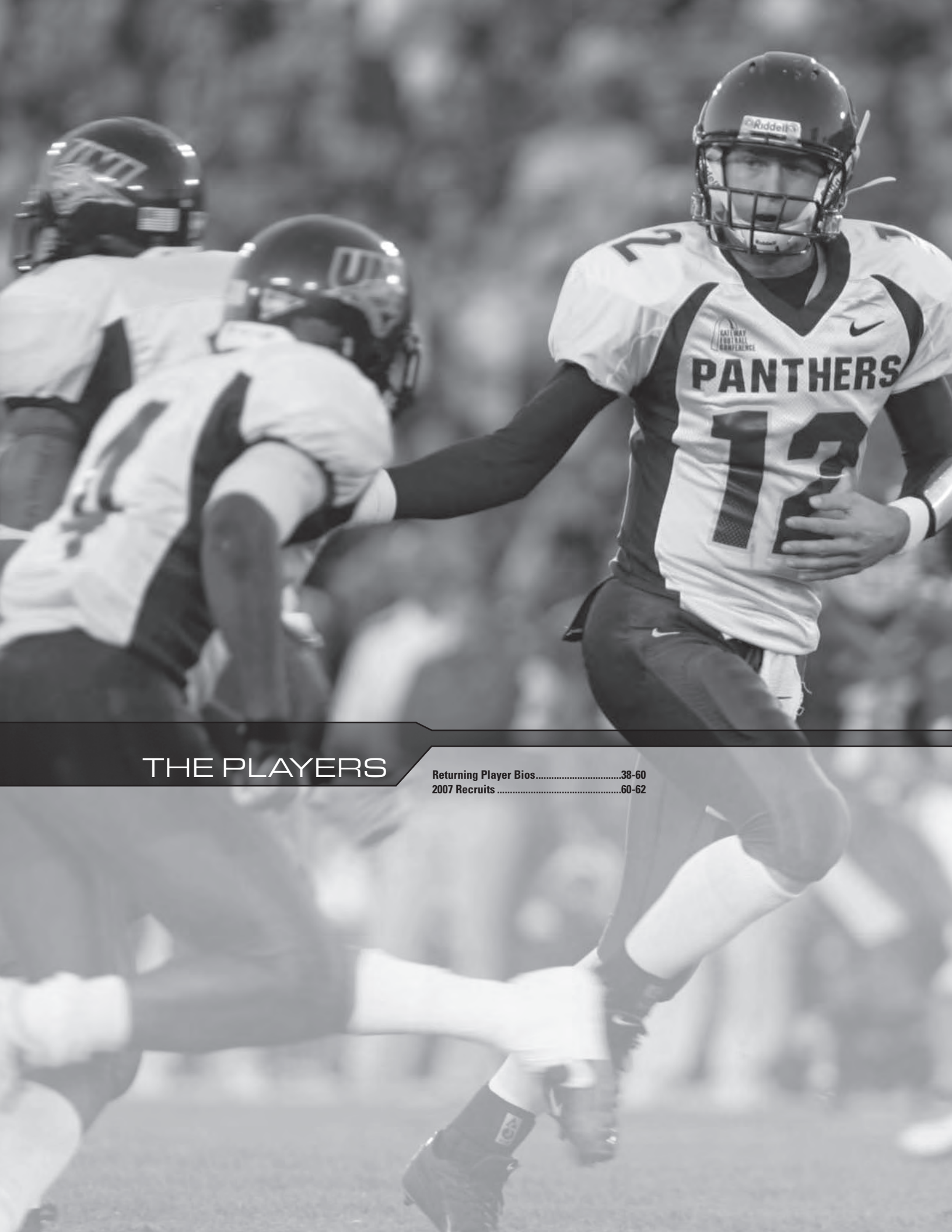
Harken earned his bachelor's of arts degree in physical education at UNI in 1996 after a four-year career for the Panthers on the football field. Harken was a first-team all-Gateway Football Conference player in 1993 and 1994. He also earned honorable mention all-Gateway in 1995, while serving as co-captain for the Panthers.

RYAN CALLAHAN
Athletic Trainer



NICK FARLEY
Graduate Assistant






THE PLAYERS

Returning Player Bios.....	38-60
2007 Recruits	60-62

PANTHER PROFILES



Wellford, S.C.
James F. Byrnes HS/Univ. of
Pittsburgh
6' 0", 202 lbs, WR, Sr. [1L]
Gateway All-Newcomer
Team - 2006

TERRELL ALLEN **2**

Panther Plus: Enters the year as a starter at wide receiver and will also see action on kick returns. **2006:** Saw action in all 11 games ... drew four starting assignments at wide receiver ... named to the Gateway All-Newcomer squad ... ranked third on the team in receiving yards (274) ... tied for fourth on the squad in receptions (19) ... started his UNI career in style as he turned his first touch into a 97-yard kickoff return for a touchdown against Drake (8/31) ... had a season-high five catches in a 48-7 win at Drake ... his 56-yard touchdown reception with 5:03 left in the fourth quarter put UNI on top for good in a 31-20 win over Western Kentucky (11/4) ... caught a 19-yard touchdown pass from Eric Sanders at Southern Illinois (11/11) ... also nabbed a season-high 78 yards receiving against the Salukis ... caught at least one pass in eight games.

Prior to UNI: Played two seasons at the University of Pittsburgh.

2005 (at Pitt): Saw action in seven games as a kick returner ... 21

returns for 527 yards (25.1 avg.) and one touchdown. **2004 (at**

Pitt): Redshirted ... a ligament tear in his left wrist forced him

to redshirt during the 2004 campaign ... the injury was

sustained during spring drills and required surgery. **2003**

(at Pitt): Saw action in 12 games and earned a varsity

letter ... made his first career start at Texas A&M

when the Panthers opened with a three-receiver

set ... averaged a team-best 23.6 yards per

kick return (25 returns for 591 yards) ... had

a long return of 63 yards against Miami ...

finished with six returns for a career-best

187 yards (31.2 avg.) against West Virginia

... named coaching staff's Special Teams

Player of the Game against the Mountaineers

... also rushed for 36 yards on four carries on

the season, including a 34-yard run against Texas

A&M. **High School:** SuperPrep All-American ...

SuperPrep All-Mid Atlantic Team ... rated the nation's

No. 22 receiver prospect by SuperPrep ... rated

South Carolina's No. 7 prospect by SuperPrep ... rated the

nation's No. 30 receiving prospect by TheInsiders.com ...

rated South Carolina's No. 11 prospect by Rivals100.com ...

PrepStar All-Atlantic Region ... first-team All-South Carolina

AAAA selection as a senior ... two-time All-Region II AAAA ...

had 52 receptions for 811 yards (15.6 avg.) and five touchdowns

as a senior ... caught 32 passes for 628 yards (19.6 avg.)

and seven touchdowns as a junior ... led James F. Byrnes to a 14-1

record and the South Carolina AAAA championship as a senior ...

finished high school career as one of only three four-year starters

ever at James Byrnes High ... selected to play in the Shrine Bowl of

the Carolinas, an all-star game featuring players from North Carolina

and South Carolina ... Student Sports All-American ... high school coach:

Bobby Bentley ... earned letters in football (4) and track (2). **Personal:** Born

in New York City ... son of Doreen P. Smith ... has three brothers

(Tron, Tremain, Leroy) ... majoring in communications ... chose UNI because "it's a great

place to be and to help bring the championship home" ... full name is Calvin Terrell Allen.


Allen's Career Kickoff Return Stats

Year	G-GS	No.	Yds.	Avg.	TDs	LG
2003*	12-0	25	591	23.6	0	63
2004*			Redshirted - Injury			
2005*	7-0	21	527	25.1	1	97
2006	11-7	11	266	24.2	1	97
Totals	30-8	57	1,384	24.3	2	97

* - stats at Pittsburgh

Allen's Game-by-Game Receiving Stats (No-Yds)

2006		@Iowa State	0-0	Western Illinois	0-0
@Drake	5-32	Missouri State	1-6	Western Kentucky	2-71
North Dakota	3-29	@Indiana State	3-24	@Southern Illinois	2-78
South Dakota State	0-0	@Youngstown State	2-22	Illinois State	1-12



Pompano Beach, Fla.
Ely HS
5' 10", 181 lbs, CB, Sr. [1L]

NICK ALVAREZ **27**

Panther Plus: Looks to start at a cornerback slot after starting the final six games last season.

2006: Drew six starting assignments at cornerback, while playing in all 11 games ... notched 26

total tackles (18 solos) ... tallied four tackles in his starting debut at Indiana State (10/14) ...

secured a season-high five tackles in a 38-27 win over No. 6-ranked Illinois State (11/18). **2005:**

Saw limited action in two contests, playing against Minnesota-Duluth and Iowa ... recorded his

first collegiate tackle in the Panthers' 49-14 win over UMD (9/10). **2004:** Saw action in just three

games, playing versus Minnesota State, Indiana State and Illinois State ... did not record any

stats. **2003:** Redshirted **High School:** Led his team to a 14-1 record and a state championship

his senior season ... as a junior, his team was 13-2 and a state semi-finalist ... named to the

All-Star North-South Game, All-Star Broward County vs. Dade County game, and was a second

team all-stater ... Also named Ely High School's track and field MVP while qualifying as a state

finalist in the 110 meter hurdles ... placed first in the hurdles in the county ... recorded four

interceptions, one for a TD, and scored three reception TDs. **Personal:** Born [redacted], in

Trinidad ... son of Monica Alvarez ... general studies major ... also recruited by Central Florida,

Kentucky and Cincinnati ... chose UNI because of the coaches and players.

Allen's Career Receiving Stats


Year	G-GS	No.	Yds.	Avg.	TDs	LG	HG
2003*	12-1	0	0	0.0	0	0	0
2004*			Redshirted - Injury				
2005*	7-0	0	0	0.0	0	0	0
2006	11-7	19	274	14.4	2	59	78
Totals	30-8	19	274	14.4	2	59	78

Alvarez's Career Defensive Stats

Year	G-GS	UT	AT	Total	TFL	Sacks	INT	FF	FR	PBU
2004	3-0	0	0	0	0	0	0-0	0	0	0
2005	2-0	1	0	1	0	0	0-0	0	0	0
2006	11-6	18	8	26	0	0	0-0	0	0	2
Totals	16-6	19	8	27	0	0	0-0	0	0	2

Alvarez's Game-by-Game Stats (Solo-Ast)

2004		2005		2006	
@Iowa State	DNP	Drake	DNP	@Drake	0-0
Minnesota State	0-0	Minnesota-Duluth	1-0	North Dakota	0-0
Stephen F. Austin	DNP	@Iowa	0-0	South Dakota State	2-0
@Southern Illinois	DNP	@Western Illinois	DNP	@Iowa State	0-0
Western Kentucky	DNP	@Missouri State	DNP	Missouri State	0-0
@Youngstown State	DNP	Indiana State	DNP	@Indiana State	2-2
Western Illinois	DNP	@Illinois State	DNP	@Youngstown State	1-3
Missouri State	DNP	Youngstown State	DNP	Western Illinois	4-0
@Indiana State	0-0	@Western Kentucky	DNP	Western Kentucky	2-1
Illinois State	0-0	Southern Illinois	DNP	@Southern Illinois	2-2
@Northern Arizona	DNP	Northern Arizona	DNP	Illinois State	5-0
		Eastern Washington	DNP		
		@New Hampshire	DNP		
		@Texas State	DNP		
		Appalachian State	DNP		




Rochester, Minn.
Mayo HS
6' 3", 315 lbs, OG, Sr. [3L]

BARRETT ANDERSON 69

Panther Plus: Enters his senior season having started 33 consecutive games on the offensive line. **2006:** Started all 11 games at right guard ... earned Gateway Conference Offensive Lineman of the Week honors after helping the Panthers rush for 439 yards in a 34-14 win at Indiana State (10/14) ... assisted the Panther offense in ranking No. 4 in the nation and No. 1 in the Gateway in total offense ... opened holes for a UNI running game that finished ranked No. 10 in the nation at 219.3 yards per game ... helped UNI offense rank No. 11 in the nation in scoring offense (31.0 points/game). **2005:** Started all 15 games at the guard position ... graded out a winning percentage (80 percent and higher) against Drake (95 percent), Minnesota-Duluth (91 percent), Western Illinois (85 percent), Missouri State (93 percent), Indiana State (93 percent), Illinois State (80 percent), Youngstown State (82 percent), Southern Illinois (91 percent), Northern Arizona (84 percent), Eastern Washington (89 percent), New Hampshire (92 percent) and Texas State (86 percent) ... helped the Panthers set offensive records for total offense (6,008 yards), points (449), offensive plays (1,024), first downs (298) and rushing touchdowns (32) ... named the Gateway Offensive Lineman of the Week after leading the Panthers to a 31-10 win over Indiana State (10/15). **2004:** Saw action in all 11 games, starting 10 ... did not start versus Southern Illinois ... graded out a winning percentage (80 percent) against Western Kentucky (85 percent), Missouri State (92 percent), at Indiana State (84 percent), against Illinois State (92 percent) and at Northern Arizona (90 percent) ... named the Gateway's Offensive Lineman of the Week for his play against NAU. **2003:** Redshirted. **High School:** Earned three letters in football ... two-time all-conference, first team all-state, captain, and all-region ... two-way starter for a 10-1 sectional finalist team ... member of Pep Club, intramural basketball and ultimate Frisbee.


Personal: Born [redacted] in Park Rapids, Minn. ... son of Bill and Kristi Anderson ... majoring in marketing ... also recruited by North Dakota, Minnesota, North Dakota State, Nebraska and Wisconsin ... chose UNI because it was close to home, has a nice environment and good people ... enjoys art work and playing video games.



Estherville, Iowa
Estherville Lincoln Central HS
6' 2", 200 lbs., P/PK, So.

MATT ASMAN

Panther Plus: Battling for the starting punter position after the graduation of Adam Kos ... punted three times for a 28.0 average in the Spring Game. **2006:** Did not compete. **2005:** Did not compete. **High School:** A 2005 graduate of Estherville Lincoln Central High School ... three-time all-district selection at linebacker ... also earned all-district honors as a kicker in 2004 ... competed in the state playoffs in 2003 ... earned letters in football (3) and basketball (2) ... high school coach: Jerry Schultz ... member of National Honor Society. **Personal:** Born [redacted] in Melrose, Minn. ... son of Randy and Kathy Asman ... has two brothers and a sister ... majoring in biology ... selected UNI because of the school size and atmosphere and the opportunity to play football at the collegiate level.




Sioux City, Iowa
Sioux City Heelan HS
6' 4", 238 lbs., DE, R-Fr.

KYLE BENNETT 85

2006: Redshirted. **High School:** Earned first-team all-state (Class 4A) honors from the Iowa Newspaper Association ... earned all-northwest Iowa selection ... a first-team all-MRAC pick ... recorded 17 tackles-for-loss and seven quarterback sacks as a senior for head coach Roger Jensen ... earned letters in football, baseball, hockey and track ... honor roll student ... academic All-America selection in hockey. **Personal:** Born [redacted] in Sioux City, Iowa ... son of Mike and Shelly Bennett ... majoring in biology ... has two siblings (Claire and Jess) ... chose UNI because of "football, nice campus and good coaches."






Union, Iowa
BCLUW HS/Iowa State University
6' 3", 325 lbs., OL, Jr.

BRETT BERGMAN **73**


Panther Plus: Will back up senior Barrett Anderson at the right guard position. **2006:** Saw action in the season-opening win at Drake (8/30). **Prior to UNI:** Was a member of the Iowa State Cyclones football squad in 2004 and 2005 ... redshirted in 2004 as the Cyclones reached the Independence Bowl. **High School:** A 2004 graduate of BCLUW High School ... earned Elite All-State honors on the offensive line in 2003 ... first-team all-state pick in 2002 and 2003 by the Iowa Newspaper Association and the Des Moines Register ... earned honorable mention all-state honors from the INA in 2001 ... four-time state placer in the shot put and discus ... earned letters in football (4) and track (3) ... honor roll student ... high school coach: Les Penick. **Personal:** Born in Marshalltown, Iowa ... son of Al and Jo Bergman ... general studies major ... has two brothers (Kyle and Scott) ... chose UNI because of "the education, the community, the people and the coaching staff."



Hudson, Iowa
Gladbrook-Reinbeck HS
6' 5", 253 lbs., DE, So.

DAVID BOHNSTENGEL **91**

2006: Did not see action. **2005:** Did not compete as a walk-on. **High School:** A 2005 graduate of Gladbrook-Reinbeck High School ... first-team all-state pick by both the Des Moines Register and the Iowa Newspaper Association ... first-team all-district selection ... team captain ... 2005 Shrine Bowl participant ... prep squad earned state runner-up honors as a senior for head coach Chris Ehrhart ... earned letters in football (2) and basketball (2) ... honor roll student. **Personal:** son of Karen and Jim Bohnstengel ... majoring in computer science ... has a brother (Allen) ... selected UNI because of its good academics and its good football team ... also recruited by Northwest Missouri State and Bemidji State.




Taylor Brookins - #30
Cedar Falls, Iowa
Cedar Falls HS
5' 9", 204 lbs., RB, R-Fr.

TAYLOR BROOKINS **30**

Panther Plus: Rushed for 56 yards and a touchdown in the Spring Game. **2006:** Redshirted. **High School:** A 2006 graduate of Cedar Falls High School ... named to the Des Moines Register's Elite All-State team ... earned first-team all-state (Class 4A) honors from the Iowa Newspaper Association ... a three-time all-state pick ... helped lead the Tigers to the 4A state championship game as a senior for head coach Pat Mitchell ... considered one of the best prep running backs in the state of Iowa as he rushed for more than 1,800 yards and 23 touchdowns ... selected to play in the 2005 State All-Star Game in July ... three-time state track meet qualifier ... three-time Drake Relays qualifier ... earned letters in track (3) and football (2) ... honor roll student. **Personal:** Born in Waterloo, Iowa ... son of Michael Brookins and Gayle and Glenn Clark ... his father, Michael, also played for UNI ... chose UNI because "it's a good academic school and it has a very successful and solid football program" ... majoring in biology with an emphasis in biomedicine.






St. Charles, Mo.
Francis Howell North HS
6' 3", 233 lbs., OLB, Sr [3L]
Honorable Mention
All-Gateway - 2006

BRANNON CARTER

39



Farmington, Mo.
Farmington HS
6' 2", 235 lbs., LB, R-Fr.

TYLER EPSTEIN

43

Panther Plus: Will be a starter at outside linebacker. **2006:** Earned honorable mention all-Gateway Football Conference honors ... started in nine games, while seeing action in 10 contests ... was held out action against Drake (8/31) with a left ankle sprain ... ranked fourth on the team with 55 total tackles (36 solos) and six tackles-for-loss ... notched a sack in a 27-17 win over South Dakota State (9/16) ... secured a season-high 12 tackles against Iowa State (9/30) ... tallied 10 stops vs. Western Illinois (10/28) ... had five games of seven tackles or more. **2005:** Saw action in nine games ... started three games (Drake, Missouri State, Indiana State) ... notched 14 total tackles, three tackles-for-loss and half a sack ... recorded his first collegiate interception and sack against Indiana State (10/15) ... tallied a season-high six tackles and two TFLs at Missouri State (10/8). **2004:** Played in eight games and recorded two assisted tackles, one each against Missouri State and Indiana State. **2003:** Redshirted. **High School:** Earned three varsity letters in football and basketball ... two-time all-conference, second team all-state, honorable mention Post Dispatch all-Metro ... holds the Missouri state record for interceptions returned for TDs in a game with three ... caught 24 passes for 370 yards his senior year ... high school coach: John Brune. **Personal:** son of Bruce Carter ... general studies major.


Carter's Career Defensive Stats

Year	G-GS	UT	AT	Total	TFL	Sacks	INT	FF	FR	PBU
2004	8-0	0	2	2	0	0	0-0	0	0	0
2005	9-3	11	3	14	3	0.5	1-0	0	0	1
2006	10-9	36	19	55	6	1.0	0-0	0	0	2
Totals	27-12	47	24	71	9	1.5	1-0	0	0	3

Carter's Game-by-Game Tackles Stats (Solo-Ast)

2004		Youngstown State	0-0
@Iowa State	DNP	@Western Kentucky	DNP
Minnesota State	0-0	Southern Illinois	0-0
Stephen F. Austin	DNP	Northern Arizona	DNP
@Southern Illinois	DNP	Eastern Washington	DNP
Western Kentucky	0-0	@New Hampshire	DNP
@Youngstown State	0-0	@Texas State	0-0
Western Illinois	0-0	Appalachian State	0-0
Missouri State	0-1		
@Indiana State	0-1		
Illinois State	0-0	2006	
@Northern Arizona	0-0	@Drake	DNP
		North Dakota	0-0
		South Dakota State	4-3
		@Iowa State	10-2
2005		Missouri State	5-0
Drake	3-1	@Indiana State	3-2
Minnesota-Duluth	2-0	@Youngstown State	1-2
@Iowa	0-0	Western Illinois	7-3
@Western Illinois	DNP	Western Kentucky	2-0
@Missouri State	5-2	@Southern Illinois	5-2
Indiana State	1-1	Illinois State	5-2
@Illinois State	DNP		

Panther Plus: Could see action at linebacker and on special teams. **2006:** Redshirted ... named Scout Team Defensive Player of the Year. **High School:** A 2006 graduate of Farmington Senior High School ... a second-team all-state selection ... named to the KTJJ Dream Team ... first-team all-conference and all-region pick ... served as team captain and led his team to an 11-1 mark in 2005 ... in 2004, led the team with 114 tackles, 28 assisted tackles, five sacks and two interceptions ... second-team all-conference pick as a sophomore ... four-year letterwinner in football and wrestling ... also garnered two letters in track ... placed fourth in the state wrestling tournament as a junior ... high school coach: John Bacon. **Personal:** Born in St. Louis, Mo. ... son of Larry Epstein and Deanna Dulle ... majoring in elementary education ... chose UNI because of "the people, the coaches and the winning tradition."



Cedar Rapids, Iowa
Jefferson HS
5' 9", 220 lbs., OLB, Sr [3L]

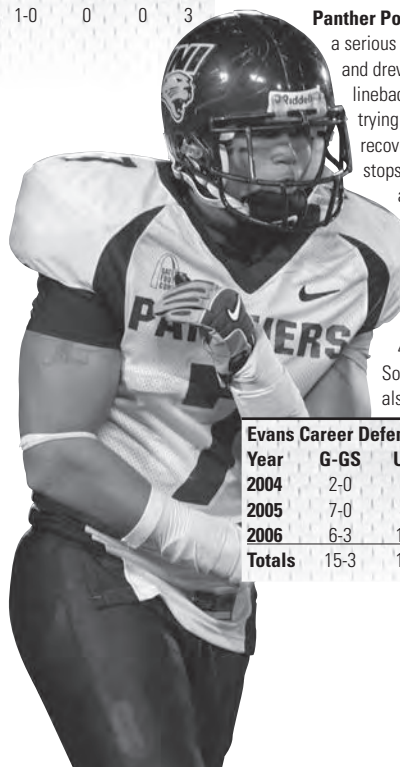
ARAF EVANS

7

Panther Point: Will look to return to the starting lineup at linebacker after suffering a serious elbow injury midway through last season. **2006:** Played in six games and drew three starting assignments ... was coming into his own at a starting linebacker slot before suffering a spiral fracture of his left humerus bone while trying to make a tackle at Indiana State (10/14) ... notched eight tackles and recovered a fumble in his first collegiate start at Iowa State (9/30) ... tallied six stops against the Sycamores before leaving the game with his injury. **2005:** Saw action in seven games ... recorded eight total tackles (coaches' film) ... notched five tackles in the Panthers' home-opening win over Drake (9/1). **2004:** Played in just two games, against Minnesota State and Missouri State, recording one solo tackle. **2003:** Redshirted. **High School:** Two-way starter for former UNI player, Jim Womochil ... only played in five games due to broken ribs his senior season ... first-team all-state in the 4x100 relay, all-conference in 100m dash, 200m dash and 4x100. **Personal:** Son of Alice Evans ... born in Iowa City, Iowa ... general studies major ... also recruited by Iowa State, Iowa and Wyoming.

Evans Career Defensive Stats


Year	G-GS	UT	AT	Total	TFL	Sacks	INT	FF	FR	PBU
2004	2-0	2	0	2	0	0.0	0-0	0	0	0
2005	7-0	4	4	8	0	0.0	0-0	0	0	0
2006	6-3	12	6	18	2	0.0	0-0	0	1	1
Totals	15-3	18	10	28	2	0.0	0-0	0	1	1



PANTHER PROFILES

Evans Game-by-Game Tackle Stats (Solo-Ast)

2004	2005	2006
@Iowa State DNP	Drake 2-3	@Drake 0-0
Minnesota State 1-0	Minnesota-Duluth 1-0	North Dakota 0-1
Stephen F. Austin DNP	@Iowa DNP	South Dakota State 4-0
@Southern Illinois DNP	@Western Illinois 0-0	@Iowa State 4-4
Western Kentucky DNP	@Missouri State 1-0	Missouri State 0-0
@Youngstown State DNP	Indiana State 0-0	@Indiana State 4-2
Western Illinois DNP	@Illinois State 0-0	@Youngstown State DNP
Missouri State 1-0	Youngstown State DNP	Western Illinois DNP
@Indiana State DNP	@Western Kentucky DNP	Western Kentucky DNP
Illinois State DNP	Southern Illinois DNP	@Southern Illinois DNP
@Northern Arizona DNP	Northern Arizona 1-0	Illinois State DNP
	Eastern Washington DNP	
	@New Hampshire DNP	
	@Texas State DNP	
	Appalachian State DNP	



Iowa City, Iowa
Iowa City HS
6' 1", 176 lbs., QB, So.

D.P. EYMAN

15

Panther Plus: Challenging for the No. 2 quarterback position with Patrick Grace ... went 4-of-9 for 26 yards in the Spring Game. **2006:** Did not see action. **2005:** Redshirted ... went 12-of-22 for 114 yards in the Spring Game for the Purple squad. **High School:** Team captain ... Iowa City Press-Citizen all-Area QB, Mississippi Valley Conference first team backfield, Des Moines Register Class 4A second team defense as a punter, Iowa Newspaper Association Class 4A third team QB ... 2005 Shrine Bowl participant ... ran for 569 yards and five TDs ... completed 85-of-151 passes for 1,434 yards and 16 TDs in 2004 ... led team to a 9-3 record and the Class 4A playoff semifinals in his only year as the starter ... also played basketball and soccer and ran track. **Personal:** Born [redacted] in Minneapolis, Minn. ... son of Gregg Eyman ... grandson of Darrell and Joy Eyman ... major is undecided ... has aspirations of a coaching career ... enjoys fishing and playing golf ... also recruited by South Dakota State and Iowa.



Lodi, Wis.
Lodi HS
6' 4", 282 lbs., G, Sr. [2L]

ADAM FALK

67

Panther Plus: Listed as the backup to Brandon Keith at right tackle ... will serve as the short snapper on the Panther PAT and field goal unit. **2006:** Played in five games as a reserve on the offensive line ... played at Drake, vs. South Dakota State, at Iowa State, vs. Missouri State and at Indiana State. **2005:** Saw action in three games vs. Drake, Minnesota-Duluth and Northern Arizona ... graded out a winning percentage (80 percent and higher) against Minnesota-Duluth (84 percent). **2004:** Saw limited action, playing behind Barrett Anderson at right guard ... graded out a winning percentage (80%) against Minnesota State (89 percent). **2003:** Redshirted. **High School:** WFCAs honorable mention all-state, WFCAs all-region and all-conference, Capital Times

first team all-Area ... 2002 team finished 9-2 overall and was conference champ ... selected for the Wisconsin Shrine Bowl game ... earned three letters each in football and basketball ... member of Choir and Swing Choir ... also recruited by Northern Illinois, North Dakota State and Wisconsin ... high school coach: Steven Boldt. **Personal:** Son of Mitch and Lois Falk ... majoring in marketing ... enjoys lifting weights and singing ... chose UNI because of its great school of business and good football program.



Oconomowoc, Wis.
Arrowhead HS/
Iowa State University
6' 2", 310 lbs., OL, So. [1L]

JASON FIACCO

79

Panther Plus: Will likely serve as the Panthers' backup center on the offensive line. **2006:** Played in nine games for the Panthers as a reserve on the offensive line ... saw the majority of his action on the PAT and field goal unit. **Prior to UNI:** Took a redshirt year in 2005 at Iowa State University as a member of the Cyclone football team. **High School:** Classic 8 Conference Offensive Player of the Year (first offensive lineman in history of conference) ... consensus all-state offensive tackle ... unanimous Associated Press all-state pick ... Wisconsin Football Coaches Association first-team all-state honoree ... member of the Wisconsin Shrine Bowl All-Star team ... first-team all-state pick by the Milwaukee Journal-Sentinel ... first-team all-state pick by Badger State Preps ... Wisconsin Preps all-state selection ... three-time all-conference, WFCAs all-region, Journal-Sentinel all-area, Waukesha Freeman all-county ... Lake Country All-Area ... ESPN.com pre-season top 20 center/guard prospect; Scout.com Midwest Hot 100 (preseason number 42 overall) ... Scout.com national top 50 lineman ... first lineman to letter four years for Wisconsin prep power Arrowhead High School ... two-way player who started in two Wisconsin state championship games (largest school division). **Personal:** Son of James and Joyce Fiacco ... majoring in physical education - teaching ... USA Weightlifting School-age National Champion (super heavyweight - Olympic style weightlifting) ... represented the United States weightlifting team at the 2006 Pan American Junior Championships in Cali, Colombia.



New Orleans, La.
Centennial Alph HS/Ellsworth CC
5' 11", 241 lbs., FB, Sr. [1L]

JOSH FIRSTLEY

34

Panther Plus: Looks to be the starting fullback entering fall camp ... rushed seven times for 21 yards in the Spring Game. **2006:** Played in five games but did not record a statistic. **2005:** Redshirted. **Prior to UNI:** Played two seasons at Ellsworth Community College in Iowa Falls, Iowa. **High School:** A 2003 graduate of Centennial Alph High School in New Orleans ... played fullback and linebacker as a senior and helped his team to an 11-0 record. **Personal:** Born [redacted] in New Orleans ... son of Dennis and Simone Firstley ... has a sister (Keturan) ... majoring in physical education - exercise science.



Urbandale, Iowa
Urbandale HS
6' 5", 252 lbs., TE, So.

JOEL GILSON **82**

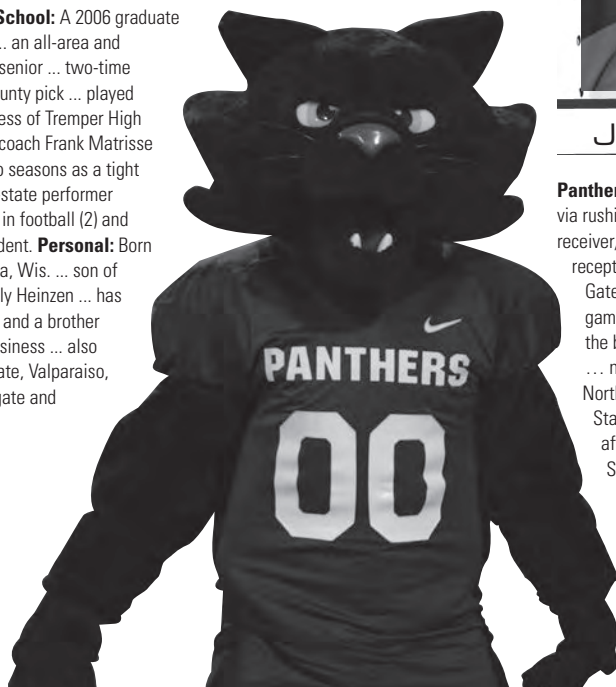

Panther Point: Battling for time at the tight end slot ... could see action on special teams as well ... caught a 7-yard touchdown pass from Patrick Grace in the Spring Game. **2006:** Played in four games but did not record a statistic ... caught an 18-yard scoring pass in the Spring Game for the only touchdown of the contest. **2005:** Redshirted. **High School:** Unanimous two-time first team all-CIML, at DE as a junior and TE as a senior ... recorded 103 career tackles, 14 sacks and two fumble recoveries; 26 catches for 350 yards and three TDs ... earned two letters ... a four-year letterman in track and holds the school record in the discus at 171-7 ... finished fourth at the state track meet as a junior in the discus ... ran on the 4x100 team that qualified for the Drake Relays and the state track meet ... member of honor roll and Fellowship of Christian Athletes ... volunteers with Special Olympics ... enjoys lifting weights, wake boarding, jet skiing and playing ping pong ... also recruited by Iowa and Iowa State ... high school coach: Sam Anderson. **Personal:** son of Kirby and Vicki Gilson ... majoring in physical education ... exercise science ... chose UNI because of its quality staff, facilities and academic programs.



Kenosha, Wis.
Tremper HS
6' 5", 284 lbs., TE, R-Fr.

JACOB GONNERING **83**

2006: Redshirted. **High School:** A 2006 graduate of Tremper High School ... an all-area and all-region selection as a senior ... two-time all-conference and all-county pick ... played a pivotal role in the success of Tremper High School football for head coach Frank Matrisse Jr. ... played the past two seasons as a tight end/defensive end ... all-state performer in track ... earned letters in football (2) and track (2) ... honor roll student. **Personal:** Born in Kenosha, Wis. ... son of David Gonnering and Sally Heinzen ... has two sisters (Sarah, Sara) and a brother (Justin) ... majoring in business ... also recruited by St. Cloud State, Valparaiso, North Dakota State, Colgate and Harvard.

Sioux City, Iowa
Bishop Heelan HS
6' 2", 235 lbs., QB, So. [1L]

PAT GRACE **13**


Panther Plus: Battling D.P. Eyman for the backup quarterback slot ... went 16-of-21 passing in the Spring Game with a game-high 204 yards and a touchdown. **2006:** Saw action in three games as a backup to starting quarterback Eric Sanders ... connected with Victor Williams on a 59-yard touchdown pass in the fourth quarter of a 48-7 win over Drake (8/31) ... rushed one time for two yards in a 38-7 win over Missouri State (10/7) ... rushed one time for three yards in a 34-14 victory over Indiana State (10/14). **2005:** Redshirted. **High School:** Class 4A first team all-state, Des Moines Sunday Register Elite Team all-state, all-conference ... threw for 1,870 yards and 21 TDs ... rushed for 479 yards and 10 TDs in helping team to Class 4A playoffs ... career 31 passing TDs and 17 rushing TDs ... led Heelan to second round of 2004 state playoffs ... also played basketball. **Personal:** Born in Omaha, Neb. ... son of Mark and Jackie Grace ... plans on majoring in criminal justice ... prefers nickname "Pat" ... enjoys playing sports and listening to music.

Grace's Career Passing Stats

Year	G-GS	Att	Com	Pct.	Yds	Int	TDs	LG	HG
2006	3-0	1	1	1.000	59	0	1	59	59

Grace's Career Rushing Stats

Year	G-GS	No	Yds	Avg	TD	LG	HG
2006	3-0	2	5	2.5	0	3	3



Deerfield Beach, Fla.
Deerfield Beach HS
5' 9", 185 lbs., WR, Jr. [2L]
Honorable Mention
All-Gateway - 2006

JOHNNY GRAY **4**

Panther Point: The Panthers will get the ball in his hands anyway possible ... as he can score via rushing, receiving or returning kicks. **2006:** Honorable mention all-Gateway selection as receiver/return specialist ... led the Panthers with 1,113 all-purpose yards ... led the team in receptions (41), receiving yards (607) and receiving touchdowns (5) ... ranked No. 6 in the Gateway in receiving yards/game (55.2) ... ranked No. 9 in the Gateway in receptions per game (3.7) ... ranked No. 10 in the Gateway in all-purpose yards/game (101.2) ... rushed the ball one time in 10 games (except Southern Illinois) and averaged 10.6 yards per carry ... nabbed six receptions for 103 yards, including a 20-yard score from Eric Sanders against North Dakota (9/9) ... had a season-long 39-yard punt return in a 38-7 win over Missouri State (10/7) ... earned Gateway Football Conference Offensive Player of the Week honors after his 7-catch, 160-yard, 3-touchdown effort in a 31-23 win at No. 5-ranked Youngstown State (10/21) ... caught scoring passes of 6, 15 and 70 against the Penguins ... notched a season-high 258 all-purpose yards against the Penguins, including 85 kick return yards ... his season long 44-yard kick return also came at Youngstown State ... scored his lone rushing touchdown of the season on a 10-yard first-quarter scamper in a 31-20 win over Western Kentucky (11/4) ... was on the receiving end of a 57-yard

touchdown pass from Victor Williams in UNI's 38-27 win over No. 6 Illinois State (11/18) ... caught at least two passes in every game ... drew nine starting assignments at wide receiver. **2005:** Saw action in 12 of UNI's 15 games ... did not play against Iowa, Western Illinois or Missouri State ... played a crucial role in keeping the Panthers' season alive with a 70-yard punt return for a touchdown at the 7:30 mark of the fourth quarter of UNI's eventual 23-20 double-overtime win at Western Kentucky (11/5) ... was named The Sports Network's National Co-Special Teams Player of the Week ... also earned Gateway Football Conference Special Teams Player of the Week honors ... had a 46-yard punt return in the season-opening 52-17 win over Drake (9/1) ... tallied a 36-yard punt return at Illinois State (10/22) ... recorded a season-long 35-yard kick return in UNI's 41-17 win over Northern Arizona (11/19) ... caught his only pass of the season, a 15-yard reception, in UNI's 49-14 win against Minnesota-Duluth (9/10). **2004:** Redshirted ... named the team's offensive scout team player of the year. **High School:**

Played for a team that finished 12-2 his senior year, advancing to the state semifinals ... 72 catches for 1,375 yards and 14 TDs ... first-team all-county, all-state Class 6A ... played in the Broward vs. Dade all-star game ... earned three letters in football ... played for Joe Redmond ... also played basketball.

Personal: son of Johnny Gray and Gwen Kelly ... majoring in business ... nicknamed "J-Gray" ... chose UNI because he felt he could play here and it was the kind of program he was looking for ... also recruited by Eastern Illinois, Fordham, Western Kentucky and Central Michigan.

Gray's Career Receiving Stats

Year	G-GS	No.	Yds.	Avg.	TDs	LG	HG
2005	12-0	1	15	15.0	0	15	15
2006	11-9	41	607	14.8	5	70	160
Totals	23-9	42	622	14.8	5	70	160

Gray's Career Rushing Stats

Year	G-GS	No.	Yds.	Avg.	TD	LG	HG
2005	12-0	3	9	3.0	0	6	6
2006	11-9	10	106	10.6	1	19	19
Totals	23-9	13	115	8.8	1	19	19

Gray's Career Punt Return Stats

Year	G-GS	No.	Yds.	Avg.	TDs	LG
2005	12-0	22	257	11.7	1	70
2006	11-9	19	155	8.2	0	39
Totals	23-9	41	412	10.0	1	70

Gray's Game-by-Game Receiving Stats (No-Yds)


2005						
Drake	0-0	Southern Illinois	0-0	South Dakota State	2-8	
Minnesota-Duluth	1-15	Northern Arizona	0-0	@Iowa State	2-7	
@Iowa	DNP	Eastern Washington	0-0	Missouri State	4-49	
@Western Illinois	DNP	@New Hampshire	0-0	@Indiana State	3-28	
@Missouri State	DNP	@Texas State	0-0	@Youngstown State	7-160	
Indiana State	0-0	Appalachian State	0-0	Western Illinois	3-22	
@Illinois State	0-0			Western Kentucky	4-46	
Youngstown State	0-0	2006		@Southern Illinois	4-69	
@Western Kentucky	0-0	@Drake	4-56	Illinois State	2-59	
		North Dakota	6-103			




ROSS HAGEMAN

72

2006: Redshirted. **High School:** A second-team all-state (Class A) selection by the Iowa Newspaper Association ... earned all-district honors ... also earned all-state, all-district honors in track ... team captain as a senior ... high school coach: Chad Beerman ... earned letters in football (3) and track (3). **Personal:** Born [redacted] in West Union, Iowa ... son of Dale and Eleane Hageman ... has three siblings (Andrea, Dana, Shawn) ... majoring in communications.



Elgin, Iowa
Valley Community HS
6' 7", 276 lbs., OL, R-Fr.



BILLY HALLGREN

36

Panther Plus: Battling Nathan Rausa for the starting place-kicking duties ... made his only extra point attempt in the Spring Game. **2006:** Redshirted. **High School:** A 2006 graduate of Moline High School ... second-team all-state pick by Chicago Tribune ... two-time all-metro selection ... honorable mention all-state honoree by the Illinois High School Coaches Association ... Western Big Six Conference Kicker of the Year ... set school record for longest field goal in a game ... four-year academic all-conference selection ... honor roll student ... high school coach: Joel Ryser. **Personal:** Born [redacted] in Rock Island, Ill. ... son of Bill and Mary Hallgren ... has two sisters (Amanda, Abby) ... majoring in accounting ... selected UNI because "it's a good school and its strong business program. It has great sports and it's a beautiful campus that's not too big and not too small."





Clinton, Iowa
Clinton HS
6' 4", 277 lbs., DL, So.

NATE HERRIG

90

Panther Plus: Looks to see action as a reserve defensive lineman ... recorded a sack in the Spring Game. **2006:** Saw action in one game at Drake (8/31) ... notched one tackle in the Panthers' 48-7 win over the Bulldogs. **2005:** Redshirted. **High School:** Two-year letterman ... team captain, team defensive MVP ... junior year, Mississippi Athletic Conference honorable mention after playing in just four games due to shoulder dislocation ... senior year, led team with 70 tackles ... second-team MAC offensive guard, second-team linebacker, first-team all-Clinton Herald on offense and defense, second-team all-Metro Quad-City Times linebacker ... played basketball four years, earning two letters, starting as a senior ... earned the Dan Roushar Memorial Award ... also played baseball four years, earning one letter heading into the 2005 season, and competed in track and soccer two years, earning two letters in soccer ... A'Capella Choir, Show and Jazz Choir; Future Business Leaders of America, National Honor Society, Student Council, Senior Class Vice President, American Legion Boys State, attended the Hugh O'Brien International Leadership Conference, 3.0 Club, YMCA football and soccer referee ... high school coach: Mark Bloom. **Personal:** Born [redacted] in Dubuque, Iowa ... son of Daniel and Renee Herrig ... math major ... enjoys lifting weights, playing sports and eating ... also recruited by Drake and Iowa State ... prefers "Nate".



St. Cloud, Minn.
St. Cloud Tech HS
6' 5", 301 lbs., C, Sr. [3L]

ERIC HOFFMAN

62

Panther Plus: Will anchor the line at the center position for the second straight season. **2006:** Started all 11 games at center ... assisted the Panther offense in ranking No. 4 in the nation and No. 1 in the Gateway in total offense ... opened holes for a UNI running game that finished ranked No. 10 in the nation at 219.3 yards per game ... helped UNI offense rank No. 11 in the nation in scoring offense (31.0 points/game). **2005:** Saw action in 12 games ... his first career start at center came in the NCAA FCS national championship game against Appalachian State (12/15) ... graded out a winning percentage (80 percent and higher) against Minnesota-Duluth (93 percent). **2004:** Saw limited action ... Graded out 75 percent against Minnesota State and a winning percentage (80 percent) at Indiana State. **2003:** Redshirted. **High School:** Earned three letters in football and two in track ... 2002 all-conference, all-area, all-section ... high school coach: Ron Kaczor. **Personal:** [redacted] son of Wayne and Gloria Hoffman ... systematics major ... selected UNI because it is a great school and its outstanding football program.



Davenport, Iowa
Central HS
6' 6", 279 lbs., TE, So. [1L]

AUSTIN HOWARD

80

Panther Plus: Battling for the starting tight end slot. **2006:** Saw action in 10 games ... drew two starting assignments against Indiana State (10/14) and against Western Illinois (10/28) when the Panthers began the game with a two-tight end alignment ... did not record a statistic as he was used mostly in a blocking role. **2005:** Redshirted. **High School:** Second-team all-state, first-team Quad-City Times, all-Metro, first-team all-Mississippi Athletic Conference ... team captain ... high school coach: Matt Verdon ... led Blue Devils with 15 catches for 243 yards and four TDs. **Personal:** Born [redacted] in Davenport, Iowa ... son of Elston and Jamie Howard ... general studies major ... brother, Marcel, played at Iowa State and for the Detroit Lions ... member of school's orchestra ... enjoys cars, reading, basketball, baseball and track ... also recruited by Iowa, Kansas, Kansas State, and Northern Illinois ... chose UNI because it's a "good school, has good athletics" and its location ... was a member of the 2005-06 UNI men's basketball team ... saw action in five contests as a freshman and averaged 1.6 points and 1.4 points as the Panthers qualified for their third straight NCAA tournament.



UNIVERSITY

OUTLOOK

STAFF

PLAYERS

OPPONENTS

REVIEW

RECORD BOOK

PROGRAM



Sergeant Bluff, Iowa
Sergeant Bluff HS
6' 6", 277 lbs., DL, Jr. [2L]
Second Team All-Gateway - 2006

MARK HUYGENS

96

Panther Plus: Penciled in as a starter at defensive tackle heading into fall camp. **2006:** A second-team all-Gateway Football Conference pick ... played in all 11 games, while earning nine starts ... five starts came in the interior line, while his four other starts came at the defensive end position ... ranked second in the Gateway in quarterback sacks ... ranked No. 27 in the nation in sacks ... led the team with 10 tackles-for-loss ... secured two sacks and forced a fumble in a 38-7 win over Missouri State (10/7) ... blocked a kick in UNI's 31-23 win at No.

5-ranked Youngstown State ... notched two more sacks in a 31-20 win over Western Kentucky (11/4) ... had at least three tackles in seven games. **2005:** Saw action in 13 games ... earned a pair of starts against Drake and Minnesota-Duluth ... made at least one tackle in seven contests ... tallied 14 of his 19 tackles in the NCAA FCS Playoffs ... recorded 1 1/2 quarterback sacks in UNI's 31-10 homecoming victory over Indiana State (10/15) ... recovered a fumble in the Panthers' 41-17 victory over Northern Arizona (11/19) ...

recorded a sack of Walter Payton Award winner Erik Meyer in UNI's 41-38 NCAA first-round playoff win over Eastern Washington (11/26) ... notched a season-high nine tackles in UNI's win over No. 1-ranked New Hampshire (12/3) in the NCAA FCS playoff quarterfinals. **2004:** Redshirted. **High School:** Earned four letters in football playing for Chris Zyzda ... team was district champion in 2003 ... Des Moines Register first-team all-state defensive lineman in 2002 and '03 ... Iowa Newspaper Association first-team all-state in 2003 ... District 1 Class 2A 2001-03 ... three-time Omaha World-Herald all-western Iowa ... Sioux City Journal all-northwest Iowa defense ...

broke the school record for tackles in a season with 127 ... also earned three letters in basketball and track. **Personal:** son of Sue and Chuck Huygens ... health promotion and wellness major ... enjoys all sports, fishing and jet skiing.

Huygens' Career Defensive Stats

Year	G-GS	UT	AT	Total	TFL	Sacks	INT	FF	FR	PBU	BK
2005	13-2	6	13	19	3.0	3.0	0-0	0	1	0	0
2006	11-9	22	7	29	10.0	7.0	0-0	1	0	1	1
Totals	24-11	28	20	48	13.0	10.0	0-0	1	1	1	1

Huygens' Game-by-Game Tackle Stats (Solo-Ast)

2005			Southern Illinois	0-0	South Dakota State	3-0
Drake			Northern Arizona	0-1	@Iowa State	0-1
Minnesota-Duluth	2-3		Eastern Washington	2-0	Missouri State	3-1
@Iowa	0-0		@New Hampshire	5-4	@Indiana State	1-1
@Western Illinois	DNP		@Texas State	1-2	@Youngstown State	1-2
@Missouri State	DNP		Appalachian State	0-1	Western Illinois	1-0
Indiana State	2-2				Western Kentucky	4-0
@Illinois State	0-0	2006			@Southern Illinois	3-0
Youngstown State	0-0	@Drake	3-0	Illinois State	2-1	
@Western Kentucky	0-0	North Dakota	1-1			



McAlester, Okla.
McAlester HS/NE Oklahoma A&M/
Univ. of Oklahoma
6' 6", 331 lbs., OL, Sr. [1L]

BRANDON KEITH

54

Panther Plus: Looks to lock down the starting right tackle position. **2006:** Saw action in seven games ... started games against South Dakota State (9/16) and at Iowa State (9/30) ... missed four games with a bone bruise in his right knee ... assisted the Panther offense in ranking No. 4 in the nation and No. 1 in the Gateway in total offense ... opened holes for a UNI running game that finished ranked No. 10 in the nation at 219.3 yards per game ... helped UNI offense rank No. 11 in the nation in scoring offense (31.0 points/game). **Prior to UNI:** Attended Northeastern Oklahoma A&M Junior College in 2004 ... second-team NJCAA All-American in 2004 ... first-team all-Southwest League honors in 2004 ... coached by Steve Patterson at Northeastern Oklahoma A&M ... was a member of the University of Oklahoma Sooners football team in 2005 but did not see action. **High School:** Rated as the No. 2 player in the state of Oklahoma (Rivals.com) in 2002 ... rated as the No. 20 offensive tackle (Rivals.com) as a prep senior ... earned first-team all-state honors from the Daily Oklahoman and the Tulsa World in 2002 ... tallied over 70 pancake blocks as a senior at McAlester High School ... prep team went 11-1 and reached the state semifinals as a junior ... went 8-4 and reached the second round of the playoffs as a junior ... high school coach: John Homer ... also recruited by Texas A&M, Florida and Nebraska.

Personal: Born [redacted] in Silsbee, Texas ... son of William Childs and Lynn Keith ... has two brothers (Javan and D'Angeloe) ... general studies major.





Council Bluffs, Iowa
Lincoln HS
6' 3", 275 lbs., DL, So. [1L]
Gateway All-Newcomer Team - 2006.

CHUCK KINNEY

98

Panther Point: Will look to contribute more defensively after earning Gateway All-Newcomer team honors last season. **2006:** Saw action in all 11 games ... started the first nine games of the season in the interior defensive line ... tied for sixth on the team with 39 total tackles ... ranked third on the team with eight tackles-for-loss ... tallied a season-high three tackles-for-loss in a season-opening win at Drake (8/31) ... secured a season-high eight tackles against Western Illinois (11/4) ... notched at least two tackles in eight games. **2005:** Redshirted. **High School:** First-team all-state Class 4A, first-team all-conference, first-team all-western Iowa, first team all-city as a senior ... recorded 89 tackles, 15 tackles-for-loss and nine sacks ... high school coach: Bob Forsyth ... as a junior, first-team all-conference, first-team all-western Iowa, second-team all-state, first-team all-city ... as a sophomore, all-city honorable mention ... three-time letterwinner ... placed sixth in the state shot put as a junior ... as a sophomore, second-team all-city in basketball, honorable mention all-conference ... as a junior, second-team all-city and second-team all-conference. **Personal:** Nicknamed "Chuckie" ... son of Chuck and Rose Kinney ... general studies major ... also recruited by Northern Illinois ... enjoys computers, playing video games, sports and watching TV ... has volunteered as a child monitor at elementary schools ... chose UNI because of its "great atmosphere, awesome coaches and good academics."

Kinney's Career Defensive Stats

Year	G-GS	UT	AT	Total	TFL	Sacks	INT	FF	FR	PBU	BK
2006	11-9	27	12	39	7.0	3.5	0	1	0	1	0

Kinney's Game-by-Game Tackle Stats (Solo-Ast)

2006		@Iowa State	4-1	Western Illinois	6-2
@Drake	4-0	Missouri State	1-0	Western Kentucky	1-0
North Dakota	0-1	@Indiana State	5-2	@Southern Illinois	2-2
South Dakota State	4-2	@Youngstown State	2-3	Illinois State	1-1



Bixby, Okla.
Bixby HS
6' 3", 240 lbs., ILB, Jr. [2L]

JUSTIN KIRK

51

Panther Plus: Had a solid spring and will battle for the starting middle linebacker slot. **2006:** Played in all 11 games ... drew three starting assignments ... tallied 17 total tackles ... secured 10 tackles (coaches' film) in the season-opening 48-7 win at Drake (8/31) ... notched seven stops in a 27-17 win over South Dakota State (9/16) ... recovered a fumble in the Panthers' 38-27 win over No. 5-ranked Illinois State (11/18) in the season finale. **2005:** Saw action in all 15 games ... served as a backup to starter Brett Koebecke ... tallied three total tackles ... notched two stops in UNI's 40-37 double-overtime NCAA FCS semifinal win at No. 4-ranked Texas State (12/9). **2004:** Redshirted ... named the team's defensive scout team player of the year. **High School:** Earned three letters each in football and baseball ... named Bixby Player of the Week nine times in 2002 and '03 ... as a senior, selected all-district, district linebacker of the year, Oklahoma Coaches Association 5A All-Star, honorable mention all-state Tulsa World and Daily Oklahoman ... played in the Jim Thorpe All-Star game ... named to Rivals.com preseason Oklahoma Top 50 ... received the 2003 Lee Snider Gridiron Award, given to Bixby's outstanding player ... led the team in tackles two years, recording 135 total, six sacks, one interception and forced nine fumbles in 2002 ... compiled 160 tackles, 16 for loss, three sacks, one safety and forced seven fumbles in 2003 ... high school coach: Pat McGrew ... member of the honor roll and Fellowship of Christian Athletes. **Personal:** Born in Tulsa, Okla. ... son of Scott and Amy Kirk ... majoring in physical education - exercise science ... father played baseball at Arkansas between 1976-79 ... cousin of former UNI tight end Andy Thorn ... chose UNI because of its winning tradition and good atmosphere ... also recruited by Tulsa, Southern Methodist and Army ... enjoys hunting and fishing.

Kirk's Career Defensive Stats

Year	G-GS	UT	AT	Total	TFL	Sacks	INT	FF	FR	PBU
2005	15-0	1	2	3	0.0	0.0	0-0	0	0	0
2006	11-3	11	6	17	0.0	0.0	0-0	0	1	1
Totals	26-3	12	8	20	0.0	0.0	0-0	0	1	1

Kirk's Game-by-Game Stats (Solo-Ast)

2005		Southern Illinois	0-0	South Dakota State	3-4
Drake	0-1	Northern Arizona	0-0	@Iowa State	0-0
Minnesota-Duluth	0-0	Eastern Washington	0-0	Missouri State	0-0
@Iowa	0-0	@New Hampshire	0-0	@Indiana State	0-0
@Western Illinois	0-0	@Texas State	1-1	@Youngstown State	1-0
@Missouri State	0-0	Appalachian State	0-0	Western Illinois	0-0
Indiana State	0-0			Western Kentucky	0-0
@Illinois State	0-0	2006		@Southern Illinois	0-0
Youngstown State	0-0	@Drake	4-6	Illinois State	1-1
@Western Kentucky	0-0	North Dakota	2-2		


PANTHER PROFILES



Jefferson City, Mo.
Jefferson City HS
6' 3", 265 lbs., DL, Sr. [3L]
Second Team All-Gateway - 2006

JORDAN LACY **99**

Panther Plus: One of the Panthers' senior leaders heading into the fall camp. **2006:** Started all 11 games at defensive end ... second-team all-Gateway selection on the defensive line ... ranked second on the team with nine tackles-for-loss ... tallied a season-high seven tackles in a 27-17 win over South Dakota State (9/16) ... secured a season-high two sacks against Iowa State (9/30) ... credited with a tackle in every game ... earned the defensive line's Hammer Award after tallying 39 total tackles to lead the unit. **2005:** Played in 14 games ... drew six starting assignments against Drake, Western Illinois, Indiana State, Illinois State, Texas State and Appalachian State ... recorded at least one tackle in 13 of the 14 games he played ... notched a season-high five tackles in the Panthers' 24-21 NCAA FCS quarterfinal win at No. 1-ranked New Hampshire (12/3) ... tallied three solo tackles in the NCAA FCS national championship game vs. Appalachian State (12/16).



2004: Saw action in all 11 games, recording six solos and two assisted tackles (coaches' film), two tackles for a loss of 13 yards, and one and a half sacks for a loss of seven yards ... season-high five tackles against Minnesota State. **2003:** Redshirted ... awarded the redshirt-freshman MVP award along with Eric Sanders, marking the first time this honor has been bestowed to members of the scout team. **High School:** A two-year letterman in football and team captain ... two-time all-district defensive end ... voted best D-Line by teammates ... received sports academic honors ... once named high school's Student of the Month ... participated in Boys State. **Personal:** Born [redacted] in St. Louis, Mo. ... son of Gene and Donna Lacy ... general studies major ... enjoys playing basketball and video games. ... Also recruited by Illinois State, Southern Illinois, Southwest Missouri State, Arkansas State and Missouri State.

Lacy's Career Defensive Stats

Year	G-GS	UT	AT	Total	TFL	Sacks	INT	FF	FR	PBU
2004	11-0	7	1	8	3.5	1.5	0-0	0	0	0
2005	14-6	17	15	32	4.5	2.5	0-0	1	0	1
2006	11-11	31	8	39	9.0	4.5	0-0	0	0	2
Totals	36-17	55	24	79	17.0	8.5	0-0	1	0	3

Lacy's Game-by-Game Stats (Solo-Ast)

2004		2005		2006	
@Iowa State	0-0	Drake	1-0	@Drake	2-1
Minnesota State	2-3	Minnesota-Duluth	DNP	North Dakota	6-0
Stephen F. Austin	1-3	@Iowa	1-2	South Dakota State	6-1
@Southern Illinois	0-0	@Western Illinois	1-1	@Iowa State	2-0
Western Kentucky	0-0	@Missouri State	0-2	Missouri State	1-0
@Youngstown State	1-0	Indiana State	0-0	@Indiana State	3-1
Western Illinois	3-0	@Illinois State	0-3	@Youngstown State	1-2
@Missouri State	0-0	Youngstown State	3-0	Western Illinois	1-1
@Indiana State	0-0	@Western Kentucky	1-1	Western Kentucky	4-0
Illinois State	0-0	Southern Illinois	2-0	@Southern Illinois	2-0
@Northern Arizona	0-0	Northern Arizona	1-1	Illinois State	4-1
		Eastern Washington	4-0		
		@New Hampshire	4-1		
		@Texas State	2-1		
		Appalachian State	3-0		



Waterloo, Iowa
West HS
6' 4", 275 lbs., DL, So. [1L]

WES LANE **93**

Panther Plus: Looking to land a spot in the two-deep on the defensive line. **2006:** Played in eight games ... missed first three games of the season battling mono ... tallied four total tackles (coaches' film) ... notched two stops and had a pass breakup against Iowa State (9/30) ... recorded two more tackles in a 38-7 win over Missouri State (10/7). **2005:** Redshirted. High School: A 2005 graduate of Waterloo West High School ... earned all-state honors ... two-time all-conference and all-metro selection ... placed second in the state wrestling tournament as a senior ... MVC champion in the shot put ... two-time state and Drake Relays qualifier in the shot put and discus ... high school coaches: John Denhartog and Doug Gee. **Personal:** Born [redacted] in Waterloo, Iowa ... son of Mark and Kim Lane ... majoring in physical education - exercise science ... enjoys hunting and fishing.



Newton, Iowa
Newton HS
6' 1", 219 lbs., RB, So. [1L]

DERRICK LAW **31**


Panther Plus: Will likely serve as a backup to Corey Lewis and Darian Williams at the running back position ... rushed for a game-high 92 yards and a touchdown in the Spring Game. **2006:** Played in nine games ... rushed five times for 15 yards in a 48-7 win at Drake (8/31) ... rushed for a season-high six times for 21 yards in a 34-14 win at Indiana State (10/14) ... tallied his lone reception of the season against the Sycamores for seven yards ... also saw time special teams and recorded two total tackles ... carried the ball 13 times for 41 yards and caught three passes for 22 yards in the spring game. **2005:** Redshirted. **High School:** Finished senior campaign with 1,126 yards and 15 rushing TDs on 180 carries, averaging 6.1 yards per carry ... academic all-conference ... also lettered in track and basketball ... member of honor roll ... Rotary Student of the Month ... coached YMCA Little League football. **Personal:** [redacted] son of Eric and Stephanie Law ... nephew of former UNI athlete Ira Mitchell ... management major ... nicknamed "D-law" ... also recruited by Iowa, Iowa State, Nebraska and Missouri ... enjoys dancing and playing football video games ... chose UNI because of its quality of education and football.

Law's Career Rushing Stats

Year	G-GS	No.	Yds.	Avg.	TD	LG	HG
2006	9-0	14	34	2.4	0	8	21

Law's Career Receiving Stats

Year	G-GS	No.	Yds.	Avg.	TD	LG	HG
2006	9-0	1	7	7.0	0	7	7



St. Paul, Neb.
St. Paul HS
6' 0", 197 lbs., RB, Jr. [2L]

COREY LEWIS

1

Panther Plus: Will battle with Darian Williams to be the Panthers' starting running back. **2006:** Saw action in nine games ... earned seven starting assignments at running back ... missed two games and saw limited action in two others as he recovered from a high left ankle sprain ... led the team with 894 rushing yards and 10 rushing touchdowns ... ranked No. 27 in the nation and No. 5 in the Gateway in rushing yards/game (99.3) ... ranked No. 44 in the nation and No. 6 in the Gateway in all-purpose yards/game (117.9) ... rushed for three straight 100-plus rushing games before being injured against Iowa State (9/30) ... tallied a career-high 196 rushing yards and added two touchdowns in leading the Panthers to a 27-17 win over South Dakota State (9/16) ... set his career bests in receptions (6) and receiving yards

(78) against Western Illinois (10/28) ... finished the season strong with three straight 100-plus rushing games ... toted the ball 20 times for 123 yards and a touchdown in a 31-20 win over Western Kentucky (11/4) ... rushed a season-high 21 times for 120 yards and two touchdowns at Southern Illinois (11/11) ... wrapped up the season with a 113-yard rushing effort and a touchdown in a 38-27 win over No. 5-ranked Illinois State (11/18). **2005:** Played in all 15 games ... ranked third on the squad with 282 rushing yards on 52 carries ... scored his first collegiate touchdown on a one-yard plunge in the third quarter of UNI's 49-14 win over Minnesota-Duluth (9/10) ... had a season-long carry of 35 yards in UNI's 21-7 victory over No. 11-ranked Youngstown State (10/29) ... rushed for a career-high 112 yards on 19 carries in the Panthers' 41-17 win over Northern Arizona (11/19) ... finished off the scoring in the win over NAU with a 33-yard touchdown run in the fourth quarter ... caught his only pass of the season, a 13-yarder, in UNI's NCAA first-round playoff win over Eastern Washington (11/26) ... saw plenty of action on special teams and recorded seven total tackles ... rushed for 58 yards on 10 carries

and caught two passes for 18 yards in the Spring Game. **2004:** Redshirted. **High School:** Four-year letterman in football, basketball and track ... four-time all-district

in football, Class C1 first team all-state RB Omaha World-Herald, first team all-state Lincoln Journal Star, offensive captain of the Grand Island Independent's All-Heartland Super Squad RB ... Husker Land Prep Report all-state WR ... rushed for 23 TDs and 1,423 yards as a senior and caught 20 passes for 506 yards ... set the 11-man state record with 403 rushing yards on 35 attempts ... recorded 51 solos and 27 assisted tackles with five interceptions as a strong safety ... two-time basketball all-conference, two-time state track qualifier in the 110 and 300m hurdles. **Personal:** Born in Des Moines, Iowa ... son of Billy Lewis and Loretta McKinney ... majoring in physical education - exercise science ... nicknamed "Lo-Lo" ... also recruited by Nebraska, North Dakota State and Idaho ... chose UNI because of the campus and facilities.

C. Lewis' Career Rushing Stats

Year	G-GS	No.	Yds.	Avg.	TD	LG	HG
2005	15-0	52	282	5.4	2	35	112
2006	9-7	134	894	6.7	10	34	196
Totals	24-7	186	1,176	6.3	12	35	196

C. Lewis' Career Receiving Stats

Year	G-GS	No.	Yds.	Avg.	TD	LG	HG
2005	15-0	1	13	13.0	0	13	13
2006	9-7	19	167	8.8	0	25	78
Totals	24-7	20	180	9.0	0	25	78

C. Lewis' Game-By-Game Rushing Stats (No-Yds)

2005		Southern Illinois	0-0	South Dakota State	16-196
Drake	10-51	Northern Arizona	19-112	@Iowa State	19-84
Minnesota-Duluth	11-43	Eastern Washington	0-0	Missouri State	DNP
@Iowa	0-0	@New Hampshire	0-0	@Indiana State	DNP
@Western Illinois	0-0	@Texas State	1(-2)	@Youngstown State	1-2
@Missouri State	0-0	Appalachian State	0-0	Western Illinois	11-37
Indiana State	0-0			Western Kentucky	20-123
@Illinois State	0-0	2006		@Southern Illinois	21-120
Youngstown State	11-78	@Drake	11-105	Illinois State	16-113
@Western Kentucky	0-0	North Dakota	19-114		



Oxnard, Calif.
St. Bonaventure HS/USC
6' 1", 225 lbs., WR, Sr. [1L]

WHITNEY LEWIS

20

Panther Plus: Moving to wide receiver after serving as a running back in 2006 ... caught a five-yard pass in the Spring Game. **2006:** Saw action in seven games ... started two games at running back ... his 360 rushing yards ranked No. 3 on the team ... scored his first collegiate touchdown on a five-yard run in a 48-7 win over Drake (8/31) ... in his first start as a Panther, he rushed for 47 yards and two touchdowns (11, 2) in a 38-7 win over Missouri State (10/7) ... rushed for a season-high 71 yards in his second career start at Indiana State (10/14). **Prior to UNI:** Played two seasons at the University of Southern California. **High School:** A 2002 Parade All-American first team **Personal:** Born in Corpus Christi, Tex., but moved to California when he was 2.



PANTHER PROFILES

W. Lewis' Career Rushing Stats


Year	G-GS	No.	Yds.	Avg.	TD	LG	HG
2006	7-2	80	360	4.5	3	30	71

W. Lewis' Career Receiving Stats

Year	G-GS	No.	Yds.	Avg.	TD	LG	HG
2006	7-2	7	50	7.1	0	11	13

W. Lewis' Game-By-Game Rushing Stats (No-Yds)


2006		@Iowa State	10-58	Western Illinois	DNP
@Drake	8-35	Missouri State	12-47	Western Kentucky	DNP
North Dakota	15-69	@Indiana State	16-71	@Southern Illinois	DNP
South Dakota State	14-66	@Youngstown State	5-14	Illinois State	DNP



Algona, Iowa
Algona HS
6' 3", 301 lbs., OL, So. [1L]

JORDAN LIMBAUGH 60

Panther Plus: Will serve as a backup to Chad Rinehart at left tackle. **2006:** Saw action in eight games as a reserve on the offensive line. **2005:** Redshirted. **High School:** Des Moines Register first-team elite all-state in 2004 ... two-time all-state and all-district 2003, 2004 ... school record holder for most knockdown blocks in a single season and career ... three-year letterwinner in wrestling ... three-time North Central Conference champion and state place winner in 2004, finishing sixth ... also three letters in track, throwing the shot and discus ... high school coach: Brad Heitland. **Personal:** Son of Jack and Debbie Limbaugh ... brother, Jack, played football at Nebraska, graduating in 2003 ... nicknamed "Slim" ... majoring in business.



Grinnell, Iowa
Grinnell HS
6' 4", 253 lbs., TE, R-Fr.

RYAN MAHAFFEY 48

Panther Plus: Moved to tight end after spending his redshirt season at fullback. **2006:** Redshirted. **High School:** A 2006 graduate of Grinnell High School ... a first-team all-state pick by the Des Moines Register ... third-team all-state by the Iowa Newspaper Association ... two-time all-district selection ... voted the Larry Earl Memorial Lineman of the Year ... served as team co-captain ... possesses great speed and agility for his size ... second-team all-state pick in basketball by the Iowa Newspaper Association ... placed third in the shot put at the state track meet as a senior ... earned letters in track (4), basketball (3) and football (3) ... honor roll student ... member of National Honor Society. **Personal:** Born [redacted] in Des Moines, Iowa ... son of Rachael Mahaffey ... political science major.



Sioux Falls, S.D.
O'Gorman HS
6' 1", 237 lbs., LB, So. [1L]

JOSH MAHONEY 38

Panther Plus: Will contribute as a reserve linebacker and on special teams. **2006:** Played in all 11 games ... registered a season-high two tackles at Iowa State (9/30) ... tallied an assisted tackle at Indiana State (10/14) ... secured a tackle at Southern Illinois (11/11). **2005:** Redshirted. **High School:** 2004 South Dakota Gatorade Player of the Year ... two-time first team all-state, three-time all-conference ... rushed for 1,031 yards and 19 TDs in 2004 to lead team to first Class AA state title since 1993 ... career 2,102 rushing yards, 36 TDs and 275 tackles ... state place winner in wrestling as a junior ... first in class with a 4.0 GPA ... member of Student Council and Fellowship of Christian Athletes ... high school coach: Steve Kueter. **Personal:** Son of John and Joan Mahoney ... chose UNI because of the coaches and school in general ... double major in economics and English.


Mahoney's Career Defensive Stats

Year	G-GS	UT	AT	Total	TFL	Sacks	INT	FF	FR	PBU
2006	11-0	2	2	4	0.0	0.0	0	0	0	0

Mahoney's Game-by-Game Stats (Solo-Ast)

2006		@Iowa State	2-0	Western Illinois	0-0
@Drake	0-0	Missouri State	0-0	Western Kentucky	0-0
North Dakota	0-0	@Indiana State	0-1	@Southern Illinois	0-1
South Dakota State	0-0	@Youngstown State	0-0	Illinois State	0-0





Seaside, Calif.
Monterey HS/Rochester CC
6' 6", 305 lbs., DL, Sr. [1L]

JEFF MCGASTER **97**


Panther Plus: Will see action at the defensive tackle slot. **2006:** Saw action in all 11 games as a reserve on the defensive line ... notched a season-high five tackles in a 27-17 win over South Dakota State (9/16) ... secured a tackle-for-loss in a 34-14 win at Indiana State (10/14) ... recorded four stops against Western Illinois (10/28). **Prior to UNI:** A 2004 graduate of Monterey High School in Seaside, Calif. ... played two seasons at Rochester (Minn.) Community College ... helped Rochester to 18 wins in his tenure there ... first-team all-southern division as a sophomore ... notched 50 tackles (13 solos), 19 tackles-for-loss, 13 hurries, 5.5 sacks, 3 batted passes, two forced fumbles and a blocked extra points in 2005 ... earned second-team all-southern division honors as a freshman. **Personal:** son of John and Ersula McGaster ... outdoor recreation major.

McGaster's Career Defensive Stats

Year	G-GS	UT	AT	Total	TFL	Sacks	INT	FF	FR	PBU
2006	11-0	7	8	15	1.0	0.0	0-0	0	0	0

McGaster's Game-by-Game Stats (Solo-Ast)

2006		@Iowa State	0-0	Western Illinois	1-3
@Drake	2-0	Missouri State	0-0	Western Kentucky	0-0
North Dakota	0-0	@Indiana State	0-2	@Southern Illinois	2-0
South Dakota State	2-3	@Youngstown State	0-0	Illinois State	0-0




Washburn, Minn.
Washburn HS
6' 1", 180 lbs., CB, Jr. [1L]

SEAN McMOORE **29**

Panther Plus: Will battle for playing time as a reserve cornerback ... will also contribute on special teams. **2006:** Saw action in all 11 games ... did not record a tackle. **2005:** Saw action in two games ... recorded two solo tackles (coaches' film) against both Drake (9/1) and Minnesota-Duluth (9/10). **2004:** Redshirted. **High School:** Earned three letters each in football and track ... ran on a track team that was conference champ three times ... placed second in the conference triple jump, third in the 200m, second in the 100m and was a member of the second-place 4x100 and 4x200 relays ... football all-conference, co-captain, second team all-Metro, all-academic ... recorded 15 pass breakups, three interceptions, 47 tackles, three forced fumbles and recovered two fumbles his senior year. **Personal:** son of Daryl McMoore and Edna Sherrod ... twin brother, Terrell, also plays for the Panthers ... majoring in physical education - exercise science ... enjoys playing video games and collecting football cards.

S. McMoore's Career Defensive Stats

Year	G-GS	UT	AT	Total	TFL	Sacks	INT	FF	FR	PBU
2005	2-0	2	0	2	0.0	0.0	0-0	0	0	0
2006	11-0	0	0	0	0.0	0.0	0-0	0	0	0
Totals	13-0	2	0	2	0.0	0.0	0-0	0	0	0



Washburn, Minn.
Washburn HS
6' 1", 185 lbs., CB, Jr. [1L]

TERRELL McMOORE **24**

Panther Plus: Battling with transfer Adam Roberts for playing time at one of the cornerback slots. **2006:** Saw action in 10 games ... started three games, including his first career start against South Dakota State (9/16) ... missed the Indiana State game with a sprained left ankle ... recorded 20 total tackles (press box stats) ... secured six tackles at Iowa State (9/30) ... tallied a career-high 10 tackles in a 38-7 win over Missouri State (10/7). **2005:** Played in two contests ... collected three tackles in the Panthers' 52-17 win over Drake (9/1) ... notched four stops in UNI's 49-14 victory over Minnesota-Duluth (9/10). **2004:** Redshirted. **High School:** Earned three letters in football and four in track ... ran on the three-time conference champion track squad, placing third in the regional triple jump, second in the 200m in conference and fourth in the 100m ... football all-metro, all-conference, Vikings' first-team all-state, KARE-11 first-team all-state, first-team all-state Star Tribune and Pioneer Press, second-team all-state by Associated Press ... co-captain. **Personal:** son of Edna Sherrod and Daryl McMoore ... twin brother, Sean, also plays for the Panthers ... majoring in physical education - exercise science ... enjoys playing video games.




T. McMoore's Career Defensive Stats

Year	G-GS	UT	AT	Total	TFL	Sacks	INT	FF	FR	PBU
2005	2-0	5	2	7	0.0	0.0	0-0	0	0	0
2006	10-3	16	4	20	0.0	0.0	0-0	0	0	0
Totals	12-3	21	6	27	0.0	0.0	0-0	0	0	0

T. McMoore's Game-by-Game Stats (Solo-Ast)


2005		Southern Illinois	DNP	South Dakota State	0-1
Drake	2-1	Northern Arizona	DNP	@Iowa State	5-1
Minnesota-Duluth	3-1	Eastern Washington	DNP	Missouri State	9-1
@Iowa	DNP	@New Hampshire	DNP	@Indiana State	DNP
@Western Illinois	DNP	@Texas State	DNP	@Youngstown State	0-1
@Missouri State	DNP	Appalachian State	DNP	Western Illinois	1-3
Indiana State	DNP			Western Kentucky	0-0
@Illinois State	DNP	2006		@Southern Illinois	0-0
Youngstown State	DNP	@Drake	0-0	Illinois State	1-0
@Western Kentucky	DNP	North Dakota	0-0		



Deep River, Iowa
Montezuma HS
6' 2", 225 lbs., LB, Jr.

DUSTIN MORROW **52**

2006: Did not see action. **2005:** Did not see action. **2004:** Redshirted. **High School:** A 2004 graduate of Montezuma High School ... three-time first-team all-district selection ... two-time all-conference pick in basketball ... earned letters in football (4), basketball (3) and track (3) ... honor roll student. **Personal:** Born [redacted] in Grinnell, Iowa ... son of Scott and Carol Morrow ... has a brother (Ben) and a sister (Jamie) ... majoring in marketing ... selected UNI because of its good football tradition and an all-around good atmosphere.



Cedar Falls, Iowa
Cedar Falls HS
5' 11", 200 lbs., S, Jr. [2L]

NICK NELSON **8**

Panther Plus: Battling for a starting job in the secondary ... led the White squad with six tackles in the Spring Game. **2006:** Saw action in all 11 games ... played in the spring as a quarterback but transitioned to safety midway through the fall because of injuries in the secondary ... tallied seven total tackles via special teams ... completed his only pass as a quarterback for 29 yards in a 48-7 win over Drake (8/31) ... quarterbacked the White squad to a 7-0 win in the Spring Game ... connected with Joel Gilson for an 18-yard touchdown pass in the Spring Game. **2005:** Played in all 15 games ... saw action in three games as a backup quarterback and was 4-of-7 passing with 50 yards and a touchdown ... enjoyed plenty of playing time on special teams and recorded seven total tackles ... tossed his first collegiate touchdown pass, a 15-yarder to Matt Garvin, in UNI's 52-17 season-opening win over Drake (9/1) ... completed 2-of-3 passes for 27 yards against the Bulldogs ... went 2-of-3 passing for 23 yards in the Panthers' 49-14 victory over Minnesota-Duluth (9/10) ... rushed three times for

nine yards against UMD, including a season-high scamper of 15 yards ... also saw action against Missouri State (10/8) but did not complete a pass in his only attempt ... completed nine-of-23 passes with no interceptions and no TDs for 94 yards in the Spring Game. **2004:** Redshirted. **High School:** Three-year starter and two-time co-captain for Coach Pat Mitchell ... only Cedar Falls QB to pass for 1,000 yards in consecutive seasons (2002, 2003) and only the second to pass for at least 2,000 yards in a career ... ranked No. 1 in career completions (167), attempts (318), single-game passing yardage (338, vs. Xavier in 2003), single-game pass attempts (28), completions (16) and TD passing yards (90) ... ranked second all-time in career passing yards (2,677) and career passing TDs (24) ... first-team all-state Iowa Newspaper Association Class 4A DB in 2003, first-team all-metro QB and first team all-Mississippi Valley ... second-team Des Moines Register football selection ... attended UNI QB Coach Mario Verduzco's Quarterback School three consecutive years ... earned two letters in baseball (2001, 2002), three in wrestling (2002-04) and three in track (2001-03) ... three-year participant in state track meet (2001-03), placing sixth as a junior in the 110 high hurdles and as a member of the 4x400 relay ... 2003 Drake Relays participant in the high hurdles and state meet in 2002 ... honor roll student for three years.


Personal: Born [redacted] in Waterloo, Iowa ... son of Jamie and Rick Nelson ... Father is the Panthers' offensive line coach ... majoring in social science education.

Nelson's Career Passing Stats

Year	G-GS	Att	Com	Pct.	Yds	Int	TDs	LG	HG
2005	15-0	7	4	57.1	50	0	1	15	27
2006	11-0	1	1	100.0	29	0	0	29	29
Totals	26-0	8	5	62.5	79	0	1	29	29

Nelson's Career Rushing Stats

Year	G-GS	No	Yds	Avg	TD	LG	HG
2005	15-0	5	7	1.4	0	15	9
2006	11-0	1	0	0.0	0	0	0
Totals	26-0	6	7	1.2	0	15	9




Cedar Falls, Iowa
Cedar Falls HS
6' 7", 210 lbs., TE, R-Fr.

SCHUYLAR OORDT **87**

Panther Point: Grabbed two catches for 58 yards in the Spring Game ... should see plenty of time at the tight end slot in the fall. **2006:** Redshirted. **High School:** A 2006 graduate of Cedar Falls High School ... a four-sport athlete in football, basketball, track and baseball ... played a key role in the Tigers' drive to the 2005 state title game ... earned letters in football (4), track (4), basketball (3) and baseball (2) ... honor roll student ... high school coaches: Pat Mitchell and Brad Remmert. **Personal:** Born [redacted] in Waterloo, Iowa ... son of Art and Sally Oordt ... majoring in accounting ... also recruited by Iowa and Kansas ... selected UNI because of its "outstanding academics and athletics."





Moore, Okla.
Moore HS
6' 1", 185 lbs., FS, Sr. [2L]
Second Team All-Gateway - 2006

CHRIS PARSONS **10**

Panther Plus: Will be the starting strong safety for the second straight season. **2006:** Second-team all-Gateway Football Conference ... started all 11 games at free safety ... finished tied for second in the nation interceptions (6) ... ranked tied for seventh in the Gateway in passes defended (8) ... ranked second on the team with 67 total tackles (press box stats) ... had at least five tackles in eight games ... tallied eight tackles in a 48-7 season-opening win over Drake (8/31) ... secured seven stops, recovered a fumble and intercepted his first pass of the season in a 27-17 win over South Dakota State (9/16) ... notched a pair of interceptions in a 34-14 win at Indiana State (10/14) ... then recorded two more interceptions and a season-high 13 tackles the following week in a 31-20 home win over Western Kentucky (11/4) ... picked off his final pass of the season in a 38-27 over No. 6-ranked Illinois State (11/18). **2005:** Started all 15 games at strong safety ... tied for the team lead in fumble recoveries (3) ... ranked No. 4 on the team in total tackles (95) ... tallied four 10+ tackle games ... recovered a pair of fumbles in UNI's 41-24 victory at Western Illinois (10/1) ... racked up a season-high 17 tackles (coaches' film) at Missouri State (10/8) ... notched his first collegiate interception in UNI's 21-7 win over No. 11-ranked Youngstown State (10/29) ... secured 10 stops (coaches' film) in UNI's 25-24 Gateway Conference clinching win over No. 4-ranked Southern Illinois (11/12) ... tallied his second interception of the season and his first sack in the Panthers' 41-17 regular season finale win over Northern Arizona (11/19) ... forced and recovered a second-half fumble to help the Panthers to a 24-21 win in the NCAA quarterfinals at No. 1-ranked New Hampshire ... blocked a punt in the first half to set up a first-half touchdown in the win at New Hampshire ... intercepted a crucial two-point conversion pass by Texas State's Barrick Nealy in the third quarter of UNI's 40-37 overtime win in the NCAA FCS semifinals ... led the Panthers in tackles (7) in the NCAA FCS national championship game against Appalachian State (12/16) ... moved from quarterback to free safety in the spring. **2004:** Saw little action playing behind Tom Petrie and Eric Sanders at quarterback ... played at Indiana State and against Illinois State ... rushed one time for 15 yards at Indiana State ... did not attempt any passes. **High School:** Led his Class 6A suburban Oklahoma City team into the state semifinals as a senior ... ran for over 1,000 yards and passed for over 1,000 yards each of his last two years ... district Offensive Player of the Year ... named first-team all-state as a defensive back by the Daily Oklahoman, the Tulsa World and by the Oklahoma State Coaches Association ... three-year starter ... team MVP. **Personal:** son of Randy and Lisa Parsons ... majoring in physical education - exercise science ... also recruited by Oklahoma.

Parsons' Career Defensive Stats

Year	G-GS	UT	AT	Total	TFL	Sacks	INT	FF	FR	PBU
2005	15-15	64	31	95	2.0	1.0	2-24	2	3	7
2006	11-11	45	22	67	2.0	0.0	6-34	1	1	2
Totals	26-26	109	53	162	4.0	1.0	8-58	3	4	9

Parsons' Game-by-Game Stats (Solo-Ast)

2005		Southern Illinois	6-4	South Dakota State	4-3
Drake	5-4	Northern Arizona	2-1	@Iowa State	3-2
Minnesota-Duluth	2-5	Eastern Washington	6-5	Missouri State	0-1
@Iowa	5-4	@New Hampshire	2-4	@Indiana State	1-3
@Western Illinois	2-2	@Texas State	5-6	@Youngstown State	8-5
@Missouri State	7-10	Appalachian State	6-1	Western Illinois	5-2
Indiana State	2-2			Western Kentucky	7-2
@Illinois State	3-4	2006		@Southern Illinois	5-3
Youngstown State	3-3	@Drake	6-2	Illinois State	5-0
@Western Kentucky	4-4	North Dakota	6-0		



Plymouth, Minn.
Armstrong HS/Univ. of Minnesota
6' 5", 295 lbs., DL, Jr. [2L]

EVERETTE PEDESCLEAUX **95**

Panther Plus: Looks to plug the middle of the Panthers' defensive front. **2006:** Drew eight starting assignments at the defensive tackle position ... saw action in all 11 games ... secured 19 total tackles (coaches' film) ... notched a season-high five tackles in 27-17 win over South Dakota State (9/16) ... blocked a kick and tallied a tackle-for-loss against Western Illinois (10/28) ... earned his first sack of the season in a 31-20 win over Western Kentucky (11/4). **2005:** Saw action in 12 games ... started four games against Missouri State (10/8), Indiana State (10/15), Northern Arizona (11/19), Eastern Washington (11/26) ... tallied nine total tackles (press box stats) ... played a major role in keeping UNI in the playoff race when he blocked a field goal as time expired in regulation at Western Kentucky (11/5) ... the blocked kick forced overtime, where UNI eventually scored a 23-20 double-overtime victory ... racked up a season-high four tackles and half a sack in a 41-24 win at Western Illinois (10/1) ... missed three games with a knee injury. **Prior to UNI:** Enrolled at the University of Minnesota in January 2005 but did not compete for the Gophers in either football or basketball. **High School:** Was a two-sport star at Armstrong High School, graduating in 2004 ... two-year all-conference choice in football ... a first-team all-state selection as a senior ... averaged 20.1 points and 9.4 rebounds per game as a senior ... a three-year all-conference performer in hoops ... team finished 22-8 his senior season ... holds Armstrong records for career points (1,474), rebounds (702), field goals (507) and free throws (340) ... scored 590 points and grabbed 289 rebounds, both single-season school records, his senior year ... scored a career-high 37 points against St. Louis Park as a senior, which was the most ever for an Armstrong player ... finalist for the state of Minnesota's "Mr. Basketball" in 2004. **Personal:** son of Carl Thomas and Lynette Pedescleaux ... has two siblings, Breyana and Dynette ... majoring in studio art and communications ... biggest influence is his mom because she has always been there for him.


PANTHER PROFILES

Pedescleaux's Career Defensive Stats

Year	G-GS	UT	AT	Total	TFL	Sacks	INT	FF	FR	PBU	BK
2005	12-4	5	4	9	0.5	0.5	0-0	0	0	0	1
2006	11-8	13	6	19	4.0	1.0	0-0	1	0	3	1
Totals	23-12	18	10	28	4.5	1.5	0-0	1	0	3	2

Pedescleaux's Game-by-Game Stats (Solo-Ast)


2005	Southern Illinois		1-0	South Dakota State	5-0
Drake	1-0	Northern Arizona	1-1	@Iowa State	1-2
Minnesota-Duluth	0-0	Eastern Washington	2-0	Missouri State	0-0
@Iowa	0-1	@New Hampshire	DNP	@Indiana State	0-0
@Western Illinois	2-2	@Texas State	DNP	@Youngstown State	2-0
@Missouri State	0-2	Appalachian State	0-0	Western Illinois	0-1
Indiana State	1-0			Western Kentucky	3-0
@Illinois State	DNP	2006		@Southern Illinois	1-3
Youngstown State	0-0	@Drake	1-0	Illinois State	0-0
@Western Kentucky	0-0	North Dakota	0-0		



Cedar Falls, Iowa
Cedar Falls HS
6' 5", 240 lbs., TE, So. [1L]

SAM PETERSON **81**

Panther Plus: Looks to battle with Austin Howard and Schuyler Oordt for playing time at the tight end position ... caught one pass for seven yards in the Spring Game. **2006:** Saw action in five games with a majority of the action occurring on special teams ... returned a squib kickoff four yards in a 34-14 win at Indiana State (10/14). **2005:** Redshirted. **High School:** Des Moines Register Elite All-State, 4A first-team all-state, first-team all-conference and all-metro as a senior ... Black Hawk County Scholarship awardee ... led team to undefeated regular season (9-0), 10-1 overall in 2004 ... two-year football letterman ... eight catches for 93 yards and eight TDs ... also recorded 65 tackles, six sacks, six tackles for loss, two forced fumbles, one interception and six quarterback pressures ... junior year, all-metro and second-team all-conference ... career 12 catches for 135 yards and eight TDs, 110 total tackles and eight sacks ... 3.89 GPA ... member of honor roll and academic all-conference ... high school coach: Pat Mitchell. **Personal:** son of Scott and Sandy Peterson ... majoring in criminology ... enjoys all sports and playing video games ... nicknamed "Petey" ... also recruited by Harvard and Iowa State ... cousin, Matt, played football at UNI from 1996-2000.



Waterloo, Iowa
Columbus HS
5' 8", 166 lbs., PK, So. [1L]

NATHAN RAUSA **16**

Panther Plus: Looking to take over the place-kicking duties but will battle with Billy Hallgren after serving as Brian Wingert's backup last season ... made a pair of extra points and a 36-yard field goal in the Spring Game. **2006:** Saw action in two games ... his first collegiate action came against Western Kentucky (11/4) when he kicked off ... scored his first points on a 32-yard field goal against Southern Illinois (11/11) ... also was perfect on his only extra point attempt against the Salukis. **2005:** Redshirted. **High School:** Two-time all-metro, all-district, all-state

Class 2A selection ... Des Moines Sunday Register Elite All-State ... first-team academic all-district pick ... member of state championship team ... earned two letters in football, four in tennis and three in soccer ... Shrine Bowl participant ... high school coach: Aundra Meeks ... member of honor roll, Student Council, MOC Trial ... volunteer at Catholic Worker House; tennis, football and soccer camps. **Personal:** Born [redacted] in Fort Collins, Colo. ... son of David and Patty Rausa ... nicknamed "Nate Dog" ... English major ... also recruited by Iowa and Iowa State ... enjoys reading and hanging out with friends.



Urbandale, Iowa
Dallas Center-Grimes HS
5' 9", 170 lbs., WR, Jr.

TYLER REAGAN **89**


2006: Played in his only game of the season at Drake (8/31). **2005:** Saw action in two games ... returned a kick 17 yards in the season-opening 52-17 win over Drake (9/1). **2004:** Redshirted. **High School:** A 2004 graduate of Dallas Center-Grimes High School ... helped the Mustangs to the school's first-ever 3A playoff appearance ... first-team all-district selection at wide receiver ... first-team all-area pick ... served as team captain ... high school coach: Steve Watson ... earned letters in football (3), track (2) and golf (2) ... honor roll student. **Personal:** Born [redacted] in Urbandale, Iowa ... son of Steve and Jodie Reagan ... has a sister (Katie) ... majoring in construction management ... chose UNI because of the coaches, location and academics.



Reedsburg, Wis.
Reedsburg HS
6' 5", 262 lbs., TE, R-Fr.

ERIC REIMER **86**


2006: Redshirted. **High School:** A 2006 graduate of Reedsburg High School ... earned all-region and all-conference honors in football ... all-conference performer in three sports including football, basketball and baseball ... earned the 2005 Senior Award and the 2004 Special Teams Award ... led his baseball team to back-to-back regional championships ... led his team in home runs and triples ... in basketball, he was his team's leading rebounder ... tallied the 2006 Outstanding Senior Athlete award. **Personal:** Born [redacted] in Reedsburg, Wis. ... son of Russ and Sharon Reimer ... has a sister (Amanda) ... majoring in criminal justice ... also recruited by St. Cloud State, South Dakota, North Dakota and Illinois State ... selected UNI because "it's the best."



Boone, Iowa
Boone HS
6' 5", 308 lbs., OT, Sr. [3L]
Second Team All-America - 2006
First Team All-Gateway - 2005, 2006
First Team All-Northwest Region - 2006
Second Team All-Northwest Region - 2005

CHAD RINEHART

77



Burnsville, Minn.
Burnsville HS
6' 4", 265 lbs., DL, So. [1L]
Gateway All-Newcomer Team - 2006

JAMES RUFFIN

44

Panther Plus: One of the nation's best offensive tackles ... will anchor the Panthers' offensive line at left tackle. **2006:** Started all 11 games at left tackle ... second-team All-America by the Associated Press and The Sports Network ... third-team All-America by Don Hansen's Football Gazette ... first-team all-Gateway Football Conference pick ... first-team all-Northwest Region selection ... named the Gateway's Offensive Lineman of the Week after helping running back Corey Lewis gain a career-high 196 yards in a 27-17 win over South Dakota State (9/16) ... helped pave the way for the Panthers' 439-yard rushing attack against Indiana State (10/14) ... assisted the Panther offense in ranking No. 4 in the nation and No. 1 in the Gateway in total offense ... opened holes for a UNI running game that finished ranked No. 10 in the nation at 219.3 yards per game ... helped UNI offense rank No. 11 in the nation in scoring offense (31.0 points/game). **2005:** Started all 15 games at left tackle ... first-team all-Gateway selection on the offensive line ... named second-team all-northwest region

by Don Hansen's Football Gazette ... two-time Gateway Conference Offensive Lineman of the Week ... earned his first player of the week honor after helping lead UNI to a 41-24 win at Western Illinois (10/1) as the Panthers gained 248 yards on the ground ... also logged player of the week honors after the Panthers' 25-24 win over Southern Illinois (11/12), in which UNI gained 410 total yards ... graded out a winning percentage (80 percent or higher) against Drake (92 percent), Minnesota-Duluth (93 percent, 1-plus play), Iowa (82 percent), Western Illinois (91 percent, 2-plus plays), Missouri State (91 percent), Indiana State (94 percent, 2-plus plays), Youngstown State (85 percent, 1-plus play), Western Kentucky (92 percent, 3-plus plays), Southern Illinois (96 percent), Northern Arizona (85 percent, 1-plus play), Eastern Washington (83 percent), New Hampshire (91 percent), Texas State (88 percent, 2-plus plays) ... led the squad in winning percentage in six contests ... named preseason honorable mention all-Gateway by I-AA.org. **2004:** Started the first five games before undergoing a laparoscopic appendectomy (10/21) ... returned to action at Indiana State ... graded out a winning percentage (80 percent) against Minnesota State (86 percent), Stephen F. Austin (81 percent, 1-plus play), Southern Illinois (85 percent, 1-plus play), Western Kentucky (83 percent, 1-plus play), Indiana State (94 percent), Illinois State (94 percent), when he led the squad in grades; and at Northern Arizona (90 percent). **2003:** Redshirted.

High School: All-conference, all-district, second-team all-state in 2001 and 2002 ... 2002 state qualifier in the discus. **Personal:**

son of Marty and Gayle Rinehart ... majoring in sports psychology ... enjoys skiing, hunting, four-wheeling, fishing and biking ... also recruited by the Naval Academy.

Panther Plus: Another of the Panthers' talented young defensive linemen ... will be in a battle for a starting defensive end position. **2006:** A member of the Gateway Football Conference's All-Newcomer squad ... played in all 11 games ... drew seven starting assignments, including the final six games of the season ... had at least one tackle in nine games ... secured a season-high five tackles and notched a quarterback sack at Iowa State (9/30) ... batted down three passes in a 34-14 win at Indiana State (10/14) ... also recorded five tackles in a 31-20 victory over Western Kentucky (11/4). **2005:** Redshirted. **High School:** Two-year starter in basketball and three-year starter in football, playing both fullback and linebacker ... 2004 played primarily defense but still rushed for a team-high seven touchdowns ... three-time first-team all-conference performer ... also a shot put and discus thrower ... honor roll student ... Student Hall Leader. **Personal:** Born in Newark, N.J. ... son of James and Donna Ruffin ... nicknamed "Ruff Rydah" ... plans on majoring in applied physics.

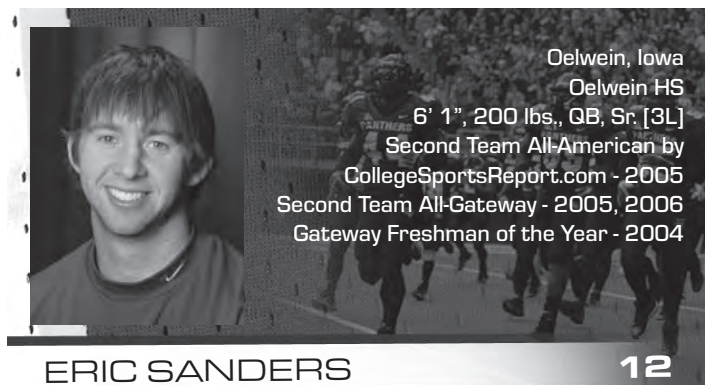
Ruffin's Career Defensive Stats

Year	G-GS	UT	AT	Total	TFL	Sacks	INT	FF	FR	PBU	BK
2006	11-7	18	8	26	3.0	1.0	0	0	0	3	0

Ruffin's Game-by-Game Stats (Solo-Ast)

2006		@Iowa State	4-1	Western Illinois	0-0
@Drake	1-0	Missouri State	3-0	Western Kentucky	4-1
North Dakota	0-0	@Indiana State	1-1	@Southern Illinois	2-0
South Dakota State	1-0	@Youngstown State	1-3	Illinois State	3-1





Oelwein, Iowa
Oelwein HS
6' 1", 200 lbs., QB, Sr. [3L]
Second Team All-American by
CollegeSportsReport.com - 2005
Second Team All-Gateway - 2005, 2006
Gateway Freshman of the Year - 2004

ERIC SANDERS

12

Panther Point: Has led the Panthers to nine fourth-quarter comeback victories in his career ... entering the season, he has posted a 23-8 mark as a starter ... joined the program as a walk-on — just like his head coach Mark Farley ... totaled an FCS-best 1,113 passing yards in the 2005 NCAA FCS playoffs on 87-of-127 passing, which included seven touchdowns ... will begin the season as one of 16 candidates for the Walter Payton Award - given to the nation's best FCS offensive player. **2006:** Started all 11 games at quarterback ... named one of five captains entering fall camp ... second-team all-Gateway Football Conference selection at quarterback ... ranked No. 11 in the nation in passing efficiency (147.37) ... ranked No. 46 in the nation in total offense per game (195.0) ... connected on 20-of-25 passing for 198 yards and a touchdown in the Panthers' 48-7 win at Drake (8/31) ... passed for 208 yards and two touchdowns in a 35-31 loss at home to North Dakota (9/9) ... went 9-of-12 passing and tossed a touchdown pass in a 27-17 win over SDSU (9/16) ... started the Iowa State (9/30) game by completing his first 12 pass attempts ... finished the Iowa State game 23-of-29 passing for 158 yards and a touchdown ... surpassed the 5,000-yard passing mark in a 38-7 win over Missouri State (10/7) ... tossed two touchdowns on 10-of-14 passing against the Bears ... rushed for a season-high 70 yards on six carries and had a rushing score in a 34-14 win at Indiana State (10/14) ... passed for a season-high 291 yards in a 31-23 win at No. 5-ranked Youngstown State (10/21) ... hooked up for three touchdown passes with Johnny Gray (6, 15, 70) against the Penguins ... rallied the Panthers with 21 fourth-quarter points to defeat Western Kentucky (11/4), 31-20 ... his 56-yard touchdown pass to Terrell Allen with 5:03 left in the game gave UNI a 24-20 lead, which it never relinquished ... passed for 204 yards and a touchdown at Southern Illinois (11/11) ... connected on only 6-of-9 passing for 98 yards and a touchdown but led the UNI offense to 413 total yards in a 38-27 victory over No. 6-ranked Illinois State (11/18). **2005:** Started 13 games at quarterback ... suffered an ankle injury in first half vs. Missouri State (10/8) and missed the next two games against Indiana State (10/15) and Illinois State (10/22) ... second-team all-America choice by CollegeSportsReport.com ... earned second-team all-Gateway honors ... led the Gateway and ranked No. 5 in the nation in passing efficiency (168.25) ... led the Gateway with 23 touchdown passes ... ranked No. 30 in the nation in total offense (231.38 yards/game) began the season by passing for 289

yards and three touchdowns on 14-of-17 passing in a 52-17 win over Drake (9/1) ... tossed three touchdowns and passed for 311 yards on 12-of-14 passing in a 49-14 win over Minnesota-Duluth (9/10) ... threw three more touchdown passes on 19-of-29 overall passing for 263 yards at Iowa (9/17) ... threw for 244 yards and two touchdowns in a 41-24 win at Western Illinois (10/1) ... rushed for a season-high 85 yards, including a 68-yard touchdown scamper against the Leathernecks ... bounced back from his injured ankle by helping the Panthers to a 21-7 win over No. 11-ranked Youngstown State (10/29) ... knocked off No. 6-ranked Western Kentucky (11/5) in double-overtime with a 20-yard touchdown pass to Justin Surrency ... helped clinch the Gateway Conference title with a come-from-behind 25-24 win over Southern Illinois (11/12) with three fourth-quarter scoring drives (12-62, 7-76, 8-79) ... passed for 272 yards and three touchdowns on 22-of-33 passing against the Salukis ... hooked up with Jamie Goodwin for the game-winning 35-yard touchdown pass on a 4th-and-2 with 2:04 remaining in the game ... outgunned Walter Payton Award winner Erik Meyer of Eastern Washington (11/26) in the first round of the NCAA FCS playoffs as Sanders passed for 330 yards and two touchdowns ... UNI trailed 38-24 with less than 10 minutes to go before Sanders led three scoring drives to clinch the 41-38 victory ... guided the Panthers to a 24-21 victory over No. 1-ranked New Hampshire (12/3) in the FCS quarterfinals by passing for 185 yards, including a 32-yard touchdown pass to running back David Horne that put UNI up 14-0 early in the second quarter ... continued his heroics in the NCAA semifinals with a 40-37 overtime win at No. 4-ranked Texas State ... he began the game on fire by connecting on his first nine passes for 200 yards and a touchdown ... with 5:01 remaining in the game and the Panthers trailing 37-29, Sanders guided the squad to a 10-play 72-yard touchdown drive ... but still in need of a two-point conversion to tie the game, Sanders rolled right and lofted a pass into the back of the end zone that was snared by Surrency to knot the game at 37-37 with 1:27 left ... he earned I-AA.org All-Star honors and was named the national Offensive Player of the Week by Don Hansen's Football Gazette for his efforts against Texas State ... named preseason second team all-Gateway by I-AA.org, ranked the second-best quarterback in the league ... selected the 13th-best QB in FCS by Matt Dougherty of The Sports Network to begin the season. **2004:** Played in nine games and started the last seven after the loss of Tom Petrie to injury ... became just the second freshman dating back to at least 1949 to start for the Panthers ... completed 95-of-150 passes for 1,307 yards and 15 TDs with just five interceptions ... long pass of 74 yards ... season-best 14-of-17 passes for 232 yards vs. Missouri State ... rushed 56 times for 171 yards and three TDs ... long run of 21 yards ... set a school freshman record for passing yards in a season ... finished the season

ranked third in the nation in passing efficiency (162.86) and 71st in total offense ... finished the season in eighth place in the Gateway for passing average per game, seventh in total offense and second in pass efficiency ... named Gateway Offensive Player of the Week following the Indiana State game when he completed 11-of-15 passes for 174 yards and four TDs ... named to the Gateway All-Newcomer Team ... selected Gateway Freshman of the Year. **2003:** Redshirted. **High School:** 2002 first-team Des Moines Register Class 3-A all-state ... Class 3-A Des Moines Register first-team all-state in basketball ... passed for state-record 2,916 yards, 32 TDs and ran for 748 yards and 16 TDs ... averaged 22 points and six assists in basketball ... also played shortstop and was a two-time first team choice by the Iowa Newspaper Association ... hit .532 during the regular season with 14 extra-base hits, including three home runs ... scored



38 runs, drove home 25 and struck out just five times in 77 at bats ... member of National Honor Society ... four-year honor roll student ... member of DECA and band ... high school coach: Jim Yokas. **Personal:** Born [redacted] in Delwein, Iowa ... son of Steve and Barb Sanders ... majoring in business ... nicknamed "Junior" ... coaches eighth and ninth grade baseball during the summer ... enjoys playing poker, video games and golf.



Sanders' Career Passing Stats

Year	G-GS	Att	Com	Pct.	Yds	Int	TDs	LG	HG
2004	9-7	150	95	63.3	1,307	5	15	74	232
2005	13-13	312	213	68.3	2,929	5	23	69	417
2006	11-11	249	169	67.9	1,934	7	15	70	291
Totals	33-31	711	477	67.1	6,170	17	53	74	417

Sanders' Career Rushing Stats

Year	G-GS	No	Yds	Avg	TD	LG	HG
2004	9-7	56	171	3.1	3	21	63
2005	13-13	88	79	0.9	2	68	85
2006	11-11	74	211	2.9	2	43	70
Totals	33-31	218	461	2.1	7	68	85

Sanders' Game-By-Game Passing Stats (Att-Com-Yds) (TD)


2004	Youngstown State	15-7-73 (0)
@Iowa State	DNP	29-24-235 (1)
Minnesota State	5-3-20 (0)	33-22-272 (3)
Stephen F. Austin	DNP	15-5-98 (1)
@Southern Illinois	13-5-56 (0)	40-31-330 (2)
Western Kentucky	26-18-205 (1)	25-15-185 (1)
@Youngstown State	18-9-137 (1)	31-24-417 (4)
Western Illinois	15-9-120 (2)	31-17-181 (0)
Missouri State	17-14-232 (2)	
@Indiana State	15-11-174 (4)	
Illinois State	14-10-165 (2)	
@Northern Arizona	27-16-198 (3)	
2005		
Drake	17-14-289 (3)	
Minnesota-Duluth	14-12-311 (3)	
@Iowa	29-19-263 (3)	
@Western Illinois	26-18-244 (2)	
@Missouri State	7-5-31 (0)	
Indiana State	DNP	
@Illinois State	DNP	
	Illinois State	6-9-98 (1)
	@Drake	20-25-198 (1)
	North Dakota	18-31-208 (2)
	South Dakota State	9-12-79 (1)
	@Iowa State	23-29-158 (1)
	Missouri State	10-14-161 (2)
	@Indiana State	13-19-139 (0)
	@Youngstown State	19-27-291 (3)
	Western Illinois	29-36-201 (1)
	Western Kentucky	16-23-197 (1)
	@Southern Illinois	15-24-204 (1)



BEN SCHMIDT

47

2006: Saw action in UNI's 48-7 season-opening win at Drake (8/31) ... did not record a statistic during the regular season ... credited with the lone interception in the Spring Game ... his pick set up the only touchdown of the game. **2005:** Redshirted. **High School:** A 2004 graduate of Tri-County High School ... two-time all-state selection at safety ... nabbed five interceptions in a single game ... tallied 13 career interceptions ... all-conference performer in basketball and track averaged 18.0 points per game in basketball ... honor roll student ... member of National Honor Society ... Wendy's High School Heisman nominee ... earned letters in football (3), baseball (3) and track (3) ... high school coach: Shawn Striegel. **Personal:** Born [redacted] in Oskaloosa, Iowa ... son of Randy and Beckie Schmidt ... has a brother (Ryan) and two sisters (Ginny, Macy) ... majoring in biology/pre-dental ... selected UNI because the "football program is great and it is an all-around good school."



AUSTIN STEICHEN

74

Panther Plus: Listed as a reserve at left guard behind Bob Swift entering fall camp. **2006:** Saw action in six games as a reserve offensive lineman. **2005:** Redshirted. **High School:** First-team all-state selection in 2004 ... co-captain of the state champion 8-man team ... three-time first-team all-district pick ... three-time first-team all-Plymouth County performer ... recorded 276 tackles ... high school coach: Ken Hajek ... first-team all-Plymouth County in basketball in 2004 ... sixth-place finisher in the shot put ... first-team all-conference in track and field ... first-team all-district pick in baseball in 2004 after batting .490 ... first-team all-conference and second-team all-district pick in baseball ... earned letters in football (4), track (4) and basketball (3) ... honor roll student. **Personal:** Born [redacted] in Sioux City, Iowa ... son of Dan and Suanne Steichen ... business major ... nicknamed "Bigs" ... also recruited by Iowa State and Iowa ... enjoys hunting and fishing.



Manchester, Iowa
West Delaware HS
6' 6", 315 lbs., OL, Jr. [2L]

BOB SWIFT **71**


Panther Plus: Moving to left guard after playing right tackle last season ... listed as the starter at left guard entering fall camp. **2006:** Played in all 11 games ... started the final three games at right tackle ... assisted the Panther offense in ranking No. 4 in the nation and No. 1 in the Gateway in total offense ... opened holes for a UNI running game that finished ranked No. 10 in the nation at 219.3 yards per game ... helped UNI offense rank No. 11 in the nation in scoring offense (31.0 points/game). **2005:** Saw action in all 15 games as a reserve offensive lineman ... graded out a winning percentage (80 percent or higher) against Minnesota-Duluth (84 percent). **2004:** Redshirted. **High School:** Three-year letterman in both football and wrestling ... first-team all-state offensive lineman by Des Moines Register ... second-team all-state defensive lineman by the Iowa Newspaper Association ... two-time all-district pick ... participated in state wrestling championship and state dual championships at heavyweight ... high school coach: Sam Anderson. **Personal:** son of Dan and Kathy Swift ... majoring in physical education – exercise science.



Shoreview, Minn.
Mounds View HS
6' 1", 205 lbs., WR, R-Fr.

MAURICE TURNER **88**


Panther Plus: Caught two passes for 46 yards in the Panthers' Spring Game. **2006:** Redshirted. **High School:** A 2005 graduate of Mounds View High School in Shoreview, Minn. ... earned all-state, all-metro and all-conference honors for head coach Jim Galvin ... two-time letterwinner in basketball. **Personal:** son of Maurice and Keren Turner ... majoring in communications.



Cedar Falls, Iowa
Northern University HS
6' 3", 190 lbs., WR, So.

LUKE WARREN

Panther Plus: Caught two passes for 16 yards in the Spring Game. **2006:** Did not see action. **2005:** Redshirted. **High School:** A 2005 graduate of Northern University High School in Cedar Falls, Iowa ... two-time all-state wide receiver ... caught 54 passes for 911 yards and 7 TDs as a senior ... tallied 51 receptions for 761 yards and four TDs as a junior ... had 130 career receptions for 2,068 yards ... all-state pick in both basketball and baseball ... basketball team placed third in the state after posting a mark of 24-3 ... holds a total of 18 school records at NU High ... high school coach: Seth Bonnette. **Personal:** Born in Cedar Falls, Iowa ... son of Gerald and Tammy Warren ... has a brother (Matt) and a sister (Molly) ... majoring in physical education – exercise science ... enjoys working out ... chose UNI because of the great football program and it was close to home.



Andover, Minn.
Andover HS
6' 3", 202 lbs., LB, R-Fr.

JAMAR THOMPSON **46**

Panther Plus: Looks to be in the mix at one of the outside linebacker slots ... could also see action on special teams. **2006:** Redshirted. **High School:** A 2006 graduate of Andover High School ... a two-time honorable mention all-state performer in football for head coach Rich Wilkie ... two-time all-conference pick ... offensive team MVP as a junior and a senior ... conference's leading rusher the past two seasons ... an outstanding student-athlete with size and speed ... earned letters in football (3), basketball (3) and baseball (4) ... honor roll student ... member of National Honor Society. **Personal:** Born in Coon Rapids, Minn. ... son of Earl and Debbie Thompson ... has two siblings (Tasha, Tyrell) ... majoring in business management ... also recruited by Minnesota, Wisconsin, Michigan State, North Dakota State, North Dakota, Augustana, South Dakota, St. Cloud State and Northern Illinois ... selected UNI because "it has everything I want and more."





East Moline, Ill.
United Township HS/
Iowa Central CC
6'3", 201 lbs., RB, Sr. [1L]
Gateway Newcomer of the Year - 2006
Gateway All-Newcomer Team - 2006

DARIAN WILLIAMS **32**

Panther Point: Will team with Corey Lewis to provide the Panthers with one of the nation's best running back combinations. **2006:** Named the Gateway's Newcomer of the Year ... saw action in all 11 games with two starting assignments ... ranked eighth in the Gateway in rushing yards per game (59.4) ... ranked second on the team with 653 rushing yards and five rushing touchdowns ... his six total touchdowns ranked him second on the squad ... after rushing for six yards on five carries in the first four games of the season, he broke out with three straight 100-plus rushing efforts to begin the conference season ... rushed 15 times for 123 yards and a touchdown in a 38-7 win over Missouri State (10/7) ... followed that up with a 174-yard, two-touchdown effort against Indiana State (10/14) in his first career start ... also took a screen pass from quarterback Eric Sanders for a 46-yard gain against the Sycamores ... rushed 19 times for 106 yards and a touchdown in UNI's 31-23 win at No. 5-ranked Youngstown State (10/21) ... relegated to second-team status after the return of starting tailback Corey Lewis but still rushed for 240 yards on 38 carries in the final three games of the season ... caught a 45-yard touchdown pass from Sanders in the season-ending 38-27 win over No. 6-ranked Illinois State (11/18). **Prior to UNI:** Second leading rusher all-time at Iowa Central ... two-time first-team all-region selection at Iowa Central for head coach Kevin Twait ... named offensive MVP in 2004. **High School:** A 2004 graduate of United Township High School in East Moline, Ill. ... all-state selection in track (high hurdles and high jump) as a senior ... all-metro and all-conference pick in football and track in 2002 and 2003.

Personal: Born in East Moline, Ill. ... son of Rodney Williams and Leda Giles ... general studies major ... also recruited by Kansas and Western Michigan ... selected UNI because of "football and the small class sizes."

D. Williams' Career Rushing Stats							
Year	G-GS	No.	Yds.	Avg.	TD	LG	HG
2006	11-2	108	653	6.0	5	36	174

D. Williams' Career Receiving Stats							
Year	G-GS	No.	Yds.	Avg.	TD	LG	HG
2006	11-2	6	120	20.0	1	46	46

D. Williams' Game-By-Game Rushing Stats (No-Yds)							
2006			@Iowa State		0-0	Western Illinois	4-4
@Drake	5-6		Missouri State		15-123	Western Kentucky	15-68
North Dakota	0-0		@Indiana State		27-174	@Southern Illinois	11-81
South Dakota State	0-0		@Youngstown State		19-106	Illinois State	12-91

Kirkwood, Mo.
Kirkwood HS
6' 0", 203 lbs., S, Sr. [3L]

CLIFFORD WATERS **18**

Panther Plus: Will see plenty of action at the safety spot ... was held out of a majority of spring drills with a left hamstring injury. **2006:** Played in all 11 games ... started eight games at safety ... ranked third on the team in total tackles (56) ... notched his first career interception and returned it 41 yards in UNI's 27-17 win over South Dakota State (9/16) ... also secured five tackles against the Jackrabbits ... secured seven tackles in the Panthers' 34-14 win at Indiana State (10/14) ... tallied a season-high 1 tackle and forced a fumble against Western Illinois (10/28) ... credited with his first collegiate sack in a 31-20 win over Western Kentucky (11/4) ... had at least four tackles in nine games. **2005:** Saw action in all 15 games ... drew two starts against Minnesota-Duluth (9/10) and Western Illinois (10/1) ... had a season-high eight tackles (press box stats) in UNI's 49-14 win over Minnesota-Duluth ... notched six stops (coaches' film) at Western Illinois. **2004:** Played in the last 10 games as a true freshman ... recorded eight solos and three assisted tackles (coaches' film) ... season-high three tackles against Indiana State. **High School:** Team was Class 6A semifinalists in 2002 and 2003 ... first-team all-conference, honorable mention all-metro ... served as team captain ... earned four letters in football and four in track ... recorded 60 tackles, four interceptions and 10 kick returns for a 36.0 average ... received the Wayne Cooper Award (110 percent effort) ... named Most Improved Student for 2003-04. **Personal:** Born in St. Louis, Mo. ... son of Leon and June Waters ... general studies major ... also recruited by Missouri, Kansas, Western Illinois and Missouri State.

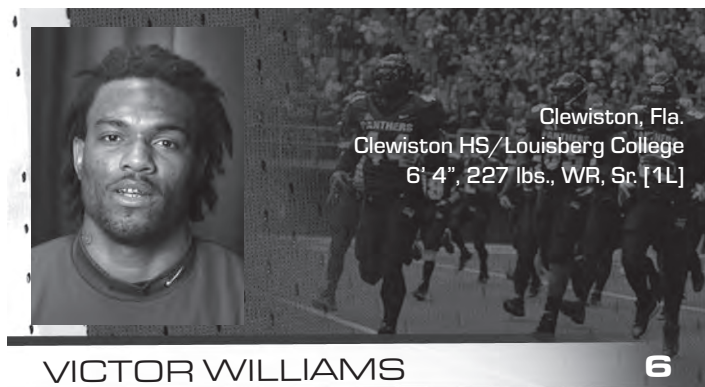
Waters' Career Defensive Stats

Year	G-GS	Solo	Ast	TT	TFL	Sacks	Int-Yds	FF	FR	PBU	BK
2004	10-0	4	4	8	0.0	0.0	0-0	0	0	0	0
2005	15-2	18	5	23	0.0	0.0	0-0	0	0	0	0
2006	11-8	32	24	56	1.0	1.0	1-41	1	0	1	1
Totals	36-10	54	33	87	1.0	1.0	1-41	1	0	1	1

Waters' Game-by-Game Stats (Solo-Ast)

2004									
@Iowa State	DNP			Northern Arizona	0-0		@Youngstown State	3-3	
Minnesota State	1-0			Eastern Washington	0-0		Western Illinois	7-4	
Stephen F. Austin	0-1			@New Hampshire	2-0		Western Kentucky	3-2	
@Southern Illinois	2-0			@Texas State	0-0		@Southern Illinois	4-3	
Western Kentucky	1-0			Appalachian State	0-0		Illinois State	0-0	
@Youngstown State	0-0								
Western Illinois	0-0			2006					
Missouri State	0-			@Drake	1-0				
@Indiana State	1-2			North Dakota	4-0				
Illinois State	1-0			South Dakota State	4-1				
@Northern Arizona	1-0			@Iowa State	2-3				
				Missouri State	3-1				
				@Indiana State	3-4				
2005									
Drake	2-0								
Minnesota-Duluth	5-2								
@Iowa	0-2								
@Western Illinois	5-1								
@Missouri State	1-0								
Indiana State	1-0								
@Illinois State	0-0								
Youngstown State	0-0								
@Western Kentucky	0-0								
Southern Illinois	0-0								





VICTOR WILLIAMS

6

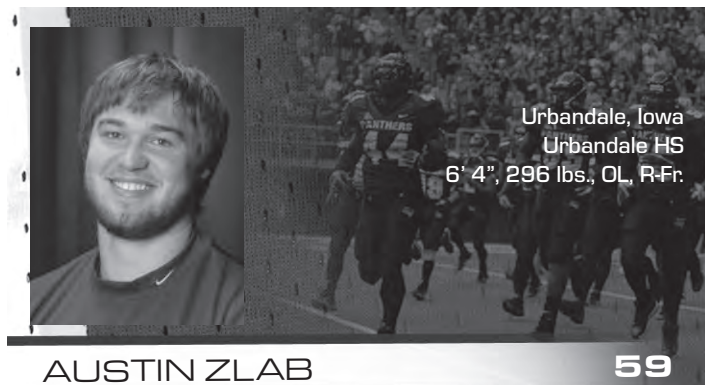
Panther Plus: Helps the Panther passing game by providing a deep threat as a tall, speedy wide receiver. **2006:** Saw action in eight games ... caught three passes for 64 yards, including a 59-yard touchdown reception from Patrick Grace, in the season-opening 48-7 win at Drake (8/31) ... threw a touchdown pass and caught a touchdown pass in the season-ending 38-27 win over No. 6-ranked Illinois State (11/18) ... caught a 34-yard score from Eric Sanders in the first quarter, then completed a 57-yard touchdown strike to Johnny Gray in the second quarter. **Prior to UNI:** A three-sport star as a prep athlete in basketball, football and track ... at Louisburg College in Louisburg, N.C., he helped his team to their first winning season ... had recruiting interest from the University of Miami, North Carolina and Oregon State. **Personal:** son of Lawanda and Victor Williams ... general studies major.

V. Williams' Career Receiving Stats

Year	G-GS	No.	Yds.	Avg.	TDs	LG	HG
2006	8-0	5	105	21.0	2	59	64

V. Williams' Game-by-Game Receiving Stats (No-Yds)

2006		@Iowa State	DNP	Western Illinois	DNP
@Drake	3-64	Missouri State	0-0	Western Kentucky	1-7
North Dakota	0-0	@Indiana State	0-0	@Southern Illinois	0-0
South Dakota State	DNP	@Youngstown State	0-0	Illinois State	1-34



AUSTIN ZLAB

59

Panther Plus: Will look to be a backup on the offensive line. **2006:** Redshirted. **High School:** A 2006 graduate of Urbandale High School ... honorable mention all-state selection at offensive tackle ... first-team all-CIML ... also a thrower on the Urbandale track team and qualified for the state meet in the discus. **Personal:** Born in Omaha, Neb. ... son of Mark and Heidi Zlab ... has two siblings (Kelsey and Reilly) ... major is undecided ... also recruited by South Dakota State, Nebraska-Omaha, South Dakota, Army and Northwest Missouri State ... chose UNI because "the school has a great reputation and the football program is great with a great family aspect."

RECRUITS

University of Northern Iowa head football coach Mark Farley announced the addition of 25 student-athletes to the Panther football team on National Letter-of-Intent signing day.

Farley said he is pleased that 19 of the 25 student-athletes played within the state borders last season, including 15 that competed for Iowa high schools.

"We are committed to building the foundation of our team through high school football in the state of Iowa," Farley said. "The most pleasing part is to see that 15 of our signees played their high school football here in Iowa. The most encouraging factor of this group is the leadership capabilities as much as the athletic talent of our signees. This is a large class that will become a core group of Panthers that we can build around in the future."

Farley also said there will be players that will have an impact in 2007 for the Panthers.

"We needed immediate help at some key positions on defense and we addressed those needs through the junior colleges here in Iowa," Farley said.

Even with a focus on the state of Iowa, Farley said the scope of the Panthers' recruiting is still a nationwide effort.

"The out-of-state kids we signed will compliment the in-state kids," Farley said. "We still got into Florida, Oklahoma, Pennsylvania and Minnesota and those kids are top-notch and will contribute right away to Panther football."

2007 SIGNEES

Ben Alford

[6-3, 205, S, Dade City, Fla./Pasco HS/NIACC]

NJCAA and JC Grid-Wire honorable mention all-America pick in 2006 at North Iowa Area Community College ... Midwest Football Conference West Division Offensive Player of the Year ... MFC West Division Quarterback of the Year ... first-team all-region selection ... team offensive MVP ... served as team captain ... finished in the top four in the nation for the Offensive Player of the Year award ... passed for 1,488 yards and 11 touchdowns ... rushed for 749 yards and 10 touchdowns ... son of Dewey and Susie Alford ... wife's name is Ashley.

Kaleb Admire

[6-3, 275, DL, Cedar Rapids, Iowa/Jefferson HS]

Earned second-team Class 4A all-state honors from the Iowa Newspaper Association ... a first-team all-conference selection as a junior and senior ... an all-metro selection ... three-year letterwinner in football and two-year letterwinner in track ... son of Pat and Beth Admire.

Brook Black

[6-3, 185, P, Houston, Texas/Second Baptist HS/Baylor Univ.]

Attended Baylor University for two years ... was a member of the Bears' football team and club baseball team ... a 2004 graduate of Second Baptist High School in Houston, Texas ... served as his team's punter as a senior ... team captain in baseball ... earned letters in cross country (3), wrestling (2), baseball (2) and football (1) ... born in Houston, Texas ... son of Tim and Fay Black ... has a brother, Jeff ... majoring in communication ... also serves as a pitcher on the UNI baseball team.

LaQuentin Black

[5-8, 165, ATH, Davis, Okla./Davis HS]

All-state selection by Daily Oklahoman ... all-area offensive Player of the Year ... Oklahoma Coaches Association all-state selection ... rushed for 1,894 yards and 34 touchdowns as a senior ... scored 39 total touchdowns in 2006 ... tallied 11 100-plus rushing efforts and had 10 games with at least three rushing touchdowns ... rushed for 233 yards against Kingston and 215 yards against Henryetta ... notched 11 interceptions on defense including three vs. Heritage

Hall ... passed for 458 yards and seven touchdowns as senior ... led the football team to one state final and two state semifinal appearances ... two-time state runnerup in long jump (22'11") ... state finalist in the 100-meter dash ... two-time state finalist in high jump (6'5") ... son of Bryant Black and Nicole Shirley

Andrew BlackLance

[6-6, 312, OL, Thief River Falls, Minn./Thief River Falls HS]

2006 North Country all-conference selection on the offensive line ... two-year starter for two-time Section 8AAA champion Thief River Falls Prowlers ... earned Section 8AAA all-state nomination ... 2005 all-conference honorable mention pick ... honor roll student ... also plays basketball ... son of Terry and Tammie BlackLance.

Ben Boothby

[6-0, 270, DL, Clinton, Iowa/Clinton HS]

Named to the Des Moines Register's Elite All-State team ... first-team all-state (Class 4A) selection by the Iowa Newspaper Association and the Des Moines Register ... unanimous all-MAC pick on offense and defense ... first-team all-metro captain pick by Quad City Times ... Clinton Herald Player of the Year ... 2007 Shrine Bowl invitee ... opened holes for MAC leading rusher Tony Bassett, who rushed for 1,515 yards ... won the 215-pound Class 3A state wrestling title as a senior with a 41-2 record ... placed third in the state at heavyweight in wrestling as a junior with a 39-5 mark ... son of Jim and Rhonda Boothby.

Tredarrius Canady

[5-11, 185, RB/DB, Sioux City, Iowa/Sioux City East HS]

Named to the Des Moines Register's Elite All-State team ... first-team all-state (Class 4A) pick by the Iowa Newspaper Association and the Des Moines Register ... tallied 3,970 career rushing yards at Sioux City East High School ... rushed for 1,759 yards and 24 touchdowns in leading his prep squad to the Missouri River Conference title and a berth into the state playoffs as a senior ... rushed for 1,876 yards and 25 touchdowns as a junior, while earning second-team all-state honors ... rushed 33 times for 364 yards and six touchdowns against Council Bluffs Thomas Jefferson as a junior ... rushed for 335 yards and five touchdowns as a sophomore ... had 16 100-plus rushing efforts as a junior and a senior ... registered 69 tackles in 2006 ... moved to Sioux City from Bastrot, La., when he was six years old ... son of Debra Canady.

Josh Collins

[5-9, 180, ATH, Sioux City, Iowa/Sioux City West HS]

Second-team all-state (Class 4A) pick by the Iowa Newspaper Association as a defensive back ... a third-team all-state selection as a junior ... made metro prep history when he started as a freshman at defensive back for the Wolverines, becoming the first ninth-grader in the modern era to play varsity football at one of Sioux City's public high schools ... played quarterback as both a sophomore and junior ... rushed for 1,073 yards as a junior ... moved to running back as a senior and rushed for a school record 1,410 yards on 245 carries ... also set West's records for career rushing yards (3,142) and career touchdowns (29) ... also earned third-team all-state honors in basketball as a junior ... son of Kim and Michael Williams.

Zach Davis

[6-2, 190, QB, Washington, Iowa/Washington HS]

Two-time first-team all-state (Class 3A) pick by the Iowa Newspaper Association and the Des Moines Register ... threw for 3,833 career passing yards and 40 career touchdowns ... posted a career mark of 16-5 as a starting quarterbacks ... passed for 2,166 yards and 23 touchdowns as a senior ... rushed for 645 yards and six touchdowns ... led the Demons to a 9-2 mark and a spot in the state quarterfinals ... passed for 1,543 yards and 16 touchdowns as a junior ... on defense in 2006 he tallied 79 tackles, recorded a fumble and intercepted a pass ... first-team all-district selection as a junior and senior ... 2007 Shrine Bowl All-Star game invitee ... first-team all-state basketball player as a junior ... first-team all-district basketball player ... son of Monte Davis and Shelley Greiner.

Will Eilert

[6-4, 235, TE, Grinnell, Iowa/Grinnell HS]

Earned first-team all-state Class 3A honors from the Iowa Newspaper Association and Des Moines Register as a junior and senior ... first-team all-district selection as a junior and senior ... KGRN all-area first-team as a junior and senior ... 2007 Shrine Bowl All-Star game invitee ... all-conference basketball player ... state track qualifier in the shot put and discus ... all-conference baseball player ... son of Dave Eilert and Amy Graves.

Trent Flander

[6-4, 260, TE, West Des Moines, Iowa/Dowling HS/NIACC]

Earned second-team all-region honors at North Iowa Area Community College in 2006 ... a 2005 graduate of Dowling High School ... all-state pick as a tight end and defensive end in 2004 ... two-time all-conference performer ... high school coach: Matt Dillon ... born May 2, 1986, in Des Moines, Iowa ... son of Terry and Becky Flander ... majoring in physical education - exercise science (pre-physical therapy).

Shawn Gerard

[6-4, 215, ILB, Eldridge, Iowa/North Scott HS]

Named to the Des Moines Register's Elite All-State team ... earned first-team Class 4A all-state honors from the Iowa Newspaper Association and the Des Moines Register ... first-team all-conference selection on both offense and defense ... member of the Quad City Times first-team all-metro squad ... 2007 Shrine Bowl All-Star game invitee ... third-team all-state as a junior ... state track qualifier in high hurdles as a sophomore and junior ... high school coach: Dave Jacobsen ... son of Quinton and Sue Gerard.

De'Veon Harris

[6-1, 215, OLB, Pompano Beach, Fla./Ely HS/Univ. of Toledo/NIACC]

First-team all-region selection at North Iowa Area Community College in 2006 ... led the team in tackles and forced fumbles at NIACC ... selected as defensive MVP by his teammates ... originally attended the University of Toledo after high school ... given the Rocket Award for being the top redshirt freshman defensive player in the Rockets' camp ... first-team all-state pick as senior in the state of Florida ... first-team team all-Broward County ... played in the North vs. South All-Star game ... led his prep team in tackles and interceptions as senior ... selected his team MVP as a senior ... served as team captain ... son of Sharita Harris.

Mitch Houk

[6-7, 255, OL, Ottumwa, Iowa/Ottumwa HS]

Earned first-team all-conference honors as an offensive lineman ... served as team captain as a senior ... three-year letterwinner in football ... letterwinner in track ... honor roll student ... son of Julia Sheperd.

Montari Leonard

[5-9, 160, WR, Daytona Beach, Fla./Mainland HS]

Ranked among the top wide receivers in central Florida ... all-region defensive back by Prepstar.com ... helped the Mainland Buccaneers to a 13-1 mark as a senior ... tallied 10 receptions for 153 yards and two touchdowns ... had nine punt returns for 124 yards ... ran a kickoff return back 92 yards for a touchdown against Melbourne HS ... as a sophomore at Deland High School he was a Five Star all-conference selection with 50 tackles and three interceptions ... played wide receiver as a junior and caught 22 passes for 576 yards and six touchdowns ... high school coach: John Maronto ... son of Adrienne Leonard.

Darrell Lloyd

[6-0, 191, CB, O'Fallon, Mo./Fort Zumwalt North HS/Iowa Central CC]

First-team all-region pick at Iowa Central Community College in Fort Dodge, Iowa ... a three-year starter on both offense and defense at Fort Zumwalt North High School ... honorable mention all-state pick as a running back in 2003 ... three-time first-team all-conference selection at running back ... earned all-conference honors as a freshman at outside linebacker ... first-team all-conference selection in basketball in 2004 ... first-team all-state honoree in track in 2002 and 2004 ... high school coach: Leroy Shumaker ... son of Ronnell and Rosiland Lloyd.

Kendall McKellum

[6-1, 185, WR, Tulsa, Okla./Nathan Hale HS]

A 2006 Oklahoma Coaches Association all-state selection ... first-team all-district pick at wide receiver and punter for the Rangers ... outstanding basketball and track athlete as well ... high school coach: Kevin Busch ... born in Okmulgee, Okla. ... has a brother (Faren) and a sister (Shanaa) ... son of Mallory Massey.

Curtis Meier

[5-11, 187, S, Robins, Iowa/Cedar Rapids Kennedy HS/Iowa Central CC]

Honorable mention all-America pick as a sophomore at Iowa Central Community College ... first-team all-region selection in 2006 ... earned Defensive Player of the Game honors in the Graphic Edge Bowl played in the UNI-Dome ... notched an interception and returned six kicks for 199 yards (33.2 avg.) in 2006 for Iowa Central ... son of Wayne and Jackie Meier.

Michael Penn

[6-3, 215, WR, Minneapolis, Minn./Southwest HS]

Tallied 648 receiving yards and 10 touchdowns at Minneapolis Southwest High School ... averaged 29 yards per catch ... served as team captain ... high school coach: Sean McMenemy ... son of Tracey Penn and Michael Penn Sr.

Adam Roberts

[5-11, 181, CB, Oklahoma City, Okla./Southeast HS/NE Oklahoma A&M]

Started the past two seasons at Northeastern Oklahoma A&M ... all-state honorable mention pick as a prep senior at Southeast High School in Oklahoma City ... first-team Big All-City ... first-team all-district ... all-city and district defensive back of the year ... member of the Class 5A back-to-back state championship basketball team ... son of Alvin and Vonnie Roberts.

Jeremy Robertson

[6-4, 255, DE, Cedar Rapids, Iowa/Washington HS/NIACC]

First-team all-region selection at North Iowa Area Community College in 2006 ... a 2006 preseason all-America pick ... honorable mention all-region selection in 2005 ... two-year starter ... voted NIACC's best defensive lineman by teammates and coaching staff ... son of Vernita Robertson.

John Shaw

[5-7, 200, RB/FB, Philadelphia, Pa./St. Joseph's HS/Bridgton Academy]

Rivals Two-Star prospect out of national power St. Joseph's Prep in Philadelphia, Pa ... team lost five games in four years and finished ranked 15th in the nation in 2002; 3rd in the nation in 2003 ... four-year letterwinner and three-year starter ... finished 10th all-time in career rushing yardage in Philadelphia history ... three-time All-Catholic, two-time All-City and two-time All-Area Selection ... two-time team MVP while serving as team captain his senior season ... named the area's top back by Football Stories the Magazine ... USA Today National Player of the Week after victory over St. Ignatius ... recipient of the John Spahr Award given to a member of the senior class who best exemplifies Leadership and the Jesuit motto of "Men for Others" ... accomplished track sprinter ... one of five children ... son of Drew and Linda Shaw.

Jordan Smith

[6-2, 210, OLB, Humboldt, Iowa/Humboldt HS]

Helped guide Humboldt to a 12-1 record and the Class 3A state championship, the first in school history ... was named the Class 3A state championship game Casey's Player of the Game ... MVP of the 2006 State Championship Series ... first-team all-state selection by the Iowa Newspaper Association and the Des Moines Register ... two-time first-team all-district selection ... served as team captain ... took third in the 2007 Class 2A state wrestling tournament at 215 pounds with a 32-4 record ... placed sixth in the 2A state wrestling meet at 189 pounds in 2006 with a mark of 37-8 ... two-time state qualifier in track ... placed fifth in the state in the 4x400 relay in 2006 ... Drake Relays qualifier ... earned letters in football (3), wrestling (3) and track (3) ... honor roll student ... high school coach: Greg Thomas ... son of Bill and Nancy Bowden and Anthony and Raquel Smith.

Andrew Snitker

[6-4, 245, DL/OLB, Waukon, Iowa/Waukon HS]

First-team all-state (Class 3A) selection by Iowa Newspaper Association ... earned all-district honors as a senior ... helped his team to a state playoff berth in 2006 ... two-year letterwinner in football and track ... also lettered in basketball ... has two brothers (Benjamin and Seth) and one sister (Stephanie) ... son of Todd and Rhonda Snitker.

Evan Tecklenberg

[6-8, 330, OL, Muscatine, Iowa/Muscatine HS]

Third-team all-state (Class 4A) selection by the Iowa Newspaper Association ... first-team all-conference selection on offense and second-team all-conference selection on defense ... second-team all-metro pick by the Quad City Times ... two-year team captain ... state track qualifier in the shot put ... son of Jeff and Marilyn Tecklenberg.

Jay Teply

[6-7, 325, OL, Cedar Rapids, Iowa/Xavier HS]

Earned third-team Class 4A all-state honors from the Iowa Newspaper Association ... a first-team all-conference and all-metro selection ... helped lead the Saints to the 4A state championship and an undefeated season in 2006 ... all-conference basketball player ... KCRG Athlete of the Week ... son of Mike and Sue Teply.

Caleb Walter

[6-4, 200, QB, West Branch, Iowa/West Branch HS]

Earned first-team all-state honors from the Iowa Newspaper Association and Des Moines Register as a junior and senior ... INA Class 1A Player of the Year ... two-time district Player of the Year selection ... passed for 4,045 yards and 39 touchdowns in his career for the Bears ... tallied a 59 percent completion rate (257-of-442) ... rushed 280 times for 1,181 yards and 35 touchdowns in his prep career ... posted a 27-4 record as a prep quarterback ... two-time all-state selection ... first-team all-state (Class 1A) selection ... three-time all-district selection ... second-team all-district punter in 2006 as he averaged 38.3 yards per punt ... selected to play in the 2007 Shrine Bowl ... first-team all-conference and all-district basketball player ... high school coach: Butch Pedersen ... son of Brian and Angie Walter.



Gateway Football Conference.....	64
2007 Conference Schedule	65
Opponents	66-71
All-Time Opponent Records	72

2007 OPPONENTS

GATEWAY FOOTBALL CONFERENCE

The Gateway Football Conference enters its 23rd year of existence in 2007 and has proven to be one of the nation's premier NCAA Football Championship Subdivision (FCS) leagues.

There's not much that has eluded the Gateway Football Conference in its first two decades of existence. The league's first 22 years have included national championships, national players of the year, national coaches of the year, No. 1 national rankings, and countless All-Americans.

In November 2006, the Gateway received a blow as Western Kentucky announced it would be leaving the conference to join the Sun Belt. In March 2007, however, the league announced the addition of North Dakota State and South Dakota State for 2008, which will help establish the Gateway's position in the FCS universe. With the addition of the two schools, the Gateway will feature six teams that were ranked in the final Sports Network top-25 poll in 2006.

"One can justifiably argue the Gateway is the strongest, deepest, and most respected FCS conference in the nation," said Patty Viverito. "The decision to add North Dakota State and South Dakota State leaves no doubt."

Last year, Youngstown State became the 12th different Gateway team to reach the semifinals of the FCS playoffs while earning its second-straight league title. The Penguins were joined in the playoff field by Illinois State and Southern Illinois marking only the second time in league history that the league had more than two teams qualify for the 16-team playoff field. SIU's Arkee Whitlock was a national player of the year award winner (College Sporting News) and was third in the Walter Payton Award balloting.

In 2005, UNI became the fourth Gateway school to reach the FCS championship game since 1997, while Southern Illinois and Western Kentucky combined to hold the nation's No. 1 ranking in the top-25 polls for five weeks.

In 2004, Southern Illinois spent a league-record 11 weeks as the nation's top-ranked team, while all eight Gateway teams received votes for the Top 25 at some point in the season. LB Boomer Grigsby of Illinois State earned a National Defensive Player of the Year honor, while SIU's Jerry Kill was National Coach of the Year.

In 2003, four Gateway teams represented the league in the 16-team NCAA playoffs, marking the first time any league has sent that many to the playoffs in the same year. And in 2002, Western Kentucky won the FCS championship.

Strong coaching and great players have helped make the league a national force, but the stability and leadership of Commissioner Patty Viverito -- the only commissioner the league has ever known -- has helped make the Gateway Conference a standard bearer on the FCS scene. Indeed, all signs point to continued national prominence for the league as it enters its 23rd season.

The Gateway Conference has two recent national championships (Western Kentucky - 2002; Youngstown State - 1997), and Gateway members YSU (3) and Southern Illinois (1) own additional titles prior to their Gateway membership, meaning six FCS championship trophies are housed on Gateway campuses, in addition to three (Youngstown State twice and UNI in 2005) runner-up finishes. Only five FCS leagues possess more than a single FCS championship trophy, and the Gateway Conference is among that elite.

In recent years, the Gateway has established itself as a leader among FCS conferences. During the past 10 years, the league has two national championships, and six other semifinal trips. The Gateway's 30-21 playoff mark in that span is third-best among all FCS leagues, and the Gateway has had four teams reach the title game, topped only by the Southern Conference's six championship game appearances since 1997.

Additionally, the Gateway's 23 playoff berths in the past nine years trails only the Colonial (26) for FCS supremacy, and the Gateway has had two representatives each of the past 12 seasons. Also, the Gateway is the only FCS conference to have each of its members make the playoffs.

The Gateway's success is not limited to the immediate past. During the decade of the 1990s, current members of the Gateway compiled a 34-19 mark in the FCS playoffs, bettered only by the Southern Conference, whose members were 37-19 in that decade.

Last year, the league was an impressive 21-16 against non-conference teams, which included a 16-7 record against FCS teams. Three of those seven FCS losses came against teams that reached the playoffs.

Team accomplishments have helped solidify the Gateway as an FCS elite, but individuals at the league's member institutions are the real source of pride within the conference. Last year, four Gateway student-athletes were finalists for the FCS' top awards, while 22 Gateway players earned All-America honors.

In addition, Youngstown State's Jon Heacock, Illinois State's Denver Johnson, and Southern Illinois' Jerry Kill were finalists for the Eddie Robinson Award, given to the nation's top FCS football mentor. Thanks to strong coaching, the Gateway has reached and will maintain its place among the FCS best.

During the past 10 seasons, the Gateway has compiled a 256-166 record in non-conference games. Of the 166 losses, 132 came against ranked FCS or FBS opponents. Said another way: Only 34 times in those 422 games (8 percent) did a Gateway team lose to a non-ranked FCS team or to a non-FBS team. Notably, the Gateway has posted 57 wins vs. top-25 non-league FCS teams in the past 11 years alone.

Last year, despite tough scheduling, five teams in the Gateway Conference had winning records, matching an all-time high. The Gateway has had four teams with better than .500 records in the same season 13 times now, including the past nine seasons. A minimum of two league teams have won at least nine games in each of the past five seasons.

In 1997, Youngstown State grabbed the crowned jewel for the Gateway, as the league had one of its most successful seasons. In addition to claiming the league's first national championship, the Penguins finished the year ranked No. 1, marking the first time a league member has held that spot in a season-ending poll. That year, Western Illinois was at No. 6, marking the first time the Gateway ended the year with two teams ranked among the top six.

In 1999, the Gateway trumped that, as YSU finished the year No. 2, and Illinois State was No. 3. UNI, too, finished in the top 20 in both nationally recognized polls. In 2002, Western Kentucky added to the league's national championship trophy case with an FCS crown, while both WKU (No. 1) and WIU (No. 5) finished among the nation's top five in the season-ending polls.

On the subject of national polls, the Gateway has had two teams ranked among the Top 10 in the same poll 113 times (including 50 times in the past four years alone).

In 1999, five Gateway teams (Illinois State, UNI, Southern Illinois, Western Illinois, and Youngstown State) were ranked in the same poll for the first time in league history. Five teams were ranked in the same top-25 poll once in 2006 and a total of six times in league history.

Three times in the past four years (9/13/04, 9/22/03, and 9/29/03) four Gateway teams were ranked in the Top 25, and four more Gateway teams were receiving votes -- meaning all teams in the league were receiving votes or were ranked during the same week. Prior to 2003, the last time that happened was Sept. 6, 1999, but no FCS league (including the Gateway Conference) has had that happen in October.

Four Gateway teams were in the Top 15 of the ESPN/USA Today Coaches top-25 rankings of Oct. 1, 2001 (Youngstown State-5; Western Kentucky-11; Western Illinois-14; and UNI-15). That marked the first time in league history that four league teams were in the Top 15 the same week. That's now happened 25 times in league history, including eight times last season.

In 2005, Southern Illinois and Western Kentucky held the top two spots in the national poll in back-to-back weeks (Sept. 12-19), marking the first time the Gateway has held the national No. 1 and No. 2 spots in the same week. Notably, the league has had two of the top three spots in the top-25 rankings on eight occasions, including five times in 2005.

And in 2003, all four playoff teams (Northern Iowa, Southern Illinois, Western Illinois and Western Kentucky) represented the Gateway Conference in the Top 10 in the final national rankings -- marking the first time that's ever happened in league history.

Including the season-ending poll that year, those four teams represented the Gateway in same-week top-10 polls a total of five times.

Certainly, the Gateway will be hard-pressed to continue its non-conference success, particularly because the league schedules tough opponents year after year. Tough scheduling is not an aberration for the Gateway. This year's schedule features seven games against FBS opponents. Last year, the Gateway had nine FBS foes, while all league teams played at least three or more ranked teams a season ago, which included a league-best eight games against ranked teams on Youngstown State's schedule.

The original Gateway Conference was founded as a women's athletic organization in August 1982, following the dissolution of the Association of Intercollegiate Athletics for Women. In September of that year, Patty Viverito was named the first commissioner of the newly founded conference, a position she maintains today. Before moving to its permanent headquarters in St. Louis, the Gateway spent three organizational months on the campus of Eastern Illinois University.

In July of 1992, the 10-team conference disbanded as its women's programs realigned with their men's teams in their respective conferences. The league assumed its new name on July 1, 1992, becoming the Gateway Football Conference, an NCAA FCS football league comprised of seven Midwest institutions.

The Gateway Conference football division was born on August 21, 1985, when the Gateway Conference President's Council voted to add a FCS football division for six of its members to the previously all-women's athletics organization. Founding members of the football division were Eastern Illinois, Illinois State, UNI, Southern Illinois, Southwest Missouri State (now Missouri State), and Western Illinois. The creation of the Gateway football division marked the first time in college annals that football was added to a women's conference. In June of 1986, Indiana State became the seventh member of the Gateway Conference.

In the 22 years of the football division, league membership has been stable -- with only four fluctuations since 1986. Eastern Illinois left the Gateway to join the Ohio Valley Conference in 1996, while Youngstown State joined the Gateway for 1997 to return league membership to its original seven-member status. League membership reached an all-time high of eight members for the start of the 2001 season with the addition of Western Kentucky. The Hilltoppers left the league after six years to join the Sun Belt (FBS).

The Gateway is among eight FCS conferences that receive automatic bids to the NCAA FCS Championship. Those other leagues include the Big Sky, the Colonial (formerly the Atlantic-10 and the Yankee), the Midwestern Athletic, the Ohio Valley, the Patriot League, the Southern, and the Southland. The Gateway Conference has had an automatic bid since 1986, as the FCS Football Committee waived the league's two-year waiting period and granted the league an automatic bid after just one year.

The Gateway Conference is the only automatic FCS qualifying conference that sponsors football as its only sport, as the league completed its service to women's athletics following the 1991-92 season. Although the league no longer sponsors women's sports, the Gateway has an historical place in the development of intercollegiate women's athletics.

The 10 founders of the original Gateway Collegiate Athletic Conference currently belong to three conferences. Eight members joined their men's programs in the Missouri Valley: Bradley, Drake, Illinois State, Indiana State, Missouri State, UNI, Southern Illinois, and Wichita State. Eastern Illinois is in the Ohio Valley Conference, while Western Illinois competes in the Mid-Continent; Youngstown State's sports, other than football, are in the Horizon League.

In its decade of operation, the Gateway sponsored championships in ten women's sports and football. The women's sports were basketball, cross country, golf, indoor and outdoor track & field, swimming and diving, tennis, softball, volleyball and, early on, field hockey.



1818 Chouteau Ave.
St. Louis, MO 63103
Phone: 314-421-2268
Scoreboard Phone: 314-569-5636
Fax: 314-421-3505
Commissioner: Patty Viverito
Assistant Commissioner: Mike Kern
Supervisor of Officials: Ed Tschannen



Patty Viverito










Mike Kern



Ed Tschannen

2007 CONFERENCE SCHEDULE

	 Illinois State	 Indiana State	 Missouri State	 Northern Iowa	 Southern Illinois	 Western Illinois	 Youngstown State
Aug. 30/ Sept. 1	(Thurs.) Drake 6:30 p.m.	at Indiana 8 p.m. ET Big Ten Network	(Thurs.) Missouri-Rolla 7 p.m.	(Thurs.) Minnesota State 7:05 p.m.	(Thurs.) Quincy (Ill.) 6 p.m.	(Thurs.) South Dakota State 6:05 p.m. wiutv3	at Ohio State 12 p.m. ET Big Ten Network
Sept. 6/ Sept. 8	Murray State 6:30 p.m.	(Thurs.) Austin Peay 6 p.m. ET	at Tenn.-Martin 6 p.m.	at Iowa State 6 p.m.	at Northern Illinois 6:30 p.m.	Illinois 6 p.m. Big Ten Network	South Dakota State 6 p.m. ET
Sept. 15	at Eastern Illinois 6 p.m.	at SE Missouri State 6 p.m. ET	at Kansas State 6 p.m.	at South Dakota State 7 p.m.	at Southern Utah 7 p.m.	St. Francis 6:05 p.m. wiutv3	Stony Brook 4 p.m. ET
Sept. 22	at Missouri 1 p.m.	(Family Day) Eastern Illinois 6 p.m. ET	Central Arkansas 6 p.m.	at Drake 6 p.m.	Ark.-Pine Bluff 1:30 p.m.	at Stephen F. Austin 6 p.m.	Lock Haven 4 p.m. ET
Sept. 29	*Northern Iowa 1:30 p.m.	*Southern Illinois 12 p.m. ET Gateway TV	*at Youngstown State 5 p.m.	*at Illinois State 1:30 p.m.	*at Indiana State 11 a.m. Gateway TV	(Homecoming) North Dakota State 1:05 p.m. wiutv3	*Missouri State 6 p.m. ET
Oct. 6	*at Missouri State 2 p.m. Gateway TV	*Western Illinois 12 p.m. ET WTWO TV	(Family Day) *Illinois State 2 p.m. Gateway TV		(Homecoming) *Youngstown State 2:30 p.m. CSTV	*at Indiana State 11 a.m.	*at Southern Illinois 3:30 p.m. ET CSTV
Oct. 13	(Homecoming) *Indiana State 1:30 p.m.	*at Illinois State 2:30 p.m. ET	*at Western Illinois 1:05 p.m.	(Homecoming) *Southern Illinois 4:05 p.m.	*at Northern Iowa 4:05 p.m.	*Missouri State 1:05 p.m. wiutv3	Southern Utah 4 p.m. ET
Oct. 20	*at Youngstown State 3 p.m.	(Homecoming) Western Kentucky 2 p.m. ET	*at Southern Illinois 1:30 p.m.	*at Western Illinois 6:30 p.m. Gateway TV	*Missouri State 1:30 p.m.	(Family Weekend) *Northern Iowa 6:30 p.m. wiutv3 Gateway TV	(Homecoming) *Illinois State 4 p.m. ET
Oct. 27	(Family Day) *Western Illinois 1:30 p.m.	*at Missouri State 2:30 p.m. ET	(Homecoming) *Indiana State 1:30 p.m.	(Family Weekend) *Youngstown State 3 p.m. Gateway TV		*at Illinois State 1:30 p.m.	*at Northern Iowa 4 p.m. ET Gateway TV
Nov. 3	at North Dakota State 6 p.m.	*Youngstown State 12 p.m. ET	*Northern Iowa 1 p.m.	*at Missouri State 1 p.m.	*at Western Illinois 1:05 p.m.	*Southern Illinois 1:05 p.m. wiutv3	*at Indiana State 12 p.m. ET
Nov. 10	*at Southern Illinois 1:30 p.m.	*at Northern Iowa 6:05 p.m. ET	SE Missouri State 1 p.m.	*Indiana State 5:05 p.m.	*Illinois State 1:30 p.m.	*at Youngstown State 12 p.m.	*Western Illinois 1 p.m. ET
Nov. 17				Southern Utah 5:05 p.m.	at Hampton 12 p.m.		

*indicates Gateway games; all times Central unless noted;
Check local listings for televised games in your area.

UNIVERSITY

OUTLOOK

STAFF

PLAYERS

OPPONENTS

REVIEW

RECORD BOOK

PROGRAM

MINNESOTA STATE, MANKATO — AUG. 30
7:05 P.M. — CEDAR FALLS, IOWA



Jeff Jamrog
Head Coach

GENERAL INFORMATION

Location: Mankato, Minn. 56001
Founded: 1868
Enrollment: 14,251
President: Dr. Richard Davenport
Director of Athletics: Kevin Buisman
Nickname: Mavericks
Colors: Purple & Gold
Conference: North Central (NCAA II)
Stadium: Blakeslee Stadium (7,000/Natural Grass)

MAVERICKS AT A GLANCE

2006 Record: 4-7
NCC Record/Finish: 2-6/8th
Lettermen Returning/Lost: 38/22
Starters Returning/Lost: 12/12
Offensive Set: Multiple
Defensive Set: 4-3



FOOTBALL INFO

Head Coach: Jeff Jamrog (Nebraska '87)
Jamrog at MSU: 12-21 (3 yrs.)
Career Record: same
Jamrog's Phone: (507) 389-1072
Jamrog vs. UNI: 0-0
Assistant Coaches: Joe Klanderman
(Def. Coord./LBs), Dan Ragsdale (Off.
Coord./QB/WRs), Brian Bell (DBs),
Brett Diersen (DL), Luke Schleusner
(Special Teams Coord./TEs), Mike
Cunningham (OL), Antwan Davis
(CBs), Pat Zahourek (RBs)
Series Record: UNI leads 11-2-3

SPORTS INFO

SID: Scott Nelson
E-Mail: scott.nelson@mnsu.edu
SID Phone: 507-389-2625
SID Fax: 507-389-1923
Press Box Phone: 507-389-5282/5283
URL: www.msumavericks.com

IOWA STATE — SEPT. 8
6:00 P.M. — AMES, IOWA



Gene Chizik
Head Coach

GENERAL INFORMATION

Location: Ames, Iowa 50011
Founded: 1858
Enrollment: 23,710
President: Dr. Gregory L. Geoffroy
Director of Athletics: Jamie Pollard
Nickname: Cyclones
Colors: Cardinal & Gold
Conference: Big 12 (FBS)
Stadium: Jack Trice Stadium (50,000/Natural)

CYCLONES AT A GLANCE

2006 Record: 4-8
Big 12 Record/Finish: 1-7/6th North
Lettermen Returning/Lost: 28/23
Starters Returning/Lost: 12/12
Top Returning Players: TE Ben Barkema,
WR Todd Blythe, QB Bret Meyer, RG
Tom Schmeling, WR R.J. Sumrall, SLB
Jon Banks, SS Caleb Berg, WLB Alvin
Bowen, NG Athyba Rubin, CB Chris
Singleton, P Mike Brandtner, PK Bret
Culbertson
Offensive Set: Pro Set
Defensive Set: 4-3



FOOTBALL INFO

Head Coach: Gene Chizik (Florida '85)
Chizik at Iowa State: First Year
Career Record: Same
Chizik's Phone: 515-294-6720
Chizik vs. UNI: 0-0
Asst. Coaches: Robert McFarland (Off.
Coord./OL), Wayne Bolt (Def. Coord./
LBs), Jay Boulware (S.T. Coord./RBs),
Scott Fountain (Recruit. Coord./TEs),
Jeff Koonz (DBs), Mike Pelton (DL),
Tony Petersen (QB), Shawn Raney
(DBs), Jay Rodgers (WRs)
Series Record: ISU leads 18-3-3

SPORTS INFO

SID: Tom Kroeschell
E-Mail: tkroesch@iastate.edu
SID Phone: 515-294-3372
SID Home Phone: 515-292-2904
SID Fax: 515-294-0558
Press Box Phone: 515-294-8443
URL: www.cyclones.com

2007 SCHEDULE

Aug. 30	Kent State	7 p.m.
Sept. 8	UNI	6 p.m.
Sept. 15	Iowa	TBA
Sept. 22	at Toledo	TBA
Sept. 29	at Nebraska*	TBA
Oct. 6	at Texas Tech*	TBA
Oct. 13	Texas*	TBA
Oct. 20	Oklahoma*	TBA
Oct. 27	at Missouri*	TBA
Nov. 3	Kansas State*	TBA
Nov. 10	Colorado*	TBA
Nov. 17	at Kansas*	TBA

*Big 12 Conference Game
All times Central

2006 RESULTS

Aug. 31	Toledo	W, 45-43 (30T)
Sept. 9	UNLV	W, 16-10
Sept. 16	at Iowa	L, 27-17
Sept. 23	at Texas*	L, 37-14
Sept. 30	UNI	W, 28-27
Oct. 7	Nebraska*	L, 28-14
Oct. 14	at Oklahoma*	L, 34-9
Oct. 21	Texas Tech*	L, 42-26
Oct. 28	at Kansas State*	L, 31-10
Nov. 4	Kansas*	L, 41-10
Nov. 11	at Colorado*	L, 33-16
Nov. 18	Missouri*	W, 21-16

*Big 12 Conference Game

SERIES RESULTS

1899 H Tie	0-0	1948 A ISU	27-7
1900 A UNI	5-0	1950 A ISU	26-8
1901 H Tie	0-0	1987 A ISU	39-38
1902 H ISU	52-0	1988 A ISU	20-17
1904 A ISU	17-0	1990 A ISU	35-6
1905 A ISU	28-0	1992 A UNI	27-10
1916 A ISU	19-0	1994 A UNI	28-14
1936 A Tie	0-0	1996 A ISU	42-23
1937 A ISU	14-12	2001 A ISU	45-0
1945 A ISU	48-13	2003 A ISU	17-10
1946 A ISU	20-18	2004 A ISU	23-0
1947 A ISU	31-14	2006 A ISU	28-27

2007 SCHEDULE

Aug. 23	Central Missouri	7 p.m.
Aug. 30	at UNI	7 p.m.
Sept. 6	Peru State	7 p.m.
Sept. 15	Augustana*	7 p.m.
Sept. 29	at Nebraska-Omaha*	1 p.m.
Oct. 6	North Dakota*	3 p.m.
Oct. 13	at Minnesota-Duluth*	1 p.m.
Oct. 20	St. Cloud State*	1 p.m.
Oct. 27	at South Dakota*	2 p.m.
Nov. 3	Central Washington*	12 p.m.
Nov. 10	at Western Washington*	11 a.m.

*North Central Conference Game
All Times Central

2006 RESULTS

Aug. 24	Truman State	W, 34-16
Sept. 2	at NW Missouri State	L, 31-14
Sept. 9	Wisconsin-Oshkosh	W, 33-22
Sept. 16	at Augustana*	L, 21-16
Sept. 30	Nebraska-Omah*	L, 21-14
Oct. 7	at North Dakota*	L, 24-3
Oct. 14	Minnesota-Duluth*	L, 16-13 (ot)
Oct. 21	at St. Cloud State*	L, 16-3
Oct. 28	South Dakota*	W, 44-39
Nov. 4	at Central Washington*	W, 33-17
Nov. 11	Western Washington*	L, 35-21

*North Central Conference Game

SERIES RESULTS

1955 H UNI	33-7	1972 H UNI	21-0
1958 A UNI	25-0	1973 A MSU	28-7
1959 H UNI	21-0	1974 H Tie	28-28
1960 A UNI	41-16	1975 A UNI	35-6
1961 H UNI	19-0	1986 A Tie	16-16
1962 A UNI	20-8	1989 H MSU	22-14
1963 H Tie	14-14	1997 H UNI	39-15
1964 H UNI	36-0	2004 H UNI	40-0

SOUTH DAKOTA STATE — SEPT. 15 7:00 P.M. — BROOKINGS, S.D.



John Stiegelmeier
Head Coach

GENERAL INFORMATION

Location: Brookings, S.D. 57007
Founded: 1881
Enrollment: 11,377
President: Dr. David Chicoine
Director of Athletics: Dr. Fred M. Oien
Nickname: Jackrabbits
Colors: Yellow & Blue
Conference: Great West (FCS) — Joining Gateway in 2008
Stadium: Coughlin-Alumni (15,000/Grass)

JACKRABBITS AT A GLANCE

2006 Record: 7-4
GWFC Record/Finish: 3-1/2nd
Lettermen Returning/Lost: 41/12
Starters Returning/Lost: 18/7
Top Returning Players: OL Mitch Erickson,
OL Preston Crumley, OL Nick Flesner,
TE Chris Wagner, WR JaRon Harris,
WR Chris Doblal, RB Cory Koenig, DE
Jason Bonwell, NT Mitch Pontrelli,
DT Eric Schroeder, DE Danny Batten,
LB Justin Kubesh, LB/DB Andrew
Hoogetveen, CB Tyler Koch, CB Brock
Gentile, DB/LB Jimmy Rogers, K
Parker Douglass
Offensive Set: Multiple
Defensive Set: 4-3



FOOTBALL INFO

Head Coach: John Stiegelmeier (South
Dakota State '79)
Stiegelmeier at SDSU: 61-47 (10 yrs.)
Career Record: Same
Stiegelmeier's Phone: 605-688-5525
Stiegelmeier vs. UNI: 0-1
Assistant Coaches: Luke Meadows (Asst.
Head Coach/Co-Off. Coord./Recruiting
Coord./OL), Daren Wilkinson (Co-Off.
Coord./QB/WRs), Shannon Moore
(RBs/TEs), Jay Bubak (Def. Coord.),
Rob Sarvis (DL), Josh Conklin (S.T.
Coord./DBs), Mike Blackburn (G.A.-
OLBs), Ryan Grubb (G.A.-WRs), Matt
Minich (G.A.-TEs)
Series Record: UNI leads 23-16-2

SPORTS INFO

SID: Jason Hove
E-Mail: Jason_Hove@sdstate.edu
SID Phone: 605-688-4623
Cell Phone: 605-692-1827
SID Fax: 605-688-5999
Press Box Phone: 605-688-4623
URL: www.GoJacks.com

DRAKE — SEPT. 22 6:00 P.M. — DES MOINES, IOWA



Steve Loney
Interim Head Coach

GENERAL INFORMATION

Location: Des Moines, Iowa 50311
Founded: 1881
Enrollment: 3,330
President: David Maxwell
Director of Athletics: Sandy Hatfield Clubb
Nickname: Bulldogs
Colors: Blue & White
Conference: Pioneer Football League (FCS)
Stadium: Drake Stadium (14,557/Grass)

BULLDOGS AT A GLANCE

2006 Record: 9-2
PFL Record/Finish: 6-1/2nd
Lettermen Returning/Lost: 31/19
Starters Returning/Lost: 16/8
Top Returning Players: RB Scott
Phaydavong, FL Travis Hardgraves, TE
Daniel Marx, QB Derek Retherford,
RG Anthony Swope, LG Dave Pammer,
FB Willie Cashmore, NG Jake Ramos,
DE Cody Shelley, DT Andrew Asbell,
SS Andy Green, CB Tyler Marley, CB
Poul Collins, FS Jacob Craig, PK Logan
Rees, P Brandon Wubs
Offensive Set: TBA
Defensive Set: TBA



FOOTBALL INFO

Interim Head Coach: Steve Loney
Loney at DU: First Year
Career Record: Fir st Year
Phone: 515-271-2104 (M-F a.m.)
Assistant Coaches: Matt Jeter (DBs.),
Bill Charles (RBs), Mike Giese (TEs),
Rickey Hunley (Ss), Jeff Martin (QB),
Nick Ross (DEs), George Sypniewski
(DTs)
Series Record: DU leads 25-19-1

SPORTS INFO

SID: Mike Mahon
E-Mail: mike.mahon@drake.edu
SID Phone: 515-271-3012
Home Phone: 515-223-4812
SID Fax: 515-271-3015
Press Box Phone: 515-271-3729/3794
URL: www.godrakebulldogs.com

2007 SCHEDULE

Aug. 30	at Western Illinois	6:05 p.m.
Sept. 8	at Youngstown State	4 p.m.
Sept. 15	UNI	7 p.m.
Sept. 22	Texas State	7 p.m.
Sept. 29	Stephen F. Austin	2 p.m.
Oct. 6	at Georgia Southern	1 p.m.
Oct. 20	Cal Poly*	7 p.m.
Oct. 27	at UC Davis*	2 p.m.
Nov. 3	at Central Arkansas	6 p.m.
Nov. 10	Southern Utah*	1 p.m.
Nov. 17	North Dakota State*	1 p.m.

*Great West Conference Game
All times Central

2006 RESULTS

Sept. 2	Wisconsin-LaCrosse	L, 17-3
Sept. 9	at Montana	L, 36-7
Sept. 16	at UNI	L, 27-17
Sept. 23	at Nicholls State	W, 24-17
Sept. 30	at McNeese State	W, 20-17
Oct. 7	Central Arkansas	W, 20-7
Oct. 21	at Cal Poly*	W, 29-28
Oct. 28	UC Davis*	W, 22-21
Nov. 4	William Penn	W, 34-3
Nov. 11	at Southern Utah*	W, 31-21
Nov. 18	at North Dakota State*	L, 41-28

*Great West Conference Game

SERIES RESULTS

1935	UNI	22-13	1961	A SDSU	36-13
1936	SDSU	13-0	1962	H Tie	13-13
1937	UNI	33-0	1963	A SDSU	27-13
1940	UNI	12-2	1964	H UNI	23-14
1941	UNI	21-0	1965	A UNI	41-0
1942	UNI	38-0	1966	H UNI	13-7
1945	UNI	58-7	1967	A UNI	17-16
1946	Tie	6-6	1968	H UNI	38-10
1948	UNI	33-7	1969	A UNI	24-14
1949	SDSU	14-13	1970	H UNI	24-8
1950	SDSU	34-13	1971	A UNI	23-0
1951	A SDSU	48-6	1972	H UNI	32-0
1952	UNI	47-34	1973	A SDSU	16-0
1953	SDSU	52-19	1974	H UNI	22-21
1954	H SDSU	41-20	1975	A UNI	14-3
1955	A SDSU	34-21	1976	H SDSU	16-13
1956	H SDSU	31-27	1977	A UNI	23-12
1957	A SDSU	23-20	1978	H SDSU	10-9
1958	H SDSU	13-8	1979	A SDSU	14-7
1959	A UNI	14-12	2006	H UNI	27-17
1960	H UNI	12-0			

2007 SCHEDULE

Aug. 30	at Illinois State	7:05 p.m.
Sept. 8	Waldorf	6 p.m.
Sept. 15	at Wisconsin-Platteville	6 p.m.
Sept. 22	UNI	6 p.m.
Sept. 29	Valparaiso*	1 p.m.
Oct. 6	Butler*	1 p.m.
Oct. 13	at San Diego*	8 p.m.
Oct. 20	at Davidson*	12 p.m.
Oct. 27	Jacksonville*	1 p.m.
Nov. 3	at Morehead State*	12 p.m.
Nov. 10	Dayton*	1 p.m.

*Pioneer Football Game
All times Central

2006 RESULTS

Aug. 31	UNI	L, 48-7
Sept. 9	Upper Iowa	W, 40-7
Sept. 16	Wisconsin-Platteville	W, 35-7
Sept. 23	at Valparaiso*	W, 21-7
Sept. 30	Morehead State*	W, 33-7
Oct. 7	Waldorf	W, 35-3
Oct. 14	at Butler*	W, 29-0
Oct. 21	San Diego*	L, 37-0
Oct. 28	at Dayton*	W, 21-9
Nov. 4	Davidson*	W, 35-15
Nov. 11	at Jacksonville*	W, 47-28

*Pioneer Football Game

SERIES RESULTS

1900	A DU	50-0	1961	A DU	21-6
1901	H DU	32-0	1962	H DU	21-15
1902	A DU	36-5	1963	A DU	21-12
1904	H DU	26-6	1964	H UNI	41-14
1913	A DU	25-0	1965	A DU	31-7
1914	A DU	14-3	1966	H DU	9-6
1941	A DU	13-0	1967	A DU	10-7
1942	H UNI	27-12	1968	H UNI	21-19
1945	A DU	53-6	1969	A UNI	23-13
1946	H UNI	46-0	1970	H UNI	13-0
1947	A Tie	6-6	1971	A DU	28-0
1948	H UNI	6-0	1972	H DU	21-14
1950	H DU	34-18	1973	A UNI	31-3
1951	A DU	39-6	1974	H UNI	41-17
1952	H DU	14-12	1975	A UNI	27-24
1953	A DU	27-20	1981	H DU	39-30
1954	H DU	14-12	1982	A DU	40-13
1955	A UNI	21-14	1983	H UNI	34-10
1956	H UNI	20-0	1984	A UNI	33-28
1957	A DU	34-12	1985	A DU	24-9
1958	H UNI	20-16	2005	H UNI	52-17
1959	A UNI	14-6	2006	A UNI	48-7
1960	H UNI	14-3			

OPPONENTS

ILLINOIS STATE — SEPT. 29
1:30 P.M. — NORMAL, ILL



Denver Johnson
Head Coach

GENERAL INFORMATION

Location: Normal, Ill. 61790
Founded: 1857
Enrollment: 20,261
President: Dr. Al Bowman
Director of Athletics: Dr. Sheahon Zenger
Nickname: Redbirds
Colors: Red & White
Conference: Gateway Football (FCS)
Stadium: Hancock Stadium (15,000/AstroPlay)

REDBIRDS AT A GLANCE

2006 Record: 9-4
GFC Record/Finish: 5-2/T2nd
Lettermen Returning/Lost: 37/21
Starters Returning/Lost: 14/10
Top Returning Players: QB Luke Drone, OL Brandon Joyce, TE Kedric Meredith, FB Dave Mordis, OL Joe Niklasch, OL Jonathan St-Pierre, OL Isiah Wiggins, DL Adam Blankenship, DB Jesse Caesar, DB Tom Nelson, LB Kye Stewart, DL Jared Thomas, P Bobby Kelsey, K Kevin Mazur
Offensive Set: Multiple
Defensive Set: 4-3



FOOTBALL INFO

Head Coach: Denver Johnson (Tulsa '81)
Johnson at ISU: 41-39 (7 yrs.)
Career Record: 62-51 (10 yrs.)
Johnson's Phone: 309-438-8671 (M-F a.m.)
Johnson vs. UNI: 3-4

Assistant Coaches: Jim Williams (Asst. Head Coach/Off. Coord.), Rod Carey (OL), Brad Cornelsen (QBs), Mike Menefee (S), Chris Patton (DL), David Ross (CBs), Galen Scott (LBs), Bill Teerlinck (DL), Holmon Wiggins (RBs), Jafar Williams (WRs)
Series Record: UNI leads 15-8

SPORTS INFO

SID: Todd Kober
E-Mail: gtkober@ilstu.edu
SID Phone: 309-438-3805
SID Home Phone: 309-454-3048
SID Fax: 309-438-5634
Press Box Phone: 309-438-2272/2280
URL: www.GoRedbirds.com

SOUTHERN ILLINOIS — OCT. 13
4:05 P.M. — CEDAR FALLS, IOWA



Jerry Kill
Head Coach

GENERAL INFORMATION

Location: Carbondale, Ill. 62901
Founded: 1869
Enrollment: 21,003
Chancellor: TBA
Director of Athletics: Mario Moccia
Nickname: Salukis
Colors: Maroon & White
Conference: Gateway Football (FCS)
Stadium: McAndrew Field (17,324/AstroPlay)

SALUKIS AT A GLANCE

2006 Record: 9-4
GFC Record/Finish: 4-3/T4th
Lettermen Returning/Lost: 54/23
Starters Returning/Lost: 13/11
Top Returning Players: WR Phil Goforth, LT Darren Marquez, LG Aaron Lockwood, RG Shawn Smith, RT Andrew Kernes, QB Nick Hill, WR Alan Turner, DT Andre Tillman, LB Brandin Jordan, LB Trevor Moe, S Clayton Johnson, CB Craig Turner, K Scott Ravanesi
Offensive Set: Multiple
Defensive Set: 4-2

2007 SCHEDULE

Aug. 30	Quincy	6 p.m.
Sept. 8	at Northern Illinois	6:30 p.m.
Sept. 15	at Southern Utah	7 p.m.
Sept. 22	Arkansas-Pine Bluff	1:30 p.m.
Sept. 29	at Indiana State*	12 p.m.
Oct. 6	Youngstown State*	1:30 p.m.
Oct. 13	at UNI*	4:05 p.m.
Oct. 20	Missouri State*	1:30 p.m.
Nov. 3	at Western Illinois*	1:05 p.m.
Nov. 10	Illinois State*	1:30 p.m.
Nov. 17	at Hampton	12 p.m.

*Gateway Football Conference Game
All times Central

2006 RESULTS

Aug. 31	Lock Haven	W, 49-0
Sept. 16	at Indiana	W, 35-28
Sept. 23	at Arkansas-Pine Bluff	W, 48-16
Sept. 30	Indiana State*	W, 55-3
Oct. 7	Western Illinois*	W, 31-24
Oct. 14	at Illinois State*	L, 37-10
Oct. 21	Western Kentucky*	L, 27-24
Oct. 28	at Missouri State*	W, 27-17
Nov. 4	at Youngstown State*	L, 31-24
Nov. 11	UNI*	W, 47-23
Nov. 18	Southern Utah	W, 59-0
Nov. 25	UT-Martin+	W, 36-30
Dec. 2	at Montana+	L, 20-3

*Gateway Football Conference Game
+NCAA FCS Playoffs

SERIES RESULTS

1965 A SIU	23-16	1995 H UNI	13-0
1966 H SIU	30-7	1996 A UNI	33-7
1983 H SIU	52-9	1997 H UNI	28-27
1984 A SIU	40-10	1998 A SIU	27-20
1986 A SIU	27-24	1999 H UNI	34-14
1987 H UNI	20-3	2000 A SIU	34-14
1988 A UNI	24-21	2001 H UNI	19-14
1989 H UNI	38-14	2002 A SIU	42-13
1990 H UNI	30-9	2003 H UNI	43-40
1991 A SIU	21-20	2004 A SIU	40-36
1992 A UNI	30-25	2005 H UNI	25-24
1993 H UNI	49-17	2006 A SIU	47-23
1994 A UNI	39-7		



FOOTBALL INFO

Head Coach: Jerry Kill (Southwestern '83)
Kill at SIU: 43-30 (6 yrs.)
Career Record: 92-55 (14 yrs.)
Kill's Phone: 618-453-3331 (M 11 a.m.)
Kill vs. UNI: 3-3

Assistant Coaches: Matt Limegrover (Off. Coord./OL), Tracy Claeys (Def. Coord.), Patrick Poore (QBs), Tom Matukewicz (LBs/Running Game), Jay Sawvel (DBs), Brian Anderson (WRs), Robert Reeves (RBs), Bryce Saia (DL), Carl Mauck (TEs), Eric Klein (Strength), Travis Stepps (CBs)
Series Record: UNI leads 14-11

SPORTS INFO

Football Contact: Jeff Honza
E-Mail: honz@siu.edu
SID Phone: 618-985-6089
Home Phone: 618-457-8882
SID Fax: 618-453-2648
Press Box Phone: 618-453-3049
URL: www.siusalukis.com

2007 SCHEDULE

Aug. 30	Drake	6:30 p.m.
Sept. 8	Murray State	6:30 p.m.
Sept. 15	at Eastern Illinois	6 p.m.
Sept. 22	at Missouri	1 p.m.
Sept. 29	UNI*	1:30 p.m.
Oct. 6	at Missouri State*	2 p.m.
Oct. 13	Indiana State*	1:30 p.m.
Oct. 20	at Youngstown State*	3 p.m.
Oct. 27	Western Illinois*	1:30 p.m.
Nov. 3	at North Dakota State	6 p.m.
Nov. 10	at Southern Illinois*	1:30 p.m.

*Gateway Football Conference Game
All times Central

2006 RESULTS

Sept. 2	at Kansas State	L, 24-23
Sept. 9	Central Arkansas	W, 18-3
Sept. 16	Eastern Illinois	W, 44-30
Sept. 23	at Murray State	W, 35-14
Oct. 7	at Western Kentucky*	W, 28-27
Oct. 14	Southern Illinois*	W, 37-10
Oct. 21	at Western Illinois*	W, 27-14
Oct. 28	Youngstown State*	L, 27-13
Nov. 4	Missouri State*	W, 38-14
Nov. 11	at Indiana State*	W, 42-20
Nov. 18	at UNI*	L, 38-27
Nov. 25	at Eastern Illinois+	W, 24-13
Dec. 2	at Youngstown State+	L, 28-21

*Gateway Football Conference Game
+NCAA FCS Playoffs

SERIES RESULTS

1972 A ISU	24-14	1996 H UNI	47-10
1985 A UNI	15-3	1997 A UNI	50-34
1986 H UNI	22-13	1998 H ISU	38-23
1987 H UNI	48-17	1999 A ISU	47-28
1988 A UNI	34-7	2000 H UNI	34-28
1989 A ISU	32-13	2001 A ISU	42-14
1990 H UNI	31-0	2002 H ISU	31-20
1991 A UNI	17-14	2003 A UNI	16-7
1992 H UNI	41-14	2004 H UNI	41-14
1993 A UNI	20-19	2005 A ISU	38-3
1994 H UNI	24-17	2006 H UNI	38-27
1995 A ISU	31-29		

HOMECOMING RESULTS (Since 1920)

(55-23-7)	1964 UNI 24, Morningside 14
1920 UNI 14, Parsons 0	1965 UNI 27, Augustana 21
1921 UNI 7, Simpson 6	1966 UNI 2, Morningside 0
1922 UNI 0, Upper Iowa 0	1967 UNI 23, Augustana 10
1923 Western Union 6, UNI 2	1968 Morningside 14, UNI 13
1924 UNI 13, Simpson 0	1969 UNI 14, South Dakota 2
1925 UNI 20, Luther 9	1970 Morningside 19, UNI 7
1926 UNI 34, Buena Vista 0	1971 North Dakota 23, UNI 10
1927 UNI 14, Upper Iowa 6	1972 UNI 27, Morningside 13
1928 UNI 0, Grinnell 0	1973 South Dakota 19, UNI 7
1929 UNI 7, Simpson 0	1974 UNI 41, Drake 17
1930 Coe 13, UNI 2	1975 UNI 20, Augustana 14
1931 Western Michigan 14, UNI 0	1976 UNI 37, Morningside 7
1932 UNI 13, Morningside 0	1977 Augustana 35, UNI 27
1933 UNI 0, Simpson 0	1978 Western Illinois 21, UNI 7
1934 Grinnell 19, UNI 12	1979 UNI 20, Akron 17
1935 UNI 21, Western Michigan 14	1980 UNI 41, Missouri State 0
1936 UNI 6, Morningside 0	1981 Northern Michigan 17, UNI 13
1937 Western Michigan 7, UNI 0	1982 Idaho 38, UNI 13
1938 Morningside 13, UNI 7	1983 UNI 41, Wisconsin-La Crosse 0
1939 UNI 13, Western Michigan 13	1984 UNI 24, Missouri State 10
1940 UNI 13, Pittsburg State 6	1985 UNI 24, Indiana State 7
1941 Western Michigan 28, UNI 7	1986 UNI 45, Missouri State 3
1942 UNI 26, Morningside 7	1987 Montana 33, UNI 16
1945 UNI 58, South Dakota State 7	1988 Western Illinois 28, UNI 27
1946 UNI 0, Western Michigan 0	1989 UNI 39, Ferris State 3
1947 UNI 31, Morningside 13	1990 UNI 31, Illinois State 0
1948 UNI 33, South Dakota State 7	1991 UNI 56, Morgan State 6
1949 UNI 49, Augustana (SD) 0	1992 UNI 41, Illinois State 14
1950 Drake 34, UNI 18	1993 UNI 17, Indiana State 10
1951 UNI 27, Morningside 7	1994 McNeese State 34, UNI 24
1952 South Dakota 34, UNI 20	1995 UNI 17, Eastern Illinois 7
1953 UNI 34, Morningside 20	1996 UNI 47, Illinois State 10
1954 South Dakota 34, UNI 33	1997 UNI 35, Youngstown State 32
1955 UNI 13, Morningside 12	1998 UNI 31, Cal Poly 7
1956 UNI 20, Morningside 20	1999 UNI 42, Cal Poly 21
1957 UNI 27, North Dakota 20	2000 UNI 34, Illinois State 28
1958 Morningside 26, UNI 18	2001 UNI 19, Southern Illinois 14
1959 UNI 14, North Dakota 9	2002 Western Kentucky 31, UNI 12
1960 UNI 26, Morningside 0	2003 UNI 22, Indiana State 14
1961 UNI 34, Augustana 6	2004 Western Kentucky 17, UNI 10
1962 UNI 21, Morningside 18	2005 UNI 31, Indiana State 10
1963 UNI 9, North Dakota 0	2006 UNI 38, Missouri State 7

WESTERN ILLINOIS — OCT. 20 6:30 P.M. — MACOMB, ILL.



Don Patterson
Head Coach

GENERAL INFORMATION

Location: Macomb, Ill. 61455
Founded: 1899
Enrollment: 13,550
President: Dr. Alvin Goldfarb
Director of Athletics: Dr. Tim M. Van Alstine
Nickname: Leathernecks
Colors: Purple & Gold
Conference: Gateway Football (FCS)
Stadium: Hanson Field (15,168/Grass)

LEATHERNECKS AT A GLANCE

2006 Record: 5-6
GFC Record/Finish: 2-5/6th
Lettermen Returning/Lost: 34/21
Starters Returning/Lost: 12/12
Top Returning Players: WR Carl Sims, LG Drew Sweeney, RB Herb Donaldson, K Taylor Rowan, DE Buck Townsend, LB Jerome Bennett, LB Aaron Miller, LB Jason Williams, CB Robert Hodges, SS Trokon Tompo, WS Milan Woodward, CB Kevin Almlie
Offensive Set: Pro
Defensive Set: Multiple

2007 SCHEDULE

Aug. 30	South Dakota State	6:05 p.m.
Sept. 8	at Illinois	TBA
Sept. 15	St. Francis (Ill.)	6:05 p.m.
Sept. 22	at Stephen F. Austin	6 p.m.
Sept. 29	North Dakota State	1:05 p.m.
Oct. 6	at Indiana State*	11 a.m.
Oct. 13	Missouri State*	1:05 p.m.
Oct. 20	UNI*	6:30 p.m.
Oct. 27	at Illinois State*	1:05 p.m.
Nov. 3	Southern Illinois*	1:05 p.m.
Nov. 10	at Youngstown State*	12 p.m.

*Gateway Conference Football Game
All times Central

2006 RESULTS

Aug. 31	Morehead State	W, 31-6
Sept. 9	at Wisconsin	L, 34-10
Sept. 16	Kentucky Wesleyan	W, 58-0
Sept. 23	at Northern Colorado	W, 42-28
Sept. 30	at Western Kentucky*	L, 38-35
Oct. 7	at Southern Illinois*	L, 31-24
Oct. 14	Youngstown State*	L, 35-28
Oct. 21	Illinois State*	L, 27-14
Oct. 28	at UNI*	W, 24-13
Nov. 4	Indiana State*	W, 46-41
Nov. 11	at Missouri State*	L, 24-21

*Gateway Football Conference Game

SERIES RESULTS

1967 A UNI	12-0	1991 A UNI	24-17
1968 H UNI	33-6	1992 H UNI	37-6
1969 H WIU	23-14	1993 A WIU	25-23
1970 A WIU	29-7	1994 H UNI	36-27
1973 H UNI	20-14	1995 A UNI	38-7
1974 A WIU	40-14	1996 H UNI	30-6
1978 H WIU	21-7	1997 A WIU	29-22 2OT
1979 A UNI	38-25	1998 H UNI	10-6
1980 H UNI	35-28	1999 A WIU	46-27
1981 A WIU	21-14	2000 H WIU	44-41
1982 H UNI	21-9	2001 A UNI	17-14
1983 A UNI	32-26	2002 H WIU	35-12
1984 H UNI	30-17	2003 A UNI	38-30
1985 A UNI	48-14	2004 H UNI	36-13
1986 H UNI	32-30	2005 A UNI	41-24
1987 A UNI	52-7	2006 H WIU	24-13
1988 H WIU	28-27		
1989 A UNI	21-10		
1990 H UNI	50-14		



FOOTBALL INFO

Head Coach: Don Patterson
(West Point '73)
Patterson at WIU: 55-37 (8 yrs.)
Career Record: Same
Patterson's Phone: 309-298-1515 (8-9 a.m.)
Patterson vs. UNI: 4-4
Assistant Coaches: Mark Hendrickson (Asst. Head Coach/Off. Coord.), Tom Casey (Def. Coord.), Monte Henderson (DBs), Josh McCall (OL), Steve McKane (DL), Thad Ward (RBs)
Series Record: UNI leads 23-11

SPORTS INFO

SID: Jason Kaufman
E-Mail: jp-kaufman@wiu.edu
SID Phone: 309-298-1133
Cell Phone: 309-255-5812
SID Fax: 309-298-2060
Press Box Phone: 309-298-1255/1138
URL: www.wiathletics.com

YOUNGSTOWN STATE — OCT. 27
3:05 P.M. — CEDAR FALLS, IOWA



Jon Heacock
 Head Coach

GENERAL INFORMATION

Location: Youngstown, Ohio 44555
 Founded: 1908
 Enrollment: 13,183
 President: Dr. David Sweet
 Director of Athletics: Ron Strollo
 Nickname: Penguins
 Colors: Red & White
 Conference: Gateway Football (FCS)
 Stadium: Stambaugh (20,630/Sprinturf)

PENGUINS AT A GLANCE

2006 Record: 11-3
 GFC Record/Finish: 6-1/1st
 Lettermen Returning/Lost: 24/27
 Starters Returning/Lost: 12/12
 Top Returning Players: QB Tom Zetts, TE
 Derrick Bush, TE Louis Irizarry, WR
 Rory Berry, OG Brad Samsa, OG Josh
 Tanner, OT Tyler Booth, SS Dorian
 Chenault, LB James Terry, LB Rashod
 Cotton, DT Greg Jacobs, DT Mychal
 Savage, PK Brian Palmer
 Offensive Set: Multiple
 Defensive Set: 4-3



FOOTBALL INFO

Head Coach: Jon Heacock
 (Muskogum '83)
 Heacock at YSU: 43-27 (6 yrs.)
 Career Record: Same
 Heacock's Phone: 330-941-3478 (M-F a.m.)
 Heacock vs. UNI: 0-6
 Assistant Coaches: Chris Bache (OL),
 Sam Eddy (Asst. Head Coach/RBs),
 Dave Elliott (WRs), Jeff Mills (Def.
 Coord./DBs), Jerry Olsavsky (LBs),
 Sherod Holmes (DBs), Antoine Smith
 (DL), Brian Wright (Off. Coord./QB),
 Casey Vogt (TE)
 Series Record: UNI leads 15-6

SPORTS INFO

SID: Trevor Parks
 E-Mail: tparks@ysu.edu
 SID Phone: 330-941-3192
 SID Cell Phone: 330-402-3289
 SID Fax: 330-941-3191
 Press Box Phone: 330-941-7233
 URL: www.ysusports.com

MISSOURI STATE — NOV. 3
1:00 P.M. — SPRINGFIELD, MO.



Terry Allen
 Head Coach

GENERAL INFORMATION

Location: Springfield, Mo. 65897
 Founded: 1905
 Enrollment: 20,962
 President: Dr. Michael Nietzel
 Director of Athletics: Bill Rowe
 Nickname: Bears
 Colors: Maroon & White
 Conference: Gateway Football (FCS)
 Stadium: Plaster Field (16,300/FieldTurf)

BEARS AT A GLANCE

2006 Record: 2-9
 GFC Record/Finish: 1-6/T-7th
 Lettermen Returning/Lost: 28/27
 Starters Returning/Lost: 10/15
 Top Returning Players: QB Matt Krapfl,
 QB Tyler Horner, OC David Tillman,
 WR Tamarius McElvane, WR Chris
 Geisz, WR Jeremy Nicholson, WR Eric
 Davis, FB Jeff Sargent, CB Marcus
 Colbert, LB Jeron Poole, P/PK Nathan
 Stokes
 Offensive Set: Multiple Pro
 Defensive Set: Multiple



**Missouri
 State™**

FOOTBALL INFO

Head Coach: Terry Allen (UNI '79)
 Allen at MSU: 2-9 (1 yr.)
 Career Record: 97-68 (14 yrs.)
 Allen's Phone: 417-836-5343
 Allen vs. UNI: 0-1
 Assistant Coaches: D.J. Vokolek (Asst.
 Head Coach/Def. Coord./LBs), Rob
 Christophel (Off. Coord./QB), Rob
 Bolks (DBs), Andy Follett (RBs), Chris
 Kapilovic (OL), Derrick LeBlanc (DL),
 Jamar Cain (DL), Sean Coughlin (OL)
 Series Record: UNI leads 22-5

SPORTS INFO

SID: Mark Stillwell
 E-Mail: markstillwell@missouristate.edu
 SID Phone: 417-836-5402
 SID Home Phone: 417-862-7962
 SID Fax: 417-836-4868
 Press Box Phone: 417-836-5976
 URL: www.missouristatebears.com

2007 SCHEDULE

Sept. 1	at Ohio State	TBA
Sept. 8	South Dakota State	6 p.m.
Sept. 15	Stony Brook	4 p.m.
Sept. 22	Lock Haven	4 p.m.
Sept. 29	Missouri State*	6 p.m.
Oct. 6	at Southern Illinois*	2:30 p.m.
Oct. 13	Southern Utah	4 p.m.
Oct. 20	Illinois State*	4 p.m.
Oct. 27	at UNI*	4 p.m.
Nov. 3	at Indiana State*	12 p.m.
Nov. 10	Western Illinois*	1 p.m.

*Gateway Football Conference Game
 All Times Eastern

2006 RESULTS

Aug. 31	Slippery Rock	W, 51-21
Sept. 9	Maine	W, 34-14
Sept. 16	at Penn State	L, 37-3
Sept. 23	UC Davis	W, 38-24
Sept. 30	at Missouri State*	W, 37-10
Oct. 7	Indiana State*	W, 55-17
Oct. 14	at Western Illinois*	W, 35-28
Oct. 21	UNI*	L, 31-23
Oct. 28	at Illinois State*	W, 27-13
Nov. 4	Southern Illinois*	W, 31-24
Nov. 11	at Western Kentucky*	W, 19-3
Nov. 25	James Madison+	W, 35-31
Dec. 2	Illinois State+	W, 28-21
Dec. 9	at Appalachian State+	L, 49-24

*Gateway Football Conference Game
 +NCAA FCS Playoffs

SERIES RESULTS

1978 H YSU	31-14	1997 H UNI	35-32
1979 A YSU	29-0	1998 A UNI	42-14
1980 A UNI	38-17	1999 H YSU	29-20
1981 H UNI	45-43	2000 A YSU	28-24
1982 A YSU	25-13	2001 H UNI	30-11
1983 H UNI	23-13	2002 A UNI	22-7
1984 A UNI	16-6	2003 H UNI	47-9
1985 H UNI	50-26	2004 A UNI	22-20
1987 H UNI	31-28	2005 H UNI	21-7
1992 H YSU	19-7	2006 A UNI	31-23
1996 A UNI	23-10		

2007 SCHEDULE

Aug. 30	Missouri-Rolla	7 p.m.
Sept. 6	at Tennessee-Martin	6 p.m.
Sept. 15	at Kansas State	6 p.m.
Sept. 22	Central Arkansas	6 p.m.
Sept. 29	at Youngstown State*	5 p.m.
Oct. 6	Illinois State*	2 p.m.
Oct. 13	at Western Illinois*	1:05 p.m.
Oct. 20	at Southern Illinois*	1:30 p.m.
Oct. 27	Indiana State*	1:30 p.m.
Nov. 3	UNI*	1 p.m.
Nov. 10	Southeast Missouri State	1 p.m.

*Gateway Football Conference Game
 All Times Central

2006 RESULTS

Sept. 2	at Oklahoma State	L, 52-10
Sept. 9	Southwest Baptist	W, 45-14
Sept. 16	at Central Arkansas	L, 16-14
Sept. 23	Sam Houston State	L, 20-17
Sept. 30	Youngstown State*	L, 37-10
Oct. 7	at UNI*	L, 38-7
Oct. 14	Western Kentucky*	L, 17-14
Oct. 21	at Indiana State*	L, 28-22
Oct. 28	Southern Illinois*	L, 27-17
Nov. 4	at Illinois State*	L, 38-14
Nov. 11	Western Illinois*	W, 24-21

*Gateway Football Conference Game

SERIES RESULTS

1980 H UNI	41-0	1994 H UNI	12-7
1981 A UNI	21-17	1995 A UNI	19-17
1982 H UNI	10-0	1996 H UNI	38-31
1983 A MSU	35-13	1997 A UNI	23-22
1984 H UNI	24-10	1998 H MSU	24-21
1985 A UNI	38-17	1999 A UNI	29-17
1986 H UNI	45-3	2000 H UNI	31-13
1987 A UNI	17-13	2001 A UNI	27-3
1988 H MSU	26-9	2002 H UNI	25-24
1989 A MSU	37-22	2003 A UNI	26-20
1990 H UNI	20-17	2004 H UNI	42-20
1991 A UNI	22-0	2005 A MSU	24-21
1992H - UNI	37-12	2006 H UNI	38-7
1993 A UNI	20-14		

INDIANA STATE — NOV. 10 5:05 P.M. — CEDAR FALLS, IOWA



Lou West
Head Coach

GENERAL INFORMATION

Location: Terre Haute, Ind. 47809
Founded: 1865
Enrollment: 10,568
President: Dr. Lloyd Benjamin III
Director of Athletics: Ron Prettyman
Nickname: Sycamores
Colors: Royal Blue & White
Conference: Gateway Football (FCS)
Stadium: Memorial Stadium (12,400/AstroPlay)

SYCAMORES AT A GLANCE

2006 Record: 1-10
GFC Record/Finish: 1-6/T-7th
Lettermen Returning/Lost: 45/17
Starters Returning/Lost: 12/12
Top Returning Players: OL Zach Odle, OL Mike Thorpe, OL Pat Burke, RB Tony West, QB Reilly Murphy, WR Brian Jackson, DL Prenny Strokes, DE D.J. McCarthy, LB Brandon Logan, DB Rafael Price, DB Bryan Jackson, P Chris Johansen
Offensive Set: Multiple
Defensive Set: 4-3



FOOTBALL INFO

Head Coach: Lou West (Cincinnati '76)
West at ISU: 1-21 (2 yrs.)
Career Record: Same
West's Phone: 812-237-4074
West vs. UNI: 0-2

Assistant Coaches: Blair Hrovat (Off. Coord./QBs), Steve Barrows (Def. Coord./LBs), David Hutchison (OL), Tommie Liggins (WRs), Jimmy Graves (RBs), Kyle Caskey (DL), Edmund Jones (DBs), Tim Smith (Ss), Dave Coonce (TEs)
Series Record: UNI leads 19-4

SPORTS INFO

FB Contact: Ace Hunt
E-Mail: ahunt7@isugw.indstate.edu
Office Phone: 812-237-4159
Cell Phone: 812-243-5568
SID Fax: 812-237-4157
Press Box Phone: 812-237-7656
URL: www.indstate.edu/athletics/intercollegiate/

SOUTHERN UTAH — NOV. 17 5:05 P.M. — CEDAR FALLS, IOWA



Wes Meier
Head Coach

GENERAL INFORMATION

Location: Cedar City, Utah 84720
Founded: 1897
Enrollment: 7,029
President: Dr. Michael Benson
Director of Athletics: Ken Beazer
Nickname: Thunderbirds
Colors: Scarlet & White
Conference: Great West (FCS)
Stadium: Eccles Coliseum (8,500/Grass)

THUNDERBIRDS AT A GLANCE

2006 Record: 3-8
GWFC Record/Finish: 0-4/4th
Lettermen Returning/Lost: 36/17
Starters Returning/Lost: 19/9
Top Returning Players: OG Stephen Boyer, RB Kyle Coop, WR Craig Gritton, OG Brandon Guzman, OG Tim Husselbee, QB Wes Marshall, OT Matt Roan, RB Johnny Sanchez, CB Derrick Brown, DT Austin Curtis, S Jovan Jackson, DE Jimmy Judd, LB La'Var Porter, S D.J. Senter, LB T.J. Tabatabai, LB Robert Takeno, PK Branden Jorgensen, P Trevor Ward
Offensive Set: Multiple
Defensive Set: 4-3



2007 SCHEDULE

Sept. 1	at Montana	1:05 p.m.
Sept. 8	North Dakota	6 p.m.
Sept. 15	Southern Illinois	6 p.m.
Sept. 22	McNeese State	6 p.m.
Oct. 6	at Montana State	1:35 p.m.
Oct. 13	at Youngstown State	4 p.m.
Oct. 20	UC Davis*	1 p.m.
Oct. 27	at North Dakota State*	1 p.m.
Nov. 3	Cal Poly*	1 p.m.
Nov. 10	at South Dakota State*	1 p.m.
Nov. 17	at UNI	5:05 p.m.

*Great West Conference Game
All times Central

2006 RESULTS

Sept. 2	Montana Tech	W, 34-0
Sept. 9	Western State	W, 55-3
Sept. 16	at Weber State	L, 24-13
Sept. 23	Texas State	W, 30-21
Sept. 30	at Cal Poly*	L, 18-14
Oct. 7	at McNeese State	L, 30-27
Oct. 12	at Florida Atlantic	L, 32-7
Oct. 21	at UC Davis*	L, 27-7
Oct. 28	North Dakota State*	L, 31-7
Nov. 11	South Dakota State*	L, 31-21
Nov. 18	at Southern Illinois*	L, 59-0

*Great West Conference Game

SERIES RESULTS

1996 A UNI	31-21	1997 H UNI	53-33
------------	-------	------------	-------

2007 SCHEDULE

Sept. 1	at Indiana	8 p.m.
Sept. 8	Austin Peay	6 p.m.
Sept. 15	at SE Missouri State	6 p.m.
Sept. 22	Eastern Illinois	6 p.m.
Sept. 29	Southern Illinois*	12 p.m.
Oct. 6	Western Illinois*	12 p.m.
Oct. 13	at Illinois State*	2:30 p.m.
Oct. 20	Western Kentucky	2 p.m.
Oct. 27	at Missouri State*	2:30 p.m.
Nov. 3	Youngstown State*	12 p.m.
Nov. 10	at UNI*	5:05 p.m.

*Gateway Football Conference Game
All times Eastern

2006 RESULTS

Sept. 2	at Purdue	L, 60-35
Sept. 9	at Eastern Illinois	L, 31-21
Sept. 16	Murray State	L, 59-40
Sept. 23	at Northern Illinois	L, 48-14
Sept. 30	at Southern Illinois*	L, 55-3
Oct. 7	at Youngstown State*	L, 55-17
Oct. 14	UNI*	L, 34-14
Oct. 21	Missouri State*	W, 28-22
Oct. 28	at Western Kentucky*	L, 41-3
Nov. 4	at Western Illinois*	L, 46-41
Nov. 11	Illinois State*	L, 42-20

*Gateway Football Conference Game

SERIES RESULTS

1983 A ISU	26-0	1996 A UNI	34-19
1985 H UNI	24-7	1997 H UNI	29-21 3OT
1986 H UNI	45-10	1998 A UNI	31-28
1987 A UNI	38-14	1999 H UNI	44-21
1988 H ISU	24-6	2000 A UNI	49-17
1989 A UNI	24-21	2001 H UNI	34-13
1990 A ISU	33-23	2002 A ISU	21-19
1991 H UNI	49-21	2003 H UNI	22-14
1992 A UNI	34-13	2004 A UNI	58-6
1993 H UNI	17-10	2005 H UNI	31-10
1994 A ISU	11-10	2006 A UNI	34-14
1995 H UNI	27-10		

FOOTBALL INFO

Head Coach: Wes Meier (Utah '91)
Meier at SUU: 10-22 (3 yrs.)
Career Record: Same
Meier's Phone: 435-865-8362
Meier vs. UNI: 0-0
Assistant Coaches: Cole Wilson (Asst. Head Coach/Def. Coord.), Jared Martin (Off. Coord.), Dustin Pearce (S.T. Coord./LBs), Ryan Hunt (OL), Taps Tapasa (DL), Derek Campbell (DL), Ben Meier (WRs), Chris Shipman (RBs)
Series Record: UNI leads 2-0


SPORTS INFO

SID: Neil Gardner
E-Mail: gardner@suu.edu
SID Phone: 435-586-7753
Home Phone: 435-586-1127
SID Fax: 435-865-8037
Press Box Phone: 435-586-5447
URL: <http://www.suu.edu/athletics/football/>

ALL-TIME OPPONENT RECORDS

OPPONENT	G	W	L	T	PCT.	First Game	Last Game	Last Score UNI	OPP
Akron	2	1	1	0	.500	1978	1979	20	17
Appalachian State	1	0	0	0	.000	2005	2005	16	21
Ark.-Pine Bluff	1	1	0	0	1.000	1986	1986	36	7
Arkansas State	1	1	0	0	1.000	1987	1987	49	28
Arkansas Tech	1	1	0	0	1.000	1980	1980	49	10
Augustana	32	23	9	0	.719	1947	1991	45	22
Ball State	1	1	0	0	1.000	001	2001	42	39
Boise State	2	0	2	0	.000	1990	2000	17	42
Boston University	1	0	1	0	.000	1993	1993	21	27
Bowling Green	1	0	1	0	.000	1947	1947	7	19
Bradley	4	4	0	0	1.000	1958	1962	27	6
Buena Vista	6	4	2	0	.667	1916	1927	6	0
Cal Poly	6	5	1	0	.833	1997	2002	29	26
Camp Dodge	1	1	0	0	1.000	1918	1918	19	0
Camp Funston	1	0	1	0	.000	1917	1917	0	32
Cedar Falls HS	1	1	0	0	1.000	1896	1896	6	2
Cedar Valley Sem.	1	1	0	0	1.000	1896	1896	12	0
Central (Iowa)	1	1	0	0	1.000	1945	1945	38	14
Central Michigan	4	0	4	0	.000	1953	1970	9	27
Central Missouri	2	2	0	0	1.000	1983	1984	34	0
Central Washington	1	1	0	0	1.000	1999	1999	44	7
Charles City	3	3	0	0	1.000	1905	1909	28	0
Coe	31	13	16	2	.452	1895	1953	21	7
Clarion Univ.	1	1	0	0	1.000	1990	1990	52	12
Cornell (Iowa)	16	9	5	2	.625	1899	1935	0	0
Creighton (Neb.)	3	1	2	0	.333	1904	1940	0	20
Dayton	1	0	1	0	.000	1948	1948	7	33
Delaware	1	0	1	0	.000	2003	2003	7	37
Delaware State	1	1	0	0	1.000	1985	1985	37	17
Des Moines	7	4	3	0	.571	1901	1928	12	7
Drake	45	19	25	1	.433	1900	2006	48	7
Dubuque	7	2	4	1	.357	1914	1924	19	6
Eastern Illinois	22	15	6	1	.705	1975	2001	49	43
Eastern Kentucky	1	0	1	0	.000	1971	1971	7	21
Eastern Michigan	9	4	5	0	.444	1930	1998	13	10
Eastern Washington	5	5	0	0	1.000	1985	2005	41	38
Ellsworth JC	17	13	4	0	.765	1897	1925	30	0
Emporia State	4	2	2	0	.500	1938	1948	0	26
Evansville	1	1	0	0	1.000	1980	1980	63	33
Fairbank HS	1	1	0	0	1.000	1908	1908	54	0
Fort Hays	1	1	0	0	1.000	1989	1989	43	15
Ferris State	1	1	0	0	1.000	1989	1989	39	3
Georgia Southern	1	0	1	0	.000	1985	1985	33	40
Grand Valley	1	1	0	0	1.000	1981	1981	21	20
Grinnell	15	5	7	3	.433	1899	1938	10	0
Hamline	2	1	1	0	.500	1945	1946	46	6
Haskell	1	1	0	0	1.000	1936	1936	21	0
Hastings	1	1	0	0	1.000	1955	1955	26	7
Hillsdale	1	0	1	0	.000	1960	1960	6	17
Idaho	6	2	4	0	.333	1981	1995	12	16
Idaho State	2	2	0	0	1.000	1990	1992	49	11
Illinois State	23	15	8	0	.652	1972	2006	38	27
Indiana State	23	19	4	0	.826	1983	2006	34	14
Iowa	14	1	13	0	.071	1898	2005	21	45
Iowa State	24	3	18	3	.188	1899	2006	27	28
Iowa Training	3	2	0	1	.833	1903	1905	12	6
Iowa Wesleyan	7	7	0	0	1.000	1914	1928	34	0
Jacksonville St.	1	1	0	0	1.000	1993	1993	35	14
Kansas State	3	3	0	0	1.000	1985	1989	10	8
Lamar Tech	1	1	0	0	1.000	1964	1964	19	17
Leander Clark	6	2	1	3	.583	1897	1913	0	0
Lennox	6	4	2	0	.667	1895	1910	63	0
Light Guards	1	0	1	0	.000	1902	1902	8	16
Lock Haven	1	1	0	0	1.000	1995	1995	55	10
Loras	11	7	2	2	.727	1909	1945	19	14
Luther	10	6	3	1	.650	1925	1934	0	0
Maine	1	1	0	0	1.000	2001	2001	56	2
Mankato State (Minnesota State)	16	11	2	3	.781	1955	2004	40	0

OPPONENT	G	W	L	T	PCT.	First Game	Last Game	Last Score UNI	OPP
Marshall	3	0	3	0	.000	1991	1996	14	31
McNeese State	10	6	4	0	.600	1986	1999	41	17
Minnesota	1	0	1	0	.000	1987	1987	7	24
Minnesota-Duluth	1	1	0	0	1.000	2005	2005	49	14
Minnesota-Morris	1	0	1	0	.000	1979	1979	0	13
Missouri State	27	22	5	0	.815	1980	2006	38	7
Montana	4	0	4	0	.000	1981	2001	0	38
Montana State	3	2	1	0	.667	1986	2003	35	14
Moorhead State	1	1	0	0	1.000	1993	1993	48	0
Morgan State	2	2	0	0	1.000	1988	1991	56	6
Morningside	50	36	11	3	.750	1903	2000	47	14
Murray State	1	1	0	0	1.000	1995	1995	35	34
Nebraska-Omaha	12	6	5	1	.542	1936	1981	42	13
Nevada-Las Vegas	1	0	1	0	.000	1975	1975	30	48
Nevada-Reno	1	0	1	0	.000	1982	1982	0	37
New Hampshire	1	1	0	0	1.000	2005	2005	24	21
NE Louisiana	1	0	1	0	.000	1987	1987	41	44
NE Missouri St. (Truman State)	8	5	3	0	.625	1925	1985	41	34
Northern Arizona	4	3	1	0	.750	1988	2005	41	17
Northern Colorado	2	0	1	1	.250	1925	1926	0	12
Northern Illinois	3	2	1	0	.667	1927	1964	9	14
Northern Michigan	18	6	12	0	.333	1963	2003	62	0
North Dakota	38	25	13	0	.658	1936	2006	31	35
North Dakota St.	40	22	18	0	.550	1938	1982	7	12
Northwestern St.	1	1	0	0	1.000	2003	2003	43	10
NW Missouri St.	3	3	0	0	1.000	1983	1985	49	0
Ohio University	1	1	0	0	1.000	1999	1999	36	21
Oklahoma State	2	0	2	0	.000	1990	2002	10	45
Parsons	8	4	3	1	.563	1920	1929	19	6
Pittsburg State	4	3	1	0	.750	1940	1974	31	22
Pittsburgh	1	0	1	0	.000	1988	1988	10	59
Prairie View A&M	1	1	0	0	1.000	2000	2000	60	14
Reinbeck HS	1	1	0	0	1.000	1896	1896	28	10
St. Ambrose	2	0	1	1	.250	1923	1924	0	3
St. Cloud State	3	3	0	0	1.000	1976	1996	44	7
St. Thomas	2	1	0	1	.750	1926	1927	6	6
Simpson	18	6	9	3	.417	1900	1940	52	7
South Dakota	39	21	17	1	.551	1899	1982	41	24
South Dakota St.	41	23	16	2	.585	1935	2006	27	17
SE Missouri St.	2	1	1	0	.500	1980	1982	17	20
Southern Illinois	25	14	11	0	.560	1965	2006	23	47
Southern Utah	2	2	0	0	1.000	1996	1997	53	33
Southwest State	1	1	0	0	1.000	1999	1999	55	14
SW Texas State (Texas State)	3	2	1	0	.667	1993	2005	40	37
Stephen F. Austin	7	5	2	0	.714	1995	2004	21	24
Still	1	1	0	0	1.000	1921	1921	66	0
Upper Iowa	20	10	7	3	.575	1895	1928	13	13
Waterloo HS	7	7	0	0	1.000	1896	1912	39	0
Waterloo YMCA	1	1	0	0	1.000	1898	1898	23	0
Wayne State (Mich.)	2	2	0	0	1.000	2001	2002	34	0
Wayne State (Neb.)	2	2	0	0	1.000	1976	1988	77	0
Weber State	3	2	1	0	.667	1978	1991	38	21
Western Illinois	35	23	12	0	.657	1967	2006	13	24
Western Kentucky	10	5	5	0	.500	1975	2006	31	20
Western Michigan	17	4	11	2	.294	1930	1949	6	20
Western Union	2	1	1	0	.500	1923	1926	23	0
Wheaton	1	1	0	0	1.000	1960	1960	21	18
William & Mary	1	1	0	0	1.000	1996	1996	38	35
William Penn	20	10	5	5	.750	1901	1932	13	0
Winona State	3	3	0	0	1.000	1984	1998	66	7
Wis. LaCrosse	1	1	0	0	1.000	1983	1983	41	0
Wis. Platteville	1	1	0	0	1.000	1915	1915	82	0
Wis. Stevens Point	1	1	0	0	1.000	1972	1972	40	6
Wis. Whitewater	4	4	0	0	1.000	1975	1984	73	7
Woodbine	1	1	0	0	1.000	1901	1901	12	6
Wyoming	1	0	1	0	.000	1993	1993	42	45
Youngstown State	21	15	6	0	.714	1978	2006	31	23



2006 REVIEW

2006 Season Review	74-75
2006 UNI Statistics	76-82
2006 Gateway Conference Statistics	83-87
2006 Game-by-Game	88-93

UNI CAPS 2006 SEASON AT 7-4; 2ND PLACE IN GATEWAY

The University of Northern Iowa football team closed the 2006 season with an overall mark of 7-4 and 5-2 in the Gateway Football Conference. The Panthers concluded the year ranked No. 17 in the Sports Network's final top 25 poll.

UNI maintained one of the nation's finest offenses throughout the season and ended the year ranked No. 4 in the nation by averaging 408.3 yards per contest. UNI senior cornerback Dre Dokes led the nation with seven interceptions and fellow defensive back junior Chris Parsons ranked second in the nation with six interceptions.

The Panthers began the season with a bang as junior transfer Terrell Allen returned the opening kickoff against Drake in the opener 97 yards for a touchdown. UNI never

looked back against the Bulldogs and cruised to a 48-7 victory in Des Moines at the newly refurbished Drake Stadium.

UNI returned to Cedar Falls to the friendly confines of the UNI-Dome for its home opener on Sept. 9 against North Dakota. The contest turned into a thriller that saw the lead change hands four times in the game's final five minutes, but it was the Fighting Sioux that landed the last blow. UND scored a 35-31 upset of the nation's No. 3-ranked team.

Head coach Mark Farley's Panthers were bound and determined to bounce back at home in the Dome, this time against the South Dakota State Jackrabbits. UNI trailed 17-3 at the half but responded with a huge second half and took the game, 27-17, to move to 2-1 on the year.

The following week in front of the largest crowd in Iowa State's football history, the UNI football squad put on quite a show and nearly pulled off one of the program's greatest wins before the Cyclones held on for a 28-27 victory. The Panthers led 21-7 at the half on the strength of a 46-yard interception return for a touchdown by Dokes. UNI led 27-21 after a 22-yard field goal by Brian Wingert with only 2:20 remaining in the game. However, Iowa State drove 74 yards in six plays and scored to take a 28-27 lead with 1:05 to go. The Panthers then drove into Cyclone territory and with :06 left in the game, Wingert's 51-yard field goal missed wide left to let ISU escape, 28-27.

Homecoming came on Oct. 7 as well as the first Gateway conference game of the season in the form of Missouri State. The game also marked the return

to the UNI-Dome of former UNI player and coach Terry Allen. Allen won seven consecutive Gateway Conference crowns as head coach of the Panthers from 1990 to 1996. The Panthers did not waste much time getting on the board as they scored on a 51-yard pass from junior quarterback Eric Sanders to senior wideout James Lindgren. UNI led 17-0 at the end of one quarter and cruised to a 38-7 victory over the Bears.



UNI's running game was hitting on all cylinders as the Panthers traveled to Terre Haute, Ind., to take on the Indiana State Sycamores. UNI recorded a 34-14 win over the Sycamores at Memorial Stadium. UNI rolled up 439 rushing yards against the Sycamores and Wingert became the school's all-time leading scorer as he

passed Dedric Ward's 300-point total. Junior running back Darian Williams rushed for a career-high 174 yards and two touchdowns, while senior wide receiver Curt Bradley also rushed for a career-high with 78 yards on only five carries against the Sycamores.

The Panthers moved to 3-0 in the Gateway and 5-2 overall as they went to Youngstown, Ohio, and notched a 31-23 victory over the No. 5-ranked Youngstown State Penguins. UNI was able to secure the victory when senior Dre Dokes intercepted his second pass of the game with 1:02 left to play in the fourth quarter. The UNI victory also snapped YSU's 11-game home winning streak. UNI was the last team to win at Stambaugh Stadium and it occurred in 2004. It was also UNI's sixth straight victory in the series with Youngstown State.

The Panthers returned home Oct. 28 to take on the Western Illinois Leathernecks, who came into the game winless in the Gateway Conference standings. UNI in the midst of a three-game win streak had catapulted back to No. 7 in the national rankings. However, the Leathernecks frustrated the Panthers and held the home team to a season-low 272 yards of total offense. Western Illinois knocked off the Panthers, 24-13.

With three losses heading into the final three weeks of play, the Panthers knew they must run the table if they expected to receive a bid into the NCAA I-AA playoffs. However, if UNI won its final three games, it would be crowned Gateway champions for the second straight year.

UNI defended its home turf on Nov. 4 against the

Western Kentucky Hilltoppers. The Panthers entered the fourth quarter trailing the Hilltoppers, 17-10, but outscored the opposition, 21-3 in the final period to score a 31-20 victory. Trailing 20-17 with just over five minutes left in regulation, Sanders hit Allen for a 56-yard touchdown pass to put the Panthers on top. Sophomore running back Corey Lewis finished the scoring with a 30-yard touchdown with just over a minute to play to clinch the triumph.

The Panthers traveled to Carbondale, Ill., to battle the Southern Illinois Salukis on Nov. 11. However, the Panthers could not slow down the Salukis' attack and dropped a 47-23 decision to put their playoff hopes in jeopardy. Farley said after the game, "it was the first time all season, I felt like we got beat on the field. In those other losses we made mistakes. But Southern Illinois won this game."

UNI returned to the UNI-Dome for Senior Day on Nov. 18 to take on the Illinois State Redbirds. UNI still had an outside shot at an at-large bid for the I-AA playoffs, but only if they could take care of the Redbirds. The Panthers jumped to a 28-7 lead and eventually won the contest, 38-27. UNI intercepted three Redbird passes and recovered another fumble as the defensive effort led the charge.

Unfortunately, UNI did not receive an at-large bid to the I-AA playoffs. The final bid came down to UNI and Montana State, with both teams sporting identical 7-4 overall records. The selection went to the Bobcats, who had knocked off Colorado earlier in the season, while UNI had just missed defeating its I-A opponent Iowa State.

The Panthers were well represented on the all-Gateway Football Conference team at the season's conclusion. UNI's three first-team picks included senior cornerback Dre Dokes (Springfield, Mo.), junior offensive tackle Chad Rinehart (Boone, Iowa) and senior kicker Brian Wingert (Cedar Falls, Iowa).

The Panthers' second-team selections included sophomore defensive lineman Mark Huygens (Sergeant Bluff, Iowa), Jordan Lacy (Jefferson City, Mo.), senior offensive tackle Joe Lobdell (Lena, Ill.), junior safety Chris Parsons (Moore, Okla.) and junior quarterback Eric Sanders (Oelwein, Iowa). UNI also had three honorable mention honorees and they included junior linebacker Brannon Carter (St. Charles, Mo.), sophomore wide receiver/return specialist Johnny Gray (Deerfield Beach, Fla.) and senior wide receiver James Lindgren (Odebolt, Iowa).

Junior running back Darian Williams become the second University of Northern Iowa Panther to earn the league's Newcomer of the Year honor. Williams was joined on the all-Newcomer team by junior wide receiver Terrell Allen (Wellford, S.C.), redshirt freshman defensive lineman Chuck Kinney (Council Bluffs, Iowa) and redshirt freshman defensive end James Ruffin (Burnsville, Minn.).

PANTHER POINTS

Panthers Honored 19 Seniors in Final Home Game

The UNI football team honored its 19 seniors prior to kickoff in the home finale against Illinois State on Nov. 18.

This year's UNI senior class includes: WR Curt Bradley (Columbia, Mo.), CB Curtis Cooper (Kansas City, Mo.), LB Nick Davis (Eldon, Iowa), CB Dre Dokes (Springfield, Mo.), FB Cyrus Garrett (Bolingbrook, Ill.), TE Ross Hannam (St. Ansgar, Iowa), WR Jake Holmes (La Porte City, Iowa), P Adam Kos (Kalona, Iowa), WR James Lindgren (Odebolt, Iowa), OL/TE Joe Lobdell (Lena, Ill.), LB Matt Mackey (Swisher, Iowa), OL Kyle Newlin (Armstrong, Iowa), DL Nick Pauly (Cedar Rapids, Iowa), OL Tyler Rawlins (Newton, Iowa), LB Dave Schratz (Garfield, N.J.), DB Matt Tharp (Webster City, Iowa), LB Andrew Williams (Kirkwood, Iowa), PK Brian Wingert (Cedar Falls, Iowa) and LS Grant Zielinski (Franklin, Wis.).

**Lindgren Earns Academic All-America Honors**

University of Northern Iowa senior wide receiver James Lindgren was named to the ESPN The Magazine Academic All-America University Division Football first-team as selected by the College Sports Information Directors of America (CoSIDA) on Nov. 30.

Lindgren (Odebolt, Iowa), who has a 3.81 grade point average in Construction Management, tied for the team lead with five touchdown receptions in 2006. He also tied for second on the team in total touchdowns (6). Lindgren ranked second on the team in receptions (32) and receiving yards (374). He caught a season-high seven passes for 73 yards against Iowa State. He caught a touchdown pass in each of UNI's first five games of 2006. Lindgren had at least one catch in every game and also scored on an 11-yard touchdown run at Indiana State. Lindgren was a first-team academic all-district selection in 2006 and a three-time academic all-district pick in his career. Lindgren also earned Gateway academic team honors the past three seasons.

Lindgren is the first Panther selected to the first team since Brad Meester earned the honor in 1999. Lindgren is also the fifth UNI football student-athlete to earn Academic All-America status.

Lindgren Finalist for FCS ADA Scholarship

The Football Championship Subdivision (formerly Division I-AA) Athletics Directors Association (FCS ADA) announced the eight postgraduate scholarship finalists from the 54 members of the Academic All-Star Team as announced on Dec. 19. University of Northern Iowa senior wide receiver James Lindgren is among the eight finalists.

Lindgren (Odebolt, Iowa), who has a 3.81 grade point average in Construction Management and was named a first-team Academic All-American, tied for the team lead with five touchdown receptions in 2006.

Lindgren Earns Academic All-District Honors

Senior wide receiver James Lindgren was named to the ESPN The Magazine Academic All-District Football University Division District VII first team, selected by CoSIDA.

It is the third time Lindgren (Odebolt, Iowa/Odebolt-Arthur HS) has been honored as an academic all-district selection. As a sophomore and a junior he was named to the second-team academic all-district squads.

Lindgren, who has a 3.81 GPA in construction management, has started all 10 games for the Panthers this season and leads the team with five touchdown receptions. Lindgren ranks second on the squad with 32 receptions for 374 yards. He has also rushed four times for 27 yards, including an 11-yard touchdown run against Indiana State (10/14).

Big Play Dre

Senior cornerback Dre Dokes picked off his nation's best seventh interception of the season against Illinois State (11/18).

The pick was also the 18th of Dokes' career, which ranks second among career active I-AA players. Dokes trails only Cal Poly's Ken Chicoine, who has 18 career picks.

Mike Woodley holds the UNI career interception record with 20 from 1970-1973.

Earlier this season, Dokes picked off a pair of passes in UNI's 31-23 win at No. 5-ranked Youngstown State (10/21). Dokes' second interception against the Penguins came at the seven-yard line with 1:02 remaining in the game and YSU driving to tie the game.

Dokes had a 46-yard interception return for a touchdown against Iowa State. It was the first interception return for a touchdown by a Panther since James Idleburgh returned a pick against Northern Arizona 47 yards for a score on Nov. 20, 2004.

For Dokes, it was his second career interception return for a touchdown. Dokes' previous interception return for a score came against Southern Illinois on a 95-yard return in the 2004 season. Dokes also picked off two passes in this year's 48-7 season-opening win at Drake and has five total interceptions this season.

36-in-a-row for Wingert

Senior placekicker Brian Wingert scored a point in 36 consecutive games to end his Panther career. His 36-games scored streak is also a Panther record. Previously, Brian Mitchell (1989-1991) held the record by scoring a point in 33 consecutive games.



Wingert broke the mark when he added an extra point with 50 seconds left in the first quarter of UNI's 31-20 win over Western Kentucky (11/4).

The last time Wingert did not score a point in a game came in the 2004 season opener at Iowa State, when the Cyclones scored a 23-0 victory over the Panthers.

Wingert for Three

UNI senior placekicker Brian Wingert set the school record for career field goal with 60 three-pointers. The previous record holder Brian Mitchell kicked 59 field goals for the Panthers from 1989-1991.

Wingert was 17-of-23 on field goals and tallied 39 touchbacks on 64 kickoffs in 2006. Wingert averaged 63.0 yards per kickoff this season.

Wingert had his streak of 33 consecutive extra points made snapped when Southern Illinois blocked an extra point. Wingert converted 69 of his last 71 PATs.

The Cedar Falls native already set following UNI records: career points (331 points), single-season PAT (51), career PAT (151) and consecutive games with a point scored (36).

Fillin' Up the Seats

UNI averaged 11,120 fans for the 2006 season. The seating capacity for the UNI-Dome is 16,324.

UNI averaged 18,949 fans per game on the road, with a season-high of 55,518 when the Panthers took on Iowa State at Jack Trice Stadium in Ames, Iowa.

Fifty for Farley

UNI head coach Mark Farley secured his 50th career coaching victory the Panthers' 31-20 win over Western Kentucky (11/4).

Only three previous UNI coaches have reached the 50-victory plateau. Stan Sheriff (1960-1982) is the school's all-time victory leader with 129 wins. Clyde Starbeck (1936-1942, 1945-1957) notched 95 wins and Terry Allen (1989-1996) notched 75 triumphs.

2006 UNI STATISTICS



James Lindgren

2006 GAME RESULTS

Date	Opponent	Score	Overall	Conf.	Time	Attend.
Aug 31, 2006	at Drake	W 48-7	1-0-0	0-0-0	3:01	10107
Sep 09, 2006	NORTH DAKOTA	31-35 L	1-1-0	0-0-0	3:05	11010
Sep 16, 2006	SOUTH DAKOTA STATE	W 27-17	2-1-0	0-0-0	2:42	11227
Sep 30, 2006	at Iowa State	L 27-28	2-2-0	0-0-0	3:03	55518
* Oct 07, 2006	MISSOURI STATE	W 38-7	3-2-0	1-0-0	2:50	13843
* Oct 14, 2006	at Indiana State	W 34-14	4-2-0	2-0-0	3:04	2376
* Oct 21, 2006	at #5 Youngstown State	W 31-23	5-2-0	3-0-0	2:59	19321
* Oct 28, 2006	WESTERN ILLINOIS	L 13-24	5-3-0	3-1-0	2:55	11058
* Nov 04, 2006	WESTERN KENTUCKY	W 31-20	6-3-0	4-1-0	3:00	8756
* Nov 11, 2006	at #14 Southern Illinois	L 23-47	6-4-0	4-2-0	2:55	7422
* Nov 18, 2006	#6 ILLINOIS STATE	W 38-27	7-4-0	5-2-0	2:55	10827

* indicates conference game

RUSHING	GP	Att	Gain	Loss	Net	Avg	TD	Long	Avg/G
Lewis, Corey	9	134	907	13	894	6.7	10	34	99.3
Williams, Darian	11	108	662	9	653	6.0	5	36	59.4
Lewis, Whitney	7	80	377	17	360	4.5	3	30	51.4
Sanders, Eric	11	74	369	158	211	2.9	2	43	19.2
Bradley, Curt	10	9	112	0	112	12.4	0	37	11.2
Gray, Johnny	11	10	106	0	106	10.6	1	19	9.6
Lindgren, James	11	8	47	2	45	5.6	1	12	4.1
Law, Derrick	9	14	40	6	34	2.4	0	8	3.8
Grace, Patrick	3	2	5	0	5	2.5	0	3	1.7
Nelson, Nick	11	1	0	0	0	0.0	0	0	0.0
TEAM	7	3	0	8	-8	-2.7	0	0	-1.1
Total	11	443	2625	213	2412	5.4	22	43	219.3
Opponents	11	380	1715	196	1519	4.0	18	41	138.1

PASSING	G	Effic	Cmp-Att-Int	Pct	Yds	TD	Lng	Avg/G
Sanders, Eric	11	147.37	169-249-7	67.9	1934	15	70	175.8
TEAM	7	0.00	0-3-0	0.0	0	0	0	0.0
Nelson, Nick	11	343.60	1-1-0	100.0	29	0	29	2.6
Grace, Patrick	3	925.60	1-1-0	100.0	59	1	59	19.7
Williams, Victor	8	908.80	1-1-0	100.0	57	1	57	7.1
Total	11	152.45	172-255-7	67.5	2079	17	70	189.0
Opponents	11	125.50	177-304-15	58.2	2242	14	62	203.8

RECEIVING	G	No.	Yds	Avg	TD	Long	Avg/G
Gray, Johnny	11	41	607	14.8	5	70	55.2
Lindgren, James	11	32	374	11.7	5	51	34.0
Hannam, Ross	11	22	198	9.0	1	24	18.0
Allen, Terrell	11	19	274	14.4	2	59	24.9
Lewis, Corey	9	19	167	8.8	0	25	18.6
Bradley, Curt	10	18	144	8.0	1	21	14.4
Lewis, Whitney	7	7	50	7.1	0	11	7.1
Williams, Darian	11	6	120	20.0	1	46	10.9
Williams, Victor	8	5	105	21.0	2	59	13.1
Daniels, Albert	9	1	29	29.0	0	29	3.2
Law, Derrick	9	1	7	7.0	0	7	0.8
Lobdell, Joe	11	1	4	4.0	0	4	0.4
Total	11	172	2079	12.1	17	70	189.0
Opponents	11	177	2242	12.7	14	62	203.8

PUNT RETURNS	No.	Yds	Avg	TD	Long
Gray, Johnny	19	155	8.2	0	39
Dokes, Dre	2	16	8.0	0	12
Total	21	171	8.1	0	39
Opponents	13	201	15.5	1	65

INTERCEPTIONS	No.	Yds	Avg	TD	Long
Dokes, Dre	7	116	16.6	1	46
Parsons, Chris	6	34	5.7	0	27
Schratz, Dave	1	0	0.0	0	0
Waters, Clifford	1	41	41.0	0	41
Total	15	191	12.7	1	46
Opponents	7	105	15.0	0	43

KICK RETURNS	No.	Yds	Avg	TD	Long
Allen, Terrell	11	266	24.2	1	97
Gray, Johnny	11	245	22.3	0	44
Daniels, Albert	5	102	20.4	0	38
Dokes, Dre	5	172	34.4	0	64
Evans, Araf	2	22	11.0	0	16
Lewis, Will	2	8	4.0	0	5
Lindgren, James	1	21	21.0	0	21
Peterson, Sam	1	4	4.0	0	4
Total	38	840	22.1	1	97
Opponents	28	584	20.9	0	67

FUMBLE RETURNS	No.	Yds	Avg	TD	Long
Total	0	0	0.0	0	0
Opponents	0	0	0.0	0	0



Johnny Gray

SCORING	TD	FGs	Kick	Rush	Rcv	Pass	DXP	Saf	Points
Wingert, Brian	0	17-23	38-39	0-0	0	0-0	0	0	89
Lewis, Corey	10	0-0	0-0	0-0	0	0-0	0	0	60
Williams, Darian	6	0-0	0-0	0-0	0	0-0	0	0	36
Lindgren, James	6	0-0	0-0	0-0	0	0-0	0	0	36
Gray, Johnny	6	0-0	0-0	0-0	0	0-0	0	0	36
Lewis, Whitney	3	0-0	0-0	0-0	0	0-0	0	0	18
Allen, Terrell	3	0-0	0-0	0-0	0	0-0	0	0	18
Sanders, Eric	2	0-0	0-0	0-0	0	1-1	0	0	12
Williams, Victor	2	0-0	0-0	0-0	0	0-0	0	0	12
Hannam, Ross	1	0-0	0-0	0-0	1	0-0	0	0	8
Dokes, Dre	1	0-0	0-0	0-0	0	0-0	0	0	6
Bradley, Curt	1	0-0	0-0	0-0	0	0-0	0	0	6
Rausa, Nathan	0	1-1	1-1	0-0	0	0-0	0	0	4
Total	41	18-24	39-40	0-0	1	1-1	0	0	341
Opponents	33	6-9	31-32	0-0	0	0-0	1	0	249

FIELD GOALS	FGM-FGA	Pct	01-19	20-29	30-39	40-49	50-99	Lg	Blk
Wingert, Brian	17-23	73.9	0-0	5-6	7-7	4-8	1-2	56	1
Rausa, Nathan	1-1	100.0	0-0	0-0	1-1	0-0	0-0	32	0

FG SEQUENCE	UNI	OPPONENTS
Drake	(46),(30)	31
North Dakota	(33),(56),(35)	-
South Dakota State	(43),(35)	(23)
Iowa State	(43),(32),51	-
Missouri State	(20),48,27	-
Indiana State	(32),(35),42	-
Youngstown State	(27),42	(28)
Western Illinois	(20),(40)	(53),51,27
Western Kentucky	(22),43	(34),(36)
Southern Illinois	(32)	(27)
Illinois State	(21)	-

Numbers in (parentheses) indicate field goal was made.



Brian Wingert

TOTAL OFFENSE	G	Plays	Rush	Pass	Total	Avg/G
Sanders, Eric	11	323	211	1934	2145	195.0
Lewis, Corey	9	134	894	0	894	99.3
Williams, Darian	11	108	653	0	653	59.4
Lewis, Whitney	7	80	360	0	360	51.4
Bradley, Curt	10	9	112	0	112	11.2
Gray, Johnny	11	10	106	0	106	9.6
Grace, Patrick	3	3	5	59	64	21.3
Williams, Victor	8	1	0	57	57	7.1
Lindgren, James	11	8	45	0	45	4.1
Law, Derrick	9	14	34	0	34	3.8
Nelson, Nick	11	2	0	29	29	2.6
TEAM	7	6	-8	0	-8	-1.1
Total	11	698	2412	2079	4491	408.3
Opponents	11	684	1519	2242	3761	341.9

PUNTING	No.	Yds	Avg	Long	TB	FC	I20	Blkd
Kos, Adam	33	1317	39.9	62	5	9	6	1
TEAM	1	12	12.0	12	0	0	0	0
Total	34	1329	39.1	62	5	9	6	1
Opponents	47	1809	38.5	53	6	7	10	1

KICKOFFS	No.	Yds	Avg	TB	OB	Retn	Net	YdLn
Wingert, Brian	64	4034	63.0	39	1			
Rausa, Nathan	6	338	56.3	0	1			
Total	70	4372	62.5	39	2	584	43.0	22
Opponents	50	2789	55.8	8	3	840	35.8	29

ALL PURPOSE	G	Rush	Rec	PR	KOR	IR	Tot	Avg/G
Gray, Johnny	11	106	607	155	245	0	1113	101.2
Lewis, Corey	9	894	167	0	0	0	1061	117.9
Williams, Darian	11	653	120	0	0	0	773	70.3
Allen, Terrell	11	0	274	0	266	0	540	49.1
Lindgren, James	11	45	374	0	21	0	440	40.0
Lewis, Whitney	7	360	50	0	0	0	410	58.6
Dokes, Dre	11	0	0	16	172	116	304	27.6
Bradley, Curt	10	112	144	0	0	0	256	25.6
Sanders, Eric	11	211	0	0	0	0	211	19.2
Hannam, Ross	11	0	198	0	0	0	198	18.0
Daniels, Albert	9	0	29	0	102	0	131	14.6
Williams, Victor	8	0	105	0	0	0	105	13.1
Law, Derrick	9	34	7	0	0	0	41	4.6
Waters, Clifford	11	0	0	0	0	41	41	3.7
Parsons, Chris	11	0	0	0	0	34	34	3.1
Evans, Araf	6	0	0	0	22	0	22	3.7
Lewis, Will	10	0	0	0	8	0	8	0.8
Grace, Patrick	3	5	0	0	0	0	5	1.7
Lobdell, Joe	11	0	4	0	0	0	4	0.4
Peterson, Sam	5	0	0	0	4	0	4	0.8
TEAM	7	-8	0	0	0	0	-8	-1.1
Total	11	2412	2079	171	840	191	5693	517.5
Opponents	11	1519	2242	201	584	105	4651	422.8

2006 UNI STATISTICS

UNI OVERALL DEFENSIVE STATISTICS

DEFENSIVE LEADERS		GP	-----Tackles-----			TFL/Yds	-Sacks- No-Yards	-Pass Def-		QBH	----Fumbles----		Blkd Kick	Saf
			Solo	Ast	Total			Int-Yds	BrUp		Rcv-Yds	FF		
56	Schratz, Dave	11	49	20	69	4.5-7	.	1-0	1	.	1-0	.	.	.
10	Parsons, Chris	11	45	22	67	2.0-3	.	6-34	2	.	1-0	1	.	.
18	Waters, Clifford	11	32	24	56	1.0-3	1.0-3	1-41	1	.	.	1	1	.
39	Carter, Brannon	10	36	19	55	5.0-7	1.0-2	.	2
3	Dokes, Dre	11	36	12	48	.	.	7-116	6
98	Kinney, Chuck	11	27	12	39	7.0-28	3.5-23	.	1	.	.	1	.	.
99	Lacy, Jordan	11	31	8	39	8.5-41	4.5-30	.	2
96	Huygens, Mark	11	22	7	29	8.5-36	7.0-34	.	1	.	.	1	1	.
27	Alvarez, Nick	11	18	8	26	.	.	.	2
44	Ruffin, James	10	18	8	26	3.0-15	1.0-7	.	3
24	McMoore, Terrell	10	16	4	20
25	Tharp, Matt	10	15	5	20	1.0-7	1.0-7	.	1	.	1-0	1	.	.
55	Williams, Andrew	7	14	4	18	2.5-8
7	Evans, Araf	6	12	6	18	2.0-2	.	.	1	.	1-0	.	.	.
51	Kirk, Justin	11	11	6	17	.	.	.	1	.	1-0	.	.	.
33	Lewis, Will	10	9	5	14	1-0	.	.	.
95	Pedescleaux, Everette	11	7	5	12	3.0-14	1.0-9	.	3	.	.	1	1	.
9	Cooper, Curtis	11	6	4	10
97	McGaster, Jeff	10	6	3	9	0.5-1	.	.	1
58	Ehigiamusoe, Osayi	9	4	3	7	0.5-0
83	Lindgren, James	11	5	1	6
8	Nelson, Nick	11	3	2	5
50	Davis, Nick	11	2	2	4
38	Mahoney, Josh	11	2	2	4
2	Allen, Terrell	11	1	1	2
31	Law, Derrick	9	2	.	2
49	Wingert, Brian	11	1	1	2
53	Lane, Nate	2	1	.	1
57	Mackey, Matt	2	1	.	1
62	Hoffman, Eric	11	1	.	1
90	Herrig, Nate	1	.	1	1
32	Williams, Darian	11	.	1	1
22	Bradley, Curt	10	1	.	1
20	Lewis, Whitney	7	1	.	1
1	Lewis, Corey	9	1	.	1
42	Zielinski, Grant	11	1-0	.	.	.
93	Lane, Wes	5	1
Total		11	436	196	632	49-172	20-115	15-191	29	.	7-0	6	3	.
Opponents		11	482	243	725	41.0-196	21-144	7-105	21	4	8-0	11	3	.



Chris Parsons



Matt Tharp

Dave Schratz

2006 SINGLE-GAME SUPERLATIVES

Rush Attempts:	27	Darian Williams at Indiana State, 10/14
Opp:	40	Arkee Whitlock (Southern Illinois, 11/11)
Rush Yards:	196	Corey Lewis vs. South Dakota State, 9/16
Opp:	210	Pierre Rembert (Illinois State, 11/18)
Rush TDs:	2	five times
Opp:	4	Arkee Whitlock (Southern Illinois, 11/11)
Pass Attempts:	36	Eric Sanders vs. Western Illinois, 10/28
Opp:	34	Steve LaFalce (Western Illinois, 10/28)
Pass Completions:	23	Eric Sanders at Iowa State, 9/30
Opp:	24	Bret Meyer (Iowa State, 9/30)
Consecutive Completions:	12	Eric Sanders at Iowa State, 9/30
Opp:	10	Nick Hill (Southern Illinois, 11/11)
Pass Interceptions:	3	Eric Sanders at Southern Illinois, 11/11
Opp:	4	Tom Zetts (Youngstown State, 10/21)
Pass TDs:	3	Eric Sanders at Youngstown State, 10/21
Opp:	2	four times
Receptions:	7	James Lindgren at Iowa State, 9/30;
		Johnny Gray at Youngstown State, 10/21
Opp:	9	Marco Thomas (Western Illinois, 10/28)
Reception Yards:	160	Johnny Gray at Youngstown State, 10/21
Opp:	117	Jon Davis (Iowa State, 9/30)
Receiving TDs:	3	Johnny Gray at Youngstown State, 10/21
Opp:	1	14 times
Punts:	6	Adam Kos vs. Western Illinois, 10/28
Opp:	9	Nathan Stokes (Missouri State, 10/7)

Punt Avg.:	62.0	Adam Kos vs. Western Kentucky, 11/4
Opp:	48.5	Mike Brandtner (Iowa State, 9/30)
Punt Returns:	5	Johnny Gray vs. Missouri State, 10/7;
		at Indiana State 10/14
Opp:	4	Ryan Baum (Iowa State, 9/30)
Punt Return Yds.:	81	Johnny Gray vs. Missouri State, 10/7
Opp:	103	Ryan Baum (Iowa State, 9/30)
Kickoff Returns:	3	four times
Opp:	3	Arkee Whitlock (Southern Illinois, 11/11)
Kickoff Return Yds.:	97	Terrell Allen vs. Drake, 8/31
Opp:	109	Arkee Whitlock (Southern Illinois, 11/11)
PATs Made:	6	Brian Wingert vs. Drake (8/31)
Opp:		Craig Coffin (Southern Illinois, 11/11)
Field Goals Made:	3	Brian Wingert vs. North Dakota, 9/9
Opp:	2	Chris James (Western Kentucky, 11/4)
Total Offense Attempts:	45	Eric Sanders vs. Western Illinois, 10/28
Opp:	42	Bret Meyer (Iowa State, 9/30)
Total Offense Yards:	297	Eric Sanders vs. Youngstown State, 10/21
Opp:	348	Bret Meyer (Iowa State, 9/30)
All Purpose Yards:	258	Johnny Gray at Youngstown State, 10/21
Opp:	289	Arkee Whitlock (Southern Illinois, 11/11)
Touchdowns:	3	Johnny Gray at Youngstown State, 10/21
Opp:	4	Arkee Whitlock (Southern Illinois, 11/11)
Points:	18	Johnny Gray at Youngstown State, 10/21
Opp:	24	Arkee Whitlock (Southern Illinois, 11/11)



Terrell Allen



Curt Bradley

UNI OVERALL TEAM STATISTICS

	UNI	OPP
Scoring	341	249
Points Per Game	31.0	22.6
First Downs	229	213
Rushing	124	88
Passing	99	109
Penalty	6	16
Rushing Yardage	2412	1519
Yards Gained Rushing	2625	1715
Yards Lost Rushing	213	196
Rushing Attempts	443	380
Average Per Rush	5.4	4.0
Average Per Game	219.3	138.1
TDs Rushing	22	18
Passing Yardage	2079	2242
Att-Comp-Int	255-172-7	304-177-15
Average Per Pass	8.2	7.4
Average Per Catch	12.1	12.7
Average Per Game	189.0	203.8
TDs Passing	17	14
Total Offense	4491	3761
Total Plays	698	684
Average Per Play	6.4	5.5
Average Per Game	408.3	341.9
Kick Returns: #-Yards	38-840	28-584
Punt Returns: #-Yards	21-171	13-201
Int Returns: #-Yards	15-191	7-105
Kick Return Average	22.1	20.9

	UNI	OPP
Punt Return Average	8.1	15.5
Int Return Average	12.7	15.0
Fumbles-Lost	13-8	15-7
Penalties-Yards	76-669	58-482
Average Per Game	60.8	43.8
Punts-Yards	34-1329	47-1809
Average Per Punt	39.1	38.5
Net Punt Average	30.2	32.3
Time Of Possession/Game	30:41	29:17
3rd-Down Conversions	63/129	57/131
3rd-Down Pct	49%	44%
4th-Down Conversions	3/8	7/13
4th-Down Pct	38%	54%
Sacks By-Yards	20-115	21-144
Misc Yards	0	2
Touchdowns Scored	41	33
Field Goals-Attempts	18-24	6-9
On-Side-Kicks	0-0	0-0
Red-Zone Scores	43-51 84%	31-39 79%
Red-Zone Touchdowns	30-51 59%	26-39 67%
PAT-Attempts	39-40 98%	31-32 97%
Attendance	66721	94744
Games/Avg Per Game	6/11120	5/18949
Neutral Site Games		0/0

Score By Quarters	1st	2nd	3rd	4th	Total
UNI	91	88	76	86	341
Opponents	53	72	56	68	249

2006 UNI STATISTICS

UNI RED-ZONE RESULTS

UNI Inside Opponent Red-Zone

Date	Opponent	Result	Times Score	Times In RZ	Scored	Total Pts	Rush TDs	Pass TDs	FGs TDs	Made	FGA	Downs	Int	Fumb	Half	Game
Aug 31	at Drake	W	48-7	5	5	31	4	3	1	1	0	0	0	0	0	0
Sep 09	North Dakota	L	31-35	6	5	28	3	1	2	2	0	1	0	0	0	0
Sep 16	South Dakota State	W	27-17	4	4	24	3	2	1	1	0	0	0	0	0	0
Sep 30	at Iowa State	L	27-28	3	3	17	2	1	1	1	0	0	0	0	0	0
*Oct 07	Missouri State	W	38-7	7	5	31	4	3	1	1	1	0	1	0	0	0
*Oct 14	at Indiana State	W	34-14	7	6	34	4	4	0	2	0	1	0	0	0	0
*Oct 21	at Youngstown State	W	31-23	4	4	24	3	1	2	1	0	0	0	0	0	0
*Oct 28	Western Illinois	L	13-24	2	1	3	0	0	0	1	0	0	0	0	1	0
*Nov 04	Western Kentucky	W	31-20	4	3	17	2	2	0	1	1	0	0	0	0	0
*Nov 11	at Southern Illinois	L	23-47	5	4	23	3	2	1	1	0	0	0	0	1	0
*Nov 18	Illinois State	W	38-27	4	3	17	2	2	0	1	0	0	0	1	0	0
Totals				51	43	249	30	21	9	13	2	2	1	1	2	0
43 of 51 (84.3%)																



Chad Rinehart

Opponents Inside UNI Red-Zone

Date	Opponent	Result	Score	Times In RZ	Times Scored	Pts	Total TDs	Rush TDs	Pass TDs	FGs TDs	Made	FGA	Downs	Int	Fumb	Half	Game
Aug 31	at Drake	W	48-7	1	0	0	0	0	0	0	1	0	0	0	0	0	0
Sep 09	North Dakota	L	31-35	5	4	28	4	3	1	0	0	0	0	1	0	0	0
Sep 16	South Dakota State	W	27-17	4	3	17	2	2	0	1	0	0	0	1	0	0	0
Sep 30	at Iowa State	L	27-28	3	2	14	2	1	1	0	0	1	0	0	0	0	0
*Oct 07	Missouri State	W	38-7	1	0	0	0	0	0	0	0	0	0	0	1	0	0
*Oct 14	at Indiana State	W	34-14	2	2	14	2	1	1	0	0	0	0	0	0	0	0
*Oct 21	at Youngstown State	W	31-23	5	4	23	3	3	0	1	0	0	1	0	0	0	0
*Oct 28	Western Illinois	L	13-24	4	3	21	3	1	2	0	1	0	0	0	0	0	0
*Nov 04	Western Kentucky	W	31-20	3	3	13	1	0	1	2	0	0	0	0	0	0	0
*Nov 11	at Southern Illinois	L	23-47	7	7	45	6	4	2	1	0	0	0	0	0	0	0
*Nov 18	Illinois State	W	38-27	4	3	20	3	3	0	0	0	0	0	0	0	1	0
Totals				39	31	195	26	18	8	5	2	1	1	3	1	0	
31 of 39 (79.5%)																	

UNI STARTERS

UNI Offensive Starters by Game

	QB	RB	H-BACK	TE	WR	WR	LT	LG	C	RG	RT
Drake (8/31)	Sanders	C. Lewis	Lindgren	Hannam	Gray	Allen	Rinehart	Rawlins	Hoffman	Anderson	Lobdell
North Dakota (9/9)	Sanders	C. Lewis	Lindgren	Hannam	Gray	Allen	Rinehart	Rawlins	Hoffman	Anderson	Lobdell
South Dakota State (9/16)	Sanders	C. Lewis	Garrett (FB)	Lobdell	Lindgren	Allen	Rinehart	Rawlins	Hoffman	Anderson	Keith
Iowa State (9/30)	Sanders	C. Lewis	Lindgren	Lobdell	Gray	Allen	Rinehart	Rawlins	Hoffman	Anderson	Keith
Missouri State (10/7)	Sanders	W. Lewis	Lindgren	Hannam	Gray	Allen	Rinehart	Rawlins	Hoffman	Anderson	Lobdell
Indiana State (10/14)	Sanders	W. Lewis	Lindgren	Hannam	Howard (TE)	Allen	Rinehart	Rawlins	Hoffman	Anderson	Lobdell
Youngstown State (10/21)	Sanders	D. Williams	Lindgren	Hannam	Gray	Allen	Rinehart	Rawlins	Hoffman	Anderson	Lobdell
Western Illinois (10/28)	Sanders	D. Williams	Lindgren	Hannam	Howard (TE)	Gray	Rinehart	Rawlins	Hoffman	Anderson	Lobdell
Western Kentucky (11/4)	Sanders	C. Lewis	Lindgren	Hannam	Lobdell (TE)	Gray	Rinehart	Rawlins	Hoffman	Anderson	Swift
Southern Illinois (11/11)	Sanders	C. Lewis	Lindgren	Hannam	Lobdell (TE)	Gray	Rinehart	Rawlins	Hoffman	Anderson	Swift
Illinois State (11/18)	Sanders	C. Lewis	Lindgren	Hannam	Lobdell (TE)	Gray	Rinehart	Rawlins	Hoffman	Anderson	Swift

UNI Defensive Starters by Game

	DE	DT	NG	DE	LB	LB	LB	CB	FS	SS	CB
Drake (8/31)	Lacy	Pedescleaux	Kinney	Ruffin	Kirk	Schratz	Waters	Dokes	Parsons	Tharp	Cooper
North Dakota (9/9)	Lacy	Pedescleaux	Kinney	Huygens	Kirk	Schratz	Waters	Dokes	Parsons	Tharp	Cooper
South Dakota State (9/16)	Lacy	Pedescleaux	Kinney	Huygens	Kirk	Schratz	Carter	Dokes	Parsons	Waters	T. McMoore
Iowa State (9/30)	Lacy	Pedescleaux	Kinney	Huygens	Evans-Sykes	Schratz	Carter	Dokes	Parsons	Waters	T. McMoore
Missouri State (10/7)	Lacy	Pedescleaux	Kinney	Huygens	Evans-Sykes	Schratz	Carter	Dokes	Parsons	Tharp	T. McMoore
Indiana State (10/14)	Lacy	Huygens	Kinney	Ruffin	Evans-Sykes	Schratz	Carter	Dokes	Parsons	Waters	Alvarez
Youngstown State (10/21)	Lacy	Huygens	Kinney	Ruffin	Tharp	Schratz	Carter	Dokes	Parsons	Waters	Alvarez
Western Illinois (10/28)	Lacy	Huygens	Kinney	Ruffin	Tharp	Schratz	Carter	Dokes	Parsons	Waters	Alvarez
Western Kentucky (11/4)	Lacy	Pedescleaux	Kinney	Ruffin	A. Williams	Schratz	Carter	Dokes	Parsons	Waters	Alvarez
Southern Illinois (11/11)	Lacy	Pedescleaux	Huygens	Ruffin	A. Williams	Schratz	Carter	Dokes	Parsons	Waters	Alvarez
Illinois State (11/18)	Lacy	Pedescleaux	Huygens	Ruffin	Wi. Lewis	Schratz	Carter	Dokes	Parsons	Waters	Alvarez



Corey Lewis



Eric Sanders

	DU	UND	SDSU	ISU	MSU	INS	YSU	WIU	WKU	SIU	ILS
Rushing											
Bradley	0-0	0-0	0-0	0-0	1-15	5-78	0-0	0-0	3-19	0-0	0-0
Garrett	0-0	0-0	0-0	0-0	0-0	0-0	0-0	0-0	0-0	0-0	0-0
Gray	1-9	1-9	1-17	1-10	1-7	1-11	1-10	1-19	1-10	0-0	1-4
Law	5-15	DNP	DNP	DNP	3-(-2)	6-21	0-0	0-0	0-0	0-0	0-0
Lewis, C.	11-105	19-114	16-196	19-84	DNP	DNP	1-2	11-37	20-123	21-120	16-113
Lewis, W.	8-35	15-69	14-66	10-58	12-47	16-71	5-14	DNP	DNP	DNP	DNP
Lindgren	0-0	0-0	0-0	0-0	1-12	1-11	0-0	1-(-2)	0-0	1-6	4-18
Nelson	1-0	DNP	DNP	DNP	DNP	DNP	DNP	DNP	DNP	DNP	DNP
Sanders	2-(-8)	8-(-31)	8-23	7-24	10-46	6-70	6-6	9-13	4-32	6-4	8-32
Williams, D.	5-6	0-0	0-0	0-0	15-123	27-174	19-106	4-4	15-68	11-81	12-91
UNI	33-162	43-161	40-299	37-176	44-250	63-439	33-134	26-71	44-251	39-211	41-258
OPP	37-109	27-188	39-104	28-81	33-129	23-65	38-192	35-127	30-75	47-221	43-228

	DU	UND	SDSU	ISU	MSU	INS	YSU	WIU	WKU	SIU	ILS
Passing											
Grace	1-1-59	DNP	DNP	DNP	0-0-0	0-0-0	DNP	DNP	DNP	DNP	DNP
Nelson	1-1-29	DNP	DNP	DNP	DNP	DNP	DNP	DNP	DNP	DNP	DNP
Sanders	20-25-198	18-31-208	9-12-79	23-29-158	10-14-161	13-19-139	19-27-291	20-36-201	16-23-197	15-24-204	6-9-98
V. Williams	0-0-0	0-0-0	0-0-0	0-0-0	0-0-0	0-0-0	0-0-0	0-0-0	0-0-0	0-0-0	1-1-57
UNI	22-27-286	18-31-208	9-12-79	23-30-158	10-14-161	13-19-139	19-27-291	20-38-201	16-23-197	15-24-204	7-10-155
OPP	11-25-173	15-27-246	17-28-173	24-29-323	7-17-51	19-38-224	17-30-208	22-34-226	15-29-209	12-16-172	19-31-258

2006 UNI STATISTICS

Receiving	DU	UND	SDSU	ISU	MSU	INS	YSU	WIU	WKU	SIU	ILS
Allen	5-32	3-29	0-0	0-0	1-6	3-24	2-22	0-0	2-71	2-78	1-12
Bradley	0-0	DNP	DNP	5-32	2-23	1-3	3-32	3-16	3-32	1-6	0-0
Daniels	1-29	DNP	0-0	0-0	0-0	0-0	0-0	0-0	0-0	0-0	0-0
Gray	4-56	6-103	2-8	2-7	4-49	3-28	7-160	3-22	4-46	4-69	2-59
Hannam	4-53	2-16	1-8	2-11	0-0	0-0	1-18	3-43	4-23	4-25	1-1
Law	0-0	0-0	0-0	0-0	0-0	1-7	0-0	0-0	0-0	0-0	0-0
Lindgren	2-16	4-44	3-40	7-73	2-73	3-25	5-56	3-33	1-1	2-13	0-0
Lewis, C.	1-25	2-6	2-19	5-22	DNP	DNP	0-0	6-78	0-0	2-13	0-0
Lewis, W.	2-11	1-10	0-0	2-13	1-10	1-6	0-0	DNP	DNP	DNP	DNP
Lobdell	0-0	0-0	1-4	0-0	DNP	DNP	DNP	DNP	0-0	0-0	0-0
Williams, V.	3-64	DNP	DNP	0-0	0-0	0-0	0-0	0-0	1-7	0-0	1-34
Williams, D.	0-0	0-0	0-0	0-0	0-0	1-46	1-3	2-9	1-17	0-0	1-45
UNI	22-286	18-208	9-79	23-158	10-161	13-139	19-291	20-201	16-197	15-204	7-155
OPP	11-173	15-246	17-173	24-323	7-51	19-224	17-208	22-226	15-209	12-172	19-258

Tackles (UT-AT Coaches' Film)

	DU	UND	SDSU	ISU	MSU	INS	YSU	WIU	WKU	SIU	ILS
Allen	0-0	0-0	0-0	0-0	1-0	0-1	0-0	0-0	0-0	0-0	0-0
Alvarez	0-0	0-0	2-0	0-0	0-0	2-2	1-3	4-0	3-1	3-2	5-0
Bradley	0-0	0-0	0-0	0-0	0-0	0-0	0-0	0-0	0-0	0-0	1-0
Carter	0-0	0-0	4-3	10-2	5-0	3-2	1-2	7-3	2-0	5-2	5-2
Cooper	3-1	1-4	0-0	1-1	0-0	0-0	0-0	0-0	0-0	0-0	0-0
Davis	0-0	1-0	0-0	1-0	0-0	0-1	0-0	0-0	0-0	1-1	0-0
Dokes	5-2	5-2	2-3	3-0	1-0	2-1	6-2	3-1	5-3	5-1	3-1
Ehigiamusoe	0-1	1-0	0-0	1-0	0-0	1-3	0-0	0-0	0-0	2-0	0-0
Evans-Sykes	0-0	0-1	4-0	4-4	0-0	4-2	DNP	DNP	DNP	DNP	0-0
Hoffman	0-0	0-0	0-0	0-0	0-0	0-0	1-0	0-0	0-0	0-0	0-0
Huygens	1-0	1-1	3-0	0-1	3-1	1-1	1-2	1-0	4-0	3-1	2-1
Kinney	4-0	0-1	4-2	4-1	1-0	5-2	2-3	6-2	1-0	2-2	1-1
Kirk	4-6	2-2	3-4	0-0	0-0	0-0	1-0	0-0	0-0	0-0	1-1
Lacy	2-1	6-0	4-0	2-0	1-0	3-1	1-2	1-1	4-0	2-0	4-1
Lane, N.	0-0	0-0	0-0	0-0	1-0	DNP	DNP	DNP	DNP	DNP	0-0
Lane, W.	DNP	DNP	DNP	1-1	2-0	0-0	0-0	0-0	0-0	0-0	0-0
Law	0-0	0-0	0-0	0-0	0-0	1-0	0-0	0-0	0-0	0-0	1-0
Lewis, C.	0-0	0-0	1-0	0-0	0-0	0-0	0-0	0-0	0-0	0-0	0-0
Lewis, Wi.	0-0	0-0	0-0	1-0	1-0	1-1	3-1	2-1	1-0	0-0	6-2
Lewis, Wh.	0-0	0-0	1-0	0-0	0-0	0-0	0-0	DNP	DNP	DNP	0-0
Lindgren	1-1	0-0	0-0	0-0	1-0	1-0	0-0	0-0	0-0	0-0	0-0
Mackey	0-0	0-0	0-0	0-0	1-0	DNP	DNP	DNP	DNP	DNP	0-0
Mahoney	0-0	0-0	0-0	2-0	0-0	0-1	0-0	0-0	0-0	0-1	0-0
Manahl	1-1	DNP	DNP	DNP	DNP	DNP	DNP	DNP	DNP	DNP	0-0
McGaster	2-0	0-0	2-3	0-0	0-0	0-2	0-0	1-3	0-0	2-0	0-0
McMoore, S.	0-0	0-0	0-0	0-0	0-0	0-0	0-0	0-0	0-0	0-0	0-0
McMoore, T.	0-0	0-0	0-1	5-1	9-1	DNP	0-1	0-0	0-0	0-0	1-0
Nelson	0-1	1-0	0-0	0-0	0-0	1-1	0-0	0-1	0-0	0-0	1-1
Parsons	6-2	6-0	4-3	3-2	0-1	1-3	8-5	5-2	7-2	5-3	5-0
Pauly	0-0	0-0	0-0	0-0	0-0	0-0	0-0	0-0	0-0	0-0	0-0
Pedescleaux	1-0	0-0	5-0	1-2	0-0	0-0	2-0	0-1	3-0	1-3	0-0
Ruffin	1-0	0-0	1-0	4-1	3-0	1-1	1-3	0-0	4-1	2-0	3-1
Schratz	2-2	6-1	4-4	5-4	3-1	6-2	7-4	11-4	3-1	4-1	7-2
Tharp	2-0	3-1	DNP	0-0	0-1	1-0	3-2	1-0	1-1	1-1	4-1
Waters	1-0	4-0	4-1	2-3	3-1	3-4	3-3	7-4	3-2	4-3	0-0
Williams, A.	0-0	0-0	0-0	0-0	1-0	0-0	0-0	0-0	4-3	6-2	3-0
Williams, D.	0-0	0-0	0-0	0-0	0-0	0-1	0-0	0-0	0-0	0-0	0-0
Wingert	0-0	0-0	0-0	0-0	0-0	0-0	1-0	0-0	0-0	0-0	0-0

2006 GATEWAY CONFERENCE STATISTICS

SCORING OFFENSE

	G	TD	XP	2XP	DXP	FG	Saf	Pts	Avg
1. Southern Illinois	13	57	55	2	1	15	0	448	34.5
2. Youngstown State	14	58	50	2	0	12	1	440	31.4
3. Northern Iowa	11	41	39	1	0	18	0	341	31.0
4. Western Illinois	11	45	42	0	0	7	0	333	30.3
5. Illinois State	13	50	44	0	0	11	0	377	29.0
6. Western Kentucky	11	31	27	2	0	13	1	258	23.5
7. Indiana State	11	31	26	0	0	8	0	236	21.5
8. Missouri State	11	24	23	0	0	9	0	194	17.6

SCORING DEFENSE

	G	TD	XP	2XP	DXP	FG	Saf	Pts	Avg
1. Southern Illinois	13	32	26	1	0	12	0	256	19.7
2. Illinois State	13	32	27	2	0	13	0	262	20.2
3. Northern Iowa	11	33	31	0	1	6	0	249	22.6
4. Youngstown State	14	42	41	0	0	10	0	323	23.1
5. Western Kentucky	11	34	32	0	0	9	0	263	23.9
6. Western Illinois	11	36	32	1	0	9	0	277	25.2
7. Missouri State	11	40	38	0	0	10	0	308	28.0
8. Indiana State	11	63	59	0	0	18	1	493	44.8

PASS OFFENSE

	G	Att	Cmp	Int	Pct.	Yds	Avg	TD	Yds/G
1. Illinois State	13	351	203	14	57.8	2961	8.4	21	227.8
2. Indiana State	11	386	206	9	53.4	2369	6.1	14	215.4
3. Western Kentucky	11	285	175	9	61.4	2248	7.9	15	204.4
4. Western Illinois	11	287	180	9	62.7	2201	7.7	13	200.1
5. Missouri State	11	313	176	10	56.2	2105	6.7	10	191.4
6. Northern Iowa	11	255	172	7	67.5	2079	8.2	17	189.0
7. Youngstown State	14	317	181	12	57.1	2211	7.0	17	157.9
8. Southern Illinois	13	206	125	4	60.7	1806	8.8	17	138.9

PASS DEFENSE

	G	Att	Cmp	Int	Pct.	Yds	Avg	TD	Yds/G
1. Western Kentucky	11	273	144	6	52.7	1685	6.2	7	153.2
2. Western Illinois	11	275	163	10	59.3	2020	7.3	12	183.6
3. Illinois State	13	361	205	17	56.8	2443	6.8	15	187.9
4. Youngstown State	14	390	223	15	57.2	2668	6.8	16	190.6
5. Southern Illinois	13	365	213	7	58.4	2486	6.8	11	191.2
6. Missouri State	11	279	173	9	62.0	2162	7.7	14	196.5
7. Indiana State	11	245	156	5	63.7	2223	9.1	16	202.1
8. Northern Iowa	11	304	177	15	58.2	2242	7.4	14	203.8

KICKOFF RETURNS

	G	Ret	Yds	TD	Avg
1. Western Kentucky	11	36	808	0	22.4
2. Northern Iowa	11	38	840	1	22.1
3. Illinois State	13	40	866	0	21.6
4. Southern Illinois	13	48	986	0	20.5
5. Missouri State	11	37	749	0	20.2
6. Youngstown State	14	39	718	0	18.4
7. Western Illinois	11	33	591	0	17.9
8. Indiana State	11	60	997	0	16.6



Jeff McGaster

PUNTING

	G	No.	Yards	Avg/P	PR	Avg	TBg	Net/P
1. Southern Illinois	13	45	1759	39.1	128	2.8	2	35.4
2. Youngstown State	14	60	2222	37.0	96	1.6	1	35.1
3. Illinois State	13	43	1711	39.8	127	3.0	9	32.7
4. Missouri State	11	57	2310	40.5	383	6.7	4	32.4
5. Indiana State	11	55	2084	37.9	315	5.7	3	31.1
6. Western Illinois	11	30	1132	37.7	119	4.0	5	30.4
7. Northern Iowa	11	34	1329	39.1	201	5.9	5	30.2
8. Western Kentucky	11	41	1455	35.5	389	9.5	2	25.0

TURNOVER MARGIN

	G	Gained			Lost			Tot	Mar	Per/G
		Fum	Int	Tot	Fum	Int	Tot			
1. Youngstown State	14	13	15	28	6	12	18	+10	0.71	
2. Northern Iowa	11	7	15	22	8	7	15	+7	0.64	
3. Illinois State	13	6	17	23	4	14	18	+5	0.38	
4. Western Illinois	11	9	10	19	6	9	15	+4	0.36	
5. Southern Illinois	13	6	7	13	7	4	11	+2	0.15	
6. Missouri State	11	10	9	19	8	10	18	+1	0.09	
7. Western Kentucky	11	8	6	14	9	9	18	-4	-0.36	
8. Indiana State	11	11	5	16	13	9	22	-6	-0.55	

RUSHING OFFENSE

	G	Att	Yds	Avg	TD	Yds/G
1. Southern Illinois	13	573	3035	5.3	37	233.5
2. Youngstown State	14	581	3132	5.4	38	223.7
3. Northern Iowa	11	443	2412	5.4	22	219.3
4. Western Illinois	11	423	1994	4.7	30	181.3
5. Illinois State	13	520	2206	4.2	26	169.7
6. Western Kentucky	11	417	1764	4.2	16	160.4
7. Indiana State	11	378	1617	4.3	15	147.0
8. Missouri State	11	355	1110	3.1	8	100.9

RUSHING DEFENSE

	G	Rushs	Yds	Avg.	TD	Yds/G
1. Southern Illinois	13	490	1742	3.6	19	134.0
2. Northern Iowa	11	380	1519	4.0	18	138.1
3. Illinois State	13	452	1931	4.3	14	148.5
4. Youngstown State	14	498	2378	4.8	24	169.9
5. Western Kentucky	11	399	1878	4.7	23	170.7
6. Western Illinois	11	419	1895	4.5	23	172.3
7. Missouri State	11	457	2096	4.6	23	190.5
8. Indiana State	11	549	3315	6.0	43	301.4

TOTAL OFFENSE

	G	Rush	Pass	Plys	Yds	Avg/P	TD	Yds/G
1. Northern Iowa	11	2412	2079	698	4491	6.4	39	408.3
2. Illinois State	13	2206	2961	871	5167	5.9	47	397.5
3. Youngstown State	14	3132	2211	898	5343	5.9	55	381.6
4. Western Illinois	11	1994	2201	710	4195	5.9	43	381.4
5. Southern Illinois	13	3035	1806	779	4841	6.2	54	372.4
6. Western Kentucky	11	1764	2248	702	4012	5.7	31	364.7
7. Indiana State	11	1617	2369	764	3986	5.2	29	362.4
8. Missouri State	11	1110	2105	668	3215	4.8	18	292.3

TOTAL DEFENSE

	G	Rush	Pass	Plys	Yds	Avg	TD	Yds/G
1. Western Kentucky	11	1878	1685	672	3563	5.3	30	323.9
2. Southern Illinois	13	1742	2486	855	4228	4.9	30	325.2
3. Illinois State	13	1931	2443	813	4374	5.4	29	336.5
4. Northern Iowa	11	1519	2242	684	3761	5.5	32	341.9
5. Western Illinois	11	1895	2020	694	3915	5.6	35	355.9
6. Youngstown State	14	2378	2668	888	5046	5.7	40	360.4
7. Missouri State	11	2096	2162	736	4258	5.8	37	387.1
8. Indiana State	11	3315	2223	794	5538	7.0	59	503.5

PASS EFFICIENCY

	G	Att	Cmp	Pct	Int	Yds	TD	Effic
1. Southern Illinois	13	206	125	.607	4	1806	17	157.7
2. Northern Iowa	11	255	172	.675	7	2079	17	152.4
3. Illinois State	13	351	203	.578	14	2961	21	140.5
4. Western Kentucky	11	285	175	.614	9	2248	15	138.7
5. Western Illinois	11	287	180	.627	9	2201	13	135.8
6. Youngstown State	14	317	181	.571	12	2211	17	125.8
7. Missouri State	11	313	176	.562	10	2105	10	116.9
8. Indiana State	11	386	206	.534	9	2369	14	112.2

PUNT RETURN AVG

	G	Ret	Yds	TD	Avg
1. Missouri State	11	18	288	3	16.0
2. Southern Illinois	13	28	372	2	13.3
3. Western Illinois	11	11	135	1	12.3
4. Northern Iowa	11	21	171	0	8.1
5. Indiana State	11	8	65	1	8.1
6. Youngstown State	14	24	186	1	7.8
7. Western Kentucky	11	14	105	0	7.5
8. Illinois State	13	18	120	0	6.7

PASS DEF EFFICIENCY

	G	Att	Cmp	Int	Pct.	Yds	TD	Effic
1. Western Kentucky	11	273	144	6	52.7	1685	7	108.7
2. Illinois State	13	361	205	17	56.8	2443	15	117.9
3. Youngstown State	14	390	223	15	57.2	2668	16	120.5
4. Southern Illinois	13	365	213	7	58.4	2486	11	121.7
5. Northern Iowa	11	304	177	15	58.2	2242	14	125.5
6. Western Illinois	11	275	163	10	59.3	2020	12	128.1
7. Missouri State	11	279	173	9	62.0	2162	14	137.2
8. Indiana State	11	245	156	5	63.7	2223	16	157.4

FIRST DOWNS

	G	Rush	Pass	Pen	Total
1. Youngstown State	14	148	118	11	277
2. Southern Illinois	13	169	75	19	263
3. Illinois State	13	125	123	14	262
4. Western Illinois	11	109	112	10	231
5. Northern Iowa	11	124	99	6	229
6. Indiana State	11	100	110	16	226
7. Western Kentucky	11	100	102	13	215
8. Missouri State	11	80	89	13	182

OPPONENT 1ST DOWNS

	G	Rush	Pass	Pen	Total
1. Western Kentucky	11	101	86	13	200
2. Northern Iowa	11	88	109	16	213
3. Western Illinois	11	98	103	15	216
4. Missouri State	11	106	96	17	219
5. Illinois State	13	116	107	6	229
6. Southern Illinois	13	118	116	15	249
7. Youngstown State	14	126	123	18	267
8. Indiana State	11	173	98	6	277

2006 GATEWAY CONFERENCE STATISTICS

SACKS BY

	G	Sacks	Yards
1. Southern Illinois	13	34	243
2. Youngstown State	14	24	122
3. Northern Iowa	11	20	115
4. Illinois State	13	19	109
5. Western Illinois	11	18	120
6. Missouri State	11	16	119
7. Indiana State	11	14	96
8. Western Kentucky	11	13	92

PENALTIES

	G	No	Yds	Avg/G
1. Western Illinois	11	58	431	39.2
2. Illinois State	13	61	533	41.0
3. Youngstown State	14	76	634	45.3
4. Missouri State	11	51	502	45.6
5. Western Kentucky	11	63	503	45.7
6. Southern Illinois	13	68	613	47.2
7. Indiana State	11	63	532	48.4
8. Northern Iowa	11	76	669	60.8

OPPONENT PENALTIES

	G	No	Yds	Avg/G
1. Indiana State	11	70	653	59.4
2. Missouri State	11	73	625	56.8
3. Western Kentucky	11	57	530	48.2
4. Northern Iowa	11	58	482	43.8
5. Illinois State	13	72	565	43.5
6. Southern Illinois	13	60	518	39.8
7. Youngstown State	14	68	526	37.6
8. Western Illinois	11	51	411	37.4

4TH-DN CONVERSIONS

	G	Conv	Att	Pct
1. Youngstown State	14	10	11	90.9
2. Southern Illinois	13	8	12	66.7
3. Illinois State	13	9	17	52.9
4. Indiana State	11	9	22	40.9
Missouri State	11	9	22	40.9
6. Western Illinois	11	6	15	40.0
Western Kentucky	11	4	10	40.0
8. Northern Iowa	11	3	8	37.5

OPP 4TH-DN CONVERT

	G	Conv	Att	Pct
1. Youngstown State	14	11	27	40.7
2. Illinois State	13	9	21	42.9
3. Western Illinois	11	8	18	44.4
4. Southern Illinois	13	11	24	45.8
5. Indiana State	11	7	14	50.0
6. Northern Iowa	11	7	13	53.8
7. Western Kentucky	11	8	14	57.1
8. Missouri State	11	8	9	88.9

ON-SIDE KICK SUCCESS

	G	OnSide	Pct
1. Western Illinois	11	2-3	66.7
2. Indiana State	11	1-2	50.0
3. Illinois State	13	0-1	0.0
Youngstown State	14	0-0	0.0
Southern Illinois	13	0-0	0.0
Missouri State	11	0-0	0.0
Western Kentucky	11	0-0	0.0
Northern Iowa	11	0-0	0.0

3RD-DN CONVERSIONS

	G	Conv	Att	Pct
1. Western Illinois	11	71	137	51.8
2. Illinois State	13	89	178	50.0
3. Northern Iowa	11	63	129	48.8
4. Western Kentucky	11	68	142	47.9
5. Youngstown State	14	84	179	46.9
6. Southern Illinois	13	65	139	46.8
7. Indiana State	11	60	154	39.0
8. Missouri State	11	48	144	33.3

OPP 3RD-DN CONVERT

	G	Conv	Att	Pct
1. Youngstown State	14	61	170	35.9
2. Southern Illinois	13	77	182	42.3
3. Missouri State	11	66	155	42.6
4. Illinois State	13	74	171	43.3
5. Northern Iowa	11	57	131	43.5
6. Western Kentucky	11	61	135	45.2
7. Western Illinois	11	74	143	51.7
8. Indiana State	11	75	139	54.0

RED ZONE OFFENSE

	G	RedZone	Pct	TDs	R/P	FG-AT	Fumb/Int/Downs/Other
1. Southern Illinois	13	54-59	91.5	42	31/11	12-12	3/0/0/2
2. Western Kentucky	11	32-35	91.4	22	16/6	10-11	1/0/0/1
3. Western Illinois	11	36-41	87.8	32	25/7	4-5	2/0/1/1
4. Youngstown State	14	51-59	86.4	42	30/12	9-11	1/2/2/1
5. Northern Iowa	11	43-51	84.3	30	21/9	13-15	1/1/2/2
6. Illinois State	13	47-59	79.7	36	25/11	11-18	0/1/2/2
7. Indiana State	11	26-33	78.8	21	14/7	5-8	1/0/2/1
8. Missouri State	11	20-32	62.5	12	8/4	8-12	3/2/3/0

RED ZONE DEFENSE

	G	RedZone	Pct	TDs	R/P	FG-AT	Fumb/Int/Downs/Other
1. Illinois State	13	29-41	70.7	20	14/6	9-12	3/1/3/2
2. Western Kentucky	11	30-40	75.0	23	20/3	7-13	1/0/3/0
3. Southern Illinois	13	33-43	76.7	25	19/6	8-12	0/0/2/4
4. Youngstown State	14	38-48	79.2	29	18/11	9-13	2/1/2/1
5. Northern Iowa	11	31-39	79.5	26	18/8	5-7	3/1/1/1
6. Missouri State	11	34-41	82.9	28	21/7	6-9	2/1/0/1
7. Indiana State	11	58-69	84.1	43	38/5	15-18	2/2/2/2
8. Western Illinois	11	33-37	89.2	26	20/6	7-9	0/0/0/2



Curtis Cooper

FIELD GOALS

	G	Made	Att	Pct
1. Southern Illinois	13	15	16	.938
2. Youngstown State	14	12	15	.800
3. Western Kentucky	11	13	17	.765
4. Northern Iowa	11	18	24	.750
5. Indiana State	11	8	12	.667
6. Missouri State	11	9	14	.643
7. Illinois State	13	11	20	.550
8. Western Illinois	11	7	13	.538

PAT KICKING

	G	Made	Att	Pct
1. Southern Illinois	13	55	55	1.000
Western Kentucky	11	27	27	1.000
3. Western Illinois	11	42	43	.977
4. Northern Iowa	11	39	40	.975
5. Missouri State	11	23	24	.958
6. Illinois State	13	44	46	.957
7. Youngstown State	14	50	55	.909
8. Indiana State	11	26	29	.897

TIME OF POSSESSION

	G	Total	Avg/G
1. Western Kentucky	11	354:36	32:14
2. Youngstown State	14	440:45	31:28
3. Illinois State	13	399:27	30:43
4. Northern Iowa	11	337:33	30:41
5. Western Illinois	11	335:45	30:31
6. Southern Illinois	13	380:19	29:15
7. Missouri State	11	304:14	27:39
8. Indiana State	11	282:00	25:38

KICKOFF COVERAGE

	G	No.	Yds	Avg	Retn	TB	NetAvg
1. Western Kentucky	11	54	3255	60.3	843	3	43.6
2. Northern Iowa	11	70	4372	62.5	584	39	43.0
3. Western Illinois	11	59	3425	58.1	437	24	42.5
4. Southern Illinois	13	85	5202	61.2	983	31	42.3
5. Missouri State	11	43	2553	59.4	659	10	39.4
6. Youngstown State	14	84	4792	57.0	1274	11	39.3
7. Illinois State	13	73	4158	57.0	1042	17	38.0
8. Indiana State	11	49	2402	49.0	669	2	34.6

SACKS AGAINST

	G	Sacks	Yards
1. Youngstown State	14	13	99
Indiana State	11	13	114
3. Southern Illinois	13	16	87
4. Illinois State	13	18	98
Western Illinois	11	18	106
6. Western Kentucky	11	19	117
7. Northern Iowa	11	21	144
8. Missouri State	11	22	158

ON-SIDE KICK ALLOWED

	G	OnSide	Pct
1. Illinois State	13	0-1	0.0
Indiana State	11	0-0	0.0
Western Kentucky	11	0-0	0.0
Southern Illinois	13	0-0	0.0
Missouri State	11	0-0	0.0
Northern Iowa	11	0-0	0.0
7. Western Illinois	11	1-4	25.0
8. Youngstown State	14	1-1	100.0

2006 GATEWAY CONFERENCE STATISTICS

2006 GATEWAY FOOTBALL CONFERENCE INDIVIDUAL STATISTICS

RUSHING

	Team	CI	G	Att	Yds	Avg	TD	Long	Yds/G
1. Mason, Marcus	YSU	SR	12	302	1847	6.1	23	95	153.9
2. Whitlock, Arkee	SIU	SR	13	317	1828	5.8	25	47	140.6
3. Rembert, Pierre	ILS	SR	13	355	1743	4.9	16	56	134.1
4. Donaldson, Herb	WIU	SO	11	233	1417	6.1	18	41	128.8
5. Lewis, Corey	UNI	SO	9	134	894	6.7	10	34	99.3
6. Moore, Lerron	WKU	SR	10	195	891	4.6	9	37	89.1
7. West, Tony	INS	JR	9	160	791	4.9	5	42	87.9
8. Williams, D.	UNI	JR	11	108	653	6.0	5	36	59.4
9. Cooper, Michael	MSU	SR	11	148	540	3.6	3	29	49.1
10. Gibson, M.	YSU	SR	12	94	540	5.7	8	54	45.0

PASSING AVG/GAME

	Team	CI	G	Att	Cmp	Int	Pct.	Yds	TD	Avg/G
1. Drone, Luke	ILS	JR	13	349	203	13	58.2	2961	21	227.8
2. Haddix, Justin	WKU	SR	11	279	171	9	61.3	2186	14	198.7
3. Murphy, Reilly	INS	JR	9	261	143	8	54.8	1770	8	196.7
4. LaFalce, Steve	WIU	SR	11	279	176	9	63.1	2121	11	192.8
5. Sanders, Eric	UNI	JR	11	249	169	7	67.9	1934	15	175.8
6. Zetts, Tom	YSU	JR	14	301	171	11	56.8	2086	14	149.0
7. Hill, Nick	SIU	JR	13	196	121	4	61.7	1721	15	132.4
8. Schneider, Mike	YSU	SR	10	15	9	1	60.0	121	2	12.1

TOTAL OFFENSE

	Team	CI	G	Rush	Pass	Plays	Total	Yds/G
1. Drone, Luke	ILS	JR	13	50	2961	406	3011	231.6
2. Murphy, Reilly	INS	JR	9	167	1770	334	1937	215.2
3. Haddix, Justin	WKU	SR	11	25	2186	336	2211	201.0
4. LaFalce, Steve	WIU	SR	11	58	2121	333	2179	198.1
5. Sanders, Eric	UNI	JR	11	211	1934	323	2145	195.0
6. Zetts, Tom	YSU	JR	14	334	2086	383	2420	172.9
7. Hill, Nick	SIU	JR	13	382	1721	287	2103	161.8
8. Mason, Marcus	YSU	SR	12	1847	0	302	1847	153.9
9. Whitlock, Arkee	SIU	SR	13	1828	0	317	1828	140.6
10. Rembert, Pierre	ILS	SR	13	1743	0	355	1743	134.1

RECEPTIONS/GAME

	Team	CI	G	Rec	Yds	TD	Long	Avg/C	Rec/G
1. Hamilton, Curtis	WKU	JR	9	52	841	10	59	16.2	5.78
2. Berman, Carl	INS	SR	11	59	783	5	41	13.3	5.36
3. Thomas, Marco	WIU	SR	11	58	738	4	64	12.7	5.27
4. Logan, Sam	INS	SR	10	49	535	4	31	10.9	4.90
5. Gaebler, Jake	WKU	FR	8	36	416	2	31	11.6	4.50
6. Robinson, Laurent	ILS	SR	9	40	718	7	90	18.0	4.44
7. Sims, Carl	WIU	SO	10	40	521	2	47	13.0	4.00
8. Peterson, T.J.	YSU	SR	14	53	767	7	48	14.5	3.79
9. Gray, Johnny	UNI	SO	11	41	607	5	70	14.8	3.73
10. Jackson, Pierre	ILS	SR	13	46	790	6	70	17.2	3.54

RECEIVE YDS/GAME

	Team	CI	G	Rec	Yds	TD	Long	Avg/C	Yds/G
1. Hamilton, Curtis	WKU	JR	9	52	841	10	59	16.2	93.4
2. Robinson, Laurent	ILS	SR	9	40	718	7	90	18.0	79.8
3. Berman, Carl	INS	SR	11	59	783	5	41	13.3	71.2
4. Thomas, Marco	WIU	SR	11	58	738	4	64	12.7	67.1
5. Jackson, Pierre	ILS	SR	13	46	790	6	70	17.2	60.8
6. Gray, Johnny	UNI	SO	11	41	607	5	70	14.8	55.2
7. Peterson, T.J.	YSU	SR	14	53	767	7	48	14.5	54.8
8. Logan, Sam	INS	SR	10	49	535	4	31	10.9	53.5
9. Sims, Carl	WIU	SO	10	40	521	2	47	13.0	52.1
10. Gaebler, Jake	WKU	FR	8	36	416	2	31	11.6	52.0

ALL PURPOSE

	Team	CI	G	Rush Rcv	PR	KR	Yds	Avg/G
1. Whitlock, Arkee	SIU	SR	13	1828	63	0	439	2330
2. Mason, Marcus	YSU	SR	12	1847	79	0	0	1926
3. Rembert, Pierre	ILS	SR	13	1743	90	0	76	1909
4. Berman, Carl	INS	SR	11	46	783	16	689	1534
5. Donaldson, Herb	WIU	SO	11	1417	116	0	0	1533
6. Lewis, Corey	UNI	SO	9	894	167	0	0	1061
7. West, Tony	INS	JR	9	791	149	0	10	950
8. Hamilton, Curtis	WKU	JR	9	5	841	20	63	929
9. Moore, Lerron	WKU	SR	10	891	129	0	0	1020
10. Gray, Johnny	UNI	SO	11	106	607	155	245	1113

INTERCEPTIONS

	Team	CI	G	Int	Yds	TD	Long	Int/G
1. Dokes, Dre	UNI	SR	11	7	116	1	46	0.64
2. Parsons, Chris	UNI	JR	11	6	34	0	27	0.55
3. Radon, Mike	MSU	SR	11	4	94	1	49	0.36
4. Nelson, Tom	ILS	SO	13	4	63	0	34	0.31
5. Perry, Jason	YSU	SR	14	4	141	2	78	0.29
Jackson, Codera	YSU	SR	14	4	48	0	43	0.29
7. Watters, Travis	WKU	SO	11	3	38	0	32	0.27
8. Temple, James	ILS	SR	13	3	32	0	32	0.23
9. Dawson, Jeremy	MSU	SO	9	2	58	1	58	0.22
10. Almlie, Kevin	WIU	JR	10	2	37	1	20	0.20

PASS EFFICIENCY

	Team	CI	G	Att	Cmp	Int	Pct.	Yds	TD	Eff.
1. Schneider, Mike	YSU	SR	10	15	9	1	60.0	121	2	158.4
2. Hill, Nick	SIU	JR	13	196	121	4	61.7	1721	15	156.7
3. Sanders, Eric	UNI	JR	11	249	169	7	67.9	1934	15	147.4
4. Drone, Luke	ILS	JR	13	349	203	13	58.2	2961	21	141.8
5. Haddix, Justin	WKU	SR	11	279	171	9	61.3	2186	14	137.2
6. LaFalce, Steve	WIU	SR	11	279	176	9	63.1	2121	11	133.5
7. Zetts, Tom	YSU	JR	14	301	171	11	56.8	2086	14	123.1
8. Murphy, Reilly	INS	JR	9	261	143	8	54.8	1770	8	115.7

PUNT RETURN AVG

	Team	CI	G	Ret	Yds	TD	Long	Avg
1. Davis, Eric	MSU	SO	11	15	246	2	88	16.4
2. Turner, Craig	SIU	JR	13	23	343	1	83	14.9
3. Perry, Jason	YSU	SR	14	19	191	1	64	10.1
4. Gray, Johnny	UNI	SO	11	19	155	0	39	8.2
5. Horton, Jason	ILS	JR	13	16	104	0	32	6.5

KICK RETURN AVG

	Team	CI	G	Ret	Yds	TD	Long	Avg
1. Whitlock, Arkee	SIU	SR	13	19	439	0	67	23.1
2. Davis, Eric	MSU	SO	11	18	413	0	79	22.9
3. Nelson, Tom	ILS	SO	13	20	445	0	57	22.2
4. Turner, Craig	SIU	JR	13	20	437	0	42	21.9
5. Etheridge, Rashad	WKU	FR	11	19	410	0	47	21.6
6. Berman, Carl	INS	SR	11	37	689	0	34	18.6

PUNTING

	Team	CI	G	Punt	Yds	Long	Avg
1. Stokes, Nathan	MSU	JR	11	54	2310	59	42.8
2. Coffee, Kris	WIU	SR	9	28	1126	55	40.2
3. Kos, Adam	UNI	SR	11	33	1317	62	39.9
4. Kelsey, Bobby	ILS	SO	12	40	1578	60	39.5
5. Ravanese, Scott	SIU	FR	12	45	1759	58	39.1
6. Johansen, Chris	INS	SO	11	55	2084	52	37.9
7. Bishop, Joe	YSU	SR	14	59	2203	52	37.3
8. Siewert, Tanner	WKU	JR	11	30	1082	52	36.1

SCORING

	Team	CI	G	TD	XPT	FG	2XP	Pts	Pts/G
1. Whitlock, Arkee	SIU	SR	13	25	0	0	0	150	11.5
2. Mason, Marcus	YSU	SR	12	23	0	0	0	138	11.5
3. Donaldson, Herb	WIU	SO	11	18	0	0	0	108	9.8
4. Wingert, Brian	UNI	SR	11	0	38	17	0	89	8.1
5. Rembert, Pierre	ILS	SR	13	17	0	0	0	102	7.8
6. Coffin, Craig	SIU	SR	13	0	55	15	0	100	7.7
7. Hamilton, Curtis	WKU	JR	9	10	0	0	0	60	6.7
Lewis, Corey	UNI	SO	9	10	0	0	0	60	6.7
9. Palmer, Brian	YSU	SO	14	0	50	12	0	86	6.1
10. James, Chris	WKU	JR	11	0	27	13	0	66	6.0

SCORING (TDs)

	Team	CI	G	TD	Rush	Pass	Ret	PAT	Pts	Pts/G
1. Whitlock, Arkee	SIU	SR	13	25	25	0	0	0	150	11.5
2. Mason, Marcus	YSU	SR	12	23	23	0	0	0	138	11.5
3. Donaldson, Herb	WIU	SO	11	18	18	0	0	0	108	9.8
4. Rembert, Pierre	ILS	SR	13	17	16	1	0	0	102	7.8
5. Lewis, Corey	UNI	SO	9	10	10	0	0	0	60	6.7
Hamilton, Curtis	WKU	JR	9	10	0	10	0	0	60	6.7
7. Moore, Lerron	WKU	SR	10	9	9	0	0	1	56	5.6
8. Robinson, Laurent	ILS	SR	9	7	0	7	0	0	42	4.7
9. Gibson, M.	YSU	SR	12	9	8	1	0	0	54	4.5
10. Murphy, Reilly	INS	JR	9	6	6	0	0	0	36	4.0

2006 GATEWAY CONFERENCE STATISTICS

SCORING (KICK)

	Team	CI	G	PATs	FGs	Pts	Pts/G
1. Wingert, Brian	UNI	SR	11	38-39	17-23	89	8.1
2. Coffin, Craig	SIU	SR	13	55-55	15-16	100	7.7
3. Palmer, Brian	YSU	SO	14	50-54	12-15	86	6.1
4. James, Chris	WKU	JR	11	27-27	13-17	66	6.0
5. Mazur, Kevin	ILS	SO	13	44-46	11-19	77	5.9
6. Rowan, Taylor	WIU	SO	11	42-42	7-13	63	5.7
7. Hooper, Kyle	INS	SR	10	26-27	7-11	47	4.7
8. Stokes, Nathan	MSU	JR	11	23-24	9-14	50	4.5
9. Urankar, Nick	INS	SR	10	0-2	1-1	3	0.3

FIELD GOALS

	Team	CI	G	FG	FGA	Pct.	FG/G
1. Wingert, Brian	UNI	SR	11	17	23	73.9	1.55
2. James, Chris	WKU	JR	11	13	17	76.5	1.18
3. Coffin, Craig	SIU	SR	13	15	16	93.8	1.15
4. Palmer, Brian	YSU	SO	14	12	15	80.0	0.86
5. Mazur, Kevin	ILS	SO	13	11	19	57.9	0.85
6. Stokes, Nathan	MSU	JR	11	9	14	64.3	0.82
7. Hooper, Kyle	INS	SR	10	7	11	63.6	0.70
8. Rowan, Taylor	WIU	SO	11	7	13	53.8	0.64
9. Urankar, Nick	INS	SR	10	1	1	100.0	0.10

FIELD GOAL PCT

	Team	CI	G	FG	FGA	Long	Pct.
1. James, Chris	WKU	JR	11	13	17	54	76.5
2. Wingert, Brian	UNI	SR	11	17	23	56	73.9
3. Mazur, Kevin	ILS	SO	13	11	19	37	57.9

PAT KICKING PCT

	Team	CI	G	Made	Att	Pct.
1. Coffin, Craig	SIU	SR	13	55	55	100.0
Rowan, Taylor	WIU	SO	11	42	42	100.0
James, Chris	WKU	JR	11	27	27	100.0
4. Wingert, Brian	UNI	SR	11	38	39	97.4
5. Hooper, Kyle	INS	SR	10	26	27	96.3
6. Stokes, Nathan	MSU	JR	11	23	24	95.8
7. Mazur, Kevin	ILS	SO	13	44	46	95.7
8. Palmer, Brian	YSU	SO	14	50	54	92.6

FUMBLES FORCED

	Team	CI	G	Num	Avg/G
1. Bennett, Jerome	WIU	JR	10	5	0.50
2. Williams, Jason	WIU	SO	11	3	0.27
3. Siskowic, Cameron	ILS	SR	13	3	0.23
Terry, James	YSU	JR	13	3	0.23
5. Temple, James	ILS	SR	13	2	0.15
King, Micah	SIU	SR	13	2	0.15
Campbell, Niall	ILS	SR	13	2	0.15
8. Jackson, Codera	YSU	SR	14	2	0.14
9. Dickens, Ross	WKU	SR	8	1	0.12
McCarthy, D.J.	INS	FR	8	1	0.12

FUMBLES RCVD

	Team	CI	G	Num	Avg/G
1. McCarthy, D.J.	INS	FR	8	2	0.25
2. Tompo, Trokon	WIU	SO	10	2	0.20
Logan, Brandon	INS	JR	10	2	0.20
4. Radon, Mike	MSU	SR	11	2	0.18
McDonald, Will	INS	SR	11	2	0.18
Wash, Chris	MSU	SR	11	2	0.18
3. Caesar, Jesse	ILS	JR	13	2	0.15
Wims, Lorenzo	SIU	SR	13	2	0.15
Terry, James	YSU	JR	13	2	0.15
10. Goffer, Chris	YSU	SR	14	2	0.14

PASSES DEFENDED

1.	Dokes, Dre	UNI	SR	11	6	7	13	1.18
2.	Watters, Travis	WKU	SO	11	9	3	12	1.09
3.	Nelson, Tom	ILS	SO	13	10	4	14	1.08
4.	Perry, Jason	YSU	SR	14	11	4	15	1.07
5.	Temple, James	ILS	SR	13	8	3	11	0.85
6.	Bruner, Brandon	SIU	SR	13	8	2	10	0.77
7.	Boyd, Blake	WKU	FR	11	6	2	8	0.73
	Parsons, Chris	UNI	JR	11	2	6	8	0.73
	Radon, Mike	MSU	SR	11	4	4	8	0.73
10.	Turner, Craig	SIU	JR	13	8	1	9	0.69

TACKLES (All positions)

Player	Team	CI	G	Pos	Solo	Ast	Total	Avg/G	Sack
1. Siskowic, Cameron	ILS	SR	13	LB	75	79	154	11.8	2.0
2. Stewart, Kye	ILS	JR	12	LB	57	69	126	10.5	2.0
3. Bennett, Jerome	WIU	JR	10	LB	48	53	101	10.1	1.0
4. Archie, Scooter	INS	JR	11	DB	40	67	107	9.7	1.0
5. Price, Rafael	INS	JR	11	DB	47	48	95	8.6	0.0
Jones, Andy	INS	SR	11	LB	39	56	95	8.6	2.5
7. Lewis, Andre	WKU	JR	9	LB	36	40	76	8.4	1.5
8. Williams, Jason	WIU	SO	11	LB	41	51	92	8.4	3.0
9. Jordan, Brandin	SIU	FR	13	LB	41	66	107	8.2	2.5
10. Evans, Michael	MSU	SR	11		30	60	90	8.2	0.0
11. Campbell, Niall	ILS	SR	13	LB	54	52	106	8.2	2.0
12. Hutchinson, M.	YSU	SR	14	LB	57	54	111	7.9	2.5
13. Rumph, Marion	WKU	JR	11	S	35	52	87	7.9	0.0
14. Khaleel, Fu'ad	WIU	SR	11	DB	36	49	85	7.7	0.0
15. Jordan, Patrick	SIU	SR	9	LB	30	35	65	7.2	1.5
16. Logan, Brandon	INS	JR	10	LB	17	54	71	7.1	0.0
17. Radon, Mike	MSU	SR	11		35	43	78	7.1	0.0
18. Faulkner, Shonda	INS	SR	9	DB	27	36	63	7.0	3.0
19. Moe, Trevor	SIU	JR	13	LB	45	41	86	6.6	3.5
20. Byrd, Derrick	MSU	SR	11		32	38	70	6.4	1.0
Boyd, Blake	WKU	FR	11	LB	27	43	70	6.4	1.0
22. Schratz, Dave	UNI	SR	11	LB	49	20	69	6.3	0.0
23. Dawson, Jeremy	MSU	SO	9		21	35	56	6.2	0.5
24. Jackson, Bryan	INS	JR	8	DB	26	23	49	6.1	0.5
25. Parsons, Chris	UNI	JR	11	SAF	45	22	67	6.1	0.0
26. Reed, Keith	MSU	SR	11		17	48	65	5.9	0.5
27. Terry, James	YSU	JR	13	LB	39	37	76	5.8	5.5
28. Everett, Jayden	INS	SO	11	LB	29	32	61	5.5	0.0
Hedges, Jon	WKU	SR	11	LB	35	26	61	5.5	1.0
30. James, Kyle	INS	SR	11	DB	27	31	58	5.3	0.0
31. Goode, Chris	MSU	SR	11		25	31	56	5.1	1.0
Waters, Clifford	UNI	JR	11	DB	32	24	56	5.1	1.0
33. Carter, Brannon	UNI	JR	11	LB	36	19	55	5.0	1.0
Harris, Chris	MSU	SR	11		17	38	55	5.0	0.0
35. Bruner, Brandon	SIU	SR	13	CB	49	15	64	4.9	0.0
36. Caesar, Jesse	ILS	JR	13	DB	43	20	63	4.8	0.0
37. McDaniel, Renard	MSU	SR	11		18	35	53	4.8	4.0
38. Chenault, Dorian	YSU	JR	14	RB	35	32	67	4.8	1.0
39. Johnson, C.	SIU	SO	13		37	25	62	4.8	0.0
40. Poole, Jeron	MSU	JR	10		17	30	47	4.7	0.0
41. Temple, James	ILS	SR	13	DB	37	24	61	4.7	0.0
42. Perry, Jason	YSU	SR	14	CB	32	33	65	4.6	1.0
43. Lovely, Greg	MSU	SR	11		27	24	51	4.6	0.0
44. Watters, Travis	WKU	SO	11	CB	28	22	50	4.5	0.0
45. Heaston, Marlon	SIU	SR	13		28	30	58	4.5	0.0
Turner, Craig	SIU	JR	13	CB	35	23	58	4.5	0.0
47. Dokes, Dre	UNI	SR	11	CB	36	12	48	4.4	0.0
48. Jackson, Codera	YSU	SR	14	CB	39	22	61	4.4	0.0
49. King, Micah	SIU	SR	13	DE	27	29	56	4.3	5.5
50. Mixon, Chauncey	SIU	FR	13	LB	28	27	55	4.2	4.5

SACKS

	Team	CI	G	Pos	Solo	Ast	Yds	Total	Avg/G
1. Wims, Lorenzo	SIU	SR	13	DE	7	0	52	7.0	0.54
2. Huygens, Mark	UNI	SO	11	DE	6	2	34	7.0	0.64
3. King, Micah	SIU	SR	13	DE	5	1	37	5.5	0.42
4. Koval, Jeff	YSU	SR	14	LB	4	3	24	5.5	0.39
5. Terry, James	YSU	JR	13	LB	4	3	17	5.5	0.42
6. Wash, Chris	MSU	SR	11		3	3	37	4.5	0.41
7. Mixon, Chauncey	SIU	FR	13	LB	4	1	32	4.5	0.35
8. Lacy, Jordan	UNI	JR	11	DE	4	1	30	4.5	0.41
9. Miller, Madison	INS	SR	11	DE	4	0	34	4.0	0.36
10. Gainer, Jemere	SIU	FR	9	DE	3	2	28	4.0	0.44

TACKLES FOR LOSS

	Team	CI	G	Pos	Solo	Ast	Yds	Total	Avg/G
1. Wims, Lorenzo	SIU	SR	13	DE	12	8	74	16.0	1.23
2. Koval, Jeff	YSU	SR	14	LB	10	6	43	13.0	0.93
3. Jordan, Brandin	SIU	FR	13	LB	7	10	35	12.0	0.92
4. Stewart, Kye	ILS	JR	12	LB	8	6	32	11.0	0.92
5. Terry, James	YSU	JR	13	LB	8	5	45	10.5	0.81
6. Hutchinson, M.	YSU	SR	14	LB	10	1	39	10.5	0.75
7. Williams, Jason	WIU	SO	11	LB	8	5	47	10.5	0.95
8. King, Micah	SIU	SR	13	DE	7	5	45	9.5	0.73
9. Phelan, Jim	YSU	SR	14	DT	6	5	32	8.5	0.61
10. Rone, Sid	MSU	SR	11		8	1	32	8.5	0.77

2006 GFC ALL-CONFERENCE TEAMS

First Team Offense

QB Luke Drone, ILS, Jr.
 RB Marcus Mason, YSU, Sr.
 Arkee Whitlock, SIU, Sr.
 FB J.T. Wise, SIU, Sr.
 WR Curtis Hamilton, WKU, Jr.
 Marco Thomas, WIU, Sr.
 TE Braden Jones, SIU, Sr.
 OL Ryan Jewell, YSU, Sr.
 Will Justice, SIU, Sr.
Chad Rinehart, UNI, Jr.
 Patrick Walker, YSU, Sr.
 Isaiah Wiggins, ILS, Jr.
PK Brian Wingert, UNI, Sr.

First Team Defense

DL Justin Martindale, ILS, Sr.
 Jim Phelan, YSU, Sr.
 Mychal Savage, YSU, So.
 Lorenzo Wims, SIU, Sr.
 LB Marty Hutchinson, YSU, Sr.
 Cameron Siskowic, ILS, Sr.
 Kye Stewart, ILS, Jr.
 James Terry, YSU, Jr.
 DB **Dre Dokes, UNI, Sr.**
 Codera Jackson, YSU, Sr.
 Jason Perry, YSU, Sr.
 Marion Rumph, WKU, Jr.
 P Joe Bishop, YSU, Sr.
 RS Craig Turner, SIU, Jr.

Second Team Offense

QB **Eric Sanders, UNI, Jr.**
 RB Herb Donaldson, WIU, So.
 Pierre Rembert, ILS, Sr.
 FB Dave Mordis, ILS, Jr.
 WR Pierre Jackson, ILS, Sr.
 Laurent Robinson, ILS, Sr.
 TE Derrick Bush, YSU, So.
 OL **Joe Lobdell, UNI, Sr.**
 Brad Samsa, YSU, So.
 Fred Staugh, INS, Sr.
 Chris Sullivan, WKU, Sr.
 Chad Walker, WIU, Sr.
PK Craig Coffin, SIU, Sr.

Second Team Defense

DL Dusty Bear, WKU, Jr.
Mark Huygens, UNI, So.
Jordan Lacy, UNI, Jr.
 Chris Wash, MSU, Sr.
 LB Jerome Bennett, WIU, Jr.
 Blake Boyd, WKU, Fr.
 Micah King, SIU, Sr.
 Andre Lewis, WKU, Jr.
 DB Brandon Bruner, SIU, Sr.
 Fu'ad Khaleel, WIU, Sr.
 Tom Nelson, ILS, So.
Chris Parsons, UNI, Jr.
 P Nathan Stokes, MSU, Jr.
 RS Eric Davis, MSU, So.

Honorable Mention

Illinois State: LB Niall Campbell, OL Janiah Downing, DB James Temple
Indiana State: DB Scooter Archie, WR Carl Berman, LB Andy Jones, WR Sam Logan
Missouri State: LB Derrick Byrd, TE Payne Hall, OT Justin Williamson
Northern Iowa: LB Brannon Carter, WR/RS Johnny Gray, WR James Lindgren
Southern Illinois: LB Brandin Jordan, LG Aaron Lockwood, OT Darren Marquez
Western Illinois: DL Darron Boone, WR Carl Sims, LB Jason Williams
Western Kentucky: QB Justin Haddix, PK Chris James, RS Dennis Mitchell, RB Lerron Moore
Youngstown State: LB Jeff Koval, WR T.J. Peterson, QB Tom Zetts

Offensive Player of the Year:

RB Marcus Mason, Youngstown State

Defensive Player of the Year: LB

Cameron Siskowic, Illinois State

Bruce Craddock Gateway Coach of the Year:

Jon Heacock, Youngstown State

2006 ALL-ACADEMIC GATEWAY TEAMS

First Team

TE Payne Hall, MSU, Sr. 3.89 Agricultural Business
 ^QB Nick Hill, SIU, Jr. 3.25 Special Education
 PK Kyle Hooper, INS, Sr. 3.52 Business Management
 PK Chris James, WKU, Jr. 3.41 Computer Information Systems
 #C Ryan Jewell, YSU, Sr. 3.36 Mechanical Engineering
 TE Braden Jones, SIU, Sr. 3.61 Biological Sciences
 QB Steve LaFalce, WIU, Gr. 3.35 Finance
^WR James Lindgren, UNI, Sr. **3.81 Construction Management**
 #FS Bob Perez, YSU, Jr. 3.88 Economics
 ^DB Marion Rumph, WKU, Jr. 3.48 Computer Science
 QB Tom Zetts, YSU, Jr. 3.73 Secondary Education

Second Team

WR Carl Berman, INS, Sr. 3.05 Exercise Science
 RB Herb Donaldson, WIU, So. 3.13 Economics
 WR Chris Geisz, WKU, So. 3.60 Marketing Management
 WR Curtis Hamilton, WKU, Jr. 3.14 Architectural Design
 ^DB Bryan Jackson, INS, Jr. 3.53 Marketing
 OT Andrew Kernes, SIU, Jr. 3.47 Biological Sciences
 LB Jeff Koval, YSU, Sr. 3.11 Marketing Management
OL Chad Rinehart, UNI, Jr. **3.16 Sports Psychology**
 QB Ben Schmidt, INS, Jr. 3.83 Business Administration
 OL Fred Staugh, INS, Sr. 3.52 Business Management
 OL Frank Valle, WIU, Sr. 3.40 Finance
 ^FB J.T. Wise, SIU, Sr. 3.20 Physical Education

Honorable Mention

Illinois State: LS Jake Weber
Missouri State: FS Mike Radon, LB Kevin Sears, # - OC David Tillman
Northern Iowa: WR Curt Bradley, TE Ross Hannam
Southern Illinois: WR Ryan Beeler, QB Jon Cairns, LB Trevor Moe
Western Illinois: DL Chad Groenhagen
Youngstown State: OG Brad Samsa

^ Academic All-District Selections (1st Team)

Academic All-District Selections (2nd Team)

All-Newcomer Offense

WR Terrell Allen, UNI
 WR/KR Eric Davis, MSU
 OL Brandon Joyce, ILS
 QB Reilly Murphy, INS
 WR Jake Gaebler, WKU
 TE Louis Irizarry, YSU
 WR/KR Tamarkus McElvane, MSU
 RB Andrew McCloud, WKU
 RB John Randle, SIU
 OL Jonathan St-Pierre, ILS
 OG Shawn Smith, SIU
RB Darian Williams, UNI
 TE J.R. Zwierzynski, WIU

All-Newcomer Defense

DL Adam Blankenship, ILS
 LB Blake Boyd, WKU
 DB/RS Rashad Etheridge, WKU
 LB Brandin Jordan, SIU
DL Chuck Kinney, UNI
 LB Chauncey Mixon, SIU
 LB Jeron Poole, MSU
 P Scott Ravanesi, SIU
DE James Ruffin, UNI
 DB Patrick Stoudamire, WIU
 DT Andre Tillman, SIU

Newcomer of the Year:

Darian Williams, RB, UNI

Freshman of the Year:

Brandon Jordan, LB, SIU

2006 GAME-BY-GAME

UNI DRAKE

Aug. 31 Drake Stadium

1st	2st	3rd	4th	Final
17	14	7	10	48
0	7	0	0	7

Time: 3:01

Attendance: 10,107

DES MOINES, Iowa - Junior quarterback Eric Sanders completed 20-of-25 passes for 198 yards and one touchdown, and sophomore tailback Corey Lewis rushed 11 times for 105 yards and two scores, as the University of Northern Iowa defeated Drake, 48-7, in the season opener for both teams.

The crowd of 10,107 - including several thousand Panther fans -- was barely settled into their seats, when UNI's Terrell Allen got the scoring started. The junior wideout took the opening kickoff 97 yards for the score, giving UNI a 7-0 lead just 18 seconds into the contest.

After UNI's defense forced a Drake punt, the Panther offense drove 72 yards in 12 plays to make the score 14-0, as Corey Lewis went the final two yards for the score. Sanders was a perfect 4-for-4 passing on the drive. On Drake's next possession, senior Dre Dokes had the first of his two interceptions on the night, leading to a Brian Wingert 46-yard field goal. The first quarter ended with the Panthers on top, 17-0.

UNI made it 24-0 early in the second quarter when junior tailback Whitney Lewis scored his first career touchdown. Lewis went five yards to cap a nine-play, 73-yard drive that gave the Panthers a 24-0 lead.

Drake then got on the scoreboard with its lone touchdown of the night, making the score 24-7, but the Panthers answered back right before halftime. Sanders connected with James Lindgren for a seven-yard scoring strike with just 30 seconds left before intermission to make the score 31-7 at the break.

Corey Lewis scored his second touchdown of the game with 9:48 left in the third quarter. He capped a seven-play, 80-yard drive with a 12-yard scoring run, making the score 38-7. After Wingert's second field goal made it 41-7, freshman quarterback Patrick Grace capped the scoring with a 59-yard scoring strike to Victor Williams with 3:48 left in the game.

SCORING SUMMARY

Team	Qtr	Time	Scoring play	Conversion	Plays-Yards	TOP	UNI	DU
UNI	1st	14:42	Allen, Terrell 97 yd kickoff return	Wingert, Brian kick			7	0
UNI	1st	06:09	Lewis, Corey 2 yd run	Wingert, Brian kick	12-72	4:33	14	0
UNI	1st	02:45	Wingert, Brian 46 yd field goal		4--5	1:40	17	0
UNI	2nd	10:34	Lewis, Whitney 5 yd run	Wingert, Brian kick	9-73	5:36	24	0
DU	2nd	04:01	Moroni, Shea 22 yd pass from Retherford, D.	Rees, Logan kick	4-60	2:15	24	7
UNI	2nd	00:30	Lindgren, James 7 yd pass from Sanders, Eric	Wingert, Brian kick	9-71	3:21	31	7
UNI	3rd	09:48	Lewis, Corey 12 yd run	Wingert, Brian kick	7-80	1:31	38	7
UNI	4th	07:37	Wingert, Brian 30 yd field goal		7-24	4:10	41	7
UNI	4th	03:48	Williams, V. 59 yd pass from Grace, Patrick	Wingert, Brian kick	3-61	1:43	48	7

NORTH DAKOTA UNI

Sep. 9 UNI-Dome

1st	2st	3rd	4th	Final
0	14	7	14	35
3	3	10	15	31

Time: 3:05

Attendance: 11,010

CEDAR FALLS, Iowa - North Dakota landed the final blow in a back-and-forth fight with the University of Northern Iowa football team, countering the Panthers' late-game scoring drive with one of its own and holding on for a 35-31 victory at the UNI-Dome.

Trailing 28-24, the Panthers staged a rapid comeback late in the fourth quarter, with junior quarterback Eric Sanders orchestrating a 65-yard scoring drive in just 59 seconds. On third-and-10 from the Panthers' 35, Sanders fired a 45-yard completion to Johnny Gray to set up a first down at the North Dakota 20 yard line. Two plays later, Sanders and Gray connected again, this time for a touchdown, and Brian Wingert added the extra point to give UNI a 31-28 lead.

GAME STATISTICS

	UND	UNI		UND	UNI
1st Downs	19	22	Penalties-Yds	4-40	9-72
Rushing Yds	27-188	43-161	TOP	22:39	37:21
Passing	27-15-0	31-18-0	3rd-Dn Conv	5 of 11	6 of 15
Passing Yds	246	208	4th-Dn Conv	1 of 1	0 of 0
Total Offense	434	369	RZ Scores-Chncs	4-5	5-6
Punts (No-Avg)	5-28.8	5-41.4	Sacks By: No-Yds	5-43	2-7
Fumbles-Lost	1-1	0-0			



SCORING SUMMARY

Team	Qtr	Time	Scoring play	Conversion	Plays-Yards	TOP	UND	UNI
UNI	1st	12:48	Wingert, Brian 33 yd field goal		6-41	2:12	0	3
UND	2nd	14:28	Reed Manke 1 yd run	B. Hellevang kick	11-51	3:47	7	3
UND	2nd	09:26	T. Christensen 6 yd pass from Chris Belmore	B. Hellevang kick	4-86	1:19	14	3
UND	2nd	00:16	Wingert, Brian 56 yd field goal		4-5	0:54	14	6
UNI	3rd	08:48	Lindgren, James 6 yd pass from Sanders, Eric	Wingert, Brian kick	12-65	4:39	14	13
UND	3rd	07:18	Ryan Chappell 12 yd run	B. Hellevang kick	4-80	1:25	21	13
UNI	3rd	01:37	Wingert, Brian 35 yd field goal		11-47	5:31	21	16
UNI	4th	04:53	Lewis, Corey 9 yd run	Hannam, Ross pass	6-45	2:35	21	24
UND	4th	02:31	Ryan Chappell 17 yd run	B. Hellevang kick	6-80	2:13	28	24
UNI	4th	01:27	Gray, Johnny 20 yd pass from Sanders, Eric	Wingert, Brian kick	5-65	0:59	28	31
UND	4th	00:54	Weston Dressler 50 yd pass from Reed Manke	B. Hellevang kick	2-65	0:28	35	31

STATISTICAL LEADERS

RUSHING: UNI-Lewis, Corey 11-105; Lewis, Whitney 8-35; Law, Derrick 5-15; Gray, Johnny 1-9; Williams, Darian 5-6; Nelson, Nick 1-0; Sanders, Eric 2-minus 8. Drake-Pahydavong, Scott 25-94; Cleveland, Clay 2-9; Putnam, Tyler 1-5; Cashmore, W. 2-4; Ostermann, Ben 1-2; Retherford, D. 4-0; Love, DeCarlos 2-minus 5. **PASSING:** UNI-Sanders, Eric 20-25-0-198; Nelson, Nick 1-1-0-29; Grace, Patrick 1-1-0-59. Drake-Retherford, D. 11-23-2-173; Ostermann, Ben 0-1-0-0; Wubs, Brandon 0-1-0-0. **RECEIVING:** UNI-Allen, Terrell 5-32; Gray, Johnny 4-56; Hannam, Ross 4-53; Williams, Victor 3-64; Lindgren, James 2-16; Lewis, Whitney 2-11; Daniels, Albert 1-29; Lewis, Corey 1-25. Drake-Moroni, Shea 5-61; Marx, Daniel 4-69; Pahydavong, S. 2-43. **TACKLES (UA-A):** UNI-Parsons, Chris 7-0; Kinney, Chuck 4-2; Kirk, Justin 5-0; Dokes, Dre 5-0; Cooper, Curtis 4-0; Schratz, Dave 2-2; Lacy, Jordan 2-2; Huygens, Mark 3-0; Pedescleaux, Everett 2-0; Evans, Araf 2-0; Sharp, Matt 2-0; Lindgren, James 1-1; McGaster, Jeff 1-1; McMoore, T. 1-0; Ruffin, James 1-0; Herrig, Nate 0-1; Ehigiamusoe, Osayi 0-1. Drake-Collins, Poul 8-0; Adams, James 5-2; Craig, Jacob 4-2; Conway, Brian 3-3; Douglas, Cole 3-2; Marley, Tyler 3-2; Ross, Nick 3-1; Williams, P. 1-2; Smit, Greg 2-0; Green, Andy 2-0; Jennings, Kevin 2-0; Ramos, Jake 2-0; Magnifico, A. 1-1; Duvall, Josh 1-0; Colbert, Justin 1-0; Retherford, D. 1-0; Gehl, Jeremy 0-1; Hunt, Calen 0-1; Mora, Eric 0-1.

GAME STATISTICS

	UNI	DU		UNI	DU
1st Downs	21	16	Penalties-Yds	7-54	7-66
Rushing Yds	33-162	37-109	TOP	29:03	30:57
Passing	27-22-0	25-11-2	3rd-Dn Conv	7 of 11	6 of 14
Passing Yds	286	173	4th-Dn Conv	0 of 0	0 of 1
Total Offense	448	282	RZ Scores-Chncs	5-5	0-1
Punts (No-Avg)	2-44.0	6-34.5	Sacks By: No-Yds	1-3	1-8
Fumbles-Lost	1-1	0-0			



The 1:27 left on the game clock proved to be more than enough for the Fighting Sioux to respond to the Panthers' drive, with quarterback Reed Manke taking North Dakota 65 yards to the end zone in just two plays and 28 seconds. Manke followed up a 20-yard connection with Weston Dressler on first down with a 50-yard strike to Dressler on the Sioux's second play, a deep pass that went for six and, after the extra point, put North Dakota on top again, 35-31.

The Panthers took possession with 43 seconds left and Sanders managed a pair of completions to James Lindgren and Gray, but the Fighting Sioux sacked Sanders to ice the win.

STATISTICAL LEADERS

RUSHING: North Dakota-Ryan Chappell 9-121; Reed Manke 8-60; Brandon Strouth 6-11; Brandon Brady 1-0; Chris Belmore 3-minus 4. UNI-Lewis, Corey 19-114; Lewis, Whitney 15-69; Gray, Johnny 1-9; Sanders, Eric 8-minus 31. **PASSING:** North Dakota-Reed Manke 13-25-0-207; Chris Belmore 2-2-0-39. UNI-Sanders, Eric 18-31-0-208. **RECEIVING:** North Dakota-Weston Dressler 5-96; Brady Trenbeath 3-47; T. Christensen 3-17; Brandon Strouth 2-58; Blair Grover 1-14; Lee Groeschl 1-14. UNI-Gray, Johnny 6-103; Lindgren, James 4-44; Allen, Terrell 3-29; Hannam, Ross 2-16; Lewis, Corey 2-6; Lewis, Whitney 1-10. **TACKLES (UA-A):** North Dakota-D. Alexander 6-4; Steve Brennan 6-1; J. Hoffschneider 5-2; Dan Ullsperger 4-2; Rory Manke 4-1; Bobby Stroup 4-0; Babington-Johns 3-0; Sam Schmitz 3-0; Jared Enger 2-1; Adam Wolff 2-1; Tyler Weigelt 2-1; Tom DeSautel 1-2; Alex Cadwell 2-0; Blair Grover 2-0; Andy White 2-0; M. Greenwood 2-0; Tyler Morrow 1-0; Nathan Wayne 1-0; Noah Dombrowski 1-0; Drake Otto 1-0; Jeff Richter 0-1; Robbie Meek 0-1; Brett Holinka 0-1. UNI-Schatz, Dave 6-1; Lacy, Jordan 6-0; Parsons, Chris 6-0; Dokes, Dre 4-2; Sharp, Matt 3-1; Cooper, Curtis 1-3; Waters, Clifford 3-0; Kirk, Justin 2-1; Huygens, Mark 1-1; Ehigiamusoe, Osayi. 1-0; Evans, Araf 1-0; Nelson, Nick 1-0; Kinney, Chuck 0-1.

SOUTH DAKOTA STATE UNI

Sept. 16 UNI-Dome

Time: 2:42

Attendance: 11,227

CEDAR FALLS, Iowa - A strong second half and 24 unanswered points propelled the University of Northern Iowa football team to a 27-17 win over South Dakota State on Saturday in the UNI-Dome.

The Panthers bounced back from their first loss of the season - and a sluggish start - with three touchdowns and a field goal in the second half to get past the Jackrabbits. Tailback Corey Lewis led the way for UNI with 196 rushing yards and scored twice.

The Panthers' offense emerged from the locker room trailing 17-3 and took command, however, with wide receiver James Lindgren snaring an 18-yard pass from quarterback Eric Sanders.

Lindgren's score, which came at the 12:08 mark in the third quarter, narrowed the Jacks' lead to 17-10, an advantage the Panthers eliminated on their next possession, with Sanders leading the UNI offense on a 60-yard scoring march. Corey Lewis capped the drive with a 12-yard run to the end zone to knot the score at 17.

The Panthers grabbed the lead for the first time on a 35-yard field goal by Brian Wingert with 12:34 to play. Lewis added to the UNI advantage with a 2-yard touchdown run at the 10:16 mark of the fourth quarter, pushing the Panthers' lead to 27-17.



1st	2st	3rd	4th	Final
7	10	0	0	17
0	3	14	10	27

STATISTICAL LEADERS

RUSHING: South Dakota State-Cory Koenig 17-52; Andy Kardoes 18-49; Anthony Watson 4-3. UNI-Lewis, Corey 16-196; Lewis, Whitney 14-66; Sanders, Eric 8-23; Gray, Johnny 1-17; TEAM 1-minus 3. **PASSING:** South Dakota State-Andy Kardoes 17-26-0-173; Ryan Berry 0-2-1-0. UNI-Sanders, Eric 9-12-2-79. **RECEIVING:** South Dakota State-Dusty Snyders 5-47; Micah Johnson 4-46; Chris Wagner 3-32; JaRon Harris 3-26; Chris Doblar 2-22. UNI-Lindgren, James 3-40; Lewis, Corey 2-19; Gray, Johnny 2-8; Hannam, Ross 1-8; Lobdell, Joe 1-4. **TACKLES (UA-A):** South Dakota State-Brock Gentile 7-3; Jimmy Rogers 5-1; Jeff Hegge 4-2; Eric Schroeder 4-1; Justin Kubesh 4-0; Andrew Hoogeven 4-0; Danny Batten 3-0; Nash Simet 3-0; Jason Bonwell 2-0; Marty Kranz 1-1; Chris Johnson 1-1; Tyler Koch 1-0; Chris Wagner 1-0; Isaiah Jackson 1-0; Scott Breyfogle 1-0; Mitch Pontrelli 1-0; Matt Grimlie 0-1; Brock Campbell 0-1; Chris Doblar 0-1. UNI-Lacy, Jordan 6-1; Carter, Brannon 4-3; Parsons, Chris 4-3; Kirk, Justin 3-3; Schratz, Dave 4-1; Waters, Clifford 4-1; Dokes, Dre 2-3; Kinney, Chuck 4-0; Evans-Sykes, A. 4-0; Huygens, Mark 3-0; Alvarez, Nick 2-0; McGaster, Jeff 2-0; Lewis, Corey 1-0; Lewis, Whitney 1-0; McMoore, Terrell 0-1.

GAME STATISTICS

	SDSU	UNI		SDSU	UNI
1st Downs	19	21	Penalties-Yds	4-20	5-34
Rushing Yds	39-104	40-299	TOP	34:50	25:10
Passing	28-17-1	12-9-2	3rd-Dn Conv	9 of 15	1 of 6
Passing Yds	173	79	4th-Dn Conv	0 of 1	1 of 1
Total Offense	277	378	RZ Scores-Chncs	3-4	4-4
Punts (No-Avg)	4-36.2	2-41.0	Sacks By: No-Yds	1-5	3-15
Fumbles-Lost	2-1	0-0			

SCORING SUMMARY

Team	Qtr	Time	Scoring play	Conversion	Plays-Yards	TOP	SDSU	UNI
SDSU	1st	02:15	Cory Koenig 6 yd run	Parker Douglass kick	9-80	4:41	7	0
UNI	2nd	13:35	Wingert, Brian 43 yd field goal		7-60	3:40	7	3
SDSU	2nd	04:17	Andy Kardoes 1 yd run	Parker Douglass kick	10-41	5:20	14	3
SDSU	2nd	01:09	Parker Douglass 23 yd field goal		4-3	2:08	17	3
UNI	3rd	12:08	Lindgren, James 18 yd pass from Sanders, Eric	Wingert, Brian kick	7-68	2:52	17	10
UNI	3rd	05:49	Lewis, Corey 12 yd run	Wingert, Brian kick	8-60	4:10	17	17
UNI	4th	12:34	Wingert, Brian 35 yd field goal		9-26	3:47	17	20
UNI	4th	10:16	Lewis, Corey 2 yd run	Wingert, Brian kick	4-53	1:05	17	27

UNI IOWA STATE

Sept. 30 Ames, Iowa

Time: 3:01

Attendance: 55,518

AMES, Iowa - In front of the largest crowd in Iowa State's football history (55,518), the University of Northern Iowa football squad put on quite a show and nearly pulled off one of the program's greatest upsets before the Cyclones held on for a 28-27 victory.

The Panthers had a chance to win the game on senior place kicker Brian Wingert's 51-yard field goal with six seconds left. But Wingert's kick, which had the distance, missed wide to the right.

Iowa State used a fourth quarter rally of its own to take the lead with only 1:05 left in the game. The Cyclones scored on a 16-yard touchdown pass from ISU quarterback Bret Meyer to wide receiver Jon Davis to take a 28-27 advantage.

UNI quarterback Eric Sanders hit wide receiver James Lindgren for a 15-yard gain on 3rd-and-2 to move the ball to the ISU 42-yard line. Sanders then found senior wide receiver Curt Bradley for an eight-yard gain to put the Panthers in Wingert's field goal range with 11 ticks left on the clock.

Senior cornerback Dre Dokes gave the Panthers their first lead of the game when he stepped in front of a Meyer pass and returned it 46 yards for a touchdown at the 13:20 mark of the second quarter. It was Dokes' 14th career interception and second career touchdown and put UNI on top 14-7. Redshirt freshman defensive end James Ruffin sacked Meyer to force the Cyclones to punt and UNI again marched 80 yards in nine plays to take a 21-7 lead on a five-yard run by running back Corey Lewis.

Junior safety Chris Parsons came up with a huge play as the Cyclones were threatening to take the lead in the fourth quarter. Parsons knocked the ball out of ISU wideout Austin Flynn's hands at the one-yard line and junior linebacker Araf Evans fell on the fumble in the end zone to give the ball to the Panthers with 7:08 left in the game. The Panthers tallied four first downs on the drive and worked the clock down to 2:20 when Wingert made his second field goal of the game. Wingert's kick put UNI on top, 27-21.

SCORING SUMMARY

Team	Qtr	Time	Scoring play	Conversion	Plays-Yards	TOP	UNI	ISU
ISU	1st	08:48	Kock,Ryan 1 yd run	Culbertson,Bret kick	14-80	6:12	0	7
UNI	1st	00:13	Lindgren, James 8 yd pass from Sanders, Eric	Wingert, Brian kick	14-79	8:25	7	7
UNI	2nd	13:20	Dokes, Dre 46 yd interception return	Wingert, Brian kick			14	7
UNI	2nd	06:41	Lewis, Corey 5 yd run	Wingert, Brian kick	9-80	3:52	21	7
ISU	3rd	00:43	Blythe,Todd 22 yd pass from Meyer,Bret	Culbertson,Bret kick	6-50	2:43	21	14
ISU	4th	13:10	Baum,Ryan 65 yd punt return	Culbertson,Bret kick			21	21
UNI	4th	08:54	Wingert, Brian 43 yd field goal		4-8	2:00	24	21
UNI	4th	02:20	Wingert, Brian 32 yd field goal		11-66	4:48	27	21
ISU	4th	01:05	Davis,Jon 16 yd pass from Meyer,Bret	Culbertson,Bret kick	6-74	1:05	27	28

STATISTICAL LEADERS

RUSHING: UNI-Lewis, Corey 19-84; Lewis, Whitney 10-58; Sanders, Eric 7-24; Gray, Johnny 1-10. Iowa State-Hicks,Stevie 7-30; Meyer,Bret 13-25; Scales,Jason 5-22; Kock,Ryan 3-4. **PASSING:** UNI-Sanders, Eric 23-29-0-158; TEAM 0-1-0-0. Iowa State-Meyer,Bret 24-29-1-323. **RECEIVING:** UNI-Lindgren, James 7-73; Bradley, Curt 5-32; Lewis, Corey 5-22; Lewis, Whitney 2-13; Hannam, Ross 2-11; Gray, Johnny 2-7. Iowa State-Davis,Jon 7-117; Flynn,Austin 5-58; Blythe,Todd 4-51; Sumrall,R.J. 3-31; Nickel,Walter 2-33; Hamilton,Marqui 1-12; Scales,Jason 1-11; Barkema,Ben 1-10. **TACKLES (UA-A):** UNI-Carter, Brannon 7-2; Evans-Sykes, A. 4-3; McMoore, T. 5-1; Schratz, Dave 3-3; Ruffin, James 4-1; Kinney, Chuck 4-1; Parsons, Chris 3-2; Waters, C. 2-3; Dokes, Dre 3-0; Lacy, Jordan 2-0; Mahoney, Josh 2-0; Cooper, Curtis 1-1; Pedescleaux, Everett 0-2; Davis, Nick 1-0; Lewis, Will 1-0; Ehigiamusoe, Osayi 1-0; Huygens, Mark 0-1. Iowa State-McKenzie,Tyrone 9-7; Bowen,Alvin 7-8; Banks,Jon 6-4; Berg,Caleb 3-6; Carper,Adam 4-4; Curvey,Brent 4-1; Singleton,Chris 4-0; Moorehead,Shawn 3-0; Jackson,DeAndre 1-2; Hunley,Brandon 2-0; Parker,Rashawn 0-2; TEAM 1-0; Sumrall,R.J. 1-0; Rubin,Ahtyba 0-1; Rahe,David 0-1; Schmidgall,Dere 0-1; Smith,Jesse 0-1.

GAME STATISTICS

	UNI	ISU		UNI	ISU
1st Downs	18	24	Penalties-Yds	6-58	3-30
Rushing Yds	37-176	28-81	TOP	34:25	25:35
Passing	30-23-0	29-24-1	3rd-Dn Conv	9 of 17	6 of 9
Passing Yds	158	323	4th-Dn Conv	0 of 0	0 of 1
Total Offense	334	404	RZ Scores-Chncs	3-3	2-3
Punts (No-Avg)	5-44.0	2-48.5	Sacks By: No-Yds	3-22	1-2
Fumbles-Lost	2-0	2-2			



2006 GAME-BY-GAME

MISSOURI STATE UNI

Oct. 7 UNI-Dome

1st	2st	3rd	4th	Final
0	0	7	0	7
17	0	21	0	38

Time: 2:50

Attendance: 13,843

CEDAR FALLS, Iowa - The University of Northern Iowa football team ran out to an early lead and never looked back, racking up 411 yards of offense on its way to a 38-7 victory over Missouri State on Homecoming at the UNI-Dome.

Eric Sanders completed 10-of-12 passes for 161 yards and tailback Darian Williams ran for 123 yards and his first career touchdown to power the UNI offense. The Panthers' defensive unit, meanwhile, held the Bears to 180 total offensive yards and just one touchdown as UNI opened its Gateway Conference schedule with a victory.

The Panthers wasted no time getting on the board, as Sanders completed a 51-yard pass to James Lindgren for a touchdown on UNI's first play from scrimmage, less than three minutes into the first quarter. Lindgren finished the game with two receptions for 73 yards.

Kicker Brian Wingert stretched the Panther lead to 10-0 on UNI's second drive, driving home a 20-yard field goal. The kick completed a Panther drive covering 78 yards over nine plays in just under four minutes. The Panthers made it 17-0 in short order, capitalizing on a failed fake punt attempt by the Bears that handed UNI the ball on the MSU 19. Whitney Lewis scored from 11 yards out on the drive's second play to give UNI a comfortable lead they held until the half.

Missouri State found the end zone early in the third quarter on a 30-yard touchdown pass from Matt Krapfl to receiver Jeremy Nicholson, but the Panthers were quick to answer. UNI proceeded to slam the door on the Bears with three third-quarter touchdowns.

The game also marked the return to the UNI-Dome of former UNI player and coach Terry Allen, who is in his first season at the helm of the Missouri State program. Allen won

seven consecutive Gateway Conference crowns as head coach of the Panthers from 1990 to 1996.



UNI INDIANA STATE

Oct. 14 Terre Haute, Ind.

Time: 3:04

Attendance: 2,449

TERRE HAUTE, Ind. - The University of Northern Iowa senior placekicker Brian Wingert became the school's all-time leading scorer and the Panthers recorded a 34-14 victory over the Indiana State University Sycamores.

Wingert passed Dedric Ward's 300-point mark with an extra point at the 0:25 mark of the

GAME STATISTICS

	UNI	INS		UNI	INS
1st Downs	29	17	Penalties-Yds	11-131	6-51
Rushing Yds	63-439	23-65	TOP	39:39	20:02
Passing	19-13-0	38-18-2	3rd-Dn Conv	6 of 12	2 of 12
Passing Yds	139	203	4th-Dn Conv	0 of 2	1 of 1
Total Offense	578	268	RZ Scores-Chncs	6-7	2-2
Punts (No-Avg)	3-29.3	8-39.8	Sacks By: No-Yds	2-17	0-0
Fumbles-Lost	2-2	0-0			



0-2; Lindgren, James 1-0; Law, Derrick 1-0; Mahoney, Josh 0-1; Davis, Nick 0-1; Williams, Darian 0-1; Allen, Terrell 0-1; Lewis, Will 0-1. Indiana State-Archie, Scooter 9-11; Price, Rafael 7-6; Everett, Jayden 3-6; Stokes, Prenny 3-6; Logan, Brandon 1-8; Jackson, Bryan 4-1; Jones, Andy 3-2; James, Kyle 3-2; Shaw, Aris 2-3; Miller, Madison 2-3; Goodrich, Jon 2-3; Roberts, Michae 2-1; Woods, Mike 1-2; McCarthy, D.J. 1-2; Dedeaux, Rodney 1-1; Jones, Josh 0-2; Millington, Dan 0-2; Wright, David 0-2; McCray, Jovan 1-0; McDonald, Will 1-0; 53 0-1; Mobley, Chris 0-1; Thomas, Elliot 0-1.

SCORING SUMMARY

Team	Qtr	Time	Scoring play
UNI	1st	00:17	Wingert, Brian 32 yd field goal
UNI	2nd	10:22	Williams, Darian 1 yd run
UNI	2nd	03:31	Williams, Darian 1 yd run
UNI	2nd	00:06	Wingert, Brian 35 yd field goal
INS	3rd	12:48	Schmidt, Ben 1 yd run
UNI	3rd	04:01	Lindgren, James 11 yd run
UNI	3rd	00:25	Sanders, Eric 3 yd run
INS	4th	09:19	Berman, Carl 17 yd pass from Murphy, Reilly

Conversion	Plays-Yards	TOP	UNI	INS
	13-56	5:45	3	0
Wingert, Brian kick	9-52	3:28	10	0
Wingert, Brian kick	10-94	3:42	17	0
	6-61	1:34	20	0
Hooper, Kyle kick	4-18	1:02	20	7
Wingert, Brian kick	8-81	3:25	27	7
Wingert, Brian kick	5-64	2:22	34	7
Hooper, Kyle kick	8-71	1:53	34	14

STATISTICAL LEADERS

RUSHING: Missouri State-McIntosh, RaMel 8-43; Cooper, Michael 9-41; Davis, Gerald 6-23; Congdon, Garrett 2-14; Eversley, Jordan 1-9; Spavital, Jacob 2-3; Davis, Eric 2-0; Krapfl, Matt 3-minus 4. UNI-Williams, Darian 15-123; Lewis, Whitney 12-47; Sanders, Eric 10-46; Bradley, Curt 1-15; Lindgren, James 1-12; Gray, Johnny 1-7; Grace, Patrick 1-2; Law, Derrick 3-minus 2. **PASSING:** Missouri State-Krapfl, Matt 6-12-0-47; Congdon, Garrett 1-3-0-4; Stokes, Nathan 0-1-0-0; Spavital, Jacob 0-1-0-0. UNI-Sanders, Eric 10-14-1-161. **RECEIVING:** Missouri State-Nicholson, Jerem 2-42; Geisz, Chris 1-5; McElvane, Tamark 1-4; Hall, Payne 1-2; Cooper, Michael 1-minus 1; Davis, Eric 1-minus 1. UNI-Gray, Johnny 4-49; Lindgren, James 2-73; Bradley, Curt 2-23; Lewis, Whitney 1-10; Allen, Terrell 1-6. **TACKLES (UA-A):** Missouri State-Wright, Roger 5-1; Radon, Mike 4-1; Goode, Chris 4-0; Harris, Chris 4-0; Lovely, Greg 4-0; Evans, Michael 3-1; McDaniel, Renard 3-0; Johnson, Darryl 3-0; Poole, Jeron 1-2; Colbert, Marcus 0-3; Rone, Sid 2-0; Anthony, Jason 2-0; Sears, Kevin 2-0; Wash, Chris 1-1; Reed, Keith 1-1; Byrd, Derrick 1-1; Dula, Darren 1-0; Harbor, Cory 1-0. UNI-McMoore, Terrell 9-1; Carter, Brannon 5-0; Huygens, Mark 3-1; Schratz, Dave 3-1; Waters, Clifford 3-1; Ruffin, James 3-0; Williams, Andrew 1-0; Lane, Nate 1-0; Mackey, Matt 1-0; Kinney, Chuck 1-0; Lacy, Jordan 1-0; Dokes, Dre 1-0; Lindgren, James 1-0; Allen, Terrell 1-0; Sharp, Matt 0-1; Parsons, Chris 0-1.

GAME STATISTICS

	MSU	UNI		MSU	UNI
1st Downs	8	21	Penalties-Yds	6-57	4-33
Rushing Yds	33-129	44-250	TOP	28:49	31:11
Passing	17-7-0	14-10-1	3rd-Dn Conv	2 of 12	4 of 9
Passing Yds	51	161	4th-Dn Conv	1 of 2	0 of 0
Total Offense	180	411	RZ Scores-Chncs	0-1	5-7
Punts (No-Avg)	9-41.3	2-28.5	Sacks By: No-Yds	2-16	2-14
Fumbles-Lost	5-1	1-1			

SCORING SUMMARY

Team	Qtr	Time	Scoring play	Conversion	Plays-Yards	TOP	MSU	UNI
UNI	1st	12:03	Lindgren, James 51 yd pass from Sanders, Eric	Wingert, Brian kick	1-51	0:25	0	7
UNI	1st	05:15	Wingert, Brian 20 yd field goal		9-78	3:56	0	10
UNI	1st	02:50	Lewis, Whitney 11 yd run	Wingert, Brian kick	2-19	1:10	0	17
MSU	3rd	13:31	Nicholson, Jerem 30 yd pass from Krapfl, Matt	Stokes, Nathan kick	3-34	1:29	7	17
UNI	3rd	10:44	Bradley, Curt 11 yd pass from Sanders, Eric	Wingert, Brian kick	5-33	2:47	7	24
UNI	3rd	05:15	Williams, Darian 4 yd run	Wingert, Brian kick	6-39	2:28	7	31
UNI	3rd	01:23	Lewis, Whitney 2 yd run	Wingert, Brian kick	5-64	1:56	7	38

third quarter. Wingert came into the game with 291 points and added two field goals and four extra points to surpass Ward.

The UNI running game was in full effect as the Panthers eclipsed the 400-plus yard mark on the ground. UNI rushed for 439 yards against the Sycamores. The 439 rushing yards for the Panthers is the most rushing yards gained by UNI since joining the Gateway Football Conference in 1985.

Junior running back Darian Williams rushed for a career-high 174 yards and two touchdowns, while senior wide receiver Curt Bradley also rushed for a career-high with 78 yards on only five carries.

STATISTICAL LEADERS

RUSHING: UNI-Williams, Darian 27-174; Bradley, Curt 5-78; Lewis, Whitney 16-71; Sanders, Eric 6-70; Law, Derrick 6-21; Gray, Johnny 1-11; Lindgren, James 1-11; Grace, Patrick 1-3. Indiana State-Barcliff, Rober 9-35; Gates, Darius 4-21; McCray, Jovan 1-9; Berman, Carl 1-1; Logan, Sam 1-1; Murphy, Reilly 1-minus 1; Schmidt, Ben 6-minus 1. **PASSING:** UNI-Sanders, Eric 13-19-0-139. Indiana State-Schmidt, Ben 12-28-1-103; Murphy, Reilly 6-10-1-100. **RECEIVING:** UNI-Gray, Johnny 3-28; Lindgren, James 3-25; Allen, Terrell 3-24; Williams, Darian 1-46; Law, Derrick 1-7; Lewis, Whitney 1-6; Bradley, Curt 1-3. Indiana State-Logan, Sam 7-69; Berman, Carl 4-53; Jackson, Brian 3-63; Barcliff, Rober 2-17; Gates, Darius 1-2; Thomas, Alexander 1-minus 1. **TACKLES (UA-A):** UNI-Waters, Clifford 4-4; Schratz, Dave 4-3; Kinney, Chuck 3-2; Lacy, Jordan 3-1; Alvarez, Nick 2-2; Evans, Araf 1-3; Parsons, Chris 1-3; Carter, Brannon 2-1; Dokes, Dre 2-1; Huygens, Mark 1-1; Nelson, Nick 1-1; Ruffin, James 1-1; McGaster, Jeff 0-2; Ehigiamusoe, Osayi

UNI YOUNGSTOWN STATE

Oct. 21 Youngstown, Ohio

Time: 2:59

Attendance: 19,321

YOUNGSTOWN, Ohio - The No. 14-ranked University of Northern Iowa Panthers secured a dramatic 31-23 victory over No. 5-ranked Youngstown State in Stambaugh Stadium in front of a homecoming crowd of 19,321.

UNI was able to secure the victory when senior Dre Dokes intercepted his second pass of the game with 1:02 left to play in the fourth quarter. It was UNI's sixth straight victory in the series with Youngstown State.

The story of the game was turnovers. In the first half, neither squad committed a turnover. But the second half included eight total turnovers, Youngstown State turned the ball over five times (four interceptions, fumble) and UNI turned it over three times (two fumbles, interception).

Sophomore returner/wide receiver Johnny Gray jump started the UNI offense with a 44-yard return on the game's opening kickoff. Gray then finished off the drive with a six-yard touchdown grab from junior quarterback Eric Sanders at the 11:49 mark of the first quarter.

The Sanders-to-Gray connection continued in the third quarter when Gray caught a 70-yard touchdown pass from Sanders to put UNI back on top, 24-17. The 70-yard score came at the 10:51 mark of the third quarter and capped a four-play 96-yard drive that took only 1:15 off the clock.

The Panthers were forced to punt with just over five minutes to go in the game leading 24-23. But YSU turned the ball over again when Jason Perry fumbled an Adam Kos punt and senior Dave Schratz recovered the football at the YSU 18-yard line with 5:05 left in the game. Junior Darian Williams rushed over the right side for a 16-yard touchdown run to cap a two-play 18-yard drive with used up 58 seconds on the clock. YSU then drove down and appeared to score with just over a minute to play, but a penalty for an ineligible player down field erased the score. Then Dokes secured his second interception of the game with 1:02 to go.

SCORING SUMMARY

Team	Qtr	Time	Scoring play	Conversion	Plays-Yards	TOP	UNI	YSU
UNI	1st	11:49	Gray, Johnny 6 yd pass from Sanders, Eric	Wingert, Brian kick	8-54	3:11	7	0
YSU	1st	06:34	Palmer, Brian 28 yd field goal		12-69	5:10	7	3
UNI	2nd	14:21	Wingert, Brian 27 yd field goal		14-83	7:01	10	3
UNI	2nd	10:06	Gray, Johnny 15 yd pass from Sanders, Eric	Wingert, Brian kick	4-52	1:23	17	3
YSU	2nd	06:10	Mason, Marcus 9 yd run	Palmer, Brian kick	8-80	3:52	17	10
YSU	3rd	12:15	Mason, Marcus 1 yd run	Palmer, Brian kick	6-80	2:41	17	17
UNI	3rd	10:51	Gray, Johnny 70 yd pass from Sanders, Eric	Wingert, Brian kick	4-96	1:15	24	17
YSU	4th	11:02	Mason, Marcus 1 yd run	TEAM kick blockd	5-14	2:42	24	23
UNI	4th	04:08	Williams, Darian 16 yd run	Wingert, Brian kick	2-18	0:58	31	23

WESTERN ILLINOIS UNI

Oct. 28 UNI-Dome

Time: 2:55

Attendance: 11,058

CEDAR FALLS, Iowa - The No. 7-ranked University of Northern Iowa Panthers suffered their first Gateway Football Conference loss of the season against Western Illinois University. Following a close first half the Panthers were unable to produce any points in the third and fourth quarters and fell 24-13 to the Leathernecks.

UNI's first drive of the game produced a 20-yard field goal from Brian Wingert to give the Panthers a quick 3-0 lead. Junior safety Chris Parsons set up the Panthers with a short field after he intercepted a Steve LaFalce pass on WIU's fifth offensive play of the game.

WIU was quick to return as it went 44 yards in 12 plays resulting in a 53-yard field goal by Taylor Rowan. After a punt from UNI the Leathernecks' LaFalce completed a 50-yard drive with a 14-yard pass to receiver Jarrell Johnson for their first touchdown and a 10-3 Leatherneck lead.

Midway through the second quarter the Panthers found success on offense. UNI finished off a 67-yard drive in just nine plays with a 24-yard touchdown pass to tight end Ross Hannam. Western Illinois regained the lead on a 10-play 80-yard drive that was capped by a 12-yard touchdown pass from LaFalce to Alex Douglas.

The Panthers would answer back right before the halftime gun on a 40-yard field goal by Wingert. The three-pointer left the Panthers trailing, 17-13, at the intermission.

Both teams were held scoreless in the third quarter. The Panthers were able to keep the Leathernecks within reach most of the fourth quarter. But the Panther offense could not sustain a drive and the Leathernecks were able to finish off UNI with a five-yard touchdown run by Alex Douglas with only 1:10 left in the game.



SCORING SUMMARY

Team	Qtr	Time	Scoring play	Conversion	Plays-Yards	TOP	WIU	UNI
UNI	1st	09:37	Wingert, Brian 20 yd field goal		4-9	2:12	0	3
WIU	1st	04:45	Rowan, Taylor 53 yd field goal		12-44	4:52	3	3
WIU	1st	00:05	Johnson, Jarrell 14 yd pass from LaFalce, Steve	Rowan, Taylor kick	5-50	2:10	10	3
UNI	2nd	07:14	Hannam, Ross 24 yd pass from Sanders, Eric	Wingert, Brian kick	9-67	3:46	10	10
WIU	2nd	02:00	Douglas, Alex 12 yd pass from LaFalce, Steve	Rowan, Taylor kick	10-80	5:11	17	10
UNI	2nd	00:02	Wingert, Brian 40 yd field goal		9-55	1:53	17	13
WIU	4th	01:10	Douglas, Alex 5 yd run	Rowan, Taylor kick	2-5	0:33	24	13

STATISTICAL LEADERS

RUSHING: UNI-Williams, Darian 19-106; Lewis, Whitney 5-14; Gray, Johnny 1-10; Sanders, Eric 6-6; Lewis, Corey 1-2; TEAM 1-minus 4. Youngstown State-Mason, Marcus 33-172; Zetts, Tom 3-13; Gibson, M. 1-4; Ison, Demetrius 1-3. **PASSING:** UNI-Sanders, Eric 19-27-1-291. Youngstown State-Zetts, Tom 17-30-4-208. **RECEIVING:** UNI-Gray, Johnny 7-160; Lindgren, James 5-56; Bradley, Curt 3-32; Allen, Terrell 2-22; Hannam, Ross 1-18; Williams, Darian 1-3. Youngstown State-Irizarry, Louis 4-31; Cayson, Josh 3-52; Gibson, M. 2-45; Peterson, T.J. 2-30; Berry, Rory 2-18; Bush, Derrick 2-18; Horne, D. 1-7; Mason, Marcus 1-7. **TACKLES (UA-A):** UNI-Parsons, Chris 6-5; Dokes, Dre 5-2; Schratz, Dave 4-3; Carter, Brannon 1-6; Waters, Clifford 3-3; Tharp, Matt 3-2; Kinney, Chuck 2-3; Ruffin, James 1-3; Alvarez, Nick 1-3; Huygens, Mark 1-2; Lacy, Jordan 1-2; Pedescleaux, Everette 2-0; Lewis, Will 0-2; Wingert, Brian 1-0; Hoffman, Eric 1-0; Kirk, Justin 0-1; McMoore, Terrell 0-1. Youngstown State-Perry, Jason 4-5; Chenault, Dorian 5-3; Terry, James 4-3; Phelan, Jim 4-1; Koval, Jeff 4-1; Savage, Mychal 1-4; Simons, Roshon 2-2; Banford, Myles 2-2; Jackson, Codera 1-3; Goffer, Chris 2-1; Hutchinson, M. 1-2; Jacobs, Greg 1-1; Reams, Justin 1-0; Horne, D. 1-0; Richards, Jarvis 1-0; Booth, Tyler 1-0; Lee, Jamel 0-1; Lykes-Knight, B. 0-1; Barlak, Mike 0-1; Gliatta, Vince 0-1.

GAME STATISTICS

	UNI	YSU		UNI	YSU
1st Downs	20	23	Penalties-Yds	3-21	8-60
Rushing Yds	33-134	38-192	TOP	27:51	32:09
Passing	27-19-1	30-17-4	3rd-Dn Conv	6 of 11	2 of 10
Passing Yds	291	208	4th-Dn Conv	0 of 0	1 of 1
Total Offense	425	400	RZ Scores-Chncs	4-4	4-5
Punts (No-Avg)	3-37.0	3-38.7	Sacks By: No-Yds	0-0	2-7
Fumbles-Lost	4-2	1-1			



STATISTICAL LEADERS

RUSHING: Western Illinois-Donaldson, Herb 26-107; Douglas, Alex 5-28; LaFalce, Steve 2-2; Payne, J.J. 1-1; Amiker, Fred 1-minus 11. UNI-Lewis, Corey 11-37; Gray, Johnny 1-19; Sanders, Eric 9-13; Williams, Darian 4-4; Lindgren, James 1-minus 2. **PASSING:** Western Illinois-LaFalce, Steve 22-34-1-226. UNI-Sanders, Eric 20-36-0-201; TEAM 0-2-0-0. **RECEIVING:** Western Illinois-Thomas, Marco 9-107; Douglas, Alex 5-37; Johnson, Jarrell 3-27; Anderson, Paul 2-22; Donaldson, Herb 2-21; Zwierzynski, JR 1-12. UNI-Lewis, Corey 6-78; Hannam, Ross 3-43; Lindgren, James 3-33; Gray, Johnny 3-22; Bradley, Curt 3-16; Williams, Darian 2-9. **TACKLES (UA-A):** Western Illinois-Bennett, Jerome 7-2; Williams, Jason 6-1; Khaleel, Fu'ad 5-2; Dudczak, Buddy 4-1; Woodard, Milan 3-2; Hodges, Robert 3-2; Stoudamire, P. 4-0; Boone, Darron 2-0; Townsend, Buck 2-0; Riley, Chris 1-0; Schultz, Daniel 1-0; Tompo, Trokon 1-0; LaFalce, Steve 1-0; Warner, Matt 1-0. UNI-Schatz, Dave 11-1; Waters, C. 5-5; Carter, Brannon 7-2; Kinney, Chuck 7-1; Parsons, Chris 4-2; Alvarez, Nick 4-0; Dokes, Dre 3-1; Lindgren, James 2-0; Lacy, Jordan 1-1; Tharp, Matt 1-0; Lewis, Will 1-0; McGaster, Jeff 1-0; Huygens, Mark 1-0; Pedescleaux, Everette 0-1.

GAME STATISTICS

	WIU	UNI		WIU	UNI
1st Downs	22	15	Penalties-Yds	5-35	5-35
Rushing Yds	35-127	26-71	TOP	33:55	26:05
Passing	34-22-1	38-20-0	3rd-Dn Conv	8 of 15	8 of 17
Passing Yds	226	201	4th-Dn Conv	0 of 0	0 of 1
Total Offense	353	272	RZ Scores-Chncs	3-4	1-2
Punts (No-Avg)	3-40.0	6-35.8	Sacks By: No-Yds	3-33	1-2
Fumbles-Lost	1-0	0-0			

2006 GAME-BY-GAME

WESTERN KENTUCKY UNI

Nov. 4 UNI-Dome

Time: 3:00

Attendance: 8,756

CEDAR FALLS, Iowa - The University of Northern Iowa football team rallied for 21 fourth-quarter points and used a late defensive stand to hold off Western Kentucky Saturday in the UNI-Dome, scoring a 31-20 victory over the Hilltoppers.

Just as in last season's exciting 23-20 win in double overtime against the Hilltoppers, the Panthers required late game heroics to stave off Western Kentucky. With the visitors leading 17-10, UNI put together an impressive scoring march to knot the score at 17. Tailback Darian Williams capped the 13-play, 73-yard drive with a 1-yard touchdown plunge.

The Hilltoppers answered with a drive deep into UNI territory midway through the fourth quarter. With the WKU offense poised to score, defensive tackle Mark Huygens sacked Western Kentucky quarterback Justin Haddix to force the Hilltoppers to settle for a field goal. The 36-yard kick by Chris James gave WKU the lead back at 20-17 with 7:52 to play.

The Panthers responded by going 80 yards in just 2:43 to seize the first lead since a 10-3 advantage late in the first half. Terrell Allen put the Panthers on top 24-20 by hauling in an Eric Sanders pass and taking it 56 yards for a touchdown with 5:03 left in the game.

A defensive stand by the Panthers enabled offense to seal the win by on a pair of big runs by Corey Lewis. The second went for 30 yards to the end zone to push the Panthers' lead to the final margin of victory.



1st	2st	3rd	4th	Final
3	7	7	3	20
7	3	0	21	31

STATISTICAL LEADERS

RUSHING: Western Kentucky-Moore, Lerron 19-83; McCloud, Andrew 5-17; Haddix, Justin 6-minus 25. UNI-Lewis, Corey 20-123; Williams, Darian 15-68; Sanders, Eric 4-32; Bradley, Curt 3-19; Gray, Johnny 1-10; TEAM 1-minus 1. **PASSING:** Western Kentucky-Haddix, Justin 15-29-1-209. UNI-Sanders, Eric 16-23-0-197. **RECEIVING:** Western Kentucky-Quinn, Jessie 4-62; Moore, Lerron 4-39; Tamme, Seth 3-39; Hamilton, C. 2-46; Holland, Jared 1-13; Jones, Jamar 1-10. UNI-Gray, Johnny 4-46; Hannam, Ross 4-23; Bradley, Curt 3-32; Allen, Terrell 2-71; Williams, Darian 1-17; Williams, V. 1-7; Lindgren, James 1-1. **TACKLES (UA-A):** Western Kentucky-Lewis, Andre 9-2; Hedges, Jon 7-0; Rumph, Marion 5-2; Smith, Bo 4-1; Boyd, Blake 3-1; Stephens, Clay 3-0; Bear, Dusty 3-0; Fitzgerald, B. 2-1; Carter, J. 2-1; Watters, Travis 2-1; Cline, Dan 2-0; Etheridge, R. 1-1; Misaelofua, O. 1-0; Moore, Lerron 1-0; Mason, Brandon 1-0; Sexton, Sam 1-0; Cassity, Ross 1-0; Pressley, Lloyd 1-0. UNI-Parsons, Chris 5-3; Waters, Clifford 5-3; Ruffin, James 4-1; Dokes, Dre 3-2; Huygens, Mark 4-0; Lacy, Jordan 4-0; Williams, Andrew 1-3; Schratz, Dave 3-0; Alvarez, Nick 2-1; Pedescleaux, Everett 1-1; Tharp, Matt 1-0; Carter, Brannon 1-0; Lewis, Will 1-0.

GAME STATISTICS

	WKU	UNI		WKU	UNI
1st Downs	18	25	Penalties-Yds	10-68	11-122
Rushing Yds	30-75	44-251	TOP	27:15	32:45
Passing	29-15-1	23-16-0	3rd-Dn Conv	4 of 12	6 of 10
Passing Yds	209	197	4th-Dn Conv	1 of 2	1 of 1
Total Offense	284	448	RZ Scores-Chncs	3-3	3-4
Punts (No-Avg)	3-39.3	1-62.0	Sacks By: No-Yds	0-0	5-29
Fumbles-Lost	2-0	1-1			

SCORING SUMMARY

Team	Qtr	Time	Scoring play	Conversion	Plays-Yards	TOP	WKU	UNI
WKU	1st	04:37	James, Chris 34 yd field goal		11-44	5:15	3	0
UNI	1st	00:50	Gray, Johnny 10 yd run	Wingert, Brian kick	9-76	3:39	3	7
UNI	2nd	02:06	Wingert, Brian 22 yd field goal		19-74	11:27	3	10
WKU	2nd	00:43	Hamilton, C. 35 yd pass from Haddix, Justin	James, Chris kick	6-68	1:13	10	10
WKU	3rd	01:54	Holland, Jared 13 yd pass from Haddix, Justin	James, Chris kick	11-74	4:38	17	10
UNI	4th	11:52	Williams, Darian 1 yd run	Wingert, Brian kick	13-73	4:52	17	17
WKU	4th	07:52	James, Chris 36 yd field goal		7-38	3:48	20	17
UNI	4th	05:03	Allen, Terrell 56 yd pass from Sanders, Eric	Wingert, Brian kick	6-80	2:43	20	24
UNI	4th	01:32	Lewis, Corey 30 yd run	Wingert, Brian kick	2-45	0:43	20	31

UNI SOUTHERN ILLINOIS

Nov. 11 Carbondale, Ill

Time: 2:55

Attendance: 7,422

CARBONDALE, Ill. - The No. 14-ranked Southern Illinois Salukis started quickly and never looked back in a 47-23 victory over the No. 12-ranked University of Northern Iowa.

SIU was led by Arkee Whitlock's four rushing touchdowns and 180 rushing yards. Saluki quarterback Nick Hill also passed for two touchdown passes on 12-of-15 passing. SIU jumped to a 30-13 lead in the second quarter and forced UNI to play catch up the rest of the way, but the Panthers got no closer than 14 points.

Southern Illinois struck first on the scoreboard with a 20-yard touchdown pass from quarterback Nick Hill to tight end Braden Jones. UNI also scored on its first possession of the game on a 1-yard plunge by sophomore running back Corey Lewis. However, SIU blocked the

GAME STATISTICS

	UNI	SIU		UNI	SIU
1st Downs	20	24	Penalties-Yds	7-62	2-20
Rushing Yds	39-211	47-221	TOP	27:24	32:36
Passing	24-15-3	16-12-0	3rd-Dn Conv	6 of 12	6 of 10
Passing Yds	204	172	4th-Dn Conv	1 of 3	1 of 2
Total Offense	415	393	RZ Scores-Chncs	4-5	7-7
Punts (No-Avg)	1-27.0	1-39.0	Sacks By: No-Yds	0-0	3-17
Fumbles-Lost	1-0	0-0			

SCORING SUMMARY

Team	Qtr	Time	Scoring play	Conversion	Plays-Yards	TOP	UNI	SIU
SIU	1st	10:36	Jones, Braden 20 yd pass from Hill, Nick	Coffin, Craig kick	9-83	4:24	0	7
UNI	1st	06:55	Lewis, Corey 1 yd run	Wingert, Brian kick blockd	8-78	3:31	6	7
SIU	1st	06:55	Moe, Trevor PAT return				6	9
SIU	1st	05:10	Turner, Alan 19 yd pass from Hill, Nick	Coffin, Craig kick	3-26	1:29	6	16
UNI	1st	02:42	Allen, Terrell 19 yd pass from Sanders, Eric	Wingert, Brian kick	7-69	2:17	13	16
SIU	2nd	13:39	Whitlock, Arkee 1 yd run	Coffin, Craig kick	9-71	3:53	13	23
SIU	2nd	06:45	Whitlock, Arkee 4 yd run	Coffin, Craig kick	11-55	4:56	13	30
UNI	3rd	06:50	Rausa, Nathan 32 yd field goal		16-66	8:07	16	30
SIU	3rd	02:03	Whitlock, Arkee 5 yd run	Coffin, Craig kick	9-61	4:29	16	37
UNI	4th	14:53	Lewis, Corey 8 yd run	Rausa, Nathan kick	5-80	2:06	23	37
SIU	4th	09:50	Coffin, Craig 27 yd field goal		11-67	4:49	23	40
SIU	4th	02:01	Whitlock, Arkee 11 yd run	Coffin, Craig kick	3-31	1:35	23	47

Panthers' extra point attempt and the Salukis' Trevor Moe returned it for two points.

SIU used the momentum on the blocked extra point and used that to key a 67-yard kick return by Arkee Whitlock to put the Salukis in scoring position at the UNI 26-yard line. SIU found the end zone quickly on a 19-yard touchdown pass from Hill to Alan Turner. The first-quarter shootout continued with the Panthers reaching the end zone on a 19-yard scoring pass from junior quarterback Eric Sanders to junior wide receiver Terrell Allen. Wingert added the PAT to pull the Panthers to within 16-13 with 2:42 left in the first quarter.

Whitlock scored on a one-yard run at the 13:39 mark of the second quarter. Whitlock's six-pointer gave SIU a 23-13 advantage. Southern Illinois forced the first miscue of the contest when cornerback Brandon Bruner intercepted a Sanders pass with 11:59 left in the second quarter. SIU made the most of the turnover by marching down the field and scoring on another run by Whitlock. This time Whitlock scored from four yards out to extend the lead to 30-13 with 6:45 left in the second quarter.

STATISTICAL LEADERS

RUSHING: UNI-Lewis, Corey 21-120; Williams, Darian 11-81; Lindgren, James 1-6; Sanders, Eric 6-4. Southern Illinois-Whitlock, Arkee 40-180; Hill, Nick 3-26; Randle, John 4-15. **PASSING:** UNI-Sanders, Eric 15-24-3-204. Southern Illinois-Hill, Nick 12-15-0-172; Ravanesi, Scott 0-1-0-0. **RECEIVING:** UNI-Gray, Johnny 4-69; Hannam, Ross 4-25; Allen, Terrell 2-78; Lindgren, James 2-13; Lewis, Corey 2-13; Bradley, Curt 1-6. Southern Illinois-Jones, Braden 4-85; Burgess, Rick 4-24; Goforth, Phil 2-36; Turner, Alan 2-27. **TACKLES (UA-A):** UNI-Williams, Andrew 9-1; Carter, Brannon 4-3; Parsons, Chris 4-3; Waters, C. 3-4; Dokes, Dre 5-0; Schratz, Dave 2-3; Alvarez, Nick 2-2; Huygens, Mark 3-0; Pedescleaux, Everett 2-1; Ehigiamusoe, Osayi 2-0; McGaster, Jeff 2-0; Ruffin, James 1-1; Kinney, Chuck 1-1; Davis, Nick 1-1; Tharp, Matt 1-0; Lacy, Jordan 1-0; Mahoney, Josh 0-1; Wingert, Brian 0-1. Southern Illinois-Bruner, Brandon 8-0; Moe, Trevor 5-2; Johnson, C. 4-3; Heaston, Marlon 1-4; Gainer, Jemere 1-4; Wims, Lorenzo 2-2; Thurston, J. 0-4; Williams, A. 3-0; Mixon, Chauncey 3-0; Turner, Craig 3-0; King, Micah 2-1; Jordan, Brandin 1-2; Harruff, Kyle 1-0; Williams, B. 1-0; Patton, Ryan 1-0; Wallace, A.J. 1-0; Colletti, Tony 1-0; Reese, Devon 1-0; Rodgers, Marty 0-1; Luster, Larry 0-1; Lundy, Ian 0-1; Morris, Bryce 0-1.



ILLINOIS STATE
UNI

Nov. 18 UNI-Dome

Time: 2:55

Attendance: 10,827

CEDAR FALLS, Iowa - Seniors Dre Dokes and Dave Schratz led an opportunistic defensive effort to help the University of Northern Iowa football team streak past sixth-ranked Illinois State to the tune of 38-27 on senior night. The Panther defense forced four turnovers while the offense tallied its highest point total in over a month.

Brian Wingert's kick capped off a seven-play, 80-yard scoring drive, and put UNI up 7-0 early in the first quarter after Corey Lewis' one-yard plunge. The Redbirds replied with an 80-yard scoring drive of their own and tied the game with a four-yard score by Pierre Rembert.

Both teams traded unsuccessful drives before Sanders connected with Darian Williams on a 45-yard touchdown pass to put the Panthers up 28-7. The Redbirds answered with a methodic 10-play, 81-yard scoring drive that burned the remainder of the second quarter. The extra point was blocked, putting the score at 28-13 UNI at the half.

ISU opened the second half with a 57-yard scoring drive to cut the UNI lead to eight. The third quarter ended with the score 28-20. A one-yard touchdown dive by Sanders gave the Panthers a 15-point cushion, but ISU answered with a 31-yard touchdown reception from Drone to Rembert to keep the game in reach, Wingert split the uprights with a 21-yard field goal on

the ensuing Panther possession to give UNI a 38-27 advantage late in the fourth period. A late Dokes interception preserved the lead and the Panthers left with a 38-27 victory.



SCORING SUMMARY

Team	Qtr	Time	Scoring play	Conversion	Plays-Yards	TOP	ILS	UNI
UNI	1st	07:31	Lewis, Corey 1 yd run	Wingert, Brian kick	7-80	2:43	0	7
ILS	1st	04:15	Rembert, Pierre 4 yd run	Mazur, Kevin kick	6-80	3:16	7	7
UNI	1st	01:05	Williams, Victor 34 yd pass from Sanders, Eric	Wingert, Brian kick	1-34	0:16	7	14
UNI	2nd	14:27	Gray, Johnny 57 yd pass from Williams, Victor	Wingert, Brian kick	1-57	0:28	7	21
UNI	2nd	05:09	Williams, Darian 45 yd pass from Sanders, Eric	Wingert, Brian kick	1-45	0:17	7	28
ILS	2nd	00:49	Rice, Rafael 2 yd run		10-81	4:20	13	28
ILS	3rd	09:34	Rembert, Pierre 1 yd run	Mazur, Kevin kick	10-57	5:19	20	28
UNI	4th	14:02	Sanders, Eric 1 yd run	Wingert, Brian kick	10-80	4:06	20	35
ILS	4th	10:23	Rembert, Pierre 31 yd pass from Drone, Luke	Mazur, Kevin kick	8-66	3:27	27	35
UNI	4th	06:37	Wingert, Brian 21 yd field goal		8-50	3:36	27	38

STATISTICAL LEADERS

RUSHING: Illinois State-Rembert, Pierre 38-210; Rice, Rafael 4-24; Drone, Luke 1-minus 6. UNI-Lewis, Corey 16-113; Williams, Darian 12-91; Sanders, Eric 8-32; Lindgren, James 4-18; Gray, Johnny 1-4. **PASSING:** Illinois State-Drone, Luke 19-29-2-258; Passarelli, Dan 0-1-1-0; TEAM 0-1-0-0. UNI-Sanders, Eric 6-9-0-98; Williams, Victor 1-1-0-57. **RECEIVING:** Illinois State-Mordis, Dave 5-53; Horton, Jason 4-49; Rourke, Jake 3-23; Robinson, Lauren 2-90; Rembert, Pierre 2-36; Jackson, Pierre 2-4; Drone, Luke 1-3. UNI-Gray, Johnny 2-59; Williams, Darian 1-45; Williams, Victor 1-34; Allen, Terrell **TACKLES (UA-A):** Illinois State-Campbell, Niall 9-0; Tate, Jason 5-0; Caesar, Jesse 4-1; Siskowic, Camero 4-1; Temple, James 4-0; Nelson, Tom 3-0; Stewart, Kye 3-0; Thomas, Jarek 3-0; Mazur, Kevin 2-0; Martindale, Just 2-0; Filin, Alex 2-0; Tate, Ronnie 2-0; Wilson, Brandon 1-0; Stevenson, James 1-0; Roberts, Garry 1-0. UNI-Schatz, Dave 7-2; Lewis, Will 6-2; Carter, Brannon 5-2; Alvarez, Nick 5-0; Parsons, Chris 5-0; Tharp, Matt 4-1; Lacy, Jordan 4-1; Dokes, Dre 3-1; Ruffin, James 3-1; Williams, Andrew 3-0; Huygens, Mark 2-1; Nelson, Nick 1-1; Kirk, Justin 1-1; Kinney, Chuck 1-1; Bradley, Curt 1-0; McMoore, Terrell 1-0; Law, Derrick 1-0. 1-12; Lewis, Corey 1-4; Hannam, Ross 1-1.

GAME STATISTICS

	ILS	UNI		ILS	UNI
1st Downs	23	17	Penalties-Yds	3-35	8-47
Rushing Yds	43-228	41-258	TOP	33:21	26:39
Passing	31-19-3	10-7-0	3rd-Dn Conv	7 of 11	4 of 9
Passing Yds	258	155	4th-Dn Conv	1 of 1	0 of 0
Total Offense	486	413	RZ Scores-Chncs	3-4	3-4
Punts (No-Avg)	3-44.3	4-43.0	Sacks By: No-Yds	3-23	1-6
Fumbles-Lost	1-1	1-1			



UNIVERSITY

OUTLOOK

STAFF

PLAYERS

OPPONENTS

REVIEW

RECORD BOOK

PROGRAM

BLACK SHIRTS

The Black Shirts is an organization of **10 FOOTBALL PLAYERS** chosen by the coaching staff for their **CHARACTER**. They are **LEADERS** within their individual segments, not only **DURING THE SEASON**, but **DURING THE OFF-SEASON** and **DURING PRACTICE**.

They are individuals who the **OTHER PLAYERS LOOK UP TO AND RESPECT**.

The Black Shirts helps identify the **GOALS** and **EXPECTATIONS** of the **TEAM**.

THE 10 COMMANDMENTS

I

THOU SHALT **STAY FOCUSED** AT ALL TIMES.

II

THOU SHALT **COMPETE AND ATTACK** ON ALL CYLINDERS.

III

THOU SHALT **KEEP A POSITIVE OUTLOOK** AT ALL TIMES.

IV

THOU SHALT **APPROACH EACH DAY** WITH **GREAT DISCIPLINE**.

V

THOU SHALT APPROACH THIS GAME WITH
GREAT ENTHUSIASM AND INTENSITY.

VI

THOU SHALT **ALWAYS FINISH STRONG.**

VII

THOU SHALT ALWAYS REMEMBER THAT
ACTIONS SPEAK LOUDER THAN WORDS.

VIII

THOU SHALT ALWAYS **MEAN IT, BELIEVE IT, OR DON'T DO IT.**

IX

THOU SHALT PLACE **GREAT EMPHASIS ON THE FOURTH QUARTER.**

X

THOU SHALT **NEVER MISS A WORKOUT.**



UNI FOOTBALL RECORD BOOK

Individual Records	96-99
Team Records	100-101
Annual Leaders	102-108
Misc Records	109
Annual Team Yardage	110
FCS Playoff/Championship History	111
All-Time Gateway Football	
Conference Standings	112
UNI Postseason Records	113
National Stat Leaders	114-115
Honor Roll	116-117
All-Time All-Conference	118-119
Captains	120
All-Americans	121
Panthers in the Pros	122-123
Postseason Appearances	125-130
FCS National Polls	131-132
All-Time Lettermen	132-135
All-Time Coaches	136
Yearly Records	137
Year-by-Year Results	138-143

**Led nation

RUSHING

Attempted

Game: 47, Steve Harris vs. Northwest Missouri State (1984)

Season: 304, Terrance Freeney (2003)

Career: 750, Jeff Stovall (1993-96)

Yards Gained Rushing

Game: 382, Kelly Ellis vs. Western Illinois (1979)**

Season: 1,383, Adam Bengé (2001)

Career: 3,452, Jeff Stovall (1993-96)

Rushing TDs

Game: 4, Art Landau vs. Morningside (1953); Randy Schultz vs. South Dakota (1965); Terry Allen vs. Nebraska-Omaha (1976); Kelly Ellis vs. South Dakota (1977); Terry Allen vs. North Dakota (1978); Adam Bengé vs. Youngstown State (1998)

Season: 17, David Horne (2005)

Career: 46, Jeff Stovall (1993-96)

Longest TD Run

98, Arnold Paulsen vs. Augustana (1951)

Longest Running Play from Scrimmage

98, Arnold Paulsen vs. Augustana (1951)

PASSING

Attempted

Game: 69, Ryan Helming at Western Illinois (1999)

Season: 403, Ryan Helming (1999)

Career: 1,093, Ryan Helming (1997-2000)

Completed

Season: 253, Ryan Helming (1999)

Career: 662, Ryan Helming (1997-00)

Consecutive Games with TD Pass

Individual: 20, Ryan Helming (1998-2000)

Longest TD Pass

99, Jay Johnson to Kenny Shedd (vs. Oklahoma State, 1990)

TD Passes Thrown

Game: 6, Mike Smith vs. McNeese State (1986)

Season: 31, Ryan Helming (1999)

Career: 77, Ryan Helming (1997-2000)

Passes Had Intercepted

Game: 6, Al Wichtendahl vs.

Augustana (1970); Ryan Helming at Western Illinois (1999)

Season: 26, Steve Sandon (1981)

Career: 60, Steve Sandon (1978-81)

Yards Gained Passing

Game: 541, Ryan Helming at Western Illinois (1999)

Season: 3,469, Ryan Helming (1999)

Career: 9,089, Ryan Helming (1997-2000)

Most Yards Passing As

Freshman: 1,307, Eric Sanders (2004)

Sophomore: 2,929, Eric Sanders (2005)

Junior: 3,469, Ryan Helming (1999)

Senior: 3,145, Ryan Helming (2000)

TOTAL OFFENSE

Total Attempts

Game: 72, Ryan Helming at Western Illinois (1999)

Season: 465, Mike Smith (1985)

Career: 1,298, Mike Smith (1984-1987)

Yards Gained

Game: 548, Ryan Helming at Western Illinois (1999)

Season: 3,469, Ryan Helming (1999)

Career: 9,217, Ryan Helming (1997-2000)

RECEPTIONS

Passes Caught

Game: 16, Eddie Galles vs. Southern Illinois (2003)

Season: 86, Mike Furrey (1998)

Career: 249, Eddie Berlin (1997-2000)

Consecutive Games With a Catch
44, Eddie Berlin (1997-2000)

Yards Gained Passes Caught

Game: 286, Mike Furrey at Western Illinois (1999)

Season: 1,556, Dedric Ward (1996)

Career: 4,539, Dedric Ward (1993-96)

Longest Reception

99, Jay Johnson to Kenny Shedd (1990, vs. Oklahoma State)

TD Passes Caught

Game: 4, Dick Beetsch vs. South Dakota (1954); Dedric Ward vs. Western Illinois (1995)

Season: 16, Eddie Berlin (2000)

Career: 50, Dedric Ward (1993-96)

Consecutive Games Reception TDs

7, Dedric Ward (1994-95); Eddie Berlin (2000)

SCORING

TDs Scored

Game: 4, Randy Schultz vs. South Dakota (1965); Dick Beetsch vs. South Dakota (1954); Art Landau vs. Morningside (1953); Terry Allen vs. Nebraska-Omaha (1976); Kelly Ellis vs. South Dakota (1977); Terry Allen vs. North Dakota (1978); Dedric Ward vs. Western Illinois (1995); Adam Bengé vs. Youngstown State (1998)

Season: 19, David Horne (2005)

Career: 50, Dedric Ward (1993-1996)

PATs Scored

Game: 11, Doug Jackson vs. Wayne State (1988)

Season: 51, Brian Wingert (2005)

Career: 151, Brian Wingert (2003-2006)

Consecutive PATs Scored

101, Brian Mitchell (1989-91)

Points Scored

Game: 24, Randy Schultz vs. South Dakota (1965); Dick Beetsch vs. South Dakota (1954); Art Landau vs. Morningside (1953); Terry Allen vs. Nebraska-Omaha (1976), vs. North Dakota (1978); Kelly Ellis vs. South Dakota State (1977); Dedric Ward vs. Western Illinois (1995); Adam Bengé vs. Youngstown State (1998)

Season: 116, Carl Boyd (1985)

Career: 331, Brian Wingert (2003-2006)

Consecutive Games Scoring Points

36, Brian Wingert (2003-2006)

Most Points Scored by a Kicker

Game: 18, Brian Mitchell (vs. Idaho, 1991)

Season: 109, Brian Mitchell (1990)

Career: 331, Brian Wingert (2003-2006)

Most Points Scored by Kicking Per Game, Season

9.9, Brian Mitchell (1990)**

FIELD GOALS

Longest Field Goal

59, MacKenzie Hoambrecker (vs. Southwest Missouri State, 2002)

Field Goals Attempted

Game: 6, MacKenzie Hoambrecker vs. Cal Poly (2002)

Season: 30, Mike Molstead (1984)

Career: 79, Brian Wingert (2003-2006)

Field Goals Made

Game: 5, Brian Mitchell vs. Idaho (1991); MacKenzie Hoambrecker vs. Cal Poly, vs. Youngstown State (2002)

Season: 26, Brian Mitchell (1990)**

Career: 60, Brian Wingert (2003-2006)

Consecutive Field Goals Made

Season: 21, Brian Mitchell (1990)**

Career: 26, Brian Mitchell (1990-91)

Highest Percentage Field Goals Made, Season

.964, Brian Mitchell (1990)**

Highest Percentage Field Goals Made Under 40 Yards, Season

100, Brian Mitchell (1990)**; Scott Obermeier (1992); Brian Wingert, Brian Stegall (2003); Brian Wingert (2004)

Most Times Kicking Three Field Goals in a Game, Season

7, Brian Mitchell (1990)**

Most Times Kicking Two or More Field Goals in a Game, Season

10, Brian Mitchell (1990)**

PUNTING

Punting Average

Game: 52.0, Derrick Frost vs. Western Kentucky (2002)

Season: 43.6, Derrick Frost (2002)

Career: 41.75, Clay Netusil (1984-1986)

Most Punts

Game: 13, Clay Netusil vs.

Youngstown State (1984)

Season: 79, Mike Johnson (1982)

Career: 201, Mike Johnson (1980-83)

Most Punt Yardage

Season: 3,322, Tim Mosley (1992)

Career: 8,169, Mike Johnson (1980-83)

Longest Punt

78, Mike Butler vs. Augustana (1972);

76, Tim Mosley vs. Indiana State (1992)

BLOCKED KICKS

Game: 2, David Gunn vs. Cal Poly (PATs)(2000); Carlos Dallis vs.

Southern Illinois (Punts)(2000)

Season: 4, Brent Browner (2001)

Career: 7, Brent Browner (1998-01)

RETURNS

Interceptions

Game: 3, Nelson Converse vs. Morningside (1972); Randy Junkman vs. Augustana (1971); Lynn King vs. Augustana (1966); Bruce Montgomery vs. North Dakota (1964); Dave Cox vs. South Dakota (1960); Leo Kagan vs. Truman State (1939); Nick Maragos vs. Morningside (1975); Mike Smiley vs. Eastern Illinois (1979); Tyree Talton vs. Iowa (1995)

Season: 8, Bill Smith (1967); Willie Beamon (1990)

Career: 20, Mike Woodley (1970-73)

Yards, Intercepted Passes
(Since 1981) (From Coaches' Film)

Game: 110, Willie Beamon (vs. Eastern Illinois, 1989)

Season: 212, Ryan Doak (2000)

Career: 310, Ryan Doak (1997-2000)

Longest Interception Return

100, Moses Aimable (vs. Western Illinois, 1985); Ryan Doak (vs. Indiana State, 2000)

Longest Kickoff Return

100, Ben McCabe vs. Coe (1939-TD); Craig Nordlie vs. Drake (1981-TD)

Most Kickoff Return Yards

Game: 197, Tyree Talton (vs. Iowa State, 1996)

Season: 927, Tyree Talton (1996)

Career: 2,223, Tyree Talton (1995-98)

Longest Punt Return

93, Joe Fuller vs. Wisconsin-Whitewater (1984)

Most Punt Return Yards

Game: 131, Milo Popovic (vs. Wayne State, 1988)

Season: 525, Milo Popovic (1989)

Career: 1,131, Kenny Shedd (1989-92)



Matt Peterson



John Hermann

TOP 10 SINGLE-GAME DEFENSIVE RECORDS



Joe Anderson



Matt Pedersen

Total Tackles

1. 25 Joe Anderson vs. Idaho, 9-19-81
2. 23 Marcus Easter vs. Iowa State, 10-21-96
Matt Pedersen vs. Youngstown State, 10-23-99
4. 22 Adam Vogt vs. Youngstown State, 10-14-00
5. 21 John Root vs. North Dakota State, 11-6-82
6. 20 Mark Farley vs. Illinois State, 11-22-86
Jarvis Phillips vs. Western Kentucky, 10-5-02
8. 19 Scott Durlinger vs. Eastern Illinois, 10-8-94
Matt Pedersen vs. Youngstown State, 11-7-98
Adam Vogt vs. Ball State, 9-22-01

Solo Tackles

1. 16 Matt Pedersen vs. Western Illinois, 11-13-99
2. 15 William Freeney vs. Morgan State, 10-5-91
3. 14 Chris Stimmel vs. Ball State, 9-22-01
Peter Burns vs. Eastern Illinois, 11-7-92
James Jones vs. Iowa State, 9-9-90
Chris Klieman vs. Missouri State, 11-7-98
Troy Long vs. Nevada, 10-30-82
8. 13 Luke Smith vs. Cal Poly, 10-31-2000
Matt Pedersen vs. Illinois State, 10-10-98
9. 12 Brett Koebecke vs. Missouri State, 10-8-05
Marcus Easter vs. Iowa State, 10-21-96
Mark Heins vs. Eastern Illinois, 10-28-89
Steve Peitler vs. Northern Arizona, 11-3-88

Tackles for Loss

1. 5.5 John Hermann vs. Northern Arizona, 11-19-05
2. 4 Kevin Stensrud vs. Illinois State, 10-4-03
Casey Tierney vs. Iowa State, 8-30-03
Carlos Dallis vs. Youngstown State, 9-29-01
Erik Nelson vs. Indiana State, 11-15-97
6. 3 Darin Heideman vs. Iowa, 9-17-05
Matt Mitchell vs. Stephen F. Austin, 9-18-03
Jonathan Harrell vs. Southern Illinois, 10-12-02
Danny Banks vs. Prairie View A&M, 11-11-00
Jack Mitchell vs. Ohio University, 9-11-99
Tim O'Neill vs. Ohio University, 9-11-99
Kevin Hammond vs. Stephen F. Austin, 9-2-95
Andre Allen vs. McNeese State, 9-24-94
Tony Monroe vs. Southern Illinois, 11-13-93
William Freeney vs. Indiana State, 10-31-92
William Freeney vs. Iowa State, 9-26-92
Peter Burns vs. Southern Illinois, 10-17-92
Andre Allen vs. Western Kentucky, 10-10-92
Todd Eagen vs. Wayne State (Neb.), 11-12-88
Mike Campbell vs. Indiana State, 10-29-88

Sacks

1. 4 John Hermann vs. Northern Arizona, 11-19-05
Matt Peterson vs. Indiana State, 11-15-97
3. 3 Matt Mitchell vs. Cal Poly, 11-17-01
Matt Mitchell vs. Wayne State (Mich.), 8-30-01
Kevin Hammond vs. Eastern Washington, 11-20-94
Andre Allen vs. Idaho, 11-5-94
Andre Allen vs. Iowa State, 9-26-92
William Freeney vs. Iowa State, 9-26-92
William Freeney vs. Illinois State, 10-6-90
William Freeney vs. Oklahoma State, 9-15-90
Bryce Paup vs. Western Illinois, 10-24-87
Ed Grimes vs. Eastern Illinois, 11-3-84
Joe O'Brien vs. Eastern Illinois, 11-3-84
Terry Szopinski vs. Drake, 9-3-83
Mark Salz vs. Northern Michigan, 10-23-82
Mark Wilson vs. North Dakota State, 11-6-82

Passes Defended

1. 5 Willie Beamon vs. Southern Illinois, 11-11-89
Charles Jenkins vs. Drake, 9-8-84
Mark Holmes vs. Central Missouri, 11-5-83
Joe Fuller vs. Western Illinois, 10-1-83
5. 4 Tanner Varner vs. Iowa, 9-17-05
Justin Sandy vs. Missouri State, 11-16-02
Willie Beamon vs. Indiana State, 10-31-92
Willie Beamon vs. Oklahoma State, 9-15-90
Kevin Anderson vs. Southern Illinois, 11-14-87
Dave McCorvey vs. Western Illinois, 10-24-87
Tom Jones vs. Northern Michigan, 10-23-82
Franchot Yancey vs. Western Illinois, 10-2-82



Willie Beamon



Joe O'Brien

Forced Fumbles

1. 4 Joe O'Brien vs. Wisconsin-La Crosse, 10-8-83
2. 3 Bryce Paup vs. Western Illinois, 10-24-87
3. 2 Ryan Arnold vs. Delaware, 12-6-03
Justin Sandy vs. Montana State, 11-29-03
Matt Mitchell vs. Stephen F. Austin, 9-18-03
Benny Sapp vs. Youngstown State, 10-19-02
Jarvis Phillips vs. Western Kentucky, 10-5-02
Jason Boehlke vs. Ball State, 9-22-01
Mack Mitchell vs. Cal Poly, 10-9-99
Ryan Doak vs. Illinois State, 10-10-98
Terrance Malone vs. Illinois State, 10-10-98
Jack Mitchell vs. Indiana State, 10-31-98
Andre Allen vs. Texas State, 9-25-93
Andre Allen vs. Moorhead State, 11-6-93
Simon Nelson vs. Morgan State, 10-5-91
William Freeney vs. Northern Arizona, 11-17-90
Todd Eagen vs. Eastern Illinois, 10-28-90
Joe Anderson vs. Youngstown State, 11-21-81

INDIVIDUAL CAREER RECORDS

CAREER RUSHING

(Includes post-season)

Rushing Yards

3,835	Jeff Stovall (873-3,835) – 1993-96
3,721	Adam Bengtson (786-3,721) – 1998-99, 01-02
3,017	Terrance Freaney (720-3,017) – 2003-05
2,985	Carl Boyd (701-2,985) – 1983, 85-87
2,906	Richard Carter (594-2,906) – 2000-04
2,883	Kelly Ellis (626-2,883) – 1977-81
2,865	Errol Peebles (619-2,865) – 1985-88
2,608	Randy Schultz (588-2,608) – 1963-65
2,397	Dan Boals (409-2,397) – 1960-62
2,074	Pat Batten (433-2,074) – 1972-74

Rushing Attempts

873	Jeff Stovall (873-3,835) – 1993-96
786	Adam Bengtson (786-3,721) – 1998-99, 01-02
720	errance Freaney (720-3,017) – 2003-05
701	Carl Boyd (701-2,985) – 1983, 85-87
626	Kelly Ellis (626-2,883) – 1977-81
619	Errol Peebles (619-2,865) – 1985-88
594	Richard Carter (594-2,906) – 2000-04
588	Randy Schultz (588-2,608) – 1963-65
474	Bill Salmon (474-1,042) – 1972-75
448	Terry Allen (448-1,256) – 1975-78

Rushing TDs

46	Jeff Stovall - 1993-96
36	Adam Bengtson – 1998-99, 01-02
32	Terry Allen – 1975-78
30	Carl Boyd – 1983, 85-87
25	Errol Peebles – 1985-88
32	errance Freaney – 2003-05
20	Bill Salmon – 1972-75
19	Kelly Ellis – 1977-81
17	Richard Carter – 2000-04
17	David Horne – 2005

Jeff Stovall rushed for 3,835 career yards and 46 TDs in his career.

CAREER PASSING

(Includes post-season)

Pass Attempts

1,093	Ryan Helming (662-1093-29) – 1997-00
1,057	Mike Smith (626-1057-47) – 1984-87
970	Jay Johnson (504-970-35) – 1989-92
880	Steve Sandon (488-880-60) – 1978-81
825	Larry Miller (436-818-30) – 2001-04
818	Tom Petrie (436-818-30) – 2001-04
711	Eric Sanders (477-711-17) – 2004-present
562	Phil Schooley (260-562-23) – 1967-68
556	Bill Salmon (241-556-36) – 1972-75
518	Terry Allen (212-518-38) – 1975-78

Pass Completions

662	Ryan Helming (662-1093-29) – 1997-00
626	Mike Smith (626-1057-47) – 1984-87
504	Jay Johnson (504-970-35) – 1989-92

488	Steve Sandon (488-880-60) – 1978-81
477	Eric Sanders (477-711-17) – 2004-present
436	Tom Petrie (436-818-30) – 2001-04
436	Larry Miller (436-825-37) – 1981-84
260	Phil Schooley (260-562-23) – 1967-68
255	Ken Macklin (255-472-26) – 1988-89
241	Bill Salmon (241-556-36) – 1972-75

Passing Yards

9,089	Ryan Helming (662-1093-29) – 1997-00
9,067	Mike Smith (626-1057-47) – 1984-87
8,341	Jay Johnson (504-970-35) – 1989-92
6,298	Steve Sandon (488-880-60) – 1978-81
6,170	Eric Sanders (477-711-17) – 2004-present
5,791	Tom Petrie (436-818-30) – 2001-04
5,627	Larry Miller (436-825-37) – 1981-84
4,435	Bill Salmon (241-556-36) – 1972-75
3,865	Steven Beard (220-397-13) – 1993-96
3,461	Ken Macklin (255-472-26) – 1988-89

Passing TDs

77	Ryan Helming – 1997-00
68	Mike Smith – 1984-87
60	Jay Johnson – 1989-92
53	Eric Sanders – 2004-present
48	Steve Sandon – 1978-81
40	Larry Miller – 1981-84
34	Bill Salmon – 1972-75
28	Steven Beard – 1993-96
28	Tom Petrie – 2001-04
25	Terry Allen – 1975-78

Completion Pct. (min. 20 attempts)

71.4	Dana Deines (55-77-4) – 1976-79
69.6	Brian Andersen (32-46-0) – 1998-99
67.1	Eric Sanders (477-711-17) – 2004-present
63.6	Dave Chambers (14-22-4) – 1980
60.6	Ryan Helming (662-1093-29) – 1997-00
59.2	Mike Smith (626-1057-47) – 1984-87
58.6	Jason Jones (34-58-1) – 1995-97
57.1	Rich Oliphant (88-154-6) – 1962-64
57.1	Kurt Warner (201-352-16) – 1990-93
55.6	Chris Berg (154-277-10) – 1994-95

CAREER RECEIVING

(Includes post-season)

Reception Yards

4,539	Dedric Ward (208-4,539) – 1993-96
3,735	Eddie Berlin (249-3,735) – 1997-00
3,544	Mike Furrey (242-3,544) – 1997-99
2,462	Kenny Shedd (83-2,462) – 1989-90, 90-92
2,314	Alonzo Clayton (125-2,314) – 1994-97
2,189	Dave Schooley (100-2,189) – 1973-75
2,096	Ken Harvey (129-2,096) – 1980-81
2,094	Jake Soliday (138-2,094) – 1997-98, 00-01
2,046	Tim Mosley (101-2,046) – 1990-93
2,031	Marlus Mays (116-2,031) – 2000-03

Pass Receptions

249	Eddie Berlin (249-3,735) – 1997-00
242	Mike Furrey (242-3,544) – 1997-99
208	Dedric Ward (208-4,539) – 1993-96
138	Jake Soliday (138-2,094) – 1997-98, 00-01
129	Sherrod Howard (129-1,776) – 1985-88
129	Ken Harvey (129-2,096) – 1980-81
127	Chris Nuss (127-1,837) – 1989-92
125	Alonzo Clayton (125-2,314) – 1994-97
116	Marlus Mays (116-2,031) – 2000-03
112	Carl Boyd (112-1,701) – 1983, 85-87

Reception TDs

50	Dedric Ward – 1993-96
34	Eddie Berlin – 1997-00
27	Mike Furrey – 1997-99
24	Dave Schooley – 1973-75
24	Kenny Shedd – 1989-90, 90-92
21	Ken Harvey – 1980-81
20	Tim Mosley – 1990-93
18	Jake Soliday – 1997-98, 00-01
17	Brian Baker – 1984-87



Dedric Ward tallied 539 receiving yards and scored 50 TDs in his UNI career.

CAREER TOTAL OFFENSE

(Includes post-season)

Total Offense Yards

9,217	Ryan Helming (1250-9,217) – 1997-00
8,982	Mike Smith (1298-8,982) – 1984-87
7,992	Jay Johnson (1193-7,992) – 1989-92
6,631	Eric Sanders (929-6,631) – 2004-present
6,616	Tom Petrie (1121-6,616) – 2001-04
5,941	Steve Sandon (1081-5,941) – 1978-81
5,477	Bill Salmon (1030-5,477) – 1972-75
5,413	Larry Miller (1029-5,413) – 1981-84
4,458	Terry Allen (966-4,458) – 1975-78
3,866	Jeff Stovall (875-3,866) – 1993-96

CAREER ALL-PURPOSE YARDS

(Includes post-season)

All-Purpose Yards

5,173	Kenny Shedd – 1989-90, 90-92
5,987	Dedric Ward – 1993-96
4,749	Adam Bengé – 1998-99, 01-02
4,692	Carl Boyd – 1983, 85-87
4,623	Kelly Ellis – 1977-81
4,459	Jeff Stovall – 1993-96
4,454	Mike Furrey – 1997-99
3,898	Eddie Berlin – 1997-00
3,890	Richard Carter – 2000-04
3,253	Terrance Freeney – 2003-05

CAREER SCORING

(Includes post-season)

Total Points Scored

331	Brian Wingert (151 PATs, 60 FGs) – 2003-06
300	Dedric Ward (50 TDs) – 1993-96
297	Brian Mitchell (108 PATs, 63 FGs) – 1989-91
282	Jeff Stovall (47 TDs) – 1993-96
271	MacKenzie Hoambrecker (103 PATs, 56 FGs) – 2000-02
246	Carl Boyd (41 TDs) – 1983, 85-8
236	Matt Waller (104 PATs, 44 FGs) – 1993-96
216	Adam Bengé (36 TDs) – 1998-99, 01-02
206	Terrance Freeney (34 TDs, 1 PAT) – 2003-05
204	Eddie Berlin (34 TDs) – 1997-00

Touchdowns Scored

50	Dedric Ward (50 rcv) – 1993-96
47	Jeff Stovall (46 rush, 1 rcv) – 1993-96
41	Carl Boyd (30 rush, 11 rcv) – 1983, 85-87
36	Adam Bengé (36 rush) – 1998-99, 01-02
34	Eddie Berlin (34 rcv) – 1997-00
34	Terrance Freeney (32 rush, 2 rcv) – 2003-05
33	Terry Allen (32 rush, 1 rcv) – 1975-78
33	Kenny Shedd (2 rush, 24 rcv, 7 ret) – 1989-90, 90-92
28	Mike Furrey (27 rcv, 1 ret) – 1997-99
26	Errol Peebles (25 rush, 1 rcv) – 1985-88

CAREER PUNTING

(Includes post-season)

Average Yards/Punt (min. 5 att.)

41.75	Clay Netusil (157-6,554) – 1984-86
41.43	Tim Mosley (178-7,374) – 1990-93
41.20	Doug Jackson (35-1,442) – 1988
40.64	Mike Johnson (201-8,169) – 1980-83
40.23	Brad Zumbach (43-1,730) – 1980
40.15	Derrick Frost (166-6,665) – 1999-02
40.09	Mike Butler (134-5,372) – 1969-72
39.86	Adam Kos (102-4,066) – 2005-06
39.81	Cory Henke (124-4,937) – 2002-04
39.61	Ryan Elsbernd (75-2,971) – 1992-94

CAREER PUNT RETURNS

(Includes post-season)

Average Yards/Punt Return (min. 5 att.)

24.75	Bobby Hahn (8-198) – 1957-58
13.17	Milo Popovic (60-790) – 1988-89
13.15	Jake Soliday (27-355) – 1997-98, 00-01
12.87	Joe Fuller (69-888) – 1982-83, 83-85
12.16	Kenny Shedd (93-1,131) – 1989-90, 90-92
12.15	Mike Furrey (52-632) – 1997-99
11.76	Cody DeHaan (17-200) – 1997-00
11.57	Joe Fuller (47-544) – 1982-85
11.39	Rod Franz (18-205) – 1964
11.38	Ron Dodd (8-91) – 1972-74

CAREER KICK RETURNS

(Includes post-season)

Average Yards/Kick Return (min. 5 att.)

31.25	Bruce Montgomery (8-250) – 1962-64
28.87	Tyree Talton (77-2,223) – 1995-98
28.64	James Porter (11-315) – 1994-95
27.00	Bobby Hahn (15-405) – 1957-58
26.45	Dre Dokes (11-291) – 2003-2006
25.88	Anthony Taylor (40-1,035) – 1992-95
25.84	Ben Sanderson (31-801) – 2001-02
25.38	Jason McCleary (52-1,320) – 1991-94
25.25	David Gunn (24-606) – 1999-00
25.14	Rod Franz (7-176) – 1964

CAREER DEFENSE

(Includes post-season)

Total Tackles

345.5	Matt Pedersen (265-161) – 1996-99
331.5	Ryan Doak (210-243) – 1997-00
289.5	Andre Allen (221-137) – 1991-94
261.0	Paul Wolf (195-132) – 1991-94
251.5	Chris Klieman (181-141) – 1986-90
251.5	William Freeney (203-97) – 1989-92
239.5	Joe Anderson (99-281) – 1979-82
239.5	Peter Burns (187-105) – 1989-92
239.0	Jason McCleary (182-114) – 1991-94
238.0	Casey Tierney (180-116) – 2000-03

Tackles for Loss

37.0	Matt Mitchell (37-0/132) – 2000-03
35.0	William Freeney (35-0/174) – 1989-92
25.5	John Hermann (25.5/132) – 2002-05
24.0	Darin Heideman (24.0/77) – 2002-05
23.0	Tim O'Neill (23-0/71) – 1997-99
23.0	Andre Allen (23-0/105) – 1991-94
23.0	Kevin Stensrud (23.0/73) – 2002-05
20.0	Tony Monroe (20-0/46) – 1990-93
19.0	Casey Tierney (19-0/29) – 2000-03
17.0	Adam Vogt (17-0/36) – 1998-01
17.0	Robert Hamre (17-0/30) – 1999-02
17.0	Erik Nelson (17-0/48) – 1996-98
17.0	Michael Matthes (17-0/59) – 2003-05



Dre Dokes ranks third on the Panthers' all-time interception list with 18 career picks.

CAREER INTERCEPTION RETURNS

(Includes post-season)

Interceptions

20	Mike Woodley (20-243) – 1970-73
19	Tyree Talton (19-260) – 1995-98
18	Dre Dokes (18-261) – 2003-06
15	Bill Smith (15-199) – 1966-68
12	Jason McCleary (12-169) – 1991-94
12	Chris Klieman (12-144) – 1986-90
12	Duane Petersen (12-89) – 1988-91
11	Willie Beamon (11-106) – 1990-92
10	Joseph Wallace (10-125) – 1990-93
10	Jerry Morgan (10-112) – 1959-60
10	Todd Harrington (10-99) – 1991-94

Quarterback Sacks

33.0	Matt Mitchell (33-0/170) – 2000-03
28.0	William Freeney (28-0/147) – 1989-92
26.0	Andre Allen (26-0/148) – 1991-94
24.0	Kevin Hammond (24-0/156) – 1992-95
20.0	Tim Miller (20-0/58) – 1993-96
20.0	Todd Eagen (20-0/104) – 1986, 88-90
20.0	James Jones (20-0/97) – 1987-90
20.0	Willie Barney (20-0/63) – 1993-96
18.5	Edward Grimes (15-7/0) – 1984-85
18.0	Casey Smith (18-0/62) – 1990-93

TEAM RECORDS

(Includes playoff games beginning in 2002)

RUSHING

Rushing Attempts

Game: 79 vs. North Dakota (1951)

Season: 646 (2003)

Fewest Rushes Allowed

11 vs. Western Illinois (1987)

Net Yards Rushing

Game: 636 vs. Augustana (1951)

Season: 2,764 (2003)

TDs Scored Rushing

Game: 10 vs. Augustana (1951)

Season: 32 (2005)

First Downs Rushing

Game: 22 vs. Morgan State (1988); vs.

Southern Illinois (1992)

Season: 147 (2003)

PASSING

Passes Attempted

Game: 69 at Western Illinois (1999)

Season: 439 (1999)

Passes Completed

Game: 38 at Western Illinois (1999)

Season: 279 (1999)

Passes Had Intercepted

Game: 7 vs. North Dakota (1970); vs.

Montana State (1986)

Season: 31 (1970)

Net Yards Passing

Game: 541 at Western Illinois (1999)

Season: 3,717 (1999)

TDs Scored Passing

Game: 6 vs. McNeese State (1986);

vs. Winona State (1998)

Season: 33 (1999)

Consecutive Games With TD Pass

22, 1998-2000 (Todd Goebbel, Ryan

Helming)

First Downs Passing

Game: 20 vs. Montana State (1986),

vs. Southern Illinois (2003)

Season: 157 (1999)

TOTAL OFFENSE

Total Offense Attempts

Game: 103 vs. Western Illinois (1987)

Season: 1,024 (2005)

Net Yards Total Offense

Game: 726 vs. Evansville (1980)

Season: 6,008 (2005)

Total First Downs

Game: 33 vs. Augustana (1977); vs.

Western Illinois (1987)

Season: 298 (2005)

WINS, LOSSES

Most Victories, Season

12 (1992, 1996)

Most Consecutive Wins (Reg. Season)

16 (1991-92)

Consecutive Conference Wins

31 (North Central Conference), Nov. 4,

1939-Oct. 8, 1949

Most All-Time Consecutive Wins Over an Opponent in a Series

9, vs. Augustana (S.D.) (1947-55,

1960-68); vs. Morningside (1959-

67); vs. North Dakota (1947-55); vs.

South Dakota State (1964-72)

Most Consecutive CURRENT Wins Over an Opponent in a Series

6, vs. Youngstown State (2001-2006)

All-Time Home Winning Streak In Regular-Season Games

29, Sept. 23, 1989-Sept. 17, 1994

Most Losses, Season

9 (1978)

Most Consecutive Losses

7 (1916, 1968-69)

Most Ties, Season

3 (1928, 1937)

Consecutive FCS Poll Rankings

96, Sept. 24, 1990-Nov. 9, 1997

SCORING

Points Scored

Game: 82 vs. Wisconsin-Platteville

(1915, 82-0)

Season: 449 (2005, 15 games)

Points Scored Against

Game: 95 vs. Iowa State (1914, 95-0)

Season: 357 (2005, 15 games)

Most Points Scored, Second Half

49 vs. Wisconsin-Whitewater (1984)

Most Field Goals Made Per Game

2.4 (1990, 26 made)

DEFENSE

Fumbles in a Game

9 vs. Southern Illinois (1983)

Fumbles Lost in a Game

6 vs. Southern Illinois (1983)

Interceptions Made

Game: 7 vs. South Dakota (1960), vs.

Wisconsin-Whitewater (1975)

Season: 27 (1975)

Most Punt Returns, Game

12 vs. Youngstown State (1984)

TOP 10 SINGLE-GAME TEAM DEFENSIVE RECORDS (Coaches' Film)

Tackles for Loss

- 16 vs. Northern Arizona, 11-19-05
- 11 vs. Youngstown State, 9-29-01
- 10 vs. Prairie View A&M, 11-11-00
vs. Indiana State, 11-15-97
vs. Montana, 9-26-81
- 9 vs. Iowa State, 8-30-03
vs. Western Kentucky, 10-10-92
vs. Idaho State, 9-9-92
vs. Wayne State (Neb.), 11-12-88
vs. Eastern Washington, 11-26-05

Pass Sacks

- 11 vs. Indiana State, 11-15-97
vs. Idaho State, 9-19-92
vs. Northwest Missouri State, 11-16-85
- 9 vs. Morgan State, 10-5-91
9 vs. Northern Arizona, 11-19-05
- 8 vs. Western Illinois, 10-7-89
vs. Central Missouri, 11-10-84
- 7.5 vs. Winona State, 11-21-98
- 7 vs. Eastern Washington, 11-26-05
vs. Cal Poly, 11-17-01
vs. Cal Poly, 10-31-00
vs. Youngstown State, 10-14-00
vs. Southern Illinois, 11-13-93
vs. Missouri State, 11-7-87

Passes Defended

- 22 vs. Eastern Illinois, 11-3-84
- 18 vs. Central Missouri, 11-5-83
vs. Youngstown State, 10-22-83
vs. Western Illinois, 10-1-83
- 16 vs. Western Illinois, 10-2-82
- 14 vs. Truman State, 11-23-85
- 13 vs. Cal Poly, 9-28-02
- 12 vs. Cal Poly, 11-17-01
- 11 vs. Illinois State, 10-4-03
vs. Cal Poly, 10-9-99
vs. Northern Arizona, 11-17-90
vs. Eastern Illinois, 10-11-86

Forced Fumbles

- 7 vs. Wisconsin-La Crosse, 10-8-83
- 5 vs. Illinois State, 10-10-98
vs. Northern Michigan, 10-3-81
- 4 vs. Montana State, 11-29-03
vs. Northwestern State, 9-27-03
vs. Wyoming, 9-9-93
vs. Northern Arizona, 11-17-90
vs. Montana State, 9-19-87
vs. Delaware State, 9-28-85

- 3 vs. New Hampshire, 12-3-05
vs. Southern Illinois, 10-2-04
vs. Western Illinois, 10-25-03
vs. Missouri State, 10-18-03
vs. Northern Michigan, 9-6-03
vs. Youngstown State, 10-19-02
vs. Ball State, 9-22-01
vs. Western Illinois, 11-18-00
vs. Cal Poly, 10-9-99
vs. McNeese State, 9-20-97
vs. McNeese State, 9-28-96
vs. Stephen F. Austin, 9-14-96
vs. Illinois State, 10-3-92
vs. McNeese State, 9-12-92
vs. Morgan State, 10-5-91
vs. McNeese State, 9-7-91
vs. Eastern Washington, 11-18-89
vs. Eastern Illinois, 9-25-82

SEASON RUSHING

(Includes post-season)

Rushing Yards

1. 2,764 (646-2,764) – 2003
2. 2,760 (624-2,760) – 1976
3. 2,679 (618-2,679) – 2001
4. 2,632 (597-2,632) – 1964
5. 2,463 (564-2,463) – 1977
6. 2,456 (641-2,456) – 2005
7. 2,412 (443-2,412) – 2006
8. 2,366 (610-2,366) – 1975
9. 2,276 (516-2,276) – 1961
10. 2,260 (506-2,260) – 1962

Rushing Attempts

1. 646 (646-2,764) – 2003
2. 641 (641-2,456) – 2005
3. 624 (624-2,760) – 1976
4. 618 (618-2,679) – 2001
5. 613 (613-1,845) – 1973
6. 610 (610-2,366) – 1975
7. 597 (597-2,632) – 1964
8. 592 (592-2,256) – 1991
9. 564 (564-2,463) – 1977
10. 555 (555-1,715) – 1995
555 (555-2,244) – 1988

Rushing TDs

1. 32 – 2005
2. 29 – 1964
3. 29 – 1988
4. 28 – 2001
5. 27 – 2003
6. 25 – 1991
25 – 1975
8. 24 – 1976
24 – 1974
10. 23 – 1973
23 – 1984

Rushing Yards/Game

1. 259.2 (8 games) – 1957
2. 256.8 (8 games) – 1956
3. 252.9 (9 games) – 1961
4. 251.1 (9 games) – 1962
5. 250.9 (11 games) – 1976
6. 239.3 (11 games) – 1964
7. 230.8 (9 games) – 1963
8. 225.2 (9 games) – 1959
9. 225.0 (10 games) – 1974
10. 223.9 (11 games) – 1977

SEASON PASSING

(Includes post-season)

Pass Attempts

1. 439 (279-439-14) – 1999
2. 394 (224-394-10) – 2000
3. 393 (236-393-10) – 1998
4. 387 (203-387-13) – 1997
5. 383 (259-383-8) – 2005
6. 374 (204-374-12) – 1996
7. 373 (221-373-28) – 1987
8. 363 (172-363-21) – 1983
9. 359 (211-359-22) – 1986
10. 356 (210-356-23) – 1980

Pass Completions

1. 279 (279-439-14) – 1999
2. 259 (259-383-8) – 2005
3. 236 (236-393-10) – 1998
4. 224 (224-394-10) – 2000
5. 221 (221-373-28) – 1981
6. 211 (211-359-23) – 1980
7. 210 (210-356-23) – 1980
8. 204 (204-374-12) – 1996
9. 203 (203-387-13) – 1997
10. 193 (193-333-15) – 1993

Passing Yards

1. 3,717 (279-439-14) – 1999
2. 3,607 (204-374-12) – 1996
3. 3,552 (259-383-8) – 2005
4. 3,426 (211-359-22) – 1986
5. 3,223 (172-304-9) – 1995
6. 3,184 (224-394-10) – 2000
7. 3,116 (333-193-15) – 1993
8. 3,070 (171-334-13) – 1990
9. 3,006 (180-354-15) – 1992
10. 2,981 (236-393-10) – 1998

Passing TDs

1. 33 – 1999
2. 30 – 2000
3. 29 – 1986
4. 27 – 1996
5. 26 – 1995
6. 25 – 2005
7. 24 – 1981
8. 23 – 1980
23 – 1992
23 – 2004

Passes Had Intercepted

1. 31 (75-232-31) – 1970
2. 28 (221-373-28) – 1981
3. 24 (78-171-24) – 1960
4. 23 (133-299-23) – 1969
5. 23 (210-356-23) – 1980
6. 22 (211-359-22) – 1986
7. 21 (172-363-21) – 1983
8. 20 (84-239-20) – 1978
9. 18 (169-335-18) – 2002
10. 17 (154-324-17) – 1968

Pass Efficiency

1. 328.5 (333-193-15) – 1993
2. 240.9 (47-98-7) – 1962
3. 167.9 (172-304-9) – 1995
4. 162.9 (259-383-8) – 2005
5. 153.3 (211-359-22) – 1986
6. 153.1 (279-439-14) – 1999
7. 153.0 (204-374-12) – 1996
8. 152.5 (172-255-7) – 2006
9. 149.8 (153-257-8) – 2004
10. 144.8 (224-394-10) – 2000

Passing Yards/Game

1. 337.9 (11 games) – 1999
2. 311.5 (11 games) – 1986
3. 289.5 (11 games) – 2000
4. 271.0 (11 games) – 1998
5. 264.0 (11 games) – 1980
6. 261.9 (11 games) – 1997
7. 259.7 (12 games) – 1993
8. 257.6 (14 games) – 1996
9. 255.8 (12 games) – 1990
10. 251.1 (9 games) – 1962

SEASON RECEIVING

(Includes post-season)

Receptions/Game

1. 25.36 (11 games) – 1999
2. 21.45 (11 games) – 1998
3. 20.36 (11 games) – 2000
4. 20.09 (11 games) – 1981
5. 19.18 (11 games) – 1986
6. 19.09 (11 games) – 1980
7. 18.45 (11 games) – 1997
8. 17.27 (15 games) – 2005
9. 17.18 (11 games) – 1985
10. 16.91 (11 games) – 1984

SEASON TOTAL OFFENSE

(Includes post-season)

Total Offense Yards

1. 6,008 (1,024-6,008) – 2005
2. 5,645 (924-5,645) – 1996
3. 5,235 (823-5,235) – 1999
4. 5,213 (854-5,213) – 1986
5. 5,131 (943-5,131) – 2003
6. 4,988 (958-4,988) – 2001
7. 4,984 (912-4,984) – 1991
8. 4,938 (859-4,938) – 1995
9. 4,828 (791-4,828) – 2000
10. 4,827 (872-4,827) – 1985

Total Offense/Game

1. 502.2 (9 games) – 1962
2. 475.9 (11 games) – 1999
3. 473.9 (11 games) – 1986
4. 438.9 (11 games) – 2000
5. 438.8 (11 games) – 1985
6. 425.9 (11 games) – 1998
7. 413.9 (11 games) – 1980
8. 408.3 (11 games) – 2006
9. 405.6 (11 games) – 1997
10. 403.2 (14 games) – 1996

Total Offense/Play

1. 9.95 (277-2,756) – 1967
2. 7.48 (604-4,520) – 1962
3. 7.18 (662-4,751) – 1993
4. 6.43 (698-4,491) – 2006
5. 6.36 (823-5,235) – 1999
6. 6.11 (924-5,645) – 1996
7. 6.10 (854-5,213) – 1986
8. 6.10 (791-4,828) – 2000
9. 5.87 (1,024-6,008) – 2005
10. 5.83 (686-4,000) – 1974

SEASON SCORING

(Includes post-season)

Total Points Scored

1. 449 (58 TD, 51 PAT, 16 FG) – 2005
2. 413 (50 TD, 47 PAT, 22 FG) – 1991
3. 405 (51 TD, 43 PAT, 18 FG) – 1992
4. 395 (49 TD, 50 PAT, 17 FG) – 1996
5. 393 (44 TD, 39 PAT, 30 FG) – 1984
6. 382 (51 TD, 46 PAT, 10 FG) – 1999
7. 382 (47 TD, 43 PAT, 18 FG) – 2003
8. 377 (49 TD, 44 PAT, 13 FG) – 2000
9. 359 (44 TD, 41 PAT, 18 FG) – 2001
10. 351 (44 TD, 41 PAT, 14 FG) – 2004

ANNUAL LEADERS

(x-Statistic Unavailable)

RUSHING (1949-2006)

Year	Player	Att.	Yds.	Avg.	TD
2006	Corey Lewis	443	894	6.7	10
2005	David Horne	241	1141	4.7	17
2004	Terrance Freeney	244	1100	4.5	7
2003	Terrance Freeney	304	1261	4.2	16
2002	Adam Benge	271	1133	4.2	6
2001	Adam Benge	241	1383	5.7	16
2000	Michael Gerrell	162	611	3.8	13
1999	Adam Benge	166	778	4.7	9
1998	Steve Jenkins	174	829	4.8	6
1997	Terry Hollimon	200	864	4.3	10
1996	Jeff Stovall	258	1105	4.3	15
1995	Jeff Stovall	173	716	4.1	7
1994	Jeff Stovall	176	823	4.7	8
1993	Jeff Stovall	266	1191	4.5	16
1992	Tank Corner	240	903	3.8	6
1991	Tank Corner	172	873	5.1	5
1990	Mike Schulte	151	642	4.3	0
1989	Steve Hougom	152	618	4.1	4
1988	Woody Wright	159	599	3.8	4
1987	Carl Boyd	253	1223	4.8	12
1986	Errol Peebles	147	747	5.1	6
1985	Carl Boyd	288	1258	4.4	17
1984	Steve Harris	275	1131	4.1	9
1983	Chris Miliner	134	530	4.0	7
1982	Chris Miliner	115	455	4.0	3
1981	Davey Lewis	176	654	3.7	5
1980	Chris Miliner	163	899	5.5	5
1979	Kelly Ellis	228	1093	4.8	3
1978	Kelly Ellis	189	742	3.9	4
1977	Kelly Ellis	157	853	5.4	10
1976	Neal Moses	167	1010	6.0	6
1975	Tom Scalissi	241	1104	4.6	6
1974	Pat Batten	184	1013	5.5	12
1973	Pat Batten	133	645	4.9	0
1972	Scott Swartzendruber	144	547	3.8	7
1971	Jerry Roling	160	388	2.2	5
1970	Roger Jones	127	404	3.2	5
1969	Roger Jones	160	676	4.2	5
1968	Dennis Kettner	186	826	4.4	8
1967	Ralph Thomsen	186	776	4.1	8
1966	Terry Fox	140	620	4.4	X
1965	Randy Schultz	210	909	4.3	X
1964	Randy Schultz	236	1072	4.5	X
1963	Randy Schultz	142	827	5.8	X
1962	Dan Boals	182	1039	5.7	X
1961	Dan Boals	162	1003	6.2	X
1960	Warren Hansen	124	602	4.9	X
1959	Max Huffman	93	489	5.3	X
1958	Max Huffman	66	400	6.1	X
1957	Lew Roberts	96	514	5.4	X
1956	Ron Brinkley	129	626	4.8	X
1955	Larry Bitcon	138	639	4.6	X
1954	Larry Bitcon	65	301	4.6	X
1953	Arthur Landau	157	676	4.3	X
1951	Leland Crew	71	418	5.9	X
1950	Bud Fisher	132	873	6.6	X
1949	Bud Rainbow	99	361	3.7	X

PASSING (1949-2006)

Year	Player	Att.	Com.	Yds.	Int.	TD
2006	Eric Sanders	249	169	1934	7	15
2005	Eric Sanders	312	213	2929	5	23
2004	Eric Sanders	150	95	1307	5	15
2003	Tom Petrie	293	163	2357	7	18
2002	Tom Petrie	210	108	1363	8	6
2001	Tom Petrie	209	107	1330	12	7
2000	Ryan Helming	380	219	3145	9	30
1999	Ryan Helming	403	253	3469	14	31
1998	Ryan Helming	310	190	2475	6	16
1997	Shane Fortney	349	180	2558	12	16
1996	Steve Beard	360	197	3433	12	26
1995	Chris Berg	258	146	2751	8	23
1994	Brett O'Donnell	325	177	2417	12	12
1993	Kurt Warner	296	173	2747	14	17
1992	Jay Johnson	336	175	2937	14	23
1991	Jay Johnson	290	159	2399	7	20
1990	Jay Johnson	320	163	2929	13	15
1989	Ken Macklin	255	139	2046	15	15
1988	Ken Macklin	217	116	1415	11	5
1987	Mike Smith	386	228	2859	15	23
1986	Mike Smith	303	190	3125	16	27
1985	Mike Smith	358	205	2894	15	18
1984	Larry Miller	276	147	1988	12	18
1983	Larry Miller	287	145	1862	15	10
1982	Larry Miller	257	142	1767	9	12
1981	Steve Sandon	367	219	2700	26	24
1980	Steve Sandon	334	186	2761	19	22
1979	Steve Sandon	168	79	797	13	2
1978	Terry Allen	211	79	1113	18	12
1977	Terry Allen	115	50	970	7	5
1976	Terry Allen	188	83	1119	12	8
1975	Bill Salmon	236	111	1773	12	18
1974	Bill Salmon	180	80	1699	9	11
1973	Bill Salmon	140	50	963	14	5
1972	Jim O'Donnell	84	32	460	10	4
1971	Al Wichtendahl	175	66	774	8	5
1970	Gary Weber	113	41	578	11	3
1969	Bill Raun	290	128	1818	23	10
1968	Phil Schooley	301	148	1745	12	12
1967	Phil Schooley	261	112	1193	11	5
1966	Ed Mulholland	115	47	537	6	1
1965	Dick Olin	108	45	705	8	6
1964	Rich Oliphant	91	59	893	5	6
1963	Rich Oliphant	60	28	302	1	3
	Dick Lange	66	25	315	7	0
1962	Dave Cox	83	43	464	7	4
1961	Dave Cox	99	47	738	7	14
1960	Jerry Morgan	160	72	1130	5	10
1959	Jerry Morgan	41	15	273	6	2
	Jim Damron	50	16	240	7	1
1958	Jim Damron	116	45	663	5	5
1957	Tom Murphy	30	14	232	2	2
1956	Ron Brinkley	70	30	400	5	6
1955	Ollie Isaak	86	39	632	2	7
1954	Ralph Capitani	173	81	1358	12	10
1953	Ralph Capitani	208	97	1444	15	13
1951	Bud Rainbow	35	13	316	9	1
1950	Bud Rainbow	75	34	507	10	2
1949	Bud Rainbow	39	18	352	2	3



Terrance Freeney

Terrance Freeney led the Panthers in rushing in both 2003 and 2004.



Eric Sanders

Eric Sanders has thrown for 53 career touchdown passes entering his senior season.



Mike Furrey

Mike Furrey caught 86 passes for 1,074 yards and 10 TDs in 1998.

SINGLE GAME
RUSHING LEADERS

Game

1. Kelly Ellis	vs. Western Illinois	1979	382
2. Steve Harris	vs. NW Missouri St.	1984	275
3. Tank Corner	vs. Southern Illinois	1992	254
4. Randy Schultz	vs. South Dakota St.	1963	253
5. Terrance Freenev	vs. Stephen F. Austin	2003	249
6. Jeff Stovall	vs. Southern Illinois	1996	248
7. Terrance Freenev	vs. Western Illinois	2004	236
8. Chris Miliner	vs. Evansville	1980	221
9. Wes Anderson	vs. Wayne State	1988	219
10. Dan Boals	vs. North Dakota	1961	208
11. Chris Miliner	vs. Arkansas Tech	1980	205
12. Carl Boyd	vs. Delaware State	1985	203
13. Corey Lewis	vs. South Dakota State	2006	196
14. Carl Boyd	vs. Eastern Illinois	1987	195

1,000-YARD RUSHERS

(Since 1949 - Includes playoff games)

Season

1. 1,383	Adam Bengé	2001	10. 1,104	Tom Scalissi	1975
2. 1,261	Terrance Freenev	2003	11. 1,100	Terrance Freenev	2004
3. 1,258	Carl Boyd	1985	12. 1,093	Kelly Ellis	1979
4. 1,223	Carl Boyd	1987	13. 1,072	Randy Schultz	1964
5. 1,191	Jeff Stovall	1993	14. 1,039	Dan Boals	1962
6. 1,141	David Horne	2005	15. 1,013	Pat Batten	1974
7. 1,133	Adam Bengé	2002	16. 1,010	Neal Moses	1976
8. 1,131	Steve Harris	1984	17. 1,003	Dan Boals	1961
9. 1,105	Jeff Stovall	1996			

RECEIVING (by receptions) (1949-2006)

Year	Player	No.	Yds.	Avg.	TD
2006	Johnny Gray	41	607	14.8	5
2005	Justin Surrency	47	663	14.1	7
2004	Justin Surrency	46	686	14.9	7
2003	Eddie Galles	42	804	19.1	4
2002	Marlus Mays	54	992	18.4	5
2001	Jake Soliday	56	907	16.2	8
2000	Eddie Berlin	74	1195	16.2	16
1999	Mike Furrey	74	1179	15.9	10
1998	Mike Furrey	86	1074	12.5	10
1997	Mike Furrey	82	1291	15.7	7
1996	Dedric Ward	70	1556	22.2	17
1995	Dedric Ward	50	1283	25.7	15
1994	Dedric Ward	60	1083	18.1	9
1993	Tim Mosley	47	956	20.3	9
1992	Chris Nuss	44	547	12.4	5
1991	Mike Schulte	35	333	9.5	3
1990	Chris Nuss	31	502	16.2	2
1989	Milo Popovic	36	526	14.6	9
1988	Woody Wright	40	447	11.2	3
1987	Wes Anderson	71	791	11.1	5
1986	Carl Boyd	52	893	17.2	5
1985	Scott Francke	50	810	16.2	5
1984	Martin Bruder	41	662	16.1	6
1983	James Hutchings	43	580	13.5	1
1982	Darryl Goree	25	478	19.1	4
1981	Ken Harvey	78	1161	14.9	15
1980	Ken Harvey	51	935	18.3	6
1979	Kenny McNeail	29	330	11.4	1
1978	Ron Hadley	25	358	14.3	0
1977	Mark Hendrickson	22	334	15.2	1
1976	Rick Ver Huel	34	459	13.5	4
1975	Dave Schooley	43	814	18.9	11
1974	Dave Schooley	35	892	15.5	9
1973	Dave Schooley	22	483	22.0	4
1972	Bruce Dinnebier	12	186	15.5	0
1971	Larry Skartvedt	35	469	13.4	3
1970	Larry Skartvedt	30	488	16.3	2
1969	Randy Ruisch	39	455	11.4	2

1968	Marv Johnson	48	586	12.2	7
1967	Marv Johnson	32	403	12.5	1
1966	Terry Fox	30	439	14.6	3
1965	Ted McPherson	16	228	14.2	1
1964	Del Hammond	17	242	14.2	2
1963	Larry Thompson	22	221	10.0	1
1962	Larry Thompson	13	142	10.9	1
1961	Howard Becker	16	299	18.6	4
1960	John Raffensperger	23	378	16.4	2
1959	Greg Bice	7	135	19.2	X
	Dean Hartman	7	122	17.4	X
1958	Bobby Hahn	18	202	11.2	2
1957	Lew Roberts	5	132	26.4	1
1956	Larry Sabus	7	80	11.4	2
1955	Dick Beetsch	15	342	22.8	6
1954	Dick Beetsch	40	741	18.5	11
1953	Dick Beetsch	54	837	15.5	9
1951	Leland Crew	6	198	33.0	1
1950	Don Prior	13	189	14.5	0
1949	Stan Brown	9	261	29.0	3

SCORING (1934-2006)

Year	Player	TD	PAT	FG	Pts.
2006	Brian Wingert	0	38	17	89
2005	David Horne	19	0	0	114
2004	Brian Wingert	0	14	40	82
2003	Terrance Freenev	16	1	0	98
2002	MacKenzie Hoambrecker	0	18	25	93
2001	Adam Bengé	16	1	0	98
2000	Eddie Berlin	16	0	0	96
1999	Brian Stegall	0	46	10	76
1998	Mike Furrey	10	0	0	60
1997	Terry Hollimon	10	0	0	60
1996	Dedric Ward	19	0	0	114
1995	Dedric Ward	15	0	0	90
1994	Matt Waller	0	24	17	75
1993	Jeff Stovall	17	0	0	102
1992	Scott Obermeier	0	43	18	97
1991	Brian Mitchell	0	46	22	112
1990	Brian Mitchell	0	31	27	112



David Horne

Running back David Horne set the Panthers' single-season scoring record with 114 points in 2005. Horne scored a single-season best 19 touchdowns.

ANNUAL LEADERS



Brian Wingert

Brian Wingert was UNI's primary kicker from 2003-2006.



Tom Petrie

Quarterback Tom Petrie was the Panthers' leader in total offense from 2001-2003.

1989	Brian Mitchell	0	30	14	72
1988	Doug Jackson	0	31	9	58
1987	Carl Boyd	18	0	0	108
1986	Brian Baker	10	2	0	62
1985	Carl Boyd	19	2	0	116
1984	Mike Molstead	0	36	17	87
1983	Mike Molstead	0	17	15	62
1982	Steve Schonert	0	39	13	78
1981	Ken Harvey	15	2	0	92
1980	Steve Schonert	0	39	13	78
1979	Mark Fullbright	8	2	0	50
1978	Terry Allen	10	0	0	60
1977	Kelly Ellis	10	0	0	60
1976	Terry Allen	14	0	0	84
1975	Dave Schooley	11	2	0	68
1974	Pat Batten	12	0	0	72
1973	Dave Hodam	6	0	0	36
1972	Scott Swartzendruber	7	2	0	44
1971	Jerry Roling	5	0	0	30
1970	Gene Dietrich	0	10	7	31
1969	Gene Dietrich	0	22	6	40
1968	Dennis Kettner	8	2	0	50
1967	Ralph Thomsen	8	0	0	48
1966	Terry Fox	5	0	0	30
1965	Randy Schultz	10	0	0	60
1964	Bruce Montgomery	13	0	0	78
1963	Larry Thompson	7	12	2	60
1962	Dan Boals	12	18	0	90
1961	Dan Boals	10	19	0	79
1960	Warren Hansen	8	0	0	48
1959	Allee Nowden	5	2	0	32
1958	Max Huffman	5	10	0	40
1957	Lew Roberts	8	0	0	48
1956	Pat Halligan	7	0	0	42
1955	Larry Bitcon	12	0	0	72
1954	Dick Beetsch	11	0	0	66
1953	Arthur Landau	14	0	0	84
1951	Pat Halligan	6	0	0	36
1950	Bud Rainbow	9	0	0	54
1949	Paul DeVan	7	0	0	42
1948	Paul DeVan	11	0	0	66
1947	Bob Williams	7	0	0	42
1946	Lavene Camarata	11	0	0	66
1945	No Record				
1942	Curly Steinkamp	10	0	0	60
1941	Gene Goodwillie	6	0	0	36
1940	Claude Santee	9	0	0	54
1939	Ben McCabe	2	8	0	20
1938	George Dutcher	6	1	0	37
1937	John Magovich	7	0	0	42
1936	Lloyd Gnagy	3	10	1	31
1935	Orville Nichols	6	0	0	36
1934	Orville Nichols	7	0	0	42

KICK SCORING (1949-2005)

Year	Player	PAT	FG	Pts.
2006	Brian Wingert	38-39	17-23	89
2005	Brian Wingert	51-53	16-23	99
2004	Brian Wingert	40-42	14-18	82

2003	Brian Wingert	22-23	13-15	61
2002	MacKenzie Hoambrecker	18-19	25-28	93
2001	MacKenzie Hoambrecker	41-43	18-25	95
2000	MacKenzie Hoambrecker	44-49	13-22	83
1999	Brian Stegall	46-52	10-14	76
1998	Julio Guzman	32-34	8-13	56
1997	Julio Guzman	25-34	9-15	52
1996	Matt Waller	50-53	17-24	101
1995	Matt Waller	30-34	10-20	60
1994	Matt Waller	24-26	17-27	75
1993	Scott Obermeier	35-39	12-21	71
1992	Scott Obermeier	43-44	18-23	97
1991	Brian Mitchell	46-46	22-28	112
1990	Brian Mitchell	31-31	27-28	112
1989	Brian Mitchell	30-30	14-19	72
1988	Doug Jackson	31-32	9-13	58
1987	Kevin Mote	30-31	6-8	48
1986	Kevin Mote	22-25	7-12	43
1985	Mike Angell	29-33	15-22	74
1984	Mike Molstead	36-38	17-30	87
1983	Mike Molstead	17-22	15-21	62
1982	Steve Schonert	19-20	7-14	40
1981	Steve Schonert	29-32	6-13	47
1980	Steve Schonert	39-40	13-20	78
1979	Terry Lang	17-18	7-8	38
1978	Terry Lang	17-18	7-8	38
1977	Mark Whitver	21-24	3-4	30
1976	Mark Whitver	26-31	6-8	44
1975	Jim Fransen	33-35	3-6	42
1974	Kriss Smith	30-34	2-8	36
1973	Kriss Smith	15-16	5-11	30
1972	Herb McNeil	9-10	0-2	9
1971	Gene Dietrich	10-10	4-15	22
1970	Gene Dietrich	10-12	7-10	31
1969	Gene Dietrich	22-X	6-12	40
1968	Dick Klautd	22-X	1-X	25
1967	Bill Kovacevich	12-X	6-X	30
1966	Jerry Malloy	5-X	4-X	17
1965	Doug Korver	20-23	0-0	20
1964	Sid Sickles	15-X	1-X	18
1963	Larry Thompson	10-X	2-X	16
1962	Dan Boals	18-X	0-0	18
1961	Dan Boals	19-X	0	19
1960	Jerry Morgan	17-X	0	17
1955	Frank Sovich	18-33	0	18
1954	Larry Bitcon	12-21	0	12
1953	James Wachenheim	22-X	0	22
1951	James Wachenheim	18-26	0	18
1950	Don Prior	11-X	0	11
1949	Dick Skain	20-X	0	20

TOTAL OFFENSE (1949-2006)

Year	Player	Plays	Rush	Pass	Total
2006	Eric Sanders	323	211	1934	2145
2005	Eric Sanders	400	79	2929	3008
2004	Eric Sanders	206	171	1307	1478
2003	Tom Petrie	393	238	2357	2595
2002	Tom Petrie	298	322	1363	1685
2001	Tom Petrie	293	232	1330	1562

2000	Ryan Helming	429	113	3145	3258
1999	Ryan Helming	449	0	3469	3469
1998	Ryan Helming	368	10	2475	2485
1997	Shane Fortney	411	97	2558	2655
1996	Steve Beard	409	-30	3433	3403
1995	Chris Berg	328	-231	2751	2520
1994	Brett O'Donnell	385	-68	2417	2349
1993	Kurt Warner	354	-144	2747	2603
1992	Jay Johnson	406	-155	2937	2782
1991	Jay Johnson	367	-16	2399	2383
1990	Jay Johnson	390	-192	2929	2737
1989	Ken Macklin	327	-218	2046	1828
1988	Ken Macklin	286	33	1415	1448
1987	Mike Smith	465	-104	2859	2755
1986	Mike Smith	372	-11	3125	3114
1985	Mike Smith	435	79	2894	2973
1984	Larry Miller	337	-91	1988	1897
1983	Larry Miller	361	-7	1862	1855
1982	Larry Miller	324	-119	1767	1648
1981	Steve Sandon	426	-119	2700	2581
1980	Steve Sandon	388	-121	2761	2640
1979	Kelly Ellis	230	1093	23	1116
1978	Terry Allen	351	226	1113	1339
1977	Terry Allen	217	348	970	1318
1976	Terry Allen	387	656	1119	1775
1975	Bill Salmon	401	335	1773	2108
1974	Bill Salmon	314	458	1699	2157
1973	Bill Salmon	312	224	963	1187
1972	Jim O'Donnell	187	265	460	725
1971	Al Wichtendahl	252	-5	774	669
1970	Gary Weber	180	-25	578	553
1969	Bill Raun	327	-79	1818	1739
1968	Phil Schooley	331	-123	1745	1622
1967	Phil Schooley	306	-95	1193	1148
1966	Terry Fox	151	620	92	712
1965	Randy Schultz	210	909	0	909
1964	Randy Schultz	236	1072	0	1072
1963	Randy Schultz	142	827	0	827
1962	Dan Boals	182	1039	0	1039
1961	Dan Boals	162	1003	0	1003
1960	Jerry Morgan	221	76	1130	1206
1959	Max Huffman	96	489	30	519
1958	Jim Damron	171	61	663	724
1957	Tom Murphy	149	422	232	654
1956	Ron Brinkley	199	626	400	1026
1955	Larry Bitcon	138	639	0	639
1954	Ralph Capitani	252	210	1358	1568
1953	Ralph Capitani	317	311	1444	1755
1951	John Beach	104	387	148	535
1950	Bud Fisher	133	873	21	894
1949	Bud Rainbow	138	361	352	713

PUNTING (1949-2006)


Year	Player	No.	Yds.	Avg.
2006	Adam Kos	33	1317	39.9
2005	Adam Kos	69	2749	39.8
2004	Cory Henke	52	2109	40.6
2003	Cory Henke	71	2794	39.4
2002	Derrick Frost	49	2137	43.6

2001	Derrick Frost	62	2457	39.6
2000	Derrick Frost	48	1883	39.2
1999	Matt Malauskay	41	1645	40.1
1998	Randy Hall	62	2419	39.0
1997	Randy Hall	55	1993	36.2
1996	Justin Urbanek	52	2002	38.5
1995	Justin Urbanek	63	2465	39.1
1994	Ryan Elsbernd	59	2331	39.5
1993	Tim Mosley	35	1489	42.5
1992	Tim Mosley	78	3322	42.6
1991	Tim Mosley	63	2474	39.3
1990	Dan Rush	67	2673	39.9
1989	Dan Rush	69	2615	37.9
1988	Doug Jackson	35	1442	41.2
1987	Doug Jackson	30	1171	39.0
1986	Clay Netusil	47	2026	43.1
1985	Clay Netusil	67	2752	41.1
1984	Clay Netusil	54	2264	41.9
1983	Mike Johnson	54	2328	43.1
1982	Mike Johnson	79	3000	38.0
1981	Mike Johnson	65	2475	38.1
1980	Brad Zumbach	43	1730	40.2
1979	Kevin Thorp	65	2346	36.1
1978	Mark Whitver	70	2759	39.4
1977	Mark Whitver	41	1539	37.5
1976	Mark Whitver	59	2383	40.4
1975	Jim Fransen	62	2394	38.6
1974	Jim Fransen	45	1682	37.4
1973	Jim Fransen	64	2517	39.3
1972	Mike Butler	69	2810	40.7
1971	Mike Butler	72	2556	35.5
1970	Mike Butler	65	2562	39.4
1969	Mike Butler	58	2290	39.5
1968	Bob Livingston	66	2345	35.5
1967	Dick Miller	60	2265	37.7
1966	Dick Miller	49	1916	39.0
1965	Steve Wedgbury	50	1609	32.1
1964	Chuck Nolting	23	677	29.4
1962	Dave Cox	41	1353	33.0
1961	Dave Cox	36	1384	38.4
1960	Dave Cox	28	1069	38.2
1959	Jim Damron	23	767	33.4
1958	Jim Damron	34	1172	34.5
1957	Ron Sturch	20	773	38.6
1956	Frank Sovich	19	582	30.6
1955	Larry Bitcon	34	1183	34.8
1954	Ralph Capitani	24	711	29.6
1953	Ralph Capitani	28	862	30.8
1951	Bud Rowray	39	1263	32.4
1950	Jim Miller	38	1395	36.7
1949	Bob Lee	38	1201	31.6

KICKOFF RETURNS

(by yards) (1950-2006)

Year	Player	No.	Yds.	Avg.	TD
2006	Terrell Allen	11	266	24.2	1
2005	Jamie Goodwin	30	661	22.0	0
2004	Richard Carter	17	401	23.6	0
2003	Benny Sapp	17	423	24.9	0

**Adam Kos**

Adam Kos was the Panthers' leading punter in both 2005 and 2006.

**Joe Manigault**

Joe Manigault averaged 23.1 yards on 12 kickoff returns in 1975.

ANNUAL LEADERS

2002	Ben Sanderson	22	502	22.8	0
2001	Adam Bengé	25	588	23.5	0
2000	David Gunn	24	606	25.3	0
1999	Jerome Peterson	17	422	24.8	0
1998	Tyree Talton	22	605	27.5	0
1997	Tyree Talton	25	604	24.2	0
1996	Tyree Talton	27	927	34.3	3
1995	Anthony Taylor	18	455	25.3	0
1994	Anthony Taylor	11	271	24.6	0
1993	Jason McCleary	22	568	25.8	0
1992	Kenny Shedd	16	389	24.3	0
1991	Kenny Shedd	20	481	24.1	0
1990	Kenny Shedd	25	652	26.1	0
1989	Milo Popovic	28	604	21.6	0
1988	Wes Anderson	35	835	23.9	1
1987	Eric White	16	333	20.8	0
1986	Kevin Anderson	24	605	25.2	1
1985	Scott Owens	15	324	21.6	0
1984	Scott Owens	12	244	20.3	0
1983	Mario Sanders	8	193	24.1	0
1982	Steve Harris	17	312	18.4	0
1981	Craig Nordlie	26	569	21.9	1
1980	Craig Nordlie	13	280	21.5	0
1979	Kenny McNeail	16	311	17.9	0
1978	Kelly Ellis	21	427	20.3	0
1977	Kelly Ellis	31	505	16.3	0
1976	Marty Burroughs	11	228	20.7	0
1975	Joe Manigault	12	278	23.1	0
1974	Dave Schooley	20	422	21.1	0
1973	Dave Hodam	10	184	18.4	0
1972	Mike Woodley	13	256	19.7	0
1971	Mike Woodley	11	205	18.6	0
1970	Dave Hodam	16	375	23.4	0
1969	Clarence Rivers	22	395	17.9	0
1968	Tom Pinkham	14	216	15.4	X
1967	Bill Smith	16	357	22.3	0
1966	Lon Scriven	24	408	17.0	X
1965	Terry Fox	12	250	20.8	X
1964	Ron Franz	7	176	25.1	X
1963	Bruce Montgomery	8	250	31.2	X
1962	Larry Thompson	10	170	17.0	X
1961	Larry Thompson	14	210	15.0	X
1960	Dan Boals	13	198	15.2	X
1959	Max Huffman	11	162	14.7	X
1958	Bobby Hahn	13	360	27.7	0
1957	Lew Roberts	11	265	24.0	1
1956	Ron Brinkley	10	264	26.4	0
1954	Larry Bitcon	11	249	22.6	X
1953	Larry Bitcon	12	246	20.5	X
1950	Bud Fisher	17	308	18.1	X

PUNT RETURNS

(by yards) (1950-2006)

Year	Player	No.	Yds.	Avg.	TD
2006	Johnny Gray	19	155	8.2	0
2005	Johnny Gray	22	257	11.7	1
2004	Justin Surrency	14	125	8.9	1
2003	Justin Surrency	36	198	5.5	0
2002	Ben Sanderson	40	418	10.5	1

2001	Jake Soliday	27	355	13.2	2
2000	David Gunn	26	218	8.4	0
1999	Mike Furrey	23	287	12.5	1
1998	Mike Furrey	20	199	10.0	0
1997	Mike Furrey	9	146	16.2	0
1996	Dedric Ward	15	166	11.1	2
1995	Anthony Taylor	20	98	4.9	0
1994	Jason McCleary	15	129	8.6	0
1993	Jason McCleary	20	234	11.7	1
1992	Kenny Shedd	36	508	14.1	4
1991	Kenny Shedd	30	310	10.3	2
1990	Kenny Shedd	26	300	11.5	1
1989	Milo Popovic	38	525	13.8	2
1988	Milo Popovic	22	265	12.1	0
1987	Wes Anderson	30	264	8.8	0
1986	Chris Klieman	20	128	6.4	0
1985	Joe Fuller	22	211	9.6	0
1984	Joe Fuller	27	346	12.8	1
1983	Joe Fuller	22	344	15.6	1
1982	Craig Nordlie	17	119	7.0	0
1981	Craig Nordlie	22	130	5.9	0
1980	Kenny McNeail	32	146	4.6	0
1979	Kenny McNeail	22	237	10.8	1
1978	Mark Hendrickson	23	106	4.6	0
1977	Mark Hendrickson	14	78	5.5	0
1976	Mark Hendrickson	14	87	6.2	0
	Marty Burroughs	11	87	7.8	0
1975	Joe Manigault	10	66	6.6	0
1974	Jim Thomas	8	48	6.0	0
1973	Mike Woodley	17	96	5.6	0
1972	Mike Woodley	10	172	17.2	0
1971	Mike Woodley	14	142	10.1	0
1970	Larry Skartvedt	8	75	9.4	0
1969	Clarence Rivers	23	177	7.6	0
1968	Tom Pinkham	29	152	5.2	X
1967	Bill Smith	22	240	10.9	1
1966	Lon Scriven	17	114	6.7	X
1965	Randy Schultz	10	87	8.7	X
1964	Rod Franz	18	205	11.3	X
1963	Bruce Montgomery	9	49	5.4	X
	Larry Thompson	14	49	3.4	X
1958	Bobby Hahn	4	157	39.3	1
1957	Max Huffman	5	82	16.4	1
1956	Ron Brinkley	6	60	10.0	0
1954	Larry Bitcon	17	115	6.7	X
1953	Larry Bitcon	17	175	10.3	X
1950	Dick Eisenlauer	6	83	13.8	X

INTERCEPTION

RETURNS (by no.) (1950-2006)

Year	Player	No.	Yds.	Avg.	TD
2006	Dre Dokes	7	116	16.6	1
2005	Dre Dokes	3	5	1.7	0
	Tanner Varner	3	95	31.7	0
2004	Dre Dokes	4	118	29.5	1
2003	Dre Dokes	4	22	5.5	0
2002	Benny Sapp	4	42	10.5	0
	Justin Sandy	4	26	6.5	0
2001	Brent Browner	6	13	2.2	0



Jason McCleary

Jason McCleary led UNI two years in punt returns, averaging 11.7 yards in 1993.



Dre Dokes

Dre Dokes led the nation in interceptions with seven in 2006.



Dedric Ward

Former NFL player Dedric Ward led the Panthers for three years in all-purpose running.

2000	Ryan Doak	7	212	30.3	1
1999	David Gunn	3	18	6.0	0
1998	Tyree Talton	2	21	10.5	0
1997	Tyree Talton	3	21	7.0	0
1996	Tyree Talton	9	182	20.2	1
1995	Tyree Talton	8	57	7.1	0
1994	Todd Harrington	4	95	23.8	0
	Jason McCleary	4	53	13.3	0
1993	Todd Harrington	4	2	0.5	0
1992	Willie Beamon	3	34	11.3	0
1991	Simon Nelson	3	23	7.7	0
	Duane Peterson	3	5	1.7	0
	Jason McCleary	3	43	14.3	0
1990	Willie Beamon	8	72	9.0	1
1989	Chris Klieman	6	98	16.3	1
1988	Duane Petersen	5	71	14.2	1
1987	Kevin Anderson	4	44	11.0	0
1986	Mark Hein	3	5	1.7	0
1985	Moses Aimable	5	130	26.0	1
1984	Mark Farley	5	55	11.0	0
	Joe Fuller	5	115	23.0	1
1983	Charles Jenkins	3	29	9.7	0
1982	Mark Wilson	3	31	10.3	0
	Markel Oden	3	40	13.3	0
1981	Don Stewart	7	58	8.3	0
1980	John Root	7	66	9.4	1
1979	Mike Smiley	5	104	34.7	1
1978	Kevin Coughlin	3	26	8.7	0
1977	Kevin Coughlin	3	38	12.6	0
	Randy Hoffa	3	30	10.0	0
1976	Nick Maragos	7	35	5.0	0
1975	Nick Maragos	7	59	8.4	1
1974	Jim Thomas	2	87	43.5	1
	Nick Maragos	2	82	41.0	1
	Doug Jones	2	20	10.0	0
1973	Mike Woodley	7	74	10.6	0
1972	Jerry Ward	5	73	14.6	1
	Mike Woodley	5	60	12.0	0
	Nelson Converse	5	43	8.6	0
1971	Mike Woodley	4	81	20.3	0
	Randy Junkman	4	0	0	0
1970	Mike Woodley	4	28	7.0	0
	Randy Junkman	4	28	7.0	0
1969	Jim Luhrling	4	26	6.5	0
1968	Bob Livingston	4	57	14.2	0
1967	Bill Smith	8	101	12.6	0
1966	Bill Smith	7	98	14.0	X
1965	Bill Strottman	2	45	22.5	1
	Lynn King	2	19	9.5	0
	Rick Price	2	9	4.5	0
1964	Bruce Montgomery	4	0	0	0
1963	Bruce Montgomery	4	45	11.3	X
1962	Dan Boals	4	63	15.7	X
1961	John Raffensperger	4	26	6.5	X
1960	Jerry Morgan	6	81	13.5	0
1959	Jerry Morgan	4	31	7.8	X
1958	Max Huffman	3	42	14.0	X
1957	Tom Murphy	2	58	29.0	0
1954	Ollie Isaak	1	40	40.0	X
1953	Bud Bitcon	3	60	20	1
1951	Mahlon Kaylor	1	71	71.0	X
1950	Homer Bienfang	1	48	48.0	0

ALL-PURPOSE YARDS

(by yards) (1950-2006)

Year	Player	Rush	Rec	PR	KO	Total
2006	Johnny Gray	106	607	155	245	1113
2005	David Horne	1141	299	0	0	1440
2004	Terrance Freeney	1100	31	0	0	1131
2003	Richard Carter	859	210	0	287	1356
2002	Ben Sanderson	4	411	418	502	1335
2001	Adam Benge	1383	44	0	588	2015
2000	Eddie Berlin	5	1195	0	5	1205
1999	Mike Furrey	93	1179	287	20	1579
1998	Mike Furrey	52	1074	199	0	1325
1997	Mike Furrey	7	1291	146	106	1550
1996	Dedric Ward	0	1556	166	54	1776
1995	Dedric Ward	0	1283	41	0	1324
1994	Dedric Ward	0	1083	75	0	1158
1993	Jeff Stovall	1191	236	0	0	1427
1992	Kenny Shedd	0	978	508	389	1875
1991	Kenny Shedd	-1	662	310	481	1452
1990	Kenny Shedd	11	621	300	652	1584
1989	Milo Popovic	17	526	525	604	1672
1988	Wes Anderson	484	243	51	835	1613
1987	Carl Boyd	1223	814	0	169	2206
1986	Carl Boyd	715	893	0	0	1608
1985	Carl Boyd	1258	459	0	0	1717
1984	Steve Harris	1131	354	0	0	1485
1983	Chris Miliner	530	130	0	0	660
1982	Craig Nordlie	-8	339	119	269	719
1981	Ken Harvey	0	1161	0	0	1161
1980	Chris Miliner	899	162	0	0	1061
1979	Kelly Ellis	1093	49	9	251	1402
1978	Kelly Ellis	811	223	0	427	1461
1977	Kelly Ellis	853	214	0	505	1572
1976	Neal Moses	1010	34	0	0	1044
1975	Tom Scalissi	1104	84	0	24	1212
1974	Pat Batten	1013	104	0	0	1117
1973	Pat Batten	645	150	0	0	795
1972	Scott Swartzendruber	547	47	0	0	594
1971	Larry Skartvedt	9	469	1	67	546
1970	Dave Hodam	177	138	0	375	690
1969	Roger Jones	676	129	0	0	805
1968	Dennis Kettner	826	127	0	13	966
1967	Ralph Thomsen	776	143	0	0	919
1966	Terry Fox	620	439	2	95	1156
1965	Randy Schultz	909	55	87	178	1229
1964	Randy Schultz	1072	40	2	149	1263
1963	Randy Schultz	827	0	0	0	827
1962	Dan Boals	1039	40	X	33	1112
1961	Howard Becker	610	299	X	129	1038
1960	Warren Hansen	602	0	X	0	602
1959	Max Huffman	489	0	X	162	651
1958	Bobby Hahn	261	202	157	360	980
1957	Lew Roberts	514	132	28	265	939
1956	Ron Brinkey	626	0	60	264	950
1955	Larry Bitcon	639	95	0	0	734
1954	Larry Bitcon	301	319	115	249	984
1953	Larry Bitcon	555	227	175	246	1203
1951	Leland Crew	418	198	X	82	698
1950	Bud Fisher	873	66	60	308	1307

UNIVERSITY

OUTLOOK

STAFF

PLAYERS

OPPONENTS

REVIEW

RECORD BOOK

PROGRAM

TACKLES (1975-2006) (Coaches' Film)

Year	Player	Solo	Asst.	Total
2006	Dave Schratz	58	26	84
2005	Darin Heideman	64	68	132
2004	James Idleburgh	34	43	77
2003	Tyler Johnson	37	56	93
	Justin Sandy	51	42	93
2002	Jarvis Phillips	57	72	129
2001	Adam Vogt	93	67	160
2000	Ryan Doak	64	74	138
1999	Matt Pedersen	107	43	150
1998	Matt Pedersen	79	54	133
1997	Matt Pedersen	71	60	131
1996	Dannie Spann	37	85	122
1995	Dannie Spann	37	76	113
1994	Scott Durflinger	80	40	120
1993	Andre Allen	68	52	120
1992	Peter Burns	101	62	163
1991	Kevin Keith	64	33	97
1990	William Freeney	56	29	85
1989	Bryce Paup	84	31	115
1988	Mike Kolpin	53	49	102
1987	Chris Klieman	65	57	122
1986	Mark Farley	29	63	92
1985	Mark Farley	20	67	87
1984	Mark Farley	25	52	77
1983	Charles Jenkins	36	57	93
1982	Mark Wilson	33	86	119
1981	Joe Anderson	43	127	170
1980	Joe Anderson	24	70	94
1979	Matt Spanjers	32	95	127
1978	Reed Hunemuller	45	96	141
1977	Reed Hunemuller	34	83	117
1976	Mel Campbell	38	60	98
1975	Chuck Dickens	41	75	116



Peter Burns

Peter Burns recorded a team-high 163 tackles, including 62 solos, in 1992.

GATEWAY OPENERS (15-7)

Year	Score	Opponent	Year	Score	Opponent
1985	38-17	@Missouri State	1996	47-10	Illinois State
1986	45-3	Missouri State	1997	28-27	Southern Illinois
1987	38-14	@Indiana State	1998	20-27	@Southern Illinois
1988	9-28	Missouri State	1999	34-14	Southern Illinois
1989	22-37	@Missouri State	2000	14-34	@Southern Illinois
1990	30-9	Southern Illinois	2001	30-11	Youngstown State
1991	20-21	@Southern Illinois	2002	12-31	Western Kentucky
1992	41-14	Illinois State	2003	16-7	@Illinois State
1993	20-14	@Missouri State	2004	36-40	@Southern Illinois
1994	12-7	Missouri State	2005	41-24	@Western Illinois
1995	17-7	@Western Illinois	2006	38-7	Missouri State

UNI VS. THE FCS TOP 25 (Since 1985) 53-33

vs. #1 Marshall (1996)	L 31-14	vs. #8 Marshall (1991)	L 41-13
vs. #1 Youngstown State (1997)	W 35-32	vs. #8 Western Illinois (1996)	W 30-6
vs. #1 McNeese State (1998)	L 20-17	vs. #9 Georgia Southern (1985)	L 40-33
vs. #1 Montana (2001)	L 38-0	vs. #9 Youngstown State (1999)	L 29-20
vs. #1 Southern Illinois (2004)	L 40-36	vs. #9 Western Illinois (2002)	L 35-12
vs. #1 New Hampshire (2005)	W 24-21	vs. #9 Western Kentucky (2003)	L 24-3
vs. #2 Missouri State (1990)	W 20-17	vs. #10 Boise State (1990)	L 20-3
vs. #2 Idaho (1992)	W 27-26	vs. #10 Illinois State (1999)	L 47-28
vs. #2 Idaho (1991)	W 36-14	vs. #10 Stephen F. Austin (2000)	W 37-30
vs. #2 McNeese State (1994)	L 34-24	vs. #11 Eastern Washington (1985)	W 17-14
vs. #2 Western Illinois (1998)	W 10-6	vs. #11 Eastern Illinois (1986)	L 31-30
vs. #2 Youngstown State (2000)	L 28-24	vs. #11 McNeese State (1992)	W 29-7
vs. #2 Youngstown State (2001)	W 30-11	vs. #11 Northwestern State (2003)	W 43-10
vs. #2 Southern Illinois (2003)	W 43-40	vs. #11 Youngstown State (2005)	W 21-7
vs. #3 Northeast Louisiana (1987)	L 44-41 OT	vs. #12 Arkansas State (1987)	W 49-28
vs. #3 Stephen F. Austin (1996)	W 38-12	vs. #12 Western Illinois (2001)	W 17-14
vs. #3 Eastern Illinois (2001)	W 49-43	vs. #13 Eastern Illinois (1989)	W 31-28
vs. #3 Delaware (2003)	L 37-7	vs. #13 Western Illinois (1991)	W 24-17
vs. #4 Western Illinois (1988)	L 28-27	vs. #13 Stephen F. Austin (1995)	L 26-7
vs. #4 Montana (1994)	L 23-20	vs. #13 Stephen F. Austin (2004)	L 24-21
vs. #4 Murray State (1995)	W 35-34	vs. #14 Eastern Washington (1992)	W 17-14
vs. #4 Southern Illinois (2005)	W 25-24	vs. #14 Southern Illinois (2006)	L 47-23
vs. #4 Texas State (2005)	W 40-37 OT	vs. #15 Youngstown State (1987)	W 31-28
vs. #5 Missouri State (1989)	L 37-22	vs. #15 Western Illinois (1989)	W 21-10
vs. #5 Missouri State (1996)	W 38-31	vs. #15 Weber State (1991)	W 38-21
vs. #5 Western Illinois (1997)	L 29-22	vs. #15 McNeese State (1992)	W 21-18
vs. #5 McNeese State (1999)	W 41-17	vs. #15 Eastern Washington (2005)	W 41-38
vs. #5 Appalachian State (2005)	L 21-16	vs. #16 Eastern Illinois (1996)	W 21-14
vs. #5 Youngstown State (2006)	W 31-23	vs. #16 McNeese State (1997)	L 22-5
vs. #6 Western Illinois (1987)	W 52-7	vs. #16 Youngstown State (1998)	W 42-14
vs. #6 Boston University (1993)	L 27-21 OT	vs. #16 Maine (2001)	W 56-28
vs. #6 Idaho (1994)	L 21-12	vs. #17 Missouri State (1991)	W 22-0
vs. #6 Marshall (1995)	L 41-14	vs. #17 Youngstown State (2002)	W 22-7
vs. #6 Western Illinois (2000)	L 44-41	vs. #19 Western Illinois (1992)	W 37-6
vs. #6 Western Kentucky (2001)	W 24-23	vs. #21 Youngstown State (1996)	W 23-10
vs. #6 Western Kentucky (2004)	L 17-10	vs. #21 Indiana State (1996)	W 35-19
vs. #6 Western Kentucky (2005)	W 23-20 2OT	vs. #22 Missouri State (1992)	W 37-12
vs. #6 Illinois State (2006)	W 38-27	vs. #22 Eastern Illinois (1995)	W 17-7
vs. #7 Youngstown State (1992)	L 19-7	vs. #23 Indiana State (1995)	W 27-10
vs. #7 McNeese State (1993)	L 27-10	vs. #23 Stephen F. Austin (1998)	W 14-10
vs. #7 William & Mary (1996)	W 38-35	vs. #23 Southern Illinois (1999)	W 34-14
vs. #7 Western Illinois (2003)	W 38-30	vs. #23 Montana State (2003)	W 35-14
vs. #8 Delaware State (1985)	W 37-17	vs. #25 Western Kentucky (2002)	L 38-13

HIGHEST SCORING GAMES

(Both Teams)

Pts.	Opponent	Yr.	W/L	Score
137	Coe	1899	L	57-80
96	Evansville	1980	W	63-33
95	Iowa	1914	L	0-95
93	McNeese State	1986	W	55-38
92	Eastern Illinois	2001	W	49-43
88	Youngstown St.	1981	W	45-43
87	Wyoming	1993	L	42-45
86	Southern Utah	1997	W	53-33
85	NE Louisiana	1987	L	44-41 (OT)
85	Western Illinois	2001	L	41-44
84	Illinois State	1997	W	50-34
84	Cal Poly	2000	W	43-41
84	Maine	2001	W	56-28
83	Southern Illinois	2003	W	43-40
82	UW-Platteville	1915	W	82-0
81	Iowa Training	1904	W	76-5
81	South Dakota St.	1952	W	47-34
81	Ball State	2001	W	42-39
80	Upper Iowa	1900	L	12-68
80	UW-Whitewater	1984	W	73-7
79	Eastern Washington	2005	W	41-38
78	Nevada-Las Vegas	1975	L	30-48
77	Iowa State	1987	L	38-39
77	Wayne State (Neb.)	1988	W	77-0
77	Texas State	2005	W	40-37 (OT)
76	Youngstown St.	1985	W	50-26
76	Southern Illinois	2004	L	36-40
75	Coe	1904	W	75-0
75	Illinois State	1999	L	28-47
74	Augustana	1951	W	67-7
74	Prairie View A&M	2000	W	60-14
73	Western Illinois	1999	L	27-46
73	Winona State	1998	W	66-7
73	Morgan State	1988	W	59-14
73	Idaho	1981	L	14-59
71	Dubuque	1919	W	71-0
71	South Dakota St.	1953	L	19-52
71	Montana State	1986	L	25-46
70	Truman State	1956	W	44-26
70	Western Kentucky	1991	W	49-21
70	Indiana State	1991	W	49-21
70	Southern Illinois	2006	L	23-47

MARGINS OF DEFEAT

Mar.	Opponent	Year	Score
95	Iowa	1914	0-95
68	Iowa	1900	0-68
66	Iowa	1997	0-66
58	North Dakota State	1977	0-58
58	Iowa	1902	5-63
56	Upper Iowa	1900	12-68
52	Iowa State	1902	0-52
50	Drake	1900	0-50
49	Coe	1918	3-52
49	Pitt	1988	10-59
47	Drake	1945	6-53
45	Idaho	1981	14-59
45	Iowa State	2001	0-45
42	Lennox	1896	0-42
42	Iowa	1913	3-45
42	North Dakota State	1972	0-42

VICTORY MARGINS

Mar.	Opponent	Year	Score
82	UW-Platteville	1915	82-0
77	Wayne State (NE)	1988	77-0
75	Coe	1904	75-0
71	Iowa Training	1904	76-5
71	Dubuque	1919	71-0
66	UW-Whitewater	1984	73-7
63	Lennox	1910	63-0
62	Northern Michigan	2003	62-0
59	Winona State	1998	66-7
56	Waterloo HS	1897	56-0
55	Ellsworth JC	1921	56-0
55	Lennox	1903	55-0
54	Fairbank HS	1908	54-0
52	Indiana State	2004	58-6
51	Ellsworth JC	1919	51-0
50	Augustana	1954	50-0
50	Morgan State	1991	56-6
49	Augustana	1949	49-0
49	Augustana	1964	49-0
48	Moorhead State	1993	48-0
48	Nebraska-Omaha	1942	48-0
48	Iowa Wesleyan	1924	54-6
47	Augustana	1952	47-0
46	Drake	1946	46-0
46	Montana State	1987	53-7
46	Prairie View A&M	2000	60-14
45	Western Illinois	1987	52-7
45	Simpson	1940	52-7
45	North Dakota State	1941	51-6
45	Morgan State	1988	59-14
45	Lock Haven	1995	55-10
45	Winona State	1995	48-3

ATTENDANCE MARKS

(Since 1976) In the UNI-Dome

1.	16,324	vs. Southwest Missouri State (1990); vs. Idaho (1992); vs. Southwest Missouri State (1992); vs. Southern Illinois (1993); vs. McNeese State (1994); vs. Illinois State (1994); vs. Idaho (1995)
8.	15,536	vs. Southern Illinois (2005)
9.	15,476	vs. Western Illinois (1996)
10.	15,429	vs. Indiana State (1991)
11.	15,383	vs. Western Illinois (1994)
12.	15,100	vs. North Dakota State (1976)
13.	15,088	vs. Southern Illinois (2003)
14.	15,086	vs. Illinois State (1992)
15.	14,920	vs. Indiana State (1988)
16.	14,727	vs. Southwest Missouri State (1996)
17.	14,692	vs. McNeese State (1996)
	14,689	vs. Illinois State (1990)
	14,684	vs. Western Kentucky (2002)
20.	14,552	vs. Western Illinois (1992)
21.	14,522	vs. Illinois State (1996)
22.	14,431	vs. Indiana State (1993)

On the Road

1.	70,585	at Iowa (2005)
2.	70,397	at Iowa (1995)
3.	66,325	at Iowa (1997)
4.	55,518	at Iowa State (2006)
5.	50,120	at Minnesota (1987)
6.	48,088	at Iowa State (2003)
7.	47,092	at Iowa State (2001)
8.	46,515	at Iowa State (1987)
9.	46,219	at Iowa State (1988)
10.	45,647	at Iowa State (1990)
11.	42,865	at Iowa State (2004)
12.	40,646	at Iowa State (1992)
13.	40,294	at Iowa State (1994)
14.	40,122	at Iowa State (1996)
15.	40,085	at Oklahoma State (2002)
16.	36,300	at Oklahoma State (1990)
17.	35,755	at Pittsburgh (1988)
18.	28,820	at Kansas State (1986)
19.	28,275	at Kansas State (1989)
20.	26,490	at Boise State (2000)
21.	21,275	at Ohio (1999)
22.	21,119	at Youngstown State (2000)
23.	20,236	vs. Appalachian State (2005) (Chattanooga, Tenn.)
24.	19,572	at McNeese State (1993)
25.	19,321	at Youngstown State (2006)

ANNUAL TEAM YARDAGE

OFFENSE

Year	Rushing Yards	Rush Y/game	Passing Yards	Pass Y/game	Total Yards
2006	2412	219.3	2079	189.0	4491
2005	2456	163.7	3552	236.8	6008
2004	2241	203.7	2048	186.2	4289
2003	2764	212.6	2367	182.1	5131
2002	1779	161.7	2207	200.6	3986
2001	2679	191.4	2309	164.9	4988
2000	1644	149.5	3184	289.5	4828
1999	1518	138.0	3717	337.9	5235
1998	1704	154.9	2981	271.0	4685
1997	1581	143.7	2881	261.9	4462
1996	2038	145.6	3607	257.6	5645
1995	1715	131.9	3223	247.9	4938
1994	1804	150.3	2525	210.4	4329
1993	1986	136.3	3116	259.7	4751
1992	2148	123.8	3006	214.7	4739
1991	2256	173.5	2728	209.9	4984
1990	1217	101.4	3070	255.8	4287
1989	1259	114.5	2163	196.6	3422
1988	2538	204.0	1702	154.7	3946
1987	2340	167.1	3661	261.5	6001
1986	1787	162.5	3426	311.5	5213
1985	2622	201.7	3205	246.5	5827
1984	1583	143.9	2714	246.7	4297
1983	1210	110.0	2231	202.8	3441
1982	1243	113.0	1915	174.1	3158
1981	964	87.6	2710	246.4	3674
1980	1649	149.9	2904	264.0	4553
1979	1795	163.2	820	74.5	2615
1978	1751	159.2	1289	117.2	3040
1977	2463	223.9	1317	119.7	3780
1976	2760	250.9	1131	102.8	3891
1975	2366	197.2	1793	149.4	4159
1974	2250	225.0	1750	175.0	4000
1973	1794	179.4	1303	130.3	3097
1972	1728	172.8	867	86.7	2595
1971	781	86.8	850	94.4	1643
1970	1048	104.8	992	99.2	2040
1969	1463	146.3	1905	190.5	3368
1968	1553	155.3	1800	180.0	3353
1967	1530	153.0	1226	122.6	2756
1966	1262	140.2	1097	121.9	2359
1965	1478	164.2	789	87.7	2267
1964	2632	239.3	960	87.3	3592
1963	2077	230.8	655	72.8	2732
1962	2260	251.1	511	56.8	2771
1961	2276	252.9	791	87.9	3067
1960	1979	197.9	1222	122.2	3201
1959	2027	225.2	548	60.9	2575
1958	1400	155.6	856	95.1	2256
1957	2064	258.0	366	45.8	2430
1956	2054	256.8	467	58.4	2521
1955	2202	244.7	680	75.6	2882
1954	1414	176.8	1649	206.1	3063

DEFENSE

Year	Rushing Yards	Rush Y/game	Passing Yards	Pass Y/game	Total Yards
2006	1519	138.1	2242	203.8	3761
2005	1907	127.1	3725	248.3	5632
2004	1202	109.3	2153	195.7	3355
2003	1604	123.4	2603	200.2	4207
2002	1684	153.1	1997	181.6	3681
2001	2498	178.4	2743	195.9	5241
2000	2031	184.6	2523	229.4	4554
1999	1653	150.3	2055	186.8	3708
1998	1449	131.7	2190	199.1	3639
1997	2212	201.1	2298	208.9	4510
1996	2560	182.9	2488	177.7	5048
1995	1845	141.9	2281	175.5	4126
1994	1526	127.2	2212	184.3	3738
1993	2388	162.4	1661	138.4	3610
1992	2282	122.6	2171	155.1	3887
1991	1967	113.6	2095	161.2	3572
1990	1912	122.0	2496	208.0	3960
1989	1984	145.4	1643	149.4	3242
1988	1639	115.5	1937	176.1	3207
1987	2522	180.1	2456	175.4	4978
1986	1372	124.7	2021	183.7	3393
1985	1464	112.6	2612	200.9	4076
1984	704	64.0	2063	187.5	2767
1983	1346	122.4	1874	170.4	3220
1982	1673	152.1	2089	189.9	3762
1981	2371	215.5	1699	154.5	4070
1980	1137	103.4	1742	158.4	2879
1979	1748	158.9	1701	154.6	3449
1978	2352	213.8	1604	145.8	3956
1977	2335	212.3	1802	163.8	4137
1976	1314	119.5	1954	177.6	3793
1975	2296	191.3	1235	102.9	3531
1974	2653	265.3	1046	104.6	3699
1973	1845	184.5	1003	100.3	2848
1972	1731	173.1	1562	156.2	3293
1971	1258	139.8	797	88.6	2103
1970	2203	220.3	1337	133.7	3540
1969	2062	206.2	1202	120.2	3264
1968	1591	159.1	1135	113.5	2726
1967	1209	120.9	1100	110.0	2309
1966	1473	163.7	1074	119.3	2547
1965	1069	118.8	1067	118.6	2136
1964	888	80.7	985	89.5	1873
1963	1351	150.1	667	74.1	2018
1962	960	106.7	913	101.4	1873
1961	1027	114.1	763	84.8	1790
1960	1445	144.5	806	80.6	2251
1959	1305	145.0	733	81.4	2038
1958	1768	196.4	452	50.2	2220
1957	1466	183.3	883	110.4	2340
1956	1401	175.1	852	106.5	2253
1955	1493	165.9	581	64.6	2074
1954	1372	171.5	759	94.9	2131



Ross Hannam

OVERALL ATTENDANCE RECORDS

- 70,585 at Iowa (2005)
- 70,397 at Iowa (1995)
- 66,325 at Iowa (1997)
- 55,518 at Iowa State (2006)
- 50,120 at Minnesota (1987)
- 48,088 at Iowa State (2003)
- 47,092 at Iowa State (2001)
- 46,515 at Iowa State (1987)
- 46,219 at Iowa State (1988)
- 45,647 at Iowa State (1990)
- 42,865 at Iowa State (2004)
- 40,646 at Iowa State (1992)
- 40,295 at Iowa State (1994)
- 40,122 at Iowa State (1996)
- 40,085 at Oklahoma State (2002)
- 36,300 at Oklahoma State (1990)
- 35,755 at Pittsburgh (1988)
- 28,820 at Kansas State (1986)
- 28,275 at Kansas State (1989)
- 26,490 at Boise State (2000)
- 21,275 at Ohio (1999)
- 21,119 at Youngstown State (2000)
- 20,236 vs. Appalachian State (2005)
(Chattanooga, Tenn.)
- 19,572 at McNeese State (1993)
- 19,321 at Youngstown State (2006)

2007 NCAA FCS PLAYOFF INFORMATION

First Rounds (Campus Sites) November 24, 2007
Quarterfinals (Campus Sites) December 1, 2007
Semifinals (Campus Sites) December 7-8, 2007
Championship December 14, 2007
 Max Finley Stadium, Chattanooga, Tenn.
 Host: University of Tennessee at Chattanooga

PAST FCS CHAMPIONSHIP

Games and Results

2006	Appalachian State 28, Massachusetts 17 Chattanooga, Tenn.
2005	Appalachian State 21, UNI 16 Chattanooga, Tenn.
2004	James Madison 31, Montana 21 Chattanooga, Tenn.
2003	Delaware 40, Colgate 0 Chattanooga, Tenn.
2002	Western Kentucky 34, McNeese State 14 Chattanooga, Tenn.
2001	Montana 13, Furman 6 Chattanooga, Tenn.
2000	Georgia Southern 27, Montana 25 Chattanooga, Tenn.
1999	Georgia Southern 59, Youngstown State 24 Chattanooga, Tenn.
1998	Massachusetts 55, Georgia Southern 43 Chattanooga, Tenn.
1997	Youngstown State 10, McNeese State 9 Chattanooga, Tenn.
1996	Marshall 49, Montana 29 Huntington, W. Va.
1995	Montana 22, Marshall 20 Huntington, W. Va.
1994	Youngstown State 28, Boise State 14 Huntington, W. Va.
1993	Youngstown State 17, Marshall 5 Huntington, W. Va.
1992	Marshall 31, Youngstown State 28 Huntington, W. Va.
1991	Youngstown State 25, Marshall 17 Statesboro, Ga.
1990	Georgia Southern 36, Nevada 13 Statesboro, Ga.
1989	Georgia Southern 37, Stephen F. Austin 34 Statesboro, Ga.
1988	Furman 17, Georgia Southern 12 Pocatello, Idaho

1987	Northeast Louisiana 43, Marshall 42 Pocatello, Idaho
1986	Georgia Southern 48, Arkansas State 21 Tacoma, Wash.
1985	Georgia Southern 44, Furman 42 Tacoma, Wash.
1984	Montana State 19, Louisiana Tech 6 Charleston, S.C.
1983	Southern Illinois 43, Western Carolina 7 Charleston, S.C.
1982	Eastern Kentucky 17, Delaware 14 Wichita Falls, Texas
1981	Idaho State 34, Eastern Kentucky 23 Wichita Falls, Texas
1980	Boise State 31, Eastern Kentucky 29 Sacramento, Calif.
1979	Eastern Kentucky 30, Lehigh 7 Orlando, Fla.
1978	Florida A&M 35, Massachusetts 28 Wichita Falls, Texas

TEAM-BY-TEAM

Playoff Appearances

Team (Appearances-Last)	Record
Akron (1-1985)	0-1
Alcorn State (3-1994)	0-3
Appalachian State (14-2006)	16-12
Arkansas State (4-1987)	6-4
Bethune-Cookman (2-2003)	0-2
Boise State (5-1994)	8-4
Boston University (5-1994)	2-5
Cal Poly (1-2005)	1-1
Central Florida (2-1993)	2-2
Chattanooga (1-1984)	0-1
The Citadel (3-1992)	1-3
Coastal Carolina (1-2006)	0-1
Colgate (7-2005)	4-7
Delaware (13-2004)	16-12
East Tennessee State (1-1996)	1-1
Eastern Illinois (11-2006)	3-11
Eastern Kentucky (17-1997)	16-15
Eastern Washington (5-2005)	4-5
Florida A&M (7-2001)	5-6
Florida Atlantic (1-2003)	0-1
Fordham (1-2002)	1-1
Furman (15-2006)	17-14
Georgia Southern (16-2005)	38-10
Grambling (3-1989)	0-3
Hampton (5-2006)	0-5
Hofstra (5-2001)	2-5
Holy Cross (1-1983)	0-1
Howard (1-1993)	0-1

Idaho (11-1995)	6-11
Idaho State (2-1983)	3-1
Illinois State (3-2006)	3-3
Indiana State (2-1984)	1-2
Jackson State (12-1997)	0-12
Jacksonville State (2-2004)	0-2
James Madison (7-2005)	6-6
Lafayette (3-2006)	0-3
Lehigh (7-2004)	4-7
Louisiana Tech (2-1984)	4-2
Maine (4-2002)	2-4
Marshall (8-1996)	23-6
Massachusetts (7-2006)	9-6
McNeese State (12-2006)	11-12
Middle Tennessee State (7-1994)	6-7
Mississippi Valley State (1-1984)	0-1
Missouri State (2-1990)	1-2
Montana (17-2006)	24-15
Montana State (4-2006)	4-3
Murray State (5-2002)	1-5
Nevada (7-1991)	9-7
New Hampshire (5-2006)	3-5
Nicholls State (3-2005)	1-3
North Carolina A&T (4-2003)	1-4
North Texas (4-1994)	0-4
Northeast Louisiana (4-1993)	5-3
Northeastern (1-2002)	0-1
Northern Arizona (4-2003)	1-4
Northwestern State (6-2004)	3-6
Portland State (1-2000)	0-1
Rhode Island (3-1985)	2-3
Richmond (5-2005)	3-5
Samford (2-1992)	2-2
Sam Houston State (4-2004)	3-4
South Carolina State (2-1982)	2-2
Southern Illinois (5-2006)	5-5
Stephen F. Austin (4-1995)	6-4
Tennessee-Martin (1-2006)	0-1
Tennessee State (5-1999)	2-5
Texas State (1-2005)	2-1
Troy State (7-2000)	5-7
UNI (12-2005)	15-12
Villanova (6-2002)	3-6
Weber State (2-1991)	1-2
Western Carolina (1-1983)	3-1
Western Illinois (8-2002)	5-8
Western Kentucky (8-2004)	8-7
William & Mary (7-2004)	4-7
Wofford (1-2003)	2-1
Youngstown State (10-2000)	23-6

ALL-TIME GATEWAY FOOTBALL CONFERENCE STANDINGS

2006	GFC	All	2001	GFC	All	1995	GFC	All	1989	GFC	All
Youngstown State	6-1	11-3	UNI	6-1	11-3	Eastern Illinois	5-1	10-2	Missouri State	5-1	10-3
UNI	5-2	7-4	Youngstown State	5-2	8-3	UNI	5-1	8-5	Eastern Illinois	4-2	9-4
Illinois State	5-2	9-4	Western Kentucky	5-2	8-4	Indiana State	3-3	7-4	UNI	4-2	8-3
Southern Illinois	4-3	9-4	Western Illinois	4-3	5-5	Illinois State	3-3	5-6	Illinois State	4-2	5-6
Western Kentucky	4-3	6-5	Missouri State	3-4	6-5	Southern Illinois	2-4	5-6	Indiana State	2-4	4-7
Western Illinois	2-5	5-6	Indiana State	2-5	3-8	Western Illinois	2-4	4-7	Western Illinois	1-5	4-7
Indiana State	1-6	1-10	Illinois State	2-5	2-9	Missouri State	1-5	4-7	Southern Illinois	1-5	2-9
Missouri State	1-6	2-9	Southern Illinois	1-6	1-10						
2005	GFC	All	2000	GFC	All	1994	GFC	All	1988	GFC	All
UNI	5-2	7-4	Western Illinois	5-1	9-3	UNI	6-0	8-4	Western Illinois	6-0	10-2
Southern Illinois	5-2	9-4	Youngstown State	4-2	9-3	Western Illinois	4-2	8-3	Missouri State	4-2	5-5
Youngstown State	5-2	8-3	Illinois State	4-2	7-4	Eastern Illinois	4-2	6-5	Indiana State	4-2	5-6
Illinois State	4-3	7-4	UNI	3-3	7-4	Illinois State	3-3	5-5-1	UNI	3-3	5-6
Western Kentucky	4-3	7-4	Missouri State	2-4	5-6	Indiana State	2-4	5-6	Eastern Illinois	2-4	5-6
Western Illinois	3-4	5-6	Southern Illinois	2-4	3-8	Missouri State	2-4	4-7	Southern Illinois	2-4	4-7
Missouri State	2-5	4-6	Indiana State	1-5	1-10	Southern Illinois	0-6	1-10	Illinois State	0-6	1-10
Indiana State	0-7	0-11									
2004	GFC	All	1999	GFC	All	1993	GFC	All	1987	GFC	All
Southern Illinois	7-0	10-2	Illinois State	6-0	11-3	UNI	5-1	8-4	UNI	6-0	10-4
Western Kentucky	6-1	9-3	Youngstown State	5-1	12-3	Missouri State	4-2	7-4	Western Illinois	5-1	7-4
UNI	5-2	7-4	UNI	3-3	8-3	Western Illinois	4-2	4-7	Eastern Illinois	3-3	5-6
Missouri State	3-4	6-5	Western Illinois	2-4	7-4	Illinois State	2-3-1	6-4-1	Missouri State	3-3	5-6
Illinois State	2-5	4-7	Missouri State	2-4	5-6	Eastern Illinois	2-3-1	3-7-1	Indiana State	2-4	5-6
Western Illinois	2-5	4-7	Indiana State	2-4	3-8	Indiana State	2-4	4-7	Southern Illinois	2-4	3-8
Youngstown State	2-5	4-7	Southern Illinois	1-5	5-6	Southern Illinois	1-5	2-9	Illinois State	0-6	3-7
Indiana State	1-6	4-7									
2003	GVC	All	1998	GFC	All	1992	GFC	All	1986	GFC	All
Southern Illinois	6-1	10-2	Western Illinois	5-1	11-3	UNI	5-1	12-2	Eastern Illinois	5-1	11-2
UNI	6-1	10-3	Illinois State	4-2	8-4	Western Illinois	4-2	7-4	Southern Illinois	4-2	7-4
Western Illinois	5-2	9-4	UNI	3-3	7-4	Missouri State	4-2	6-5	UNI	4-2	7-3-1
Western Kentucky	5-2	9-4	Youngstown State	3-3	6-5	Eastern Illinois	2-4	5-6	Illinois State	3-3	5-5
Illinois State	3-4	6-6	Missouri State	3-3	5-6	Illinois State	2-4	5-6	Western Illinois	2-4	6-5
Youngstown State	2-5	5-7	Indiana State	2-4	5-6	Indiana State	2-4	4-7	Indiana State	1-5	3-8
Missouri State	1-6	4-7	Southern Illinois	1-5	3-8	Southern Illinois	2-4	4-7	Missouri State	1-5	3-7
Indiana State	0-7	3-9									
2002	GFC	All	1997	GFC	All	1991	GVC	All	1985	GFC	All
Western Illinois	6-1	11-2	Western Illinois	6-0	11-2	UNI	5-1	11-2	UNI	5-0	11-2
Western Kentucky	6-1	12-3	UNI	5-1	7-4	Southern Illinois	4-2	7-4	Missouri State	2-2-1	6-4-1
Youngstown State	4-3	7-4	Youngstown State	4-2	13-2	Western Illinois	4-2	7-4-1	Western Illinois	2-3	5-5
Illinois State	4-3	6-5	Missouri State	3-3	5-6	Missouri State	3-3	6-4-1	Southern Illinois	2-3	4-7
Indiana State	3-4	5-7	Indiana State	2-4	3-8	Indiana State	2-4	5-6	Eastern Illinois	2-3	6-5
UNI	2-5	5-6	Southern Illinois	1-5	3-8	Eastern Illinois	2-4	4-7	Illinois State	1-3-1	6-3-2
Southern Illinois	2-5	4-8	Illinois State	0-6	2-9	Illinois State	1-5	5-6			
Missouri State	1-6	4-7									
			1996	GFC	All	1990	GFC	All			
			UNI	5-0	12-2	Missouri State	5-1	9-3			
			Western Illinois	3-2	9-3	UNI	5-1	8-4			
			Missouri State	3-2	7-4	Eastern Illinois	3-3	5-6			
			Indiana State	3-2	6-5	Illinois State	3-3	5-6			
			Southern Illinois	1-4	5-6	Western Illinois	3-3	3-8			
			Illinois State	0-4	3-8	Indiana State	1-5	4-7			
						Southern Illinois	1-5	2-9			

INDIVIDUAL

Rushing

Game: 177, Adam Benge (vs. Eastern Illinois), 2001
 Longest Run: 68, Sylvester Brown (vs. Montana), 1994



Adam Benge rushed for 177 yards against Eastern Illinois in the 2001 FCS playoffs.

Passing

Attempted: 62, Mike Smith (vs. Northeast Louisiana), 1987
 Completed: 37, Mike Smith (vs. Northeast Louisiana), 1987
 Intercepted: 6, Jay Johnson (vs. Boise State), 1990
 Yardage: 418, Mike Smith (vs. Northeast Louisiana), 1987
 TDs: 6, Mike Smith (vs. Northeast Louisiana), 1987
 Longest Completion: 78, Mike Smith (vs. Arkansas State), 1987
 Longest Scoring: 78, Mike Smith (vs. Arkansas State), 1987

Receiving

Caught: 12, Wes Anderson (vs. Northeast Louisiana), 1987
 Longest: 78, Wes Anderson (vs. Arkansas State), 1987
 Longest TD: 78, Wes Anderson (vs. Arkansas State), 1987
 Most Yardage: 160, Patrick Hunter (vs. Texas State), 2005
 TD Catches: 3, Sherrod Howard (vs. Northeast Louisiana), 1987; Alonzo Clayton (vs. Murray State), 1995

Scoring

TDs: 4, Adam Benge (vs. Eastern Illinois), 2001
 PAT Attempts: 6, MacKenzie Hoambrecker (vs. Eastern Illinois, Maine), 2001
 PATs Made: 6, MacKenzie Hoambrecker (vs. Maine), 2001

Total Offense

Yards: 410, Mike Smith (vs. Northeast Louisiana), 1987

Miscellaneous

Longest KO Return: 97, Tyree Talton (vs. Eastern Illinois), 1996
 Longest Punt Return: 58, Alonzo Clayton (vs. Marshall), 1996
 Passes Intercepted: 2, Bruce Montgomery (Pecan Bowl), 1964; Todd Harrington (vs. Boston University), 1993
 Longest Interception Return: 47, Ken Harris (vs. Maine), 2001

TEAM

Rushing

No.: 71 (Pecan Bowl), 1964
 Yards: 266 (vs. Weber State), 1991

Passing

Attempts: 62 (vs. Northeast Louisiana), 1987
 Completions: 37 (vs. Northeast Louisiana), 1987
 Interceptions: 6 (vs. Boise State), 1990
 Yards: 418 (vs. Northeast Louisiana), 1987
 TDs: 6 (vs. Northeast Louisiana), 1987

Total Offense

Plays: 107 (vs. Northeast Louisiana), 1987
 Yards: 552 (vs. Georgia Southern), 1985



Patrick Hunter caught four passes for 160 yards and two touchdowns against Texas State in the 2005 FCS national semifinals.



Mike Smith threw for 418 yards and six TDs in the overtime loss to Northeast Louisiana in the 1987 FCS playoffs.

DEFENSIVE RECORDS

Rushing by an Opponent

Plays: 60 (Eastern Illinois), 1996
 Yards: 415 (Georgia Southern), 1985
 TDs: 5 (Montana), 2001
 Longest TD: 70 (Georgia Southern), 1985

Passing by an Opponent

Attempts: 51 (Montana), 1994; (Murray State), 1995
 Completions: 38 (Montana), 1994
 Interceptions: 4 (McNeese State), 1992
 Yards: 436 (Montana), 1994
 TDs: 5 (William & Mary), 1996; (Eastern Illinois), 2001
 Longest TD: 80 (Pecan Bowl), 1964

Total Offense

Plays: 96 (New Hampshire), 2005
 Yards: 631 (New Hampshire), 2005

Rushing -- Least Against UNI

Plays: 21 (Montana State), 2003
 Yards: 18 (Montana), 1994

Passing -- Least Against UNI

Attempts: 6 (Georgia Southern), 1985
 Completions: 2 (Georgia Southern), 1985
 Interceptions: 0 (Several)
 TDs: 0 (Several)

Total Offense -- Least Against UNI

Plays: 50 (Pecan Bowl), 1964
 Yards: 164 (Western Kentucky), 1975

Scoring

Most Points: 44 (Northeast Louisiana), 1987
 Least Points: 7 (McNeese State), 1992

PANTHERS AMONG NATIONAL STATISTICAL LEADERS (beginning in 1990)

2006

10th in rushing offense
55th in passing offense
4th in total offense
11th in scoring offense
52nd in rushing defense
65th in pass efficiency defense
65th in total defense
55th in scoring defense
85th in net punting
66th in punt returns
18th in kickoff returns
17th in turnover margin
90th in pass defense
8th in passing efficiency
Corey Lewis 27th in rushing
Darian Williams T-78th in rushing
Eric Sanders 11th in passing efficiency
Eric Sanders 46th in total offense
Johnny Gray T-100th in receptions
Johnny Gray 79th in receiving yards
Dre Dokes 1st in interceptions
Chris Parsons 2nd in interceptions
Johnny Gray 46th in punt returns
Brian Wingert 4th in field goals
Brian Wingert 19th in scoring
Corey Lewis T-36th in scoring
Corey Lewis 44th in all-purpose yards
Johnny Gray 78th in all-purpose yards
Mark Huygens T-27th in sacks
Jordan Lacy T-85th in sacks

2005

47th in rushing offense
31st in passing offense
34th in total offense
32nd in scoring offense
26th in rushing defense
99th in pass efficiency defense
71st in total defense
47th in scoring defense
49th in net punting
66th in punt returns
52nd in kickoff returns
40th in turnover margin
109th in pass defense

6th in passing efficiency
David Horne 62nd in rushing
Eric Sanders 5th in passing efficiency
Eric Sanders 30th in total offense
Adam Kos 25th in punting
Tanner Varner 82nd in interceptions
Dre Dokes 82nd in interceptions
Jamie Goodwin 52nd in kickoff returns
Brian Wingert 25th in field goals
David Horne 29th in scoring
Brian Wingert 61st in scoring
David Horne 94th in all-purpose yards
Darin Heideman 59th in total tackles
Tanner Varner 52nd in solo tackles
Darin Heideman 54th in solo tackles
John Hermann 9th in sacks
John Hermann 24th in tackles-for-loss
Tanner Varner 42nd in passes broken up

2004

26th in rushing offense
70th in passing offense
32nd in total offense
25th in scoring offense
15th in rushing defense
43rd in pass efficiency defense
15th in total defense
12th in scoring defense
39th in net punting
86th in punt returns
82nd in kickoff returns
8th in turnover margin
53rd in pass defense
11th in passing efficiency
Terrance Freaney 28th in rushing
Eric Sanders 3rd in passing efficiency
Eric Sanders 71st in total offense
Justin Sandy 98th in receptions per game
Dre Dokes 33rd in interceptions
Cory Henke 21st in punting

Justin Surrency 42nd in punt returns
Richard Carter 33rd in kickoff returns
Brian Wingert 3rd in field goals
Brian Wingert 24th in scoring
Terrance Freaney 76th in all-purpose yards

2003

19th in rushing offense
74th in passing offense
30th in total offense
33rd in scoring offense
26th in rushing defense
32nd in pass efficiency defense
33rd in total defense
19th in scoring defense
48th in net punting
103rd in punt returns
42nd in kickoff returns
21st in turnover margin
72nd in pass defense
21st in passing efficiency
Terrance Freaney 26th in rushing
Richard Carter 73rd in rushing
Tom Petrie 23rd in passing efficiency
Tom Petrie 47th in total offense
Eddie Galles 84th in receiving yards per game
Dre Dokes 89th in interceptions
Cory Henke 36th in punting
Justin Surrency 88th in punt returns
Benny Sapp 27th in kickoff returns
Brian Wingert 16th in field goals
Terrance Freaney 17th in scoring
Brian Wingert 98th in scoring
Terrance Freaney 62nd in all-purpose running
Richard Carter 73rd in all-purpose running

2002

46th in rushing offense
53rd in passing offense
53rd in total offense
89th in scoring offense
72nd in rushing defense

53rd in pass defense efficiency
65th in total defense
71st in scoring defense
14th in net punting
34th in punt returns
68th in kickoff returns
117th in turnover margin
55th in pass defense
Adam Bengé 16th in rushing
Tom Petrie 77th in passing efficiency
Tom Petrie 58th in total offense
Marlus Mays 40th in receptions per game
Marlus Mays 19th in receiving yards per game
Benny Sapp, Justin Sandy 55th in interceptions
Derrick Frost 7th in punting
Ben Sanderson 33rd in punt returns
Ben Sanderson 45th in kickoff returns
MacKenzie Hoambrecker 1st in field goals
MacKenzie Hoambrecker 11th in scoring
Ben Sanderson 34th in all-purpose running
Adam Bengé 54th in all-purpose running

2001

T58th in scoring offense
T33rd in scoring defense
95th in pass offense
35th in pass defense
T81st in pass efficiency
42nd in pass defense efficiency
27th in rushing offense
76th in rushing defense
73rd in total offense
60th in total defense
43rd in kickoff returns
20th in punt returns
32nd in net punting
T47th in turnover margin
Adam Bengé 33rd in rushing
Richard Carter 67th in rushing
Tom Petrie 74th in pass efficiency
Tom Petrie 93rd in total offense
Jake Soliday 82nd in receptions per game

Jake Soliday 82nd in receiving yards per game
Brent Browner T35th in interceptions
Jake Soliday 17th in punt returns
Adam Bengé 55th in kickoff returns
Derrick Frost 22nd in punting average
Adam Bengé 28th in all-purpose running
MacKenzie Hoambrecker T4th in field goals per game

2000

72nd in rushing offense
9th in passing offense
20th in total offense
10th in scoring offense
86th in rushing defense
81st in passing defense
97th in total defense
74th in scoring defense
11th in net punting
33rd in punt returns
3rd in kickoff returns
47th in turnover margin
Ryan Helming 9th in pass efficiency
Ryan Helming 8th in total offense
Eddie Berlin 10th in receptions per game
Jake Soliday 20th in receptions per game
Eddie Berlin 4th in receiving yards per game
Jake Soliday 25th in receiving yards per game
Ryan Doak 14th in interceptions
Derrick Frost 35th in punting average
David Gunn 20th in kickoff returns
MacKenzie Hoambrecker 18th in field goals
Eddie Berlin 17th in scoring
MacKenzie Hoambrecker 32nd in scoring
Michael Gerrell 49th in scoring

1999

77th in rushing offense
3rd in pass offense
7th in total offense

14th in scoring offense
48th in rush defense
74th in pass defense
45th in total defense
T47th in scoring defense
67th in net punting
16th in punt returns
50th in kickoff returns
T104th in turnover margin
Ryan Helming 7th in pass efficiency
Ryan Helming 5th in total offense
Mike Furrey 11th in receptions per game
Eddie Berlin T28th in receptions per game
Mike Furrey 6th in receiving yards per game
Eddie Berlin 24th in receiving yards per game
Matt Malauskus 27th in punting average
Mike Furrey 19th in punt returns
Jerome Peterson 24th in kickoff returns
Brian Stegall T32nd in field goals
Mike Furrey 30th in all-purpose running

1998

63rd in rushing offense
15th in pass offense
18th in total offense
50th in scoring offense
35th in rushing defense
46th in pass defense
42nd in total defense
T16th in scoring defense
46th in net punting
46th in punt returns
10th in kickoff returns
T85th in turnover margin
Ryan Helming 18th in pass efficiency
Ryan Helming 27th in total offense
Mike Furrey 5th in receptions per game
Eddie Berlin T27th in receptions per game
Mike Furrey 18th in receiving yards per game
Eddie Berlin 26th in receiving yards per game
Randy Hall 50th in punting
Mike Furrey 31st in punt returns

Tyree Talton 11th in kickoff returns

1997

58th in rushing offense
15th in pass offense
22nd in total offense
T31st in scoring offense
102nd in rushing defense
95th in pass defense
104th in total defense
101st in scoring defense
86th in net punting
26th in punt returns
40th in kickoff returns
T88th in turnover margin
Shane Fortney 44th in pass efficiency
Shane Fortney 16th in total offense
Mike Furrey T3rd in receptions per game
Mike Furrey 4th in receiving yards per game
Tyree Talton 17 in kickoff returns
Julio Guzman T38th in field goals
Mike Furrey 20th in all-purpose running

1996

52nd in rushing offense
17th in pass offense
13th in total offense
11th in scoring offense
78th in rushing defense
31st in pass defense
67th in total defense
17th in scoring defense
41st in net punting
17th in punt returns
3rd in kickoff returns
2nd in turnover margin
Jeff Stovall 27th in rushing
Steve Beard 2nd in pass efficiency
Steve Beard 14th in total offense
Dedric Ward 5th in receptions per game
Alonzo Clayton T30th in receptions per game
Tyree Talton T7th in interceptions
Mickey Dalton T23rd in interceptions
Tyree Talton 2nd in kickoff returns

Matt Wallter T10th in field goals
Dedric Ward T13th in scoring
Matt Waller 23d in scoring
Jeff Stovall T33rd in scoring
Dedric Ward 45th in all-purpose running

1995

73rd in rushing offense
15th in pass offense
30th in total offense
40th in scoring offense
28th in rushing defense
12th in pass defense
T16th in total defense
13th in scoring defense
32nd in net punting
108th in punt returns
9th in kickoff returns
T50th in turnover margin
Chris Berg 4th in pass efficiency
Chris Berg 35th in total offense
Dedric Ward 45th in receptions per game
Dedric Ward 1st in receiving yards per game
Tyree Talton T13th in interceptions
Marcus Easter T28th in interceptions
Justin Urbanek 34th in punting average
Anthony Taylor 15th in kickoff returns
Matt Waller T34th in field goals
Dedric Ward T31st in scoring
Dedric Ward 43rd in all-purpose running

1994

81st in rushing offense
34th in pass efficiency
58th in total offense
68th in scoring offense
34th in rushing defense
23rd in pass defense
25th in total defense
19th in scoring defense
49th in net punting
71st in punt returns
19th in kickoff returns
T66th in turnover margin
Brett O'Donnell 41st in total offense
Dedric Ward T29th in receptions per game

Dedric Ward 18th in receiving yards per game
Ryan Elsbernd 24th in punting average
Matt Waller 2nd in field goals
Matt Waller T45th in scoring

1993

80th in rushing offense
15th in pass efficiency
27th in total offense
T23rd in scoring offense
71st in rushing defense
6th in pass defense
10th in total defense
25th in scoring defense
19th in net punting
8th in punt returns
3rd in kickoff returns
T87th in turnover margin
Jeff Stovall 35th in rushing
Kurt Warner 9th in pass efficiency
Kurt Warner 24th in total offense
Tim Mosley 25th in receiving yards per game
Scott Obermeier T28th in field goals
Jeff Stovall T9th in scoring

1992

66th in rushing offense
32nd in pass efficiency
49th in total offense
14th in scoring offense
15th in rushing defense
41st in pass defense
9th in total defense
6th in scoring defense
20th in net punting
2nd in punt returns
28th in kickoff returns
T25th in turnover margin
Tank Corner 50th in rushing
Jay Johnson 10th in pass efficiency
Jay Johnson 33rd in total offense
Kenny Shedd 16th in receiving yards per game
Tim Mosley 5th in punting average
Kenny Shedd 3rd in punt returns
Kenny Shedd 21st in kickoff returns
Scott Obermeier 2nd in field goals

Scott Obermeier 14th in scoring
Kenny Shedd 9th in scoring
Kenny Shedd T24th in all-purpose running

1991

37th in rushing offense
33rd in pass efficiency
30th in total offense
10th in scoring offense
8th in rushing defense
11th in pass defense
4th in total defense
8th in scoring defense
16th in net punting
17th in punt returns
8th in kickoff returns
T10th in turnover margin
Jay Johnson 7th in pass efficiency
Jay Johnson 34th in total offense
Tim Mosley 18th in punting
Kenny Shedd 18th in punt returns
Brian Mitchell 1st in field goals
Brian Mitchell 6th in scoring

1990

69th in rushing offense
12th in pass efficiency
29th in total offense
17th in scoring offense
14th in rushing defense
25th in pass defense
36th in total defense
T18th in scoring defense
11th in net punting
4th in punt returns
2nd in kickoff returns
T6th in turnover margin
Jay Johnson 2nd in pass efficiency
Jay Johnson 13th in total offense
Willie Beamon T7th in interceptions
Dan Rush 26th in punting average
Kenny Shedd 2nd in punt returns
Kenny Shedd 7th in kickoff returns
Brian Mitchell 1st in field goals
Brian Mitchell 3rd in scoring
Kenny Shedd 12th in all-purpose running

HONOR ROLL

ACADEMIC ALL-CONFERENCE (since 1974)

1974

Dennis Harms, OL
Charles Frisk, OL
Paul James, LB

1976

Dave Schooley, WR
Mel Campbell, DL

1977

Terry Allen, QB
Neil Phipps, LB

1979

Owen Dockter, DL

1980

Jerry Griffith, DE
Owen Dockter, DT

1981

Jerry Griffith, DE

1982

Jim Lewis, DL
Joe O'Brien, DL

1983

Troy Thomas, OT

1984

Mark Farley, LB
Mike Molstead, PK
Troy Thomas, OT

1994

First Team:

Donald Mumma, OC
Brett O'Donnell, QB

Second Team:

Paul Wolf, LB

Honorable Mention:

Ryan Elsbernd, P
Matt Harken, TE
Jeff Helgeson, FS

1995

First Team:

Chris Berg, QB
Matt Harken, TE

Second Team:

Andy Pattee, OT

Honorable Mention:

Steve Beard, QB
Troy Dooley, RB
Eric Lyons, OL
Marc Salmon, DB
Travis Schipper, LB

1996

First Team:

Steve Beard, QB
Greg Hawthorne, TE
Travis Schipper, LB

Second Team:

Andy Morris, LB

Honorable Mention:

Andy Pattee, OL

1997

First Team:

Brad Meester, OC
Matt Peterson, DE
Travis Schipper, LB

Second Team:

Matt Pedersen, LB

Honorable Mention:

Andy Pattee, OL
Luke Wilson, DE

1998

First Team:

Brad Meester, OC

Second Team:

Drew Elmer, LB
Matt Pedersen, LB
Luke Wilson, LB

Honorable Mention:

Randy Hall, P
Andy Morris, LB/S
Matt Peterson, DE

1999

First Team:

Brad Meester, OC
Matt Pedersen, LB
Matt Peterson, DL

Second Team:

Drew Elmer, LB
Joseph Rieber, OT

Honorable Mention:

Ryan Hannam, TE
Tyler Powell, FS
Chris Stimmel, CB
Adam Vogt, LB

2000

First Team:

Ryan Hannam, TE
Chris Stimmel, SS

Second Team:

Derrick Frost, P
Robert Hamre, NT
Brad Richtsmeier, WR
Joseph Rieber, OG
Adam Vogt, LB

Honorable Mention:

Nathan Smith, LB

2001

First Team:

Ryan Hannam, TE
Jake Soliday, WR
Chris Stimmel, FS
Adam Vogt, LB

Second Team:

Robert Hamre, DT

Honorable Mention:

Ross Bohner, OG
Brad Richtsmeier, WR
Matt Trump, OC

2002

First Team:

MacKenzie Hoambrecker, PK

Second Team:

Derrick Frost, P

Honorable Mention:

Eddie Galles, WR
Robert Hamre, DT
Tom Petrie, QB

2003

First Team:

Eddie Galles, WR
Tom Petrie, QB

Second Team:

Ben Deike, OT
John Schabilion, OC

Honorable Mention:

Ross Bohner, OG

2004

First Team:

Justin Surrency, WR

Second Team:

James Lindgren, WR
John Schabilion, OC
Doug Wilkinson, OC
Honorable Mention:
Curt Bradley, WR

2005

First Team:

John Schabilion, OC

Second Team:

James Lindgren, WR
Justin Surrency, WR

2006

First Team:

James Lindgren, WR

Second Team:

Chad Rinehart, OL

Honorable Mention:

Curt Bradley, WR
Ross Hannam, TE

Academic All-Americans

1974 Paul James, LB
1980 Owen Dockter, DT (2nd Team)
1985 Mark Farley, LB (District 7)
1986 Mark Farley, LB (District 7)
1991 Mike Schulte, RB (2nd Team)
1998 Brad Meester, OC (District 7)
1999 Brad Meester, OC (District 7/1st Team)
2000 Adam Vogt, LB (District 7)
2001 Chris Stimmel, FS (District 7)
Adam Vogt, LB (District 7)
2002 Eddie Galles, WR (District 7)
MacKenzie Hoambrecker (District 7)
2003 Eddie Galles, WR (District 7)
2004 John Schabilion, OC (District 7)
James Lindgren, WR (District 7)
2005 John Schabilion, OC (District 7)
James Lindgren, WR (District 7)
2006 James Lindgren, WR (District 7/1st Team)

FCS Athletic Directors

Academic All-Star

1998 Brad Meester, OC
Matt Pedersen, LB
2001 Chris Stimmel, FS
Adam Vogt, LB
2003 Tom Petrie, QB
2004 John Schabilion, OC
2005 John Schabilion, OC
2006 James Lindgren, WR

FCS ADA Postgraduate

Scholarship Finalist
2006 James Lindgren, WR

Draddy Trophy (Academic Heisman)

2006 James Lindgren, WR (Semi-Finalist)

Burger King Scholar Athlete

1999 Brad Meester, OC

National Assoc. of Academic Advisors for Athletics Student Achievement Award

1999 Terrance Malone, DB

NCAA Post-Graduate Scholarship

1981 Owen Dockter, Sociology

UNI Post-Season Bowl Players

1962 Dan Boals, FB (All-American Bowl)
1965 Randy Schultz, RB (Senior Bowl)
1982 Steve Schonert, PK (Blue-Gray)
1984 Scott Etzel, OL (Senior Bowl)
1990 Bryce Paup, LB (Senior Bowl)
1993 Kenny Shedd, WR (Senior Bowl)
1999 Tyree Talton, DB (Senior Bowl)
2000 Brad Meester, OC (Gridiron Classic/East-West Shrine)
2002 MacKenzie Hoambrecker, PK (Paradise Bowl)
Chad Setterstrom, OL (East-West Shrine)

2003 Jonathan Harrell, LB (I-AA College Football All-Star Classic (Cancelled)/Blue-Gray Classic)
Marlus Mays, WR (I-AA College Football All-Star Classic (Cancelled))
Justin Sandy, DB (I-AA College Football All-Star Classic (Cancelled)/Blue-Gray Classic)
Benny Sapp, DB (I-AA College Football All-Star Classic (Cancelled))
2004 Danny Triplett, LB (Hula Bowl/Injured)
2005 John Hermann, DE (Magnolia Bowl)
Terrence Freeney, RB (Magnolia Bowl)
2006 Brian Wingert, PK (Texas vs. The Nation)

GATEWAY PLAYERS OF THE WEEK

2006

OL Barrett Anderson (1)
WR/RET Johnny Gray (1)
OL Chad Rinehart (1)
LB Dave Schratz (1)
PK Brian Wingert (2)

2005

OL Barrett Anderson (1)
RET Johnny Gray (1)
LB Darin Heideman (1)
DL John Hermann (1)
OL Chad Rinehart (2)

2004

OG Barrett Anderson (1)
RB Terrance Freeney (1)
DT Justin Heins (1)
QB Eric Sanders (1)
OT Luke Stigler (1)
WR Justin Surrency (2)
OG Doug Wilkinson (1)
PK Brian Wingert (1)

2003

OT Ben Deike (2)
TB Terrance Freeney (1)
WR Eddie Galles (1)
P Cory Henke (1)
SS Tyler Johnson (1)
DE Matt Mitchell (2)
OG Tyler Rawlins (1)
PK Brian Wingert (1)

2002

OL Ben Deike (1)
P Derrick Frost (1)
PK MacKenzie Hoambrecker (3)
WR Marlus Mays (1)
DE Matt Mitchell (1)

2001

TB Adam Benge (3)
LB Carlos Dallis (1)
OT Ben Deike (1)
P Derrick Frost (1)
DT Robert Hamre (1)
DB Ken Harris (1)
PK MacKenzie Hoambrecker (2)
DB Ben Sanderson (1)
OG Chad Setterstrom (1)
WR Jake Soliday (1)
LB Casey Tierney (1)

2000

ST Carlos Dallis (1)
P Derrick Frost (1)
ST David Gunn (1)
QB Ryan Helming (3)
DB Justin Jansen (1)
OL Chad Setterstrom (1)

1999

WR Mike Furrey (2)
QB Ryan Helming (1)
LB Matt Pedersen (1)
PK Brian Stegall (1)

1998

OT Brian Billick (1)
P Randy Hall (1)
RB Steve Jenkins (1)
OT Nate Zehr (1)

1997

QB Shane Fortney (1)
WR Mike Furrey (2)
PK Julio Guzman (1)
SS Terrance Malone (1)
OL Brad Meester (1)

OL Andy Pattee (1)
LB Matt Pedersen (2)

1996

DL T.C. Barney (1)
DB Mickey Dalton (1)
DB Marcus Easter (1)
OC Brad Meester (1)
RB Jeff Stovall (2)
PK Matt Waller (1)
WR Dedric Ward (4)

1995

OL Dan Bower (1)
DB Marcus Easter (1)
DL Brian Moretz (1)
DB Tyree Talton (1)
P Justin Urbanek (1)
WR Dedric Ward (2)

1994

P Ryan Elsbernd (1)
DB Todd Harrington (1)
OC D.J. Mumma (1)
PK Matt Waller (1)
LB Paul Wolf (2)

1993

LB Andre Allen (1)
RS Jason McCleary (1)
WR Tim Mosley (2)
OC D.J. Mumma (2)
RB Jeff Stovall (1)
QB Kurt Warner (2)

1992

LB Peter Burns (1)
RB Tank Corner (1)
LB William Freeney (3)
QB Jay Johnson (1)
FL Kenny Shedd (1)

1991

RB Tank Corner (1)
QB Jay Johnson (1)
PK Brian Mitchell (1)
DB Duane Peterson (1)
WR Kenny Shedd (1)

1990

DE Todd Eagen (1)
LB William Freeney (1)
QB Jay Johnson (2)
PK Brian Mitchell (1)

1989

DB Willie Beamon (1)
QB Ken Macklin (1)
LB Bryce Paup (1)

1988

FL Wes Anderson (1)

1987

RB Carl Boyd (4)
DB Chris Klieman (1)

1986

QB Mike Smith (4)

1985

RB Carl Boyd (1)
LB Mark Farley (1)
RB Errol Peebles (1)
LB Henry Saxon (1)
LB Bob Storbeck (1)

UNI'S GATEWAY CONFERENCE ALL-DECADE TEAM

First Team:

William Freeney, LB
(1990-92)
James Jones, DL
(1987-90)
Brian Mitchell, PK
(1989-91)
Tim Mosley, P
(1990-93)
Chris Nuss, TE
(1989-92)
Bryce Paup, LB
(1986-89)
Kenny Shedd, WR/RS
(1989-92)

Honorable Mention:

Andre Allen, LB
(1991-94)
Willie Beamon, DB
(1989-90, 1992)
Carl Boyd, RB
(1985-87)
Marc Hanssen, OC
(1985-87)

PANTHER FOOTBALL MVPS (partial listing)

1929

David McCuskey, Back

1930

Stewart Cooper, End

1931

Burl Berry, Center

1932

Don Gooden, Guard

1933

Clair Kraft, Tackle

1934

William Schultz, Guard

1935

John Champlin, Back

1936

Melvin Nelson, Center

1937

John Magovich, Back

1938

George Dutcher, Back

1939

Leo Kagan, Center

1969

Larry Rater, Tackle

1971

Karl Krumm, Safety

1991

William Freeney, Linebacker
Kenny Shedd, Wide Receiver

1992

William Freeney, Linebacker
Kenny Shedd, Wide Receiver

1993

Kurt Warner, Quarterback
Tony Monroe, Defensive End

1999

Mike Furrey, Wide Receiver
Ryan Helming, Quarterback
Brad Meester, Center
Matt Pedersen, Linebacker

2000

Ryan Helming, Quarterback
Eddie Berlin, Wide Receiver
Ryan Doak, Defensive Back

2001

Adam Vogt, Linebacker

2002

MacKenzie Hoambrecker,
Placekicker

2003

Justin Sandy, Safety

2004

Ryan Arnold, Defensive End
Justin Surrency,
Wide Receiver

2005

Eric Sanders, Quarterback
Tanner Varner,
Defensive Back

2006

James Lindgren,
Wide Receiver
Dre Dokes, Defensive Back
Brian Wingert, Place-Kicker

ALL-TIME ALL-CONFERENCE

(From 1936)

1936

Paul Jones, E
Melvin Nelson, C
Bernard Schmidt, T

1937

Paul Jones, E
John Magovich, HB

1938

George Dutcher, HB
Leo Kagan, G

1939

Wendlen Burckhard, FB
Leo Kagan, G
James Podemski, T
Hugh Roberts, G

1940

Wendlen Burckhard, FB
Milo Jensen, T
Benny McCabe, HB
Harland Riebe, E
Bill Wright, G

1941

Don Barnhart, T
Cy Bellock, HB
Bob Hunt, E
Aaron Linn, G
Leon Martin, T
Charles Pastorino, HB

1946

Nick Avelchas, E
Cy Bellock, E
Pudge Camarata, HB
Jason Loving, T
Paul Salzman, G
Bob Williams, HB

1947

Paul DeVan, HB
Bob Williams, HB

1948

Paul DeVan, HB
Elvin Goodvin, HB
Jason Loving, T
Lee Wachenheim, T
Harvey Wissler, G

1949

Don Abney, C
Stanley Brown, T
Chuck Cacek, HB
Paul DeVan, HB
Bob Miller, G
Robert Ogren, T
Lee Wachenheim, T

1950

Home Bienfang, HB
Bud Fisher, HB
Hans Sorenson, G
Lee Wachenheim, E

1951

Lou Bohnsack, C
Leland Crew, HB
Mahlon Kaylor, E

1952

Lou Bohnsack, C
John Corey, FB
Mahlon Kaylor, E
Bill Olson, HB
Karl Raush, G
Bud Rowray, T

1953

Dick Beetsch, E
Ralph Capitani, HB
LeRoy Dunn, T
Art Landau, HB
Jim Wachenheim, G

1954

Dick Beetsch, E
LeRoy Dunn, T

1955

LeRoy Dunn, T (MVP)
Dick Formanek, G
Jim Rosien, E

1956

Dick Formanek, G

1957

Bob Knock, C
Tom Murphy, HB
Morris Smith, G
Lou Roberts, HB

1958

Bob Hahn, HB
Dennis Remmert, T

1959

Warren Hansen, HB
Dennis Remmert, T
John Sullivan, G

1960

George Asleson, G
Jerry Morgan, QB (MVB)

1961

Mace Reyerson, E
Charles Schulte, C
Wendell Williams, G

1962

Dan Boals, FB (MVB)
Al Sonnenberg, T
Wendell Williams, G

1963

Dan Boals, FB (MVB)
Ted Minnick, T

1964

Jim Jackson, G
Randy Schultz, FB
Larry Thompson, HB
Merle Masonholder, T
Phil Minnick, G (MVL)
Randy Schultz, FB (MVB)

1965

Loren Buser, LB
Merle Masonholder, T
Ray Pedersen, G
Randy Schultz, FB (MVB)

1966

Terry Fox, HB
Ray Pedersen, G
Rick Price, E

1967

Larry Clement, LB
Ray Pedersen, DT (MVP)
Bill Smith, DHB

1968

Dan Goddard, OG
Tom Pinkham, DHB
John Williams, LB
Warren Woepking, C

1969

Larry Green, DE
Jim Luhling, DHB
James Rudd, DG
John Williams, LB

1970

Doug Walter, MG

1971

Mike Allen, DE
Bob Lee, LB
Larry Skartvedt, SE
Mike Woodley, FS

1972

Tom Jones, OT
Mike Woodley, FS

1973

Steve Lounsberry, C
Mike Woodley, FS

1974

Pat Batten, RB
Charles Frisk, OG
Nick Maragos, DB
Dave Schooley, SE

1975

Randy Erion, DT
Nick Maragos, DB
Bill Salmon, QB
Dave Schooley, WR
Mike Timmermans, OT

1976

Mel Campbell, DT
Dallas Deike, OT
Nick Maragos, FS
Neal Moses, RB
Marty Stratton, DE

1977

Kevin Barz, OT
Kelly Ellis, RB
Jim Spahn, C

1978

First Team: Paul Christensen, OT

1979

First Team: Kelly Ellis, TB
Owen Dockter, DT
Danny Todd, DB
Second Team: Dave Ehrig, OT
Terry Lang, K
Ed Stratton, DE
Dave Ramthun, DT
Matt Spanjers, LB

1980

First Team: Steve Schonert, K
Owen Dockter, DT
Danny Todd, SS
Second Team: Ken Harvey, SE
Skip Eckhardt, OG
Steve Sandon, QB
Chris Miliner, TB
Ed Stratton, DE
Dave Ramthun, DT
Larry Formanek, LB
John Root, WS

1981

First Team: Ken Harvey, SE
Roger Schultz, OT
Steve Sandon, QB
Steve Schonert, K
John Root, WS
Second Team: Kirk Hobbs, WR
Scott Hamilton, OG
Jerry Griffith, DE
Joe Anderson, LB

Player of Year: Steve Sandon, QB

1982

First Team: Steve Ingalls, OL
Steve Schonert, K
Craig Nordlie, RS
Mark Salz, NG
John Root, DB
Second Team: Darryl Goree, SE
Kevin Webster, OL
Mark Wilson, LB
Joe Anderson, LB
Tom Jones, DB

1983

First Team: James Hutchings, TE
Darryl Goree, WR
John Waskosky, OL
Larry Miller, QB
Joe Fuller, DB
Mike Johnson, P
Second Team: Scott Etzel, OL
Chris Miliner, RB
Mike Molstead, K
Joe O'Brien, DL
Mark Holmes, LB
James McFadden, LB

1984

First Team: Marty Bruder, TE
Ralph Clark, OL
Steve Harris, RB
Mike Molstead, K
Joe O'Brien, DL



Mark Farley, LB
Joe Fuller, DB
Clay Netusil, P
Second Team: Bill Bealles, OL
Dwayne Price, DL
Henry Saxon, LB
Charles Jenkins, DB
Defensive Player of Year: Joe O'Brien

1985

First Team: Edward Grimes, DE
Terry Orth, DT
Mark Farley, ILB
Joe Fuller, CB
Moses Aimable, CB
Second Team: Mike Smith, QB
Carl Boyd, HB
Scott Francke, SE
Al Speicher, OT
Bill Bealles, OT
Frank Ori, OG
Mark Caballero, OG
Jeff Bealles, DE
Henry Saxon, OLB
Offensive Player of Year: Mike Smith, QB
Co-Defensive Player of Year: Mark Farley, LB
Coach of the Year: Darrell Mudra

1986

First Team: Carl Boyd, RB
Brian Baker, TE
Jeff Bealles, DE
Mark Farley, ILB
Clay Netusil, P
Second Team: Mike Smith, QB
Scott Francke, WR
Mark Hanssen, OC
Terry Orth, DT
Dave McCorvey, DB
Honorable Mention: Louis Cox, OG
Art Stelken, DE
Spencer Cowan, OLB
Chris Klieman, DB

1987

First Team: Jeff Bealles, DE
Carl Boyd, RB
Louis Cox, OG
Kevin Anderson, DB
Mark Hanssen, C
Sherrod Howard, TE
Mike Smith, QB
Second Team: Wes Anderson, WR
Ken Kolthoff, OT
Bryce Paup, LB
Honorable Mention: John Hill, LB
Chris Klieman, S

Offensive Player of Year: Carl Boyd, RB
Co-Coach of Year: Darrell Mudra

1988

First Team: Sherrod Howard, TE
Doug Jackson, P-K
Second Team: George Crouch, C
Mark Botkin, OT
Russ Rubie, OG
Tim Peterson, DE
Mike Kolpin, LB
Mark Hein, OLB
Honorable Mention: Errol Peebles, RB
Wes Anderson, FL
James Jones, DE
Mike Campbell, DT
Bryce Paup, OLB

1989

First Team: Milo Popovic, WR
Brian Mitchell, K
James Jones, DT
Bryce Paup, LB
Second Team: David Campbell, OG
Mark Hein, S

1990

First Team: Mike Fontana, C
Brian Mitchell, PK
James Jones, LB
Willie Beamon, DB
Second Team: Jay Johnson, QB
Chris Nuss, TE
Kenny Shedd, WR
Seth Bonnette, OT
Todd Eagen, DE
Matt Brinkman, LB
Chris Klieman, DB
Honorable Mention: Rory Feddersen, WR
William Freeney, LB
Dan Rush, P

1991

First Team: Jay Johnson, QB
Chris Nuss, TE
Kenny Shedd, WR
Steve Dhaemers, OT
Brian Mitchell, PK
William Freeney, LB
Second Team: Pat Williams, OG

Kevin Keith, LB
Duane Petersen, DB
Tim Mosley, P
Honorable Mention:
Charles Lister, RB
Casey Smith, DL
Simon Nelson, DB
Defensive Player
of Year: William
Freeney
Bruce Craddock
Gateway Coach of
Year: Terry Allen

1992

First Team: Willie
Beamon, DB
Peter Burns, LB
William Freeney, LB
John Herrin, OT
Tim Mosley, P
Chris Nuss, TE
Scott Obermeier, PK



Kenny Shedd, WR
Casey Smith, DL
Second Team: Tank
Corner, RB
Jay Johnson, QB
Jason McCleary, DB
Joseph Wallace, DB
Honorable Mention:
Andre Allen, LB
Tony Monroe, DL
Donald Mumma, C
Defensive Player
of Year: William
Freeney
Bruce Craddock
Gateway Coach of
Year: Terry Allen

1993

First Team: Andre
Allen, LB
Matt Harken, TE
John Herrin, OT
Tony Monroe, DL
Tim Mosley, WR/P
Donald Mumma, OC
Kurt Warner, QB
Second Team:
Myron Glass, DB

Michael Hudnutt, OG
Jason McCleary, DB
Jeff Stovall, RB
Joseph Wallace, DB
Honorable Mention:
Todd Harrington,
DB
Darnell
Minnieweather, LB
Casey Smith, DL
Paul Wolf, LB
Offensive Player
of Year: Kurt
Warner, QB
Defensive Player
of Year: Andre
Allen, LB
Bruce Craddock
Gateway Coach of
Year: Terry Allen

1994

First Team: Andre
Allen, LB
Dan Bower, OL
Myron Glass, DB
Matt Harken, TE
Jason McCleary, DB
Brian Moretz, NT
D.J. Mumma, OC
Matt Waller, PK
Dedric Ward, FL
Second Team: Scott
Durlinger, LB
Todd Harrington, DB
Brett O'Donnell, QB
Jeff Stovall, RB
Paul Wolf, LB
Honorable Mention:
Ryan Behr, DL
Kevin Hammond, LB
Jake Kothe, WR
Jason McCleary, RS
All-Newcomer:
Andy Pattee, OT
Marvin Sims, RB
Maceo Strickland, DB
Defensive Player
of Year: Andre
Allen, LB
Bruce Craddock
Gateway Coach
of Year: Terry
Allen

1995

First Team: Chris
Berg, QB
Dan Bower, OL
Brian Moretz, NT
Tyree Talton, DB

Second Team: Ryan
Behr, DL
Kevin Hammond, LB
Tim Miller, LB
Jon Pilcher, C
Jeff Stovall, RB
Honorable Mention:
Matt Harken, TE
Dannie Spann, LB
Anthony Taylor, RS
All-Newcomer:
Dannie Spann, LB
Tyree Talton, DB
Offensive Player
of Year: Dedric
Ward, WR

1996

First Team: Steve
Beard, QB
Alonzo Clayton, WR
Tim Miller, LB
Andy Pattee, OL
Tyree Talton, DB/RS
Dedric Ward, WR
Second Team: T.C.
Barney, DL
Chris Clapp, OL
Mickey Dalton, DB
Brad Meester, OL
Lincoln Sharar, TE
Dannie Spann, LB
Jeff Stovall, RB
Honorable Mention:
Marcus Easter, DB
Terrance Malone, DB
Matt Waller, PK
All-Newcomer:
Mickey Dalton, DB
Brad Meester, OC
Erik Nelson, DL
Justin Roberson, RB
Offensive Player of
Year: Dedric Ward
Bruce Craddock
Gateway Coach of
Year: Terry Allen

1997

First Team: Mike
Furrey, WR
Erik Nelson, DL
Andy Pattee, OL
Matt Pedersen, LB
Tyree Talton, DB
Second Team: Shane
Fortney, QB
Terry Hollimon, RB
Alonzo Clayton, WR
Chris Clapp, OL
Brad Meester, OL

Honorable Mention:
Eddie Berlin, SE
Matt Beals, OL
Travis Schipper, LB
Tyree Talton, RS
All-Newcomer:
Eddie Berlin, SE
Shane Fortney, QB
Mike Furrey, WR
Terry Hollimon, RB

1998

First Team: Matt
Beals, OL
Mike Furrey, WR
Brad Meester, OL
Matt Pedersen, LB
Tyree Talton, DB
Second Team: Eddie
Berlin, WR
Terrance Malone, DB
Scott Meredith, DL
Erik Nelson, DL
Dorrick Roy, TE
Honorable Mention:
Brian Billick, OL
Ryan Helming, QB
Steve Jenkins, RB
Tyree Talton, RS
All-Newcomer:
Adam Bengé, RB
Jack Mitchell, DL
Dorrick Roy, TE

1999

First Team: Matt
Beals, OL
Mike Furrey, WR
Ryan Helming, QB
Brad Meester, OL
Matt Pedersen, LB
Second Team: Adam
Benge, RB
Eddie Berlin, WR
Ryan Doak, DB
Jack Mitchell, DL
Jerome Peterson, DB
Honorable Mention:
David Gunn, DB
Matt Peterson, DL
Brandon Rutledge, LB
All-Newcomer:
Jeremy Dusho, FL
David Gunn, CB
Jerome Peterson, CB
Chad Setterstrom, OT
Brian Stegall, PK

2000

First Team: Eddie
Berlin, WR
Aaron Buss, OL

Ryan Doak, DB
David Gunn, RS
Brad Harms, OL
Ryan Helming, QB
Second Team: David
Gunn, DB
Robert Hamre, DL
MacKenzie
Hoambrecker, PK
Justin Nofal, TE
Chad Setterstrom, OL
Jake Soliday, WR
Honorable Mention:
Brent Browner, DB
Michael Gerrell, RB
Ryan Hannam, TE
Matt Mitchell, DE
Adam Vogt, LB
All-Newcomer:
Richard Carter, RB
Ben Deike, OT
MacKenzie
Hoambrecker, PK
Matt Mitchell, DE

2001

First Team:
MacKenzie
Hoambrecker, PK
Chad Setterstrom, OL
Jake Soliday, WR
Adam Vogt, LB
Second Team: Adam
Benge, RB
Brent Browner, DB
Daryon Brutley, DB
Robert Hamre, DL
Ryan Hannam, TE
Terrell Morgan, DL
Jake Soliday, RS
Honorable Mention:
Carlos Dallis, LB
Ben Deike, OL
Chris Stimmel, DB
All-Newcomer:
Daryon Brutley, DB
Tom Petrie, QB
Defensive Player
of Year: Adam
Vogt, LB
Freshman of Year:
Tom Petrie, QB
Bruce Craddock
Gateway Coach of
Year: Mark Farley

2002

First Team:
MacKenzie
Hoambrecker, PK
Marlus Mays, WR

Chad Setterstrom, OL
Second Team: Adam
Benge, RB
Derrick Frost, P
Jonathan Harrell, LB
Matt Mitchell, DL
Justin Sandy, DB
Honorable Mention:
Robert Hamre, DT
Jarvis Phillips, SS
Ben Sanderson, RS
All-Newcomer:
Jonathan Harrell,
LB
Jarvis Phillips, SS
Benny Sapp, CB

2003

First Team: Ben
Deike, OL
Terrance Freeney,
RB
Matt Mitchell, DL
Justin Sandy, DB
Benny Sapp, DB
Second Team: Dre
Dokes, DB
Jonathan Harrell, LB
Eddie Galles, WR
Honorable Mention:
Marlus Mays, WR
Tom Petrie, QB
Andy Thorn, TE
All-Newcomer: Dre
Dokes, DB
Terrance Freeney,
RB
Newcomer of the
Year: Terrance
Freeney, RB

2004

First Team: Ryan
Arnold, DL



Dre Dokes, DB
Terrance Freeney,
RB
Luke Stigler, OL
Second Team: Brett
Koebecke, LB
Justin Surrency, WR

Honorable Mention:
Reggie Brown, FB
Cory Henke, P
Andy Thorn, TE
All-Newcomer: Brett
Koebecke, LB
Eric Sanders, QB
Freshman of the Year:
Eric Sanders, QB

2005

First Team: Darin
Heideman, LB
John Hermann, DL
Chad Rinehart, OL
Second Team: Dre
Dokes, DB
Brett Koebecke, LB
Eric Sanders, QB
Tanner Varner, DB
Honorable Mention:
Brian Cutright, TE
Jamie Goodwin, WR
Adam Kos, P
Joe Lobdell, OL
All-Newcomer:
Jamie Goodwin,
WR/RS
David Horne, RB
Charles Johnson, DT

2006

First Team: Dre
Dokes, DB
Chad Rinehart, OL
Brian Wingert, PK
Second Team: Mark
Huygens, DL
Jordan Lacy, DL
Joe Lobdell, OL
Chris Parsons, DB
Eric Sanders, QB
Honorable Mention:
Brannon Carter, DL
Johnny Gray, WR
James Lindgren, WR
All-Newcomer:
Terrell Allen, WR
Chuck Kinney, DL
James Ruffin, DL
Darian Williams, RB
Newcomer of the
Year: Darian
Williams, RB

CAPTAINS

(1960-2005)

1960

George Asleson, G
Warren Hansen, HB
Jerry Morgan, QB
Charlie Schulte, C

1961

Dan Boals, FB
Carl Bowman, E
Bruce Wiegmann, HB
Wendell Williams, G

1962

Dan Boals, FB
Ted Minnick, T
Duane Waters, C
Bruce Wiegmann, HB

1963

Jim Jackson, G
Phil Minnick, FB
Larry Thompson, HB
Larry VanOort, C

1964

Ken Beverlin, G
Jim Jackson, G
Phil Minnick, G
Kent Stephenson, C

1965

Ken Beverlin, G
Loren Buser, FB
Del Hammond, E
Randy Schultz, FB

1966

James Bosye, T
Rick Price, E
Phil Roberts, T
Ralph Thomsen, FB

1967

Terry Fox, HB
Ray Pedersen, G/DT

1968

Robert Hampton, T
Thomas Pinkham, DB
Phil Schooley, QB
John Williams, LB

1969

Jim Rudd, DG
John Williams, LB

1970

Mike Filer, SE
Jim Luhring, DB
Randy Ruisch, SE
Gary Weber, QB

1971

Mike Allen, DT
Gene Dietrich, OT
Jim Gorsch, FB
Larry Skartvedt, FL

1972

Walt Fieseler, CB
Jerry Roling, DE
Ken Rosenkrans, G
Nelson White, DT
Mike Woodley, FS

1973

Steve Lounsberry, C
Mike Woodley, FS

1974

Pat Batten, HB
Ed Brown, DT
Charles Frisk, G
Larry Norman, SS

1975

Randy Erion, DT
Bill Salmon, QB
Jim Thomas, CB
Michael Timmermans, G

1976

Mel Campbell, NG
Dallas Dieke, OT
Nick Maragos, FS
Tom Scalissi, RB

1977

Kevin Barz, OT
William Clark, LB
Bob Klavas, TE
Neil Phipps, DT

1978

Terry Allen, QB
William Clark, LB
David Erstad, FS
Jim Pitlik, OG

1979

Ed Arnold, LB
Dana Deines, QB
Kelly Ellis, TB
Dave Erstad, FS

1980

Owen Dockter, DT
Skip Eckhardt, OG
Kelly Ellis, TB
Danny Todd, SS

1981

Joe Anderson, LB
Kelly Ellis, RB
Jerry Griffith, DE
Ken Harvey, SE
John Root, S
Steve Sandon, QB

1982

Joe Anderson, LB
Steve Ingalls, OT
John Root, S
Mike Tatoian, G

1983

Scott Etzel, C
James McFadden, LB
Joe O'Brien, NT
Marion Sanders, FL

1984

Charles Jenkins, S
Larry Miller, QB
Joe O'Brien, DT
Troy Thomas, OT

1985

Bill Bealles, OT
Mark Farley, LB
Joe Fuller, DB

1986

Carl Boyd, RB
Spencer Cowan, LB
Mark Farley, LB
Mark Hanssen, C
Mike Smith, QB

1987

Jeff Bealles, DE
Carl Boyd, RB
Mark Hanssen, C
John Hill, LB

1988

Chris Klieman, DB
Bryce Paup, LB
Russ Rubie, OG
Steve Spoden, OT

1989

David Campbell, OL
Mark Hein, LB
James Jones, LB
Bryce Paup, LB

1990

Mike Brinkman, DL
Todd Eagen, DL
Seth Bonnette, OL
James Jones, LB
Chris Klieman, DB

1991

Brad Baumler, LB
Steve Dhaemers, OT
Kevin Keith, LB
Duane Petersen, DB
Pat Williams, OG

1992

Peter Burns, LB
William Freeney, LB
Jay Johnson, QB
Chris Nuss, TE
Kenny Shedd, WR

1993

Mike Hudnutt, OG
Tim Mosley, SE/P
Casey Smith, DE
Joseph Wallace, S
Kurt Warner, QB

1994

Andre Allen, LB
Jason McCleary, S
Donald Mumma, C
Brett O'Donnell, QB
Paul Wolf, LB

1995

Ryan Behr, OL
Troy Dooley, RB
Kevin Hammond, LB
Matt Harken, TE
Brian Moretz, NT

1996

T.C. Barney, DE
Steve Beard, QB
Marcus Easter, DB
Tim Miller, LB
Jeff Stovall, RB
Dedric Ward, FL

1997

Jay Heimsoth, DT
Tendai Muyengwa, LB
Andy Pattee, OG
Travis Schipper, LB

1998

Terrance Malone, DB
Brad Meester, OC

1999

Brad Meester, OC
Matt Pedersen, LB

2000

Eddie Berlin, WR
Ryan Doak, DB
Ryan Helming, QB

2001

Brent Brown, DB
Ryan Hannam, TE
Mark Moothart, FB
Adam Vogt, LB
Matt Zehr, OG

2002

Robert Hamre, DT
Mark Moothart, FB
Chad Setterstrom, OT

2003

Ben Deike, OT
Jonathan Harrell, LB
Marlus Mays, WR
Tom Petrie, QB
Justin Sandy, FS
Casey Tierney, LB

2004

Ryan Arnold, DE
Richard Carter, TB
James Idleburgh, S
Tyler Johnson, S
Tom Petrie, QB
Andy Thorn, TE

2005

Brian Cutright, TE
Darin Heideman, LB
Kevin Stensrud, DL
Justin Surrency, WR

2006

Curt Bradley, WR
James Lindgren, WR
Eric Sanders, QB
Dave Schratz, LB
Matt Tharp, S

UNIATHLETICS HALL OF FAME: FOOTBALL INDUCTEES

1985: Clyde "Buck" Starbeck,
LL. Mendenhall

1986: Stan Sheriff,
Dick Beetsch

1987: Randy Schultz,
Duane Josephson

1988: Loren Buser
George Dutcher

1989: Dan Boals

1990: Jerry Morgan
Charlie Pastorino

1991: August "Pudge"
Camarata
Dennis Remmert

1992: George Asleson
Kelly Ellis

1993: Burl Berry
Paul DeVan

1994: James Fox
Curly Steinkamp
Jim Harmon

1995: Wendell Williams

1996: Paul Jones

1997: Steve Wright

1998: Carl Boyd
Philip Minnick

2000: Don Erusha
Darrell Mudra

2001: Eugene Fisher
Bryce Paup
Bill Salmon

2002: Lou Bohnsack
Kent Stephenson

2003: Leroy Dunn
John Gregory

2005: Pat Mitchell
Mike Woodley

2006: Mike Smith



DeVan



Dunn



Erusha



Fox



Gregory



Harmon



Jones



Minnick



Steinkamp



Williams

First Team

1937 Paul Jones, End*
 1949 Paul DeVan, Halfback**
 1952 Lou Bohnsack, Center**
 1955 LeRoy Dunn, Tackle*
 1956 Dick Formanek, Tackle*
 1960 Jerry Morgan, Quarterback*
 George Asleson, Guard**
 1961 Wendell Williams, Guard**
 1962 Dan Boals, Fullback*
 1964 Randy Schultz, Fullback**
 1967 Ray Pedersen, Guard**
 1975 Mike Timmermans, Tackle**
 1985 Joe Fuller, Defensive Back+
 1987 Carl Boyd, Running Back+
 1990 Brian Mitchell, Placekicker**+&\$
 1991 Brian Mitchell, Placekicker**+&\$%
 1992 Kenny Shedd, Wide Receiver+
 Kenny Shedd, All-Purpose**+&\$
 William Freeney, Linebacker+\$\$\$&%
 1993 Andre Allen, Linebacker+
 1994 Andre Allen, Linebacker@**&
 1995 Dedric Ward, Flanker**@%&\$
 1996 Dedric Ward, Flanker@**%\$^
 1999 Mike Furrey, Wide Receiver(\$
 Brad Meester, Center&@**%
 2000 Eddie Berlin, Wide Receiver&\$
 Ryan Doak, Defensive Back%&\$
 Ryan Helming, Quarterback&
 2001 Adam Vogt, Linebacker**&
 MacKenzie Hoambrecker,
 Placekicker&%\$
 2002 MacKenzie Hoambrecker,
 Placekicker\$@~**
 2003 Ben Deike, Offensive Tackle<
 2005 Tanner Varner, Defensive Back%
 2006 Dre Dokes, Defensive
 Back**\$@&%>
 Chad Rinehart, Offensive Tackle>
 Brian Wingert, Place-Kicker%>

Second Team

1948 Jason Loving, Tackle**
 1959 Dennis Remmert, Tackle*
 1961 Wendell Williams, Guard*
 1973 Mike Woodley, Free Safety**
 1984 Joe O'Brien, Tackle**
 1986 Carl Boyd, Running Back#
 1987 Carl Boyd, Running Back**
 Jeff Bealles, End#
 1989 David Campbell, Guard&**
 Bryce Paup, Linebacker&
 1990 Seth Bonnette, Tackle&
 Kenny Shedd, Returns**
 1991 Kenny Shedd, Return**%
 William Freeney, Linebacker%
 1992 Scott Obermeier, Placekicker**
 1993 Andre Allen, Linebacker**&%!

1994 Andre Allen, Linebacker%
 1996 Dedric Ward, Flanker&
 Tyree Talton, Cornerback&**
 1997 Mike Furrey, Wide Receiver**!!&
 Erik Nelson, Defensive Line%
 Matt Pedersen, Linebacker%
 1998 Mike Furrey, Wide Receiver**
 Matt Pedersen, Linebacker**
 Brad Meester, Center%
 1999 Mike Furrey, Wide Receiver&**
 Ryan Helming, Quarterback%
 Brad Meester, Center{**
 Matt Pedersen, Linebacker&%
 2000 Eddie Berlin, Wide Receiver***%
 Ryan Doak, Defensive Back**
 Ryan Helming, Quarterback**
 2001 Mackenzie Hoambrecker**
 2002 Mackenzie Hoambrecker,
 Placekicker&%
 Chad Setterstrom, Offensive
 Tackle%
 2003 Ben Deike, Offensive Tackle&**
 2004 Ryan Arnold, Defensive Line>
 2005 Darin Heideman, Linebacker**
 Eric Sanders, Quarterback<
 2006 Chad Rinehart, Offensive
 Tackle**&

Third Team

1946 Pudge Camarata, Halfback**
 1960 Jerry Morgan, Quarterback**
 1962 Dan Boals, Fullback**
 1975 Bill Salmon, Quarterback**
 1976 Nick Maragos, Free Safety**
 1981 Ken Harvey, Split End**
 1987 Mark Hanssen, Center**
 Jeff Bealles, End**
 1988 Sherrod Howard, Tight End**
 1989 Bryce Paup, Linebacker**
 1992 Peter Burns, Linebacker%
 1993 Tim Mosley, Wide Receiver/P&
 1994 Jason McCleary, Defensive
 Back**%
 1995 Kevin Hammond, Linebacker%
 1996 Tyree Talton, Returner/
 Cornerback&
 1997 Mike Furrey, Wide Receiver%
 Matt Pedersen, Linebacker&
 1998 Brad Meester, Center**&
 Erik Nelson, Defensive End%
 Mike Furrey, Wide Receiver&
 1999 Ryan Helming, Quarterback{
 Matt Pedersen, Linebacker{
 2000 Brad Harms, Offensive Line&
 2001 Chad Setterstrom, OL&%
 2002 Chad Setterstrom, Offensive Line&
 2003 Matt Mitchell, Defensive End&**
 2004 Terrance Freeney, Running Back>
 Luke Stigler, Offensive Line><
 Brian Wingert, Placekicker>

2005 Darin Heideman, Linebacker<
 John Hermann, Defensive End<**
 2006 Chad Rinehart, Offensive Tackle%

Honorable Mention

1939 Wendlen Burckhard, Halfback*
 Leo Kagan, Center*
 1940 Jim Podemski, Tackle*
 Hugh Roberts, Guard*
 1945 George Dutcher, Halfback*
 1946 Jason Loving, Tackle*
 1947 Paul DeVan, Halfback**
 Bob Williams, Halfback**
 1950 Eugene Fisher, Halfback**
 1951 Lou Bohnsack, Center**
 1952 Maholon Kaylor, End**
 1954 Ralph Capitani, Quarterback**
 1956 Ron Brinkley, Fullback*
 1959 Dennis Remmert, Tackle**
 Bob Hahn, Halfback**
 1960 George Asleson, Guard*
 Warren Hansen, Halfback*
 1961 John Raffensberger, End*
 Al Sonnenberg, Tackle*
 Howie Becker, Halfback*
 Dan Boals, Fullback***
 1962 Ted Minnick, Tackle*
 1963 Jim Jackson, Guard**
 Larry Thompson, Halfback*
 Phil Minnick, Guard*
 Randy Schultz, Fullback*
 1964 Phil Minnick, Guard**
 1965 Doug Kover, Center**
 1967 Bill Smith, Def. Halfback**
 1968 Tom Barbatti, Def. Guard**
 1969 John Williams, Linebacker**
 1969 Jim Rudd, Middle Guard**
 1972 Mike Woodley, Free Safety**
 1979 Owen Dockter, Tackle**
 Danny Todd, Defensive Back**
 1980 Chris Miliner, Running Back**
 1985 Mike Smith, Quarterback**
 Edward Grimes, End**
 Terry Orth, Tackle**
 Mark Farley, Linebacker**
 Moses Aimable, Defensive Back**
 Joe Fuller, Defensive Back**
 1986 Brian Baker, Tight End**
 Mike Smith, Quarterback**+
 Carl Boyd, Running Back**
 Jeff Bealles, End**
 Mark Farley, Linebacker**+
 Clay Netusil, Punter**
 1987 Mike Smith, Quarterback**
 Louis Cox, Guard**
 Sherrod Howard, Tight End**
 Kevin Anderson, Cornerback**
 1988 Sherrod Howard, Tight End%
 1990 Mike Fontana, Center&

WALTER PAYTON AWARD

1996	Dedric Ward, WR	5th
1999	Ryan Helming, QB	14th
2000	Ryan Helming, QB	5th
2003	Terrance Freeney, RB	14th

BUCK BUCHANAN AWARD

2001	Adam Vogt, LB	4th
------	---------------	-----

1991 Kenny Shedd, Returns&
 Receiver%
 1992 Kenny Shedd, Wide Receiver&
 1993 Jason McCleary, Defensive Back&
 1994 Dedric Ward, Flanker&%
 Matt Harken, Tight End&%
 D.J. Mumma, Center&%
 Matt Waller, Kicker&%
 Jason McCleary, Defensive Back&
 Dan Bower, Offensive Line%
 Brian Moretz, Nose Tackle%
 Myron Glass, Defensive Back%
 1995 Brian Moretz, Nose Tackle%
 1996 Tim Miller, Linebacker%
 Dannie Spann, Linebacker%
 1997 Andy Pattee, Offensive Line%
 Tyree Talton, Defensive Back/
 Returns%
 1998 Mike Furrey, Wide Receiver%
 Matt Pedersen, Linebacker%
 1999 Mike Furrey, Returns%
 2000 Brad Harms, Offensive Line%
 Ryan Helming, Quarterback%
 2001 Adam Benge, RB/RS
 Ryan Hannam, TE%
 Jake Soliday, WR/RS%
 Adam Vogt, LB%
 2004 Dre Dokes, DB<
 Terrance Freeney, RB<

* Williamson Ratings

** Associated Press

+ Kodak I-AA

Football News I-AA

% Football Gazette

> Don Hansen All-West Region
& Sports Network

\$ Walter Camp

! College Football

@ AFCA

^ American Football Quarterly

!! ESPN/SportsTicker, (TeamLink.Com)

~ All-American Football Foundation

) Professional Kicking Services, Inc.

< College Sports Report.com

PANTHERS IN THE PROS

At press time, UNI had a total of 11 student-athletes competing in the NFL. One of these active players was a draftee.



Derrick Frost is a young punter who is establishing himself at the NFL level. He joined the Redskins in

2005 and has served as the Redskins' primary punter for the last two seasons. Frost also served as the holder on field goals for the Redskins and he has periodically served as a kickoff specialist. In his career, Frost has had 242 punts for a 41.1-yard average, with 74 placed inside the 20-yard line. His career long is 60 yards. In 2004, Frost was the punter for the Cleveland Browns, totaling 85 punts for 3,404 yards (40.0 avg.) and a 35.4 net average. He signed a free agent contract with the Philadelphia Eagles on May 2, 2003. He was waived on May 13 and was claimed on waivers by Baltimore on May 27. Waived by Baltimore on Aug. 30, he was signed by Cleveland as a free agent on Dec. 10 and to the active roster on Dec. 12. A second team all-conference choice for the Panthers in 2002, Frost set school records for average in a game (52.0) and season (43.6).



Wide receiver **Mike Furrey** joined Detroit in 2006 to make the switch back to receiver, his original position, after converting

to safety prior to his final season in St. Louis. Furrey moved into the starting wide receiver position opposite of Roy Williams in the second game of the 2006 season and finished the season ranked second in the NFL (first in the NFC) with 98 receptions this season, which also led the team. His 98 receptions are fifth on the Lions' all-time single-season receptions list, and his receptions totals are the most catches by a Lions since WR Herman Moore caught 104 passes in 1997. He also ranked eighth in the NFC


(14th in the NFL) in receiving yards with 1,086. After obtaining his first 1,000-yard season, he and fellow WR Roy Williams became the first Lions receiving tandem to each record 1,000 yards since Germane Crowell (1,338) and Johnnie Morton (1,129) did so in 1999. He is only the third player in NFL history, and only the second non-rookie, to record 98 receptions following a season when he recorded zero receptions (87 receptions for Detroit in 2006 and 0 receptions for St. Louis in 2005). He is the first non-rookie to accomplish this feat in 46 years since WR Lionel Taylor caught 92 passes for Denver in the AFL in 1960 after recording zero receptions for Chicago in 1959. Cardinals WR Anquan Boldin also accomplished this feat in 2003 when he caught 101 passes during his rookie season. His 98 receptions are also the most ever by a non-rookie following a season when he recorded zero receptions. Furrey is the only active offensive player in the league to have scored an interception return for a touchdown during their career when he did so as a safety while playing with the St. Louis Rams. He became the Rams' starting free safety after their fifth game in 2005 and finished the season with a team-leading four interceptions, including a 67-yard interception return for a touchdown. Furrey registered 55 tackles (39 solo) through 16 games (11 starts). In 2004, Furrey played in eight games as a reserve wide receiver. He was also a strong contributor on special teams, finishing second on the team with 13 tackles in addition to eight kickoff returns for 157 yards (19.6). In his first year with the Rams in 2003, Furrey had 20 receptions for 189 yards through 13 games. Prior to joining St. Louis, Furrey was leading the AFL in receptions (108), receiving yards (1,574), receiving touchdowns (46, tying an AFL record for touchdowns in a single season), and points (288) as a wide receiver for the New York Dragons. In 2002, he led the Dragons with 74 receptions for 1,055 yards and 27 touchdowns on his way to being named the 2002 All-Ironman team. Furrey's first season of pro football was in 2001 when he played for the Las Vegas Outlaws of the XFL. He

played in nine games and registered 18 receptions for 243 yards and a touchdown. An all-American who played for the Panthers from 1997-99, he signed a free agent contract with the Indianapolis Colts after his senior year in 2000 but was released. He also spent time in the New York Jets training camp in 2002 before heading to the Arena Football League's New York Dragons.



Former UNI All-America kicker **MacKenzie Hoambrecker** inked a free agent deal with the San Francisco 49ers

in the spring of 2007. He kicked for the Kansas City Brigade of the Arena Football League in the 2006 season. He signed a free agent contract with the San Diego Chargers in 2003. He was released on the final roster cut before being re-signed to the practice squad on Sept. 1. He then was cut in August 2004 and signed with the Philadelphia Eagles in January 2005. He was destined to play in Europe but sustained a quad injury, resulting in his being cut in the spring of 2005.



Offensive lineman **Joe Lobdell** inked a free agent deal with the Super Bowl champion Indianapolis Colts following

the 2007 NFL Draft. Lobdell, a second-team all-Gateway selection in 2006, played both on the offensive line and as a tight end, and was a guiding force in the Panthers' blocking and pass protection schemes. Lobdell guided the UNI offense to its No. 4-ranking in the nation in total offense (408.3 yards/game).



Brad Meester became UNI's highest pick in the NFL draft when he was selected by the Jacksonville Jaguars in the

second round, the 60th pick overall, in 2000. He made the transition from guard to center in 2003 after three years as starter at left guard. Meester returned to his collegiate position, though he had never played center in an NFL game, and anchored one of the best offensive lines in the NFL in 2003. He had started 80 straight games at left guard and center, never missing a game during his career through the 2004 season. His string of 80 consecutive games is the most in Jaguars history, and is the only Jaguars player to start the first 80 regular-season games after being drafted. He was a two-time all-American center for the Panthers.



Defensive back **Justin Sandy** signed with the Cleveland Browns on Dec. 27, 2006 after being waived by the Tennessee

Titans. He signed a free agent contract with the Titans on April 28, 2004, was later was cut on Sept. 30, 2005, and was then reinstated to the practice squad on Oct. 5, 2005. He did receive playing time briefly with the Titans before an ankle injury sidelined him. Sandy played in two games in 2005 for the Titans and recorded two tackles. Sandy was named first team all-conference in 2003 after leading the Panthers in tackles with 93 total, along with four forced fumbles, nine deflections and three interceptions. He played in the Blue-Gray Classic.



Defensive back **Benny Sapp** signed a free agent contract in the spring of 2004 with the Kansas City Chiefs. Sapp

recorded 21 total tackles in the 2006 season for the Chiefs. He tallied his first professional interception in the 2004 season. Sapp played two years for the Panthers after transferring from Iowa. He led the Panthers in 2003 with 19 deflections to go along with 48 total tackles and two interceptions. He played both sides

of the ball his senior year, lining up at times as a receiver, and returned kicks. He was a first team all-conference pick in 2003.



Offensive lineman **Chad Setterstrom** signed a free agent contract with the New Orleans VooDoo March 17, 2007.

Setterstrom had been under contract with the NFL's New Orleans Saints for the last three seasons. His first season was spent mostly on the practice squad, but Setterstrom was brought up to the main roster for the last two games of the regular season. In 2005, Setterstrom spent time in Europe, playing for the Amsterdam Admirals (NFL Europe). He went on to win the NFL Europe Championship in 2005 with the Admirals. At UNI, he was a four-year starter at offensive tackle. He was a three-time all-Gateway pick and a two-time All-America selection for the Panthers.



Wide receiver **Justin Surrency** played for the Amsterdam Admirals in NFL Europe during the spring of

2006. He signed a free agent contract with the Minnesota Vikings in January 2006. He originally signed a free agent deal with the Seattle Seahawks and was a member of the squad in the 2006 preseason, before being released prior to the 2006 season. Surrency led UNI in receiving in 2005 with 47 receptions for 663 yards and seven touchdowns. Throughout his UNI career, Surrency tallied 107 receptions, 1,493 yards and 15 touchdowns.

Tight end **Andy Thorn** signed a free agent deal with the Dallas Cowboys in the 2006 season after being released by the Philadelphia Eagles. He had signed a free agent contract with the Eagles in the spring of 2005. Thorn was released by Philadelphia in September 2005, but was then



re-signed to the Eagles' practice squad for the remainder of the 2005 season. Thorn played two years for the Panthers after transferring from Iowa and was an honorable mention all-conference pick in 2004.



1993 UNI starting quarterback **Kurt Warner** holds the NFL record for highest completion

percentage (65.7 percent) entering the 2006 season. Warner is second-rated passer in NFL history with a 94.1 quarterback rating heading into the 2006 season. Warner signed with the Iowa Barnstormers of the Arena League in 1995 after being cut by the Green Bay Packers. He signed with the St. Louis Rams in 1998 and played with Amsterdam in NFL Europe. A two-time NFL Most Valuable Player (1999 and 2001) and the MVP of Super Bowl XXXIV, when he led the Rams to 23-16 victory over the Tennessee Titans, Warner also led St. Louis to Super Bowl XXXVI, where the Rams lost to New England 20-17. In 1999, Warner passed for 4,353 yards and 41 touchdowns. In 2001, Warner passed for 4,830 yards and 36 touchdowns. After six seasons in St. Louis, Warner joined the New York Giants in 2004 and he passed for 2,054 yards and six touchdowns in only 10 games. After the 2004 season, Warner signed a one-year deal with the Arizona Cardinals. In 2005, Warner played in 10 games for the Cardinals and passed for 2,713 yards and 11 touchdowns. Following the 2005 season, Warner inked a multi-year deal with the Cardinals. Warner completed 108-of-168 passes for 1,377 yards and six touchdowns in 2006.

UNI IN THE NFL DRAFT

Rd.	Pick	Pos.	Player	Team	Year
5th	NA	RB	Randy Schultz	Cleveland Browns	1966
10th	NA	QB	Bill Salmon	Minnesota Vikings	1976
17th	NA	OL	Mike Timmermans	Green Bay Packers	1976
11th	NA	QB	Steve Sandon	New England Patriots	1982
6th	159	LB	Bryce Paup	Green Bay Packers	1990
3rd	57	DL	James Jones	Cleveland Browns	1991
5th	129	WR	Kenny Shedd	New York Jets	1993
3rd	88	WR	Dedric Ward	New York Jets	1997
5th	137	DB	Ty Talton	Detroit Lions	1999
2nd	60	OL	Brad Meester	Jacksonville Jaguars	2000
5th	159	WR	Eddie Berlin	Tennessee Titans	2001
5th	169	TE	Ryan Hannam	Seattle Seahawks	2002

INACTIVE

Andre Allen	William Freeney	James Jones	Reid Seit
Willie T.C. Barney	Joe Fuller	Marlus Mays	Kenny Shedd
Willie Beamon	Eddie Galles	Phil Minnick	Jake Soliday
Eddie Berlin	Myron Glass	Brian Mitchell	Tyree Talton
Brent Browner	Jamie Goodwin	Bryce Paup	Mike Timmermans
Daryon Brutley	Ryan Hannam	Jerome Peterson	Dedric Ward
Peter Burns	Ken Harris	Tom Petrie	Brian Wingert
Loren Buser	Jonathan Harrell	Bill Salmon	
Alonzo Clayton	Todd Harrington	Steve Sandon	
Troy Dooley	Ryan Helming	Randy Schultz	

FREE AGENTS

Tom Jones	1974 Kansas City Chiefs	Kurt Warner	1994 Green Bay Packers, 1998 St. Louis Rams
Larry Skartveedt	1974 Minnesota Vikings		
Tom Jones	1975 Los Angeles Rams	Andre Allen	1995 Philadelphia Eagles
Charlie Frisk	1976 Atlanta Falcons	Myron Glass	1995 Buffalo Bills
Kevin Barz	1977 New York Jets	Alonzo Clayton	1998 Cincinnati Bengals
Steve Wright	1981 Dallas Cowboys	Jay Heimsoth	1998 Kansas City Chiefs
Ken Harvey	1982 Minnesota Vikings	Mike Furrey	2000 Indianapolis Colts
	1983 San Diego Chargers		2003 St. Louis Rams
Mike Daniels	1983 Winnipeg Blue Bombers	Jerome Peterson	2000 Edmonton Eskimos
Steve Ingalls	1983 Seattle Seahawks	Brad Harms	2001 Washington Redskins
Jim Lanning	1983 Dallas Cowboys	Ryan Helming	2001 Kansas City Chiefs, 2002 St. Louis Rams
Terry Szopinski	1983 Arizona Wranglers		
Scott Etzel	1984 Kansas City Chiefs	Daryon Brutley	2002 Buffalo Bills
Joe O'Brien	1984 Kansas City Chiefs	Jake Soliday	2002 Arizona Cardinals
Steve Schonert	1984 Chicago Bears	Derrick Frost	2003 Philadelphia Eagles
Mike Molstead	1985 Memphis Showboats	MacKenzie Hoambrecker	
Bill Bealles	1986 New Orleans Saints		2003 San Diego Chargers
Steve Harris	1986 Minnesota Vikings		2007 San Francisco 49ers
Frank Ori	1986 Minnesota Vikings	Chad Setterstrom	2003 New Orleans Saints
Troy Thomas	1986 Washington Redskins		Amsterdam Admirals
Allen Donnell		Jonathan Harrell	2004 Carolina Panthers
	1987 Saskatchewan Roughriders	Eddie Galles	2004 Cleveland Browns
Ken Knapczyk	1987 Chicago Bears	Marlus Mays	2004 Cincinnati Bengals
	(players' strike), Cincinnati Bengals	Justin Sandy	2004 Tennessee Titans
Clay Netusil	1987 New England Patriots,	Benny Sapp	2004 Kansas City Chiefs
Miami Dolphins	(players' strike)	Andy Thorn	2005 Philadelphia Eagles
Willie Beamon	1993 New York Giants,	Justin Surrency	2006 Minnesota Vikings
	1996 Kansas City Chiefs	Joe Lobdell	2007 Indianapolis Colts
Tim Mosley	1994 Denver Broncos		
	1995 Memphis Mad Dogs		



NCAA

NCAA 2005
DIVISION I-AA
FOOTBALL
CHAMPIONSHIP
CHATTANOOGA,
TENNESSEE

THANKS
for the
GAS MONEY
GUY!!

UNITY

The PANTHER

SEN
SANDERS
WE TRUST

NCAA

2005
DIVISION I-AA
FOOTBALL
CHAMPIONSHIP

SECOND PLACE
TEAM



PRE-FCS

Yr.	Date	Bowl	Opponent	Result	Site	Coach
1960	Nov. 26	Mineral Water	Hillsdale College	L 17-6	Excelsior Springs, Mo.	Stan Sheriff
1964	Dec. 12	Pecan	Lamar Tech	W 19-17	Abilene, Texas	Stan Sheriff
1975	Nov. 29	NCAA II 1st Round	Western Kentucky	L 14-12	Cedar Falls, Iowa	Stan Sheriff

NCAA/FCS

Yr.	Date	UNI Seed	Opponent	Result	Site	Attend.	Coach
1985	Dec. 7	4	Eastern Washington	W 17-14	Cedar Falls, Iowa	6,220	Darrell Mudra
	Dec. 14	4	Georgia Southern	L 40-33	Cedar Falls, Iowa	12,300	Darrell Mudra
1987	Nov. 28	3	Youngstown State	W 31-28	Cedar Falls, Iowa	3,887	Darrell Mudra
	Dec. 5	3	Arkansas State	W 49-28	Cedar Falls, Iowa	6,100	Darrell Mudra
	Dec. 12	3	Northeast Louisiana	L 44-41 OT	Monroe, La.	14,443	Darrell Mudra
1990	Nov. 24	11	Boise State	L 20-3	Boise, Idaho	11,691	Terry Allen
1991	Nov. 30	3	Weber State	W 38-21	Cedar Falls, Iowa	8,723	Terry Allen
	Dec. 7	3	Marshall	L 41-13	Huntington, W.Va.	16,889	Terry Allen
1992	Nov. 28	3	Eastern Washington	W 17-14	Cedar Falls, Iowa	13,149	Terry Allen
	Dec. 5	3	McNeese State	W 29-7	Cedar Falls, Iowa	13,375	Terry Allen
	Dec. 12	3	Youngstown State	L 19-7	Cedar Falls, Iowa	14,682	Terry Allen
1993	Nov. 27	13	Boston University	L 27-21 OT	Boston, Mass.	6,882	Terry Allen
1994	Nov. 28	11	Montana	L 23-20	Missoula, Mont.	7,958	Terry Allen
1995	Nov. 25	16	Murray State	W 35-34	Murray, Ky.	7,633	Terry Allen
	Dec. 3	16	Marshall	L 41-24	Huntington, W.Va.	14,472	Terry Allen
1996	Nov. 30	3	Eastern Illinois	W 21-14	Cedar Falls, Iowa	10,402	Terry Allen
	Dec. 7	3	William & Mary	W 38-35	Cedar Falls, Iowa	10,796	Terry Allen
	Dec. 14	3	Marshall	L 31-14	Huntington, W.Va.	14,414	Terry Allen
2001	Dec. 1	-	Eastern Illinois	W 49-43	Charleston, Ill.	6,824	Mark Farley
	Dec. 8	-	Maine	W 56-28	Cedar Falls, Iowa	9,525	Mark Farley
	Dec. 15	-	Montana	L 38-0	Missoula, Mont.	18,848	Mark Farley
2003	Nov. 29	-	Montana State	W 35-14	Cedar Falls, Iowa	10,165	Mark Farley
	Dec. 2	-	Delaware	L 37-7	Newark, Del.	11,881	Mark Farley
2005	Nov. 26	-	Eastern Washington	W 41-38	Cedar Falls, Iowa	7,746	Mark Farley
2005	Dec. 3	-	New Hampshire	W 24-21	Durham, N.H.	8,448	Mark Farley
2005	Dec. 9	-	Texas State	W 40-37 OT	San Marcos, Texas	15,712	Mark Farley
2005	Dec. 16	-	Appalachian State	L 21-16	Chattanooga, Tenn.	20,236	Mark Farley

UNI POSTSEASON NUMBERS

Overall Record (FCS):

16-14 (15-12)

Seasons in Postseason Play (FCS):

15 (12)

Postseason Record in the UNI-Dome:

11-2

Postseason Record on the Road (FCS):

5-12 (4-10)

Postseason Coaching Records:

Stan Sheriff	1-2
Darrell Mudra	3-2
Terry Allen	6-7
Mark Farley	6-3

2005 FCS

First Round

November 26, 2005, at Cedar Falls, Iowa

Attend. 7,746

Eastern Washington	7	14	10	7	38
UNI	14	10	0	17	41

Highlights: UNI advanced to the quarterfinals with a dramatic 41-38 win over No. 15-ranked Eastern Washington. Eastern Washington scored first but the UNI took its first lead of the game after a pair of one-yard touchdown runs by David Horne. EWU battled back behind the arm of Walter Payton Award winner Erik Meyer and took a 21-17 lead late in the second quarter. But again the Panthers responded – this time an Eric Sanders-to-Justin Surrency touchdown pass gave UNI a 24-21 halftime lead. The Eagles took control of the game in the third quarter with a touchdown and field goal and appeared to lock the game away in the fourth quarter with another touchdown to give them a 38-24 lead. However, the Panthers would rally behind the arm of Sanders and feet of Horne to tie the game at 38-38. EWU could not move the ball and punted the ball back to the Panthers with 3:43 remaining in the fourth quarter. The Panthers drove 55 yards with help from a 28-yard sprint by Horne to set up the game-winning 31-yard field goal by Brian Wingert to win it with 51 seconds left in the game.

2005 FCS

Quarterfinals

December 3, 2005, at Durham, N.H.

Attend. 8,448

UNI	7	14	0	3	24
New Hampshire	0	14	7	0	21

Highlights: UNI hung on for a thrilling 24-21 victory over No. 1-ranked New Hampshire in the FCS quarterfinals. It was the first road win in the quarterfinals in UNI's playoff history. UNI jumped out to a commanding 21-0 lead only 23 minutes into the game, but needed a 22-yard field goal from Brian Wingert at the 11:50 mark of the fourth quarter for the winning margin. Turnovers and fourth-down conversions played a big role in the contest as UNH fumbled the ball to UNI three times and the Wildcats finished 1-for-7 on fourth down conversions.

2005 FCS

Semifinals

December 9, 2005, at San Marcos, Texas

Attend. 15,712

UNI	14	9	6	8	3	40
Texas State	0	17	13	7	0	37

Highlights: UNI advanced to its first-ever national championship game with a 40-37 overtime win at No.

POSTSEASON APPEARANCES

4-ranked Texas State. For the third straight week kicker Brian Wingert provided the winning margin, this time with a 25-yard field goal in overtime. Sophomore quarterback Eric Sanders put on an offensive show as he completed his first nine passes for 200 yards and three touchdowns. Sanders finished the day as his finest so far as a Panther signal-caller. Sanders passed for a career-high 417 yards and tied a career-best with 24 completions. UNI was able to force the overtime by driving 72 yards in 10 plays with senior running back David Horne capping the drive with a four-yard run with 1:27 left in the game. Sanders then connected with senior wide receiver Justin Surrency for the two-point conversion that knotted the game at 37-37. Inexplicably, Texas State head coach David Bailiff told his squad to take a knee and the final 1:16 went off the clock without even an attempt to move the ball down the field. Texas State had all three timeouts and seemed happy with its chances in overtime. Wingert's three-pointer gave the Panthers a 40-37 lead in overtime. The Panther defense clinched the victory when Todd Tharp intercepted a Barrick Nealy pass in overtime to set off a wild Panther celebration.

2005 FCS

National Championship

December 16, 2005, at Chattanooga, Tenn.

Attend. 20,236

UNI	6	10	0	0	16
Appalachian State	0	7	7	7	21

Highlights: The University of Northern Iowa football team's 2005 journey was filled with last second heroics and nail-biting finishes. The 2005 NCAA FCS national championship game was no different. The Panthers would not have it any other way. Unfortunately in UNI's first national title game appearance, the Appalachian State University Mountaineers scored a 21-16 victory. UNI broke into the scoring column first on a career-best 50-yard field goal from junior Brian Wingert. The Panthers took the opening drive of the game and moved the ball 41 yards in nine plays but the drive stalled and Wingert drilled the three-pointer. The Panthers forced the first turnover of the game on the ensuing kickoff. UNI redshirt freshman Corey Lewis recovered the loose ball to set up the Panthers at the Appalachian State 24-yard line. UNI was unable to punch it in the end zone was able to tack on three more points via Wingert's foot. The Mountaineers took their first lead of the game early in the second quarter on a five-yard touchdown run from sophomore running back Kevin Richardson. UNI senior safety Tanner Varner turned the tables on the Mountaineers with an interception midway through the second quarter. Varner stepped in front of a Trey Elder pass to put the Panthers in position to retake the lead. Senior running back David Horne did just that when he scored from two yards out with 8:20 left in the second quarter. The Panther defense came up big again late in the second quarter. Senior linebacker Darin Heideman forced

a fumble and junior safety Matt Tharp jumped on the ball to give the Panthers another short field. The UNI offense threatened to add another touchdown before the half the Appalachian State defense held and forced a Wingert field goal. Appalachian State broke through in the second half with a one-yard touchdown run by Richardson to trim the UNI lead to 16-14 with 6:05 to go in the third quarter. The majority of the third and fourth quarters were dominated by both defenses and then the Mountaineer defense made a game-changing play. Appalachian State's Jason Hunter scooped up a fumble by UNI sophomore quarterback Eric Sanders and took it 15 yards for a touchdown to give the Mountaineers a 21-16 lead with 9:14 left in the game.

2003 FCS

First Round

November 29, 2003, at Cedar Falls, Iowa

Attend. 10,165

Montana State	0	7	7	0	14
UNI	3	11	14	7	35



UNI's Terrance Freenev scored two TDs to seal the win against Montana State.

Highlights: UNI advanced to the quarterfinal game after defeating No. 24-ranked Montana State. The game was tied at 14 with 12:04 left in the third quarter before the Panthers scored 21 unanswered points to secure the win. UNI drew first blood with nine minutes left in the first quarter on a 27-yard field goal by Brian Wingert. His career-long 49-yarder with 14:55 left in the half gave UNI a 6-0 lead. MSU's Scott Turnquist scored on a 13-yard pass from Travis Lulay with 10:24 left in the half for the Bobcats' only lead, and the Panthers took the 14-7 lead at intermission when tight end Andy Thorn scored on a two-yard around end play with 1:47 remaining in the second. Lulay's 11-yard run tied the game at 14. UNI's Eddie Galles began the Panthers' march to victory with a 75-yard TD reception from Tom Petrie with 8:25 left in the third period. Terrance Freenev scored on two one-yard runs to seal the win, the first with 4:42 left in the third quarter, and the last with 6:49 left in the game. After gaining

just 196 yards in the first two quarters, the Panthers ended the night with 467 yards.

2003 FCS

Quarterfinals

December 2, 2003, at Newark, Del.

Attend. 11,881

UNI	0	7	0	0	7
Delaware	17	0	10	10	37

Highlights: UNI's season came to a close at third-ranked and second-seeded Delaware. The first major snow storm of the season snarled travel plans on the East Coast, delaying the Panthers' departure on Friday and forcing the team charter to fly into Baltimore, Mary., followed by over an hour bus ride to Newark. The game's kickoff was delayed by half an hour, allowing UD staff to clear snow off the field. Though it stopped snowing prior to kickoff, a stiff wind caused havoc in the kicking and passing games. To make matters worse, UNI quarterback Tom Petrie was suffering from the flu and with a high temperature. The Panthers fell behind 17-0 with 4:42 left in the first quarter. The Blue Hens scored on a two-yard run with 9:17 left. Following a blocked UNI punt that was returned to UNI's nine yard line, and a pass interference call in the end zone, UD went up 14-0 on a three-yard run at the 6:24 mark. Benny Sapp fumbled the ball on the ensuing kickoff return, eventually resulting in a UD 24-yard field goal. The Panthers got back in the game when Petrie scored on a one-yard run with 13:50 left in the half. The score followed a Blue Hen fumble recovered by Kevin Stensrud on the UD 49. UNI had a chance to pull within 17-14 or 17-10 with just 4:09 remaining, but Petrie's pass to Marlus Mays was intercepted on the two yard line, and the Panthers never really threatened after that.

2001 FCS

First Round

December 1, 2001, at Charleston, Ill.

Attend. 6,824

UNI	10	15	14	10	49
Eastern Illinois	7	13	8	15	43

Highlights: UNI won just its second I-AA road playoff game in history when it outlasted No. 3-ranked Eastern Illinois. UNI's 49 points scored tied a school playoff record for points, matching the 49 scored against Arkansas State in the 1987 quarterfinals. EIU's J.R. Taylor broke loose for a 49-yard rushing TD with 5:03 left in the second quarter to pull EIU within two points. A one-yard plunge by UNI's Adam Bengtson with 2:33 left put UNI up 23-14. Eastern closed ranks again with a 39-yard pass play, but UNI's Adam Vogt blocked the PAT attempt and Daryon Brutley returned it for two UNI points. UNI never trailed in the second half, but EIU did close the gap to three points, 39-36, with 14:08 left in the game. After UNI went up 49-36 with 6:58 remaining on Mackenzie Hoambrecker's 27-yard field goal, EIU ended all scoring with 3:27 left on a three-yard pass play. The Panthers were able to run out the clock for the victory.

2001 FCS

Quarterfinals

December 8, 2001, at Cedar Falls, Iowa

Attend. 9,525

Maine	7	14	7	0	28
UNI	14	7	14	21	56

Highlights: UNI advanced to its fifth FCS semifinal game with the victory. UNI set four school playoff records, including its 56 points. Mackenzie Hoambrecker was successful on all six PAT attempts, setting marks for made and attempted extra points. Ken Harris returned a 47-yard interception for a TD with 6:12 left in the game for the final score, setting a new standard for interception return yards. Griff Jurgens threw for a career-high 299 yards and two TDs. Adam Bengel rushed for 114 yards and TDs of three, 63 and five yards, giving him his eighth 100-yard-plus game of the season. The game was tied at 21 at the half and at 28 with 4:23 left in the third quarter before UNI busted loose for several key defensive plays and the 63-yard breakaway TD run by Bengel.

2001 FCS

Semifinals

December 15, 2001, at Missoula, Mont.

Attend. 18,848

UNI	0	0	0	0	0
Montana	17	14	7	0	38

Highlights: UNI ran into a buzz saw at No. 1-ranked Montana. The Grizzlies went up 3-0 on a 36-yard field goal with 9:03 left in the first quarter after the Panthers first held them with no score. UM missed on a 50-yarder with 10:29 left in the first period, but UNI's Brent Browner was flagged for roughing the kicker, which gave UM a first down on UNI's 18, leading to the first score. UNI's Griff Jurgens fumbled on the Panthers' own 30 and less than one minute later, UM went up 10-0. Jurgens injured his knee with 33 seconds left in the first period, and the game never was in hand after that. Tom Petrie came into the game in relief of Jurgens, completing 10-of-21 passes with no interceptions for 178 yards. Carlos Dallis recorded 17 tackles, including 13 solos.

1996 FCS

First Round

November 30, 1996, at Cedar Falls, Iowa

Attend. 10,402

Eastern Illinois	7	7	0	0	14
UNI	7	7	0	7	21

Highlights: UNI defeated No. 14-seeded and No. 16-ranked Eastern Illinois in a game typical of the series between these two teams -- the outcome not decided until the final second. The Panthers scored the winning TD with 7:02 left in the game. EIU fumbled on its next two possessions, with UNI's Steve Beard intercepted in between. Then Beard fumbled and EIU got the ball back at the 3:19 mark. Eastern got down to UNI's two yard line. Quarterback Mike Simpson pitched to running back Chris Szarka, who in desperation threw an

incomplete pass in the end zone to tight end Mike Mangan as time ran out.

1996 FCS

Quarterfinals

December 7, 1996, at Cedar Falls, Iowa

Attend. 10,796

William & Mary	0	0	28	7	35
UNI	17	10	8	3	38

Highlights: UNI defeated No. 8 seeded and No. 7-ranked William & Mary, holding the Tribe to only 67 yards, including minus-27 rushing, in the first half while gaining 293 yards itself. But W&M came back to tie the score at 35 with 5:40 left in the game. Matt Waller's 32-yard field goal with 2:13 left gave UNI the win. His field goal was set up by W&M's Darren Sharper's fumble on a punt return which was recovered by the Panthers at the Tribe 30. UNI's Dedric Ward fell just short of a I-AA playoff record with 11 catches for 245 yards and two TDs. Jeff Stovall gained 55 yards and scored twice before leaving the game in the second half with an ankle injury. Steve Beard's 360 passing yards was a career high.

1996 FCS

Semifinals

December 14, 1996, at Huntington, W.Va.

Attend. 14,414

UNI	0	0	0	14	14
Marshall	7	3	14	7	31



Alonzo Clayton's 58-yard punt return set a school playoff record in the 1996 semifinal game against Marshall. He tied a school playoff record with three TDs in the first round game in 1995 against Murray State.

Highlights: UNI's playoff nemesis, No. 1-ranked and No. 2 seeded Marshall, pulled out another win to advance to the national championship game. It was the fourth time the Panthers fell one game short of making the title game. Alonzo Clayton's 58-yard punt return set a school playoff record, while Marshall tied a UNI mark with four rushing TDs. Matt Waller's 44-yard blocked field goal at the end of the first half was a heartbreaker and would have put the Panthers

only a TD down at intermission.

1995 FCS

First Round

November 25, 1995, at Murray, Ky.

Attend. 7,633

UNI	7	14	7	7	35
Murray State	0	14	7	13	34

Highlights: UNI advanced to the quarterfinal round after defeating No. 4-ranked/seeded Murray State. The victory marked UNI's first road win in the FCS playoffs following five losses. The Panthers were one of two lower seeds to win their first-round games. UNI never trailed in the game. Alonzo Clayton tied a school playoff record with three TDs. MSU tied the game at 21-all with 9:05 left in the third quarter, but Chris Berg's 60-yard pass to Matt Harken with nine seconds left put the Panthers back up 28-21. MSU tied the game again with 10:24 remaining and Berg's 13-yard pass to Dedric Ward gave UNI a 35-28 lead. Matt Waller's fifth extra point of the day also tied a school playoff record. With 1:26 left, MSU scored on a seven-yard run, but Clayton blocked the extra point, snapping a streak of 79 straight PATs. Ward recovered the ensuing onside kick and UNI was able to run out the clock.

1995 FCS

Quarterfinals

December 3, 1995, at Huntington, W.Va.

Attend. 14,472

UNI	14	0	3	7	24
Marshall	21	0	7	13	41

Highlights: No. 16 seed and No. 18-ranked UNI fell to No. 5 seed and No. 6-ranked Marshall. The Panthers never led in the game but did tie it twice, the last at 14-all with 5:23 left in the first quarter. The closest they could get after that was 21-17 with 10:30 left in the third quarter on a 42-yard field goal by Matt Waller. The Panthers kept up in the passing game, but gained only 36 yards rushing to Marshall's 251.



Matt Waller's 42-yard field goal with 10:30 left in the third quarter pulled UNI to within 21-17 in the 1995 quarterfinals at Marshall.

1994 FCS

First Round

November 28, 1994, at Missoula, Mont.

Attend. 7,958

UNI	7	6	0	7	20
Montana	7	10	0	6	23

Highlights: UNI's fifth straight playoff appearance ended for the second year in a row with a first-round loss. The Panthers had chances to tie the game or go

POSTSEASON APPEARANCES

for the win on their last series, but Jeff Stovall was stopped for a loss of three yards on the Grizzlie 16 on a third-and-one play, and Matt Waller's 36-yard field goal attempt failed with 1:34 left in the game. Sylvester Brown rushed for a game-high 147 yards on 13 carries and Dedric Ward caught two passes for 77 yards, but UNI could not contain UM's Dave Dickenson, who completed 38-of-50 passes for 436 yards and two TDs. His leading receiver was Shalon Baker with eight catches for 145 yards.



Sylvester Brown rushed for a game-high 147 yards on 13 carries in UNI's 23-20 loss at Montana in the 1994 first round.

1993 FCS

First Round

November 27, 1993, at Boston, Mass.

Attend. 6,882

UNI	3	9	9	0	0	0	21
Boston University	0	6	7	8	0	6	27

Highlights: UNI, ranked No. 13 in the final Sports Network poll, traveled to No. 6-ranked and No. 4-seeded Boston University for the first round. After leading 12-6 at halftime and seemingly having the game under control with a 21-6 lead with 11:07 remaining in the third quarter, the Terriers began their comeback bid following a 48-yard fumble recovery return with 6:48 left in the third. Boston tied the game at 21-all with 3:14 left in the game. In the first overtime, UNI's Todd Harrington intercepted a BU pass on the one-yard line and Scott Obermeier's 20-yard field goal attempt hit the right upright. Obermeier missed a 32-yard attempt in the second overtime. After BU's 33-yard field goal attempt was blocked by Myron Glass, Andre Allen was flagged for a questionable facemask penalty and the Terriers got the ball back on the eight yard line. Two plays later, BU's Zack Burwell scored from four yards out to advance to the quarterfinal round. UNI gained 362 yards, 263 passing, to Boston's 346, 300 passing. Jeff Stovall rushed 35 times for 122 yards, while Kurt Warner completed 15-of-28 passes with one interception and one touchdown.

1992 FCS

First Round

November 28, 1992, at Cedar Falls, Iowa

Attend. 13,149

Eastern Washington	0	7	0	7	14
UNI	0	17	0	0	17

Highlights: UNI, ranked No. 3 in the final NCAA poll, hosted No. 14-ranked Eastern Washington in the first round and advanced to the quarterfinal round with the 17-14 win. EWU's Alex Lacson missed a 49-yard field goal with four seconds left in the game to preserve UNI's win. The Panthers

led 17-7 at halftime on a 41-yard field goal by Scott Obermeier, a 17-yard pass from Jay Johnson to Tim Mosley and a 19-yard pass from Johnson to Kenny Shedd. EWU scored on a one-yard run with 3:02 left in the half. It made the game close when Lavon Major returned a blocked Obermeier field goal attempt 89 yards for the score with 11:59 left in the game, but UNI's defense knuckled under, holding the Eagles to only 186 yards in total offense, including 35 rushing. UNI gained 253 yards, only 29 on the ground.

1992 FCS

Quarterfinals

December 5, 1992, at Cedar Falls, Iowa

Attend. 13,375

McNeese State	0	0	7	0	7
UNI	7	15	7	0	29



Tim Mosley caught two TD passes in UNI's 29-7 win over McNeese State in the 1992 quarterfinals.

Highlights: UNI took advantage of seven McNeese State turnovers to advance to the semifinal round. UNI scored on touchdown passes of 31, 11 and 12 yards by Jay Johnson, including two to Tim Mosley, on a safety blocked out of the end zone by Willie Beamon and on a one-yard run by linebacker William Freaney. Johnson's other TD pass was an 11-yarder to all-American Kenny Shedd, who missed the second half after running into the wall. MSU's only score of the game came on a 100-yard kickoff return which opened the second half, setting a school and FCS playoff record. The Cowboys' seven turnovers were more than they had given up in all of its previous three games. Freshman Kerry Joseph was intercepted four times and he had only four total heading into the game. MSU's running game, a strength all season, was limited to 62 yards, with freshman Henry Fields gaining a game-high 91 yards. Joseph completed nine-of-24 passes for 102 yards. UNI gained 96 yards rushing and Johnson completed 19-of-39 passes with one interception for 222 yards.

1992 FCS

Semifinals

December 12, 1992, at Cedar Falls, Iowa

Attend. 14,682

Youngstown State	7	6	0	6	19
UNI	0	0	7	0	7

Highlights: UNI hosted No. 7-ranked and defending national champion Youngstown State. Despite holding YSU to 253 yards, over 100 yards below its average, and containing rushing threat Tamron Smith to 98 yards, the Panthers couldn't overcome three lost fumbles, an interception, the fact that all-American Kenny Shedd played only in the first half with a hip pointer, and a 71-yard punt return for a touchdown on YSU's first possession to put the Penguins up 7-0. The loss broke UNI's 25-game home winning streak. UNI's only score was a one-yard run by Jay Johnson with eight seconds left in the third quarter. YSU scored on the punt return and four field goals, the longest being 54 yards. UNI compiled 319 yards.

1991 FCS

First Round

November 30, 1991, at Cedar Falls, Iowa

Attend. 8,723

Weber State	0	7	14	0	21
UNI	14	10	7	7	38



Tank Corner gained 137 of UNI's 266 rushing yards on 26 carries in UNI's 38-21 win over Weber State in the 1991 first round game.

Highlights: UNI advanced to the quarterfinal game with its win over No. 13-ranked Weber State in the UNI-Dome. UNI held the potent Wildcat offense to 383 yards in total offense, including only 71 rushing yards. The Panthers gained a season-high 486 yards, including 266 on the ground, half of that coming from Tank Corner who carried the ball 26 times for 137 yards. UNI quarterback Jay Johnson completed 14-25 passes for 220 yards and three TDs.

1991 FCS

Quarterfinals

December 7, 1991, at Huntington, W.Va.

Attend. 16,889

UNI	10	3	0	0	13
Marshall	21	14	3	3	41

Highlights: The No. 4-ranked Panthers couldn't contain the nation's No. 1 passer and his contingent at Marshall University. UNI was held to 295 yards in total offense, including only 66 on the ground, while the Thundering Herd compiled 509 yards, including 344 through the air. The Panthers trailed 35-13 at the half and failed to score in the last two quarters, but did pick up the defense and held Marshall to only six points in the second half.

1990 FCS

First Round

November 24, 1990, at Boise, Idaho

Attend. 11,691

UNI	0	3	0	0	3
Boise State	6	0	7	7	20

Highlights: UNI, ranked No. 11 in the nation, lost to No. 10-ranked Boise State. The Panthers obviously struggled offensively, compiling only 156 yards in total offense to the Broncos' 260 yards. UNI managed only minus-five yards rushing. Sophomore quarterback Jay Johnson, who led the Gateway Conference in passing efficiency, completed only 13 of 45 passes for 161 yards and had six interceptions, only one less than he had thrown during the entire regular season. UNI's only scoring came on a 29-yard field goal by all-America kicker Brian Mitchell.

1987 FCS

Semifinals

December 12, 1987, at Monroe, La.

Attend. 14,443

UNI	0	14	7	20	41
Northeast Louisiana	7	28	0	6	44

Highlights: UNI played without the services of Kodak all-America running back Carl Boyd, who broke his leg the week previously against Arkansas State. The Panthers, ranked fourth, trailed 35-14 at the half but they came back to score seven unanswered points in the third period. In the fourth, they scored 20 more and tied the game with seven seconds left in regulation on a five-yard pass from Mike Smith to Sherrod Howard. The two-point conversion pass to Woody Wright sent the game into overtime. UNI's Errol Peebles fumbled on NLU's three in the first overtime possession. NLU's Teddy Garcia missed a 41-yard field goal on the Indians' first play, but he connected on his next 41-yard attempt to give NLU the lead. UNI's Danny Helmer missed a 38-yard field goal to give NLU the victory. Wright, replacing the injured Boyd in his first start, rushed for 112 yards on 20 carries. Smith's six TD passes set a playoff record.

1987 FCS

Quarterfinals

December 5, 1987, at Cedar Falls, Iowa

Attend. 6,100

Arkansas State	7	7	14	0	28
UNI	6	15	7	21	49

Highlights: The Panthers defeated No. 12-ranked and 1986's national runner-up to advance to the semifinals. The Panthers took advantage of three Arkansas State fumbles in the fourth quarter to stretch the margin. UNI compiled 530 yards to ASU's 363. Kodak all-America running back Carl Boyd rushed for 124 yards before breaking his leg late in the game, while Wes Anderson caught five passes for 121 yards.

1987 FCS

First Round

November 28, 1987, at Cedar Falls, Iowa

Attend. 3,887

Youngstown State	7	7	7	7	28
UNI	7	10	14	0	31

Highlights: UNI foiled a Youngstown State attempt at a comeback, intercepting a Penguin pass and holding YSU on two consecutive fourth down conversions in the fourth quarter. YSU scored its last TD with only 8:51 left in the game, necessitating the Panthers' heroics to preserve the win. Even with the interception and fourth down saves, UNI's Carl Boyd fumbled the ball at Youngstown's 20 with just over a minute to play. The Penguins drove to UNI's 23, but missed a 40 yard field goal with seconds left. Boyd rushed for 126 yards on 23 carries.

1985 FCS

Semifinals

December 14, 1985, at Cedar Falls, Iowa

Attend. 12,300

Georgia Southern	14	3	7	16	40
UNI	14	6	3	10	33

Highlights: Georgia Southern brought its "Hambone" offense to the UNI-Dome. The Eagles scored their last TD with only 34 seconds left in the game after UNI had tied the contest at the 2:44 mark. The game see-sawed back and forth until it came down to which team had last possession, or at least enough time to make a score possible. The game was tied four times.

1985 FCS

Quarterfinals

December 7, 1985, at Cedar Falls, Iowa

Attend. 6,220

Eastern Washington	0	0	7	7	14
UNI	10	7	0	0	17

Highlights: UNI took a 10-0 first quarter lead on a 32 yard field goal by Kevin Mote and a 13 yard pass from Mike Smith to Brian Baker, who later broke his hand. The Panthers had a 17-0 halftime advantage but didn't score again, while EWU pulled to within 10 points in the third period and scored its last TD with 12:47 left in the game on an 84 yard punt

return. The Eagles got as far as their own 44 with time running out on the clock, but the quarterback was sacked for a loss of four on a fourth down play. Errol Peebles rushed for 129 yards on 26 carries, his fifth 100-plus game of the year.

1975 DIVISION II PLAYOFFS

First Round

November 29, 1975, at Cedar Falls, Iowa

Attend. 2,500

Western Kentucky	0	7	7	0	14
UNI	6	0	0	6	12

Highlights: In what has since been dubbed the "Mud Bowl", UNI struggled with Western Kentucky in heavy rain, 42-degree temperatures and a 16 mph wind in the last game to be played in O.R. Latham Stadium. The Panthers closed to within two points when they rallied with 12:25 left in the game. The last touchdown was set up when Jim Fransen put WKU in a hole by booting a 64-yard punt to its one yard line. UNI had two chances to cash in in the final period but two errant field goals by Fransen buried the Panthers' chances deep into the muddy field. Fransen missed from 38 and 27 yards.

1964 PECAN BOWL

December 12, 1964, at Abilene, Texas

State College of Iowa	7	6	6	0	19
Lamar Tech	3	0	7	7	17

Highlights: In the first NCAA-sanctioned Pecan Bowl, UNI scored an impressive victory over Lamar Tech behind a sensational performance by two-time all-America fullback Randy Schultz. Schultz ran for 160 yards on 38 carries and scored two TDs. He was named outstanding back of the game and teammate Loren Buser received the outstanding lineman award.



Two-time all-America fullback Randy Schultz ran for 160 yards and two TDs in the Panthers' 19-17 win in the 1964 Pecan Bowl.

1960 MINERAL WATER BOWL

November 26, 1960, at Excelsior Springs, Mo.

Highlights: Iowa State Teachers College ran into a bulldozer from Hillsdale College (Mich.) which won the contest 17-6. The Panthers never really got going after finishing the season with a fine 9-0 record and winning the North Central Conference title.

FCS FINAL NATIONAL POLLS

1984 (NCAA)

1. Alcorn State
2. Montana State
Rhode Island
4. Boston University
5. Indiana State
6. Mississippi Valley State
Middle Tennessee State
8. Eastern Kentucky
9. Louisiana Tech
10. Arkansas State
11. New Hampshire
12. Richmond
13. Murray State
14. Western Carolina
15. Holy Cross
16. Furman
17. Tennessee-Chattanooga

18. UNI

19. Delaware
20. McNeese State

1985 (NCAA)

1. Middle Tennessee State
2. Furman
Nevada-Reno

4. UNI

5. Idaho
6. Arkansas State
7. Rhode Island
8. Grambling
9. Georgia Southern
10. Akron
11. Eastern Washington
12. Appalachian State
Delaware State
14. Louisiana Tech
15. Jackson State
16. William & Mary
17. Murray State
18. Richmond
19. Eastern Kentucky
20. Alcorn State (Highest
Ranking: No. 4 two
consecutive weeks in
NCAA Poll)

1986 (NCAA)

Not Ranked in NCAA Poll
(Highest Ranking: No. 8 NCAA
Poll Oct. 6)

1987 (NCAA)

1. Holy Cross
2. Appalachian State
3. Northeast Louisiana
4. UNI
5. Idaho
6. Georgia Southern
7. Eastern Kentucky

8. James Madison
9. Jackson State
10. Weber State
11. Western Kentucky
12. Arkansas State
13. Maine
14. Marshall
15. Youngstown State
16. North Texas State
17. Richmond
18. Howard
19. Sam Houston State
20. Delaware State (Highest
Ranking: No. 4 NCAA
Poll Sept. 28 and two
consecutive weeks at end
of season)

1988 (NCAA)

Not Ranked in NCAA Poll
(Highest Ranking: No. 8 in
NCAA Preseason Poll)

1989 (NCAA)

1. Georgia Southern
2. Furman
3. Stephen F. Austin
4. Holy Cross
Idaho
6. Montana
7. Appalachian State
8. Maine
9. Southwest Missouri
William & Mary
12. Eastern Kentucky
13. Grambling
14. Youngstown State
15. Eastern Illinois
16. Villanova
17. Jackson State
18. Connecticut
19. Nevada-Reno
20. UNI (Highest Ranking: No.
17 Oct. 30)

1990 (NCAA)

1. Middle Tennessee State
2. Youngstown State
3. Georgia Southern
4. Nevada
5. Eastern Kentucky
6. Southwest Missouri
7. William & Mary
8. Holy Cross
9. Massachusetts
10. Boise State
11. UNI
12. Furman
13. Idaho

14. Northeast Louisiana
15. The Citadel
16. Jackson State
17. Dartmouth
18. Central Florida
19. New Hampshire
North Carolina A&T
(Highest Ranking: No. 10
Oct. 15)

1991 (NCAA)

1. Nevada
2. Eastern Kentucky
3. Holy Cross
4. UNI
5. Alabama State
6. Delaware
7. Villanova
8. Marshall
9. Middle Tennessee State
10. Samford
11. New Hampshire
12. Sam Houston State
13. Youngstown State
14. Western Illinois
15. Weber State
16. James Madison
17. Appalachian State
18. Northeast Louisiana
19. McNeese State
20. The Citadel
Furman (Highest Ranking:
No. 4 six consecutive
weeks)

1992 (NCAA)

1. The Citadel
14. Northeast Louisiana
3. UNI
4. Middle Tennessee State
5. Idaho
6. Marshall
7. Youngstown State
8. Delaware
9. Samford
10. Villanova
11. McNeese State
12. Eastern Kentucky
13. William & Mary
14. Eastern Washington
15. Florida A&M
16. Appalachian State
17. North Carolina A&T
18. Alcorn State
19. Liberty
20. Western Illinois (Highest
Ranking: No. 1 five
consecutive weeks Oct.
5-Nov. 2)

1993 (Sports Network)

1. Troy State
2. Georgia Southern
3. Montana
4. Northeast Louisiana
5. McNeese State
6. Boston University
7. Youngstown State
8. Howard
9. Marshall
10. William & Mary
11. Idaho
12. Central Florida

13. UNI

14. Stephen F. Austin
15. Southern University
16. Pennsylvania
17. Eastern Kentucky
18. Delaware
19. Western Kentucky
20. Eastern Washington
21. North Carolina A&T
22. Tennessee Tech
23. Alcorn State
24. Towson State
25. Massachusetts (Highest
Ranking: No. 4 Preseason)

1994 (Sports Network)

1. Youngstown State
2. Boise State
3. Marshall
4. Montana
5. Eastern Kentucky
6. McNeese State
7. James Madison
8. Idaho
9. Appalachian State
10. Boston University
11. UNI
12. Troy State
13. New Hampshire
14. Pennsylvania
15. North Texas
16. Middle Tennessee
17. Grambling State
18. Alcorn State
19. William & Mary
20. Central Florida
21. Stephen F. Austin
22. Hofstra
23. South Carolina State
24. Western Illinois
25. Northern Arizona (Highest
Ranking: No. 3
Sept. 5)

1995 (Sports Network)

1. Montana
2. Marshall
3. McNeese State
4. Stephen F. Austin
5. Appalachian State
6. Delaware
7. Troy State
8. Southern University
9. Murray State
10. Hofstra
11. Georgia Southern
Eastern Kentucky
13. UNI
14. Eastern Illinois
15. James Madison
16. Jackson State
17. Florida A&M
18. Idaho
19. William & Mary
20. Richmond
21. Boise State
22. Northern Arizona
23. Connecticut
24. Indiana State
25. Middle Tennessee State
(Highest Ranking: No. 11
two consecutive weeks
Oct. 23-Oct. 30)

1996 (Sports Network)

1. Marshall
2. Montana
3. UNI
4. Troy State
5. William & Mary
6. Murray State
7. East Tennessee State
8. Northern Arizona
9. Furman
10. Delaware
11. Jackson State
12. Villanova
13. Western Illinois
14. Florida A&M
15. Nicholls State
16. Eastern Illinois
17. New Hampshire
18. Youngstown State
19. Dartmouth
20. Howard
21. Stephen F. Austin
22. Appalachian State
23. Southwest Missouri
24. Dayton
25. James Madison (Highest
Ranking: No. 3, 2nd time,
nine consecutive weeks
Sept. 30-Final)

1997 (Sports Network)

Not Ranked in Sports Network Poll (Highest Ranking: No. 3 in Sports Network Preseason Poll)

1998 (Sports Network)

Not Ranked in Sports Network Poll (Highest Ranking: No. 5 Preseason-Sept. 6)

1999 (Sports Network)

1. Georgia Southern
2. Youngstown State
3. Illinois State
4. Florida A&M
5. Hofstra
6. Troy State
7. Massachusetts
8. Montana
9. Appalachian State
10. North Carolina A&T
11. Tennessee State
12. Furman
13. James Madison
14. Lehigh

15. UNI

16. Northern Arizona
17. Southern University
18. Colgate
19. Jackson State
20. Portland State
21. Elon College
22. Stephen F. Austin
23. South Florida
24. Villanova
25. Brown (Highest Ranking: No. 5 - Sept. 27)

2000 (Sports Network)

1. Georgia Southern
2. Montana
3. Delaware
4. Appalachian State
5. Western Kentucky
6. Richmond
7. Hofstra
8. Lehigh
9. Troy State
10. Furman
11. Youngstown State
12. Western Illinois
13. Grambling State
14. Florida A&M
15. Portland State
16. McNeese State
17. Eastern Illinois
18. Weber State
19. UNI
20. Bethune-Cookman

21. North Carolina A&T
22. Tennessee Tech
23. Wofford
24. Illinois State
25. Southwest Texas (Highest Ranking: No. 10 Pre-Season)

2001 (Sports Network)

1. Montana
2. Furman
3. Georgia Southern
4. UNI
5. Lehigh
6. Appalachian State
7. Sam Houston State
8. Grambling State
9. Eastern Illinois
10. Maine
11. Hofstra
12. Western Kentucky
13. McNeese State
14. Northwestern State
15. Youngstown State
16. Northern Arizona
17. William & Mary
18. Eastern Kentucky
19. Harvard
20. Villanova
21. Rhode Island
22. Florida A&M
23. Tennessee Tech
24. Pennsylvania
25. Tennessee State (Highest Ranking: No. 4 Final Poll)

2002 (Sports Network)

Not Ranked in Sports Network Poll (Highest Ranking: No. 2 - Sept. 2)

2003 (Sports Network)

1. Delaware
2. Colgate
3. Wofford
4. Florida Atlantic
5. UNI
6. Western Illinois
7. Western Kentucky
8. McNeese State
9. Southern Illinois
10. Northern Arizona
11. Massachusetts
12. Penn
13. Southern
14. Montana
15. Bethune-Cookman
16. North Carolina A&T
17. Grambling State
18. Jacksonville State
19. Northern Colorado
20. Northeastern
21. Montana State
22. Idaho State
23. Lehigh
24. Georgia Southern
25. Villanova (Highest Ranking: No. 5 Final Poll)

2004 (Sports Network)

1. James Madison
2. Montana
3. William & Mary
4. Sam Houston State
5. Furman
6. New Hampshire
7. Delaware
8. Eastern Washington
9. Southern Illinois
10. Georgia Southern
11. Western Kentucky
12. Hampton

13. Harvard
14. Jacksonville State
15. Lehigh
16. Cal Poly
17. Northwestern State
18. Wofford
19. Lafayette
20. Alabama State
21. Penn
22. South Carolina State
23. North Dakota State
24. Coastal Carolina
25. UNI (Highest Ranking: No. 6 Preseason)

2005 (Sports Network)


1. Appalachian State
2. UNI
3. Furman
4. Texas State
5. New Hampshire
6. Cal Poly
7. Southern Illinois
8. Richmond
9. Georgia Southern
10. Hampton
11. Grambling State
12. Montana
13. Eastern Washington
14. Youngstown State
15. Brown
16. Eastern Illinois
17. Nicholls State
18. Montana State
19. Massachusetts
20. South Carolina State
21. Lafayette
22. Illinois State
23. Colgate
24. Coastal Carolina
25. James Madison (Highest Ranking: No. 2 Final Poll)

2006 (Sports Network)

1. Appalachian State
2. Massachusetts
3. Montana
4. Youngstown State
5. North Dakota State
6. New Hampshire
7. Southern Illinois
8. Illinois State
9. James Madison
10. Montana State
11. Hampton
12. Furman
13. Tennessee-Martin
14. Coastal Carolina
15. Eastern Illinois
16. Cal Poly
17. UNI
18. Princeton
19. Portland State
20. San Diego
21. McNeese State
22. South Dakota State
23. Wofford
24. Central Arkansas
25. Yale (Highest Ranking: No. 3 - Sept. 4)

UNI in the Final FCS Top 10

1985	4th
1987	4th
1991	4th
1992	3rd
1996	3rd
2001	4th
2003	5th
2005	2nd



The 1992 Panther football team was ranked no. 1 in the nation for five consecutive weeks, from Oct 5 through Nov. 2. It finished the year ranked no. 3.

ALL-TIME LETTERMEN

(Since 1937)

A

Abel, Jason 1989
Abney, Don 1947, 48, 49
Abrahamson, Dick 1958
Adams, Dymon 1999
Agnew, Dan 1965
Aimable, Moses 1984, 85
Albrecht, Derc 2002
Aldrich, Charles 1974
Aldrich, John 1973, 74
Alexander, Troy 1990, 91
Allen, Andre 1991, 92, 93, 94
Allen, Andy 1995, 96
Allen, Lester 2003, 04
Allen, Terrell 2006
Allen, Terry 1975, 76, 77, 78
Alvarez, Nick 2006
Alston, Barry 1973
Andersen, Brian 1996, 97, 98, 99
Anderson, Barrett 2004, 05, 06
Anderson, Jeff 1994
Anderson, Joe 1979, 80, 81, 82
Anderson, Kevin 1986, 87, 88, 89
Anderson, Mike 1991, 92, 93, 94
Anderson, Wes 1987, 88
Angell, Mike 1985, 86
Arnold, Ed 1976, 77, 78
Arnold, Ryan 2002, 03, 04
Armstrong, Terry 1985, 86
Arvidson, Tim 1980
Asleson, George 1959
Augustin, Tim 1996
Austin, Brendan 1992, 93
Avelchas, Nick 1941, 42

B

Bahr, Dennis 1962, 63
Baker, Brian 1984, 85, 86, 87
Banks, Danny 1998, 99, 01
Barbatti, Thomas 1966, 67
Barney, Willie 1993, 94, 95, 96
Barnhart, Don 1940, 41
Barz, Kevin 1976, 77
Basye, James 1965
Bates, Jeff 2002, 03, 04, 05
Batten, Pat 1972, 73
Baumler, Brad 1988, 89, 90, 91
Bayevsky, Jesse 1939
Beach, John 1949, 50
Bealles, Bill 1983, 84, 85
Bealles, Jeff 1984, 85, 86, 87
Beals, Matt 1996, 97, 98, 99
Beamon, Willie 1989, 90, 92
Beard, Steven 1993, 94, 95, 96
Beck, Brian 1996, 97, 98
Becker, Howard 1960
Beetsch, Richard 1953, 54
Behr, Ryan 1992, 93, 94, 95
Bellock, Cyril 1940, 41, 42
Bellock, Vincent 1967
Benge, Adam 1998, 99, 01, 02
Bennett, Aaron 1999
Berg, Chris 1994, 95
Bergstrom, Richard 1967
Berlin, Eddie 1997, 98, 99, 2000
Berlin, Tom 2003, 04
Berry, Nelson 1979
Beverlin, Ken 1963, 64
Bice, Greg 1958
Bienfang, Homer 1947, 48, 49, 50

Bitcon, Lawrence 1953, 54
Blaha, Dale 1974
Blankenberg, Steve 1973
Boals, Dan 1960, 61
Bock, Michael 1966
Boehlke, Jason 2001
Boettcher, Aaron 2003
Boeve, Adam 1999
Bohner, Ross 2000, 01, 02, 03
Bohnsack, Lou 1950, 51
Boland, Art 1938, 39
Bonnente, Seth 1989, 90
Bonsall, Duane 1957, 58
Borland, Glen 1957
Borman, Eric 1990
Bormann, Eric 1992
Bostic, Alan 1987, 88
Botkin, Mark 1985, 86, 87, 88
Bowen, Dick 1941, 42
Bower, Dan 1992, 93, 94, 95
Bowman, Carl 1960
Boyd, Carl 1985, 86, 87
Bradley, Curt 2003, 04, 05, 06
Bratschie, Jeff 1982
Braunschweig, R. 1950
Bray, Carter 1981
Brechtin, Bill 2002
Breland, Jason 2002, 03, 04, 05
Breitbach, Louis 1937
Brelsford, Brodie 2000, 01, 02
Bright, Dave 1971
Brinkley, Ronald 1954, 55
Brinkman, Matt 1989, 90
Brinkman, Mike 1988, 89
Brown, Dominick 2002
Brown, Ed 1972, 73
Brown, Jim 1949, 50
Brown, Jimmie 2002, 03
Brown, Mike 1979, 80
Brown, Neville 1997
Brown, Reggie 2003, 04
Brown, Stanley 1947, 48, 49
Brown, Sylvester 1990, 92, 93, 94
Brown, Ted 1977
Browner, Brent 1998, 99, 2000, 01
Bruder, Marty 1984
Brutley, Daryon 2001
Bryan, Fred 1980, 81, 82
Buchwald, Randall 1974, 75, 76
Buck, Don 1958
Bumgardner, Mark 1950, 51
Burckhard, Wendlen 1938, 39
Burdick, Harold 1949
Burkle, Cory 1993, 94, 95, 96
Burns, Peter 1989, 90, 91, 92
Buser, Loren 1963, 64
Bush, Delond 1993, 94, 95
Buss, Aaron 1998, 99, 2000
Buss, Jeff 1982, 83, 84
Butte, Gordon 1937
Butler, Bryan 2003, 04
Butler, Doug 1951, 53, 54
Button, Dennis 1962
Byrnes, Ray 1948, 49

C

Caballero, Mark 1984, 85
Cacek, Charles 1948
Cade, Renaldo 1981
Camarata, Laverne 1942
Campbell, Dave 1986, 87, 88, 89
Campbell, Jim 1972, 73

Campbell, Melvin 1974, 75, 76
Campbell, Mike 1985, 86, 87, 88
Capitani, Ralph 1951, 53, 54
Cappaert, Jim 1982
Carlo, Douglas 1974, 75, 76
Carlsen, Travis 1999
Carlson, Luke 1986, 87, 88
Carson, Tim 1973, 74
Carter, Brannon 2004, 05, 06
Carter, Richard 2000, 01, 03, 04
Case, Walter 1947, 48
Chambers, Bill 1945
Chambers, Jeff 1985, 86, 87, 88
Chizek, Jim 1972
Christensen, Paul 1977, 78
Christianson, W. 1940
Church, Kenneth 1942
Clapp, Chris 1994, 95, 96, 97
Clarahan, Rick 1979
Clark, Ralph 1982, 83, 84
Clark, William 1974, 76, 77
Clayton, Alonzo 1994, 95, 96, 97
Clement, Larry 1966
Clemmenson, Harvey 1945
Cochrane, Clark 1956
Coch, Carroll 1937
Cook, Ray 1982, 84, 85
Cooper, Curtis 2004, 05, 06
Corner, Tank 1991, 92
Cory, Mark 1981
Coughlin, Kevin 1977
Cowan, Spencer 1983, 84, 85, 86
Cox, Dave 1960, 61
Cox, Louis 1986, 87
Cramer, Dean 1953
Crane, Bob 1959, 60
Crew, Leland 1949, 50
Cribbs, William 1947
Crouch, George 1987, 88
Culver, Mark 1995, 96
Curry, Mike 1977, 78
Cutright, Brian 2002, 03, 04, 05
Cutshall, Bob 1941

D

Dallis, Carlos 1999, 2000, 01
Dalton, Mickey 1996
Damron, Jim 1958
Daniels III, Albert 2006
Daniels, Clarence 1973
Daniels, Mike 1982, 83
Davis, Carl 1975, 76
Davis, Clea 1974
Davis, Damian 1988, 89
Davis, DeMarus 2002
Davis, Nick 2004, 05, 06
Davis, Parnell 1989
Davison, Brian 1995
Day, Pat 1988, 89, 90
DeHaan, Cody 1997, 98, 99, 2000
Deike, Ben 2000, 01, 02, 03
Deike, Dallas 1973, 74, 75, 76
Deines, Dana 1976, 77, 78, 79
DeLaere, Marc 1992, 93, 94
Derhammer, David 1966
DeVan, Paul 1945, 47, 48
DeVries, Dusty 2000
DeHaemers, Steve 1989, 90, 91
Dickens, Charles 1974, 75
Dietrich, Gene 1969, 70, 71
Dillavou, Darrell 1947
Doak, Ryan 1997, 98, 99, 2000

Dockter, Owen 1977, 78, 79, 80
Dodd, Ron 1972, 73, 74
Dokes, Dre 2003, 04, 05, 06
Donnel, Allen 1987
Donovan, Scott 1973
Dooley, Troy 1994, 95
Dreyer, Jordan 2002, 03
Dunn, LeRoy 1953, 54
Dunnigan, Charlie 1959
Durflinger, Scott 1991, 92, 93, 94
Dusho, Jeremy 1999
Dutcher, George 1937, 38

E

Eagen, Todd 1986, 88, 89, 90
Easter, Marcus 1994, 95, 96
Eastman, Dale 1976
Eckhardt, Skip 1978, 79, 80
Ehn, Josh 2003
Ehrig, Dave 1978, 79
Eichelberger, Don 1961
Eilander, Darrin 1986, 87, 88, 89
Eisenlauer, Richard 1950
Eisenmenger, Pat 1973, 74, 75
Ehigiamusoe, Osayi 2006
Ellingson, Rick 1977, 78
Elliot, Richard 1978, 80
Ellis, Kelly 1977, 78, 79, 81
Elmer, Andrew 1997, 98, 99
Elsbernd, Ryan 1992, 93, 94
Erion, Randy 1974
Erstad, David 1976, 77, 78
Etsel, Scott 1981, 82, 83
Evans, Dave 1980
Evans-Sykes, Araf 2004, 05, 06

F

Falk, Adam 2005, 06
Farley, Mark 1983, 84, 85, 86
Feddersen, Rory 1987, 88, 89, 90
Ferguson, Garrett 1996, 97
Fertig, Robert 1975, 76, 77
Fiacco, Jason 2006
Fiacco, Ron 1975, 76
Fiech, Michael 2001, 02
Finn, Howard 1939
Finstley, Josh 2006
Fisher, Bud 1948, 49, 50
Fisher, Donald 1953, 54
Fisk, Jack 1950
Flynn, Paul 1986, 87, 88
Fontana, Mike 1989, 90
Formanek, Larry 1979, 80
Formanek, Richard 1954, 55
Fortney, Shane 1997
Foster, Jerry 1953, 55
Foster, Jerry 1959
Fowler, Brad 2004
Fox, Terry 1965, 66
Francke, Scott 1985, 86
Fransen, Jim 1973, 74
Fredericks, Chris 1991, 92
Freebolin, Fred 1981, 82, 83, 84
Freeman, Roger 1955, 56
Freeney, William 1990, 91, 92
Freeney, Terrance 2003, 04, 05
Friess, Doug 1982, 83
Friess, Keith 1987
Frisk, Charles 1972, 73
Fromholtz, Kyle 2000
Frost, Derrick 2000, 01, 02
Fry, Wayne 1973, 74

Fullbright, Mark 1978, 79, 80
Fuller, Joe 1982, 83, 84, 85
Fulton, Derrick 1994, 95
Furrey, Mike 1997, 98, 99

G

Galles, Eddie 2002, 03
Gant, Richard 1947
Gardner, Scott 1984, 85
Garrett, Cyrus 2005, 06
Garvin, Matt 2005
Gau, Mike 1979, 80
Gefs, Jim 1972
Gehrke, Brad 1989, 90
Geise, Doran 1978, 79
Gentzler, Dave 1978, 80
Gerrell, Michael 1998, 99, 2000
Gibbs, Beau 2003, 04
Ginn, Bryan 1976, 77
Gipper, Tim 1981
Girdner, Jeff 1979, 80
Glass, Myron 1991, 92, 93, 94
Goff, Mark 1982
Golly, Tracy 1987
Gonzalez, Luis 1985, 86
Goodvin, Elvin 1946, 47
Goodwille, Gene 1941
Goodwin, Jamie 2005
Goree, Darryl 1982, 83
Gougis, Jeff 1986
Graham, Kevin 1981
Gray, Johnny 2005, 06
Gray, Mike 1997
Gray, Rodney 1990, 91, 92
Green, Larry 1967
Green, Troy 1989
Gregory, John 1959
Griffin, Kenneth 1942, 46
Griffith, Donald 1939
Griffith, Jerry 1979, 80, 81
Griffin, Anthony 1993
Grimes, Edward 1984, 85
Grove, Don 1954, 56
Grover, Judd 1990
Grundy, Randy 1982
Gulick, Bruce 1966, 67
Gunn, David 1999, 2000
Gustafson, Chris 1999, 2000
Guzman, Julio 1997, 98

H

Haberman, Wayne 1977
Hadenfeldt, Bob 1941, 45
Hadley, Ron 1978
Hagge, Lauren 1945
Hahn, Bobby 1956, 57
Hall, Lance 1995, 96
Hall, Pat 1975, 76
Hall, Randy 1997, 98
Halligan, Pat 1955, 56
Hamilton, Jeff 1976, 77
Hamilton, Scott 1979, 80, 81
Hammar, Greg 1993
Hammond, Del 1964
Hammond, Kevin 1992, 93, 94, 95
Hampton, Robert 1967
Hamre, Robert 1999, 2000, 01, 02
Hamrock, Jason 1992, 93, 94, 95
Haning, Thomas 1974, 75, 76
Hanley, Hurley 1959, 60
Hannam, Ross 2003, 04, 05, 06
Hannam, Ryan 1998, 99, 2000, 01

Hansen, Bryce	1966	Huygens, Mark	2005, 06	Kortemeter, Karl	1974	M		Mitchell, Pat	1959, 60, 61
Hansen, Denny	1986, 87			Korver, Doug	1963, 64	Maas, Jim	1940, 41	Mohling, Paul	1947
Hansen, Pat	1986, 89	I		Kos, Adam	2005, 06	MacAllister, Jack	1946	Mohr, Bruce	1965, 66
Hansen, Warren	1958, 59	Idleburgh, James	2003, 04	Kothe, Jacob	1992, 93, 94, 95	MacDonald, Joel	1992	Molstead, Mike	1983, 84
Hanssen, Mark	1984, 85, 86, 87	Indvik, Bo	1941, 42	Kovacevich, Bill	1965, 66	Mackey, Matt	2005	Monroe, Tony	1990, 91, 92, 93
Harken, Matt	1992, 93, 94, 95	Ingalls, Steve	1980, 81, 82	Krapfl, Mike	1989, 90	Macklin, Ken	1988, 89	Monson, Chad	1990, 91, 92
Harms, Brad	1998, 99, 2000	Isaacson, Mike	1991, 92	Kratky, Robert	1953	Magrane, Jerry	1951	Montgomery, Bruce	1962, 63
Harms, Dennis	1972, 73	Issak, Oliver	1954	Krebs, Walt	1975, 76	Mahoney, Josh	2006	Montgomery, Norm	1977, 78
Harnack, Don	1987, 88	Ivory, Titus	2001, 02, 03, 04	Kroemer, Ken	1959, 60	Mailander, Chris	1987	Moore, Randy	1977
Harraway, Adrien	1999, 2000	J				Malauskay, Matt	1999	Moorhouse, Tom	1970, 71, 72, 73
Harrell, Jonathan	2002, 03	Jackson, Carly	1981, 82			Malone, Terrance	1995, 96, 97, 98	Moothart, Mark	2001, 02
Harrington, Todd	1991, 92, 93, 94	Jackson, Doug	1987, 88			Manahl, Ryan	2003, 04, 05	Moretz, Brian	1992, 93, 94, 95
Harris, Kenny	2000, 01	Jackson, Jim	1962, 63			Manigault, Joe	1975, 76, 77	Morgan, Jerry	1959
Harris, Steve	1981, 82, 83, 84	James, Paul	1972, 73, 74			Maragos, Nicholas	1974, 75, 76	Morgan, Terrell	2000, 01, 02
Harskamp, Dave	1971	Jansen, Justin	2000, 01, 02			Marbles, Derrick	1991, 92, 93, 94	Morris, Andy	1995, 96, 98, 99
Hart, Don	1956	Jenkins, Charles	1983, 84			Marchman, Otis	1995, 96, 97	Morrison, Dick	1984
Hartema, Ron	1964	Jenkins, John	1986, 98			Martin, Scott	1992	Morrison, Greg	1985
Hartman, Dean	1959	Jensen, Milo	1939			Marsden, Clement	1939	Morrison, Ken	1983, 85
Hartung, Dan	1978, 79	Johansen, Norman	1941			Martin, Dale	1942	Morrison, Michael	1999
Harvey, Ken	1980, 81	Johnson, Charles	2005			Martin, Leon	1940, 41	Morrison, Mike	1994, 95, 96
Hawthorne, Greg	1994, 95, 96	Johnson, Doug	1974			Martin, Ralph	1950	Moses, Neal	1976
Hayes, Brad	1979, 80, 81, 82	Johnson, Jay	1989, 90, 91, 92			Masonholder, Merle	1963, 64	Moses, Tim	1984, 85
Healy, Dennis	1966	Johnson, Jim	1979, 80, 81, 82			Matthes, Michael	2003, 04, 05	Mosley, Tim	1990, 91, 92, 93
Heideman, Darin	2002, 03, 04, 05	Johnson, Marvin	1967			Matthews, Dave	1965	Mote, Kevin	1985, 86, 87
Heimsoth, Jay	1994, 95, 96, 97	Johnson, Mike	1979, 81, 82, 83			Matsen, Nick	2001, 02	Mulholland, Ed	1966
Hein, Mark	1986, 87, 88, 89	Johnson, Steve	1991, 92			Mays, Marlus	2001, 02, 03	Mumma, D.J.	1991, 92, 93, 94
Heins, Justin	2001, 02, 03, 04	Johnson, Tyler	2001, 02, 03, 04			McCabe, Ben	1938, 39	Murphy, Tom	1956
Helgeson, Jeff	1993, 94, 95	Jones, Doug	1973, 74			McCalley, Ryan	1996	Murray, Jon	2000
Helmer, Danny	1987	Jones, James	1987, 88, 89, 90			McCleary, Garland	1985	Muyengwa, Tendai	1995, 96, 97
Helming, Ryan	1997, 98, 99, 2000	Jones, Jason	1995, 96			McCleary, Jason	1991, 92, 93, 94	N	
Henderson, Raishaun	2001, 02, 03, 04	Jones, Marvin	1937			McComas, Rob	1989, 90, 91, 92	Nelson, Erik	1996, 97, 98
Hendrickson, Mark	1976, 77, 78, 79	Jones, Scott	1991			McCorison, Kyle	2000	Nick Nelson	2005, 06
Henke, Cory	2003, 04	Jones, Tom	1981, 82, 83			McCorvey, Dave	1985, 86, 87	Nelson, Rick	1982, 83
Herdiska, Mike	1989	Judge, Joe	1991, 92			McDermott, Don	1946, 47, 48	Nelson, Simon	1990, 91, 92
Hermann, John	2003, 04, 05	Jongejeugd, Kris	2001, 02			McFadden, James	1982, 83	Nelson, Walter	1994
Herndon, Jamal	1999, 2000	Joseph, Moses	2002			McFarland, Scott	1990	Nepote, Rick	1979
Herrin, John	1990, 91, 92, 93	Junkman, Charles	1983, 84			McGaster, Jeff	2006	Netusil, Clay	1984, 85, 86
Hershberger, James	1954, 55	Junkman, Randy	1970, 71			McKenzie, Ray	1955	Neuwohner, Jon	1979, 80
Hill, Cedric	1983, 84	Jurgens, Griffith	2001, 02			McKinstry, Greg	1997, 98	Niemann, Kyle	2005
Hill, Charlie	1961					McMahon, Brad	1976	Nixon, Tom	1976
Hill, Dexter	2005	K				McMoore, Sean	2006	Nofal, Justin	1997, 98, 99, 2000
Hill, Eric	1981	Kagan, Leo	1937, 38			McMoore, Terrell	2006	Nordlie, Craig	1980, 81, 82
Hill, John	1984, 85, 86, 87	Kalis, Ed	1950			McNeal, Kenny	1980	Norenberg, Stan	1955
Hillman, Mike	1973	Kane, Allen	1937			McNeal, Stephen	1982, 83	Norman, Larry	1972, 73, 74
Hines, Jerry	1987, 88	Kanne, Todd	1985			McPherson, Ted	1963, 64	Norris, Jeremy	1992
Hoagland, Rodney	1953, 54	Kaylor, Mahlon	1950, 51			Meester, Brad	1996, 97, 98, 99	Nuss, Chris	1989, 90, 91, 92
Hoambrecker, Mackenzie	2000, 01, 02	Keith, Brandon	2006			Mehrl, Randy	1989, 90		
		Keith, Kevin	1990, 91			Melchert, Jeff	1983, 84, 85	O	
		Keller, Joe	2002, 03, 04			Meredith, Scott	1996, 97, 98	Obermeier, Scott	1992, 93
		Kelley, Matt	1994, 95, 96			Messingham, Court.	1986, 87, 88, 89	O'Brien, Joe	1981, 82, 83, 84
		Kelly, Walt	2001, 02, 03, 04					Oden, Markel	1981, 82, 83, 84
		Kettner, Dennis	1967			Meyer, Dave	1982	Oddo, Pat	1980
		Key, Alphonso	2003, 04, 05			Micho, Jim	1990	O'Donnell, Brett	1991, 92, 93, 94
		Key, Thelonious	1985, 86, 87, 88			Mikesh, Marvin	1955	O'Donnell, Jim	1972, 73
		Killins, Pete	1982			Mikkelson, Scott	1999	Ogren, Bob	1948, 49
		King, Lynn	1965, 66			Miliner, Chris	1980, 81, 82, 83	Olin, Dick	1965
		King, Ron	1981, 83			Miller, Clint	2000	Olinyk, Mike	1977
		Kinney, Chuck	2006			Miller, Dempsey	1996, 97, 98	Oliphant, Rich	1962, 63
		Kirk, Justin	2005, 06			Miller, Dick	1965	Olsen, Christian	1995, 96
		Klahn, Scott	1991, 1993			Miller, Jim	1950, 51	O'Neill, Tim	1997, 98, 99
		Klavas, Bob	1976, 77			Miller, Larry	1982, 83, 84	Ori, Frank	1984, 85
		Klieman, Chris	1986, 87, 89, 90			Miller, Leon	1997	Orth, Terry	1984, 85, 86
		Klostermann, Barry	1986, 87			Miller, Lloyd	1941	Otto, Nick	1977, 78
		Knapczyk, Ken	1984			Miller, Richard	1966	Overman, Justin	2002, 03
		Knock, Bob	1955, 56			Miller, Robert	1947, 48, 49	Owen, Ron	1965
		Koch, Les	1963, 64			Miller, Tim	1993, 94, 95, 96	Owens, Scott	1982, 83, 84, 85
		Koebeck, Brett	2004, 05			Minnick, Phil	1962, 63	Ozbun, Ryan	2000, 01, 02
		Kolpin, Mike	1985, 86, 87, 88			Minnick, Ted	1960, 61		
		Kolsrud, Don	1954			Minnieweather, D.	1993	P	
		Kolthoff, Ken	1984, 86, 87			Mitchell, Brian	1989, 90, 91	Page, Earl	1947
		Koos, Dave	1956			Mitchell, Jack	1998, 99	Panasci, Frank	1941
						Mitchell, Matt	2000, 01, 02, 03		



Wide receiver James Lindgren earned four letters, using up his eligibility last season.

L		Lacy, Jordan	2004, 05, 06
		LaFollette, Andy	1994, 95, 96
		LaGrant, Quincy	1997, 98
		Lakin, Jeffrey	1974, 75, 76
		Lanaghan, Richard	1953, 54
		Lancaster, Aaron	1991
		Landau, Arthur	1953, 54
		Lane, Nate	2006
		Lane, Wes	2006
		Lang, Terry	1978, 79
		Lange, Dick	1962
		Lanning, Jim	1981, 82
		Lappe, Graydon	1947
		Larimore, Don	1948
		Law, Derrick	2006
		Lee, Bob	1946, 47, 48, 49
		Lee, John E.	1992, 92, 93, 94
		Lee, John P.	1990, 91, 92, 93
		Lee, Terry	1989
		Leonardelli, Terry	1975, 76
		Leonardelli, Todd	1977, 78
		Lewis, Corey	2005, 06
		Lewis, Davey	1981
		Lewis, Jim	1981, 82
		Lewis, Michael	2000
		Lewis, Whitney	2006
		Lewis, Will	2006
		Limbaugh, Jordan	2006
		Lindgren, James	2003, 04, 05, 06
		Linn, Aaron	1940, 41
		Linsenmeyer, Jeremy	1993, 94, 95, 96
		Lippman, Matt	1994
		Lister, Charles	1990, 91
		Lizzi, Jim	2002, 03, 04
		Lobdell, Joe	2005, 06
		Long, Troy	1982
		Lounsberry, Steve	1971, 72, 73
		Loving, Jason	1946, 47
		Ludwig, Nate	1997, 98
		Luense, Kirk	1996, 97
		Lyle, Levi	1999, 2000, 01
		Lynch, Pat	1976, 77, 78
		Lyons, Darryl	1981, 82
		Lyons, Edward	1939
		Lyons, Eric	1994, 95

ALL-TIME LETTERMEN

Pantazis, John 2000
 Parson, Merritt 1947
 Parsons, Chris 2005, 06
 Pastorino, Charles 1939, 40, 41
 Pattee, Andy 1994, 95, 96, 97
 Paulsen, Arnold 1951
 Paulsen, William 1950, 51
 Pauly, Nick 2004, 05, 06
 Paup, Bryce 1986, 87, 88, 89
 Pedersen, Ray 1965, 66
 Pedersen, Matt 1996, 97, 98, 99
 Pedescleaux, Everette 2005
 Peebles, Errol 1985, 86, 87, 88
 Peitler, Steve 1988, 89
 Pena, Javier 1990, 91, 92, 93
 Penelton, James 1994
 Petersen, Duane 1988, 89, 90, 91
 Peterson, Jerome 1999
 Peterson, Matt 1996, 97, 98, 99
 Peterson, Sam 2006
 Peterson, Scott 1975, 77, 78
 Peterson, Tim 1987, 88, 89, 90
 Petrie, Tom 2001, 02, 03, 04
 Phillips, Jarvis 2002
 Phipps, Neil 1976, 77
 Pilcher, Jon 1992, 93, 94, 95
 Pinkham, Thomas 1966, 67
 Pippett, Mark 1987
 Pitlik, James 1975, 76, 77, 78
 Podemski, James 1938
 Popovic, Milo 1988, 89
 Poppen, Mike 1997, 98, 99
 Porter, James 1994, 95
 Powell, Earl 1995
 Powell, Tyler 1998, 99
 Pratt, David 1989
 Price, Anthony 1985, 86, 87, 88
 Price, Wayne 1982, 83, 84, 85
 Price, Rick 1964, 65
 Prior, Don 1949, 50

Q

Quirarte, Tony 1980

R

Rabey, Howard 1937, 38
 Raffensperger, John 1959, 60
 Rainbow, Bud 1949, 50
 Ramthum, David 1977, 78, 79, 80
 Randall, Walter 1997, 98
 Ranum, Brad 1990
 Rater, Larry 1967
 Rauch, Karl 1951, 53
 Rausa, Nate 2006
 Rawlins, Tyler 2003, 04, 05, 06
 Reading, Jason 1990, 91, 92, 93
 Reed, Ryan 1996
 Reimer, Rick 1980
 Reinhardt, Eldon 1960, 61
 Remmert, Brad 1993, 94
 Remmert, Chad 1990
 Remmert, Dennis 1956, 58
 Reyerson, Mace 1958, 59
 Reynolds, Jerry 1953, 54, 55
 Reynolds, Lee 2002, 03
 Rhone, Dedrick 1999, 2000
 Rial, Tim 1990, 91, 92
 Richtsmeier, Brad 2000, 02
 Riebe, Harland 1938, 39
 Rieber, Joseph 1998, 99, 2000
 Rinehart, Chad 2004, 05, 06
 Roberson, Justin 1996, 97, 98, 99


Roberts, Hugh 1938
 Roberts, Keelan 1977, 78, 80
 Roberts, Lew 1956
 Roberts, Phil 1963, 64, 65
 Roberts, Tom 1981, 82, 83
 Robinson, Daniel 1984, 85
 Roby, Bill 1981
 Roby, Kelson 1979
 Roderick, Ron 1957
 Rogers, Larry 1976
 Rohlfen, LaVerne 1948, 50, 53
 Rokes, Tracy 1982, 83
 Roloff, Harlan 1947, 48, 49
 Root, John 1980, 81, 82
 Rosene, Vernon 1953, 54
 Rosien, James 1953, 54
 Ross, Phil 1973, 74
 Rowray, Richard 1951
 Rubie, Russ 1985, 86, 87, 88
 Rudd, James 1968, 1969
 Ruffin, James 2006
 Rush, Dan 1987, 88, 89, 90
 Rutledge, Brandon 1998, 99

S

Sabus, Larry 1956
 Saffy, Jason 1990
 St. Meyer, Steve 1995, 96
 Salinas, Steve 1994
 Salmon, Bill 1973, 74
 Salmon, Marc 1993, 94, 95
 Salz, Mark 1979, 80, 81, 82
 Sanders, Al 1980
 Sanders, Eric 2004, 05, 06
 Sanders, Mario 1983, 84
 Sanderson, Ben 2001, 02
 Sandifer, Brian 1989
 Sandon, Steve 1979, 80, 81
 Sandy, Justin 2000, 01, 02, 03
 Sanford, Darnell 1961
 Santee, Claude 1939
 Santifer, Jason 2002
 Sapp, Benny 2002, 03
 Saxon, Henry 1984, 85
 Scalissi, Tom 1973, 74, 75, 76
 Schabillon, John 2003, 04, 05
 Schipper, Travis 1994, 95, 96, 97
 Schmitt, Al 1984
 Schoenenberger, J. 1978
 Schonert, Steve 1980, 81, 82
 Schooley, Dave 1973, 74
 Schooley, Phil 1967
 Schramm, Earl 1942
 Schratz, Dave 2005, 06
 Schuler, Doug 1970, 71
 Schulte, Charles 1958, 59
 Schulte, Mike 1988, 89, 90, 91
 Schultz, Randy 1963, 64
 Schultz, Roger 1980, 81
 Schwartz, Bill 1960, 61
 Schwartz, Ken 1973, 74
 Scott, Randy 1973, 74
 Scriven, Lon 1966
 Seiple, Larry 1982
 Seitz, Reid 2001
 Setterstrom, Chad 1999, 2000, 01, 02
 Shafrath, Jerry 1981, 82
 Shannon, Tyler 2002
 Sharar, Lincoln 1993, 94, 95, 96
 Shaw, Mike 1976, 77, 79
 Shedd, Kenny 1989, 90, 91, 92

Shelton, Chris 1990, 91, 92, 93
 Sherman, Walt 1949
 Shimp, Martin 1941
 Shirk, Clifford 1939
 Sickles, Sid 1963
 Siddens, Robert 1947
 Simkus, Tony 1950
 Simpson, Bill 1954
 Sims, Marvin 1994, 1996
 Skain, Dick 1949
 Skibsted, Dave 1973
 Sloan, Marvin 1955, 56
 Smallwood, Scott 1986, 87
 Smiley, Mike 1980
 Smith, Bill 1966
 Smith, Casey 1990, 91, 92, 93
 Smith, Jack 1958
 Smith, Jason E. 1992
 Smith, Jason L. 1991
 Smith, Kriss 1973
 Smith, Luke 2000
 Smith, Lyle 1953
 Smith, Mike 1984, 85, 86, 87
 Smith, Morris 1956
 Smith, Nathan 2000
 Smith, Robert 1966
 Smith, Tom 1973
 Soli, Terry 1976
 Soliday, Jake 1997, 99, 2000, 01
 Sonnenberg, Al 1960
 Sorensen, Hans 1948, 49, 50
 Sovereign, George 1949
 Sovich, Frank 1955, 56
 Spahn, Jim 1976, 77
 Spani, Jim 1982
 Spanjers, Matt 1977, 78
 Spann, Dannie 1995, 96
 Speicher, Al 1983, 85
 Spellman, Ben 2004
 Spoden, Steve 1985, 86, 87, 88
 Squire, Rick 1977, 78, 79, 80
 Squiers, Curt 1959
 Stegall, Brian 1999, 2003
 Stegall, Rod 1977, 78
 Steichen, Austin 2006
 Steines, Mark 1983, 84
 Steinkamp, Gene 1940, 41
 Stelk, Jeff 1982
 Stelken, Art 1983, 85, 86
 Stensrud, Kevin 2002, 03, 04, 05
 Stephenson, Kent 1962, 63
 Stevens, Bob 1960, 61
 Stewart, Don 1980, 81, 82
 Stien, Zach 1999, 2000, 02
 Stigler, Luke 2003, 04
 Stimmel, Chris 1999, 2000, 01
 Stolz, Todd 1989, 90
 Storbeck, Bob 1984, 85, 86
 Stotser, B.J. 2004
 Stovall, Jeff 1993, 94, 95, 96
 Stratton, Ed 1978, 79, 80
 Stratton, Marty 1973, 74, 75, 76
 Streets, Scott 1994, 95, 96, 97
 Strickland, Maceo 1994, 95, 96, 97
 Strottman, Bill 1965
 Sullivan, John 1958
 Sullency, Justin 2002, 03, 04, 05
 Sutherland, Kerry 1980
 Swift, Bob 2005, 06
 Swisher, Kurt 1976, 77
 Szopinski, Terry 1981, 82, 83

Szymanski, Gordon 2000, 02, 03
T
 Talton, Tyree 1995, 96, 97, 98
 Tatoian, Mike 1980, 81, 82
 Taylor, Anthony 1992, 93, 94, 95
 Taylor, Bryan 1983
 Tecklenburg, Aaron 1999, 2000
 Tegeler, Rod 1977, 78
 Tenpenny, Tracy 1988, 89, 90, 91
 Tharp, Matt 2003, 04, 05, 06
 Thomas, Clayton 1955, 56
 Thomas, Edward 1999
 Thomas, Jim 1973, 74



Defensive back Matt Tharp earned his fourth letter in 2006.

Thomas, Tramon 1997, 98
 Thomas, Troy 1982, 83, 84
 Thompson, Brett 1990
 Thompson, Larry 1961, 62
 Thompson, Londo 1999
 Thomsen, Ralph 1965, 66
 Thorn, Andy 2003, 04
 Thorne, Brian 1981
 Thorp, Kevin 1979, 80
 Threalt, Ed 1990, 91, 92, 93
 Tierney, Casey 2000, 01, 02, 03
 Timmermans, Mike 1973, 74
 Toben, Josh 1992, 93, 94, 95
 Todd, Danny 1979, 80
 Tollefson, David 1953, 54
 Toom, Michael 1966
 Trevin, Joe 1996
 Triplett, Danny 2003, 04
 Trosky, Gregg 1978

U

Urbanek, Justin 1995, 96
 Ursini, Mike 1982

V

VanOort, Larry 1961, 62
 Varner, Tanner 2004, 05
 Vaughn, James 1982, 83
 Vettraino, Regi 1997, 98, 99, 2000
 Vice, Jason 1993, 95, 96
 Voggeessor, Roy 1953, 54
 Vogt, Adam 1998, 99, 2000, 01

W

Wachenheim, James 1953
 Wachenheim, Lee 1947, 49, 50, 51
 Waite, Mike 1989
 Walker, Taras 1996, 97
 Walker, Thomas 1953, 54
 Wallace, Greg 1988, 89, 90
 Wallace, Joseph 1990, 91, 92, 93
 Waller, Matt 1993, 94, 95, 96
 Walter, Eric 1995, 96
 Walter, Ryan 2000, 01, 02

Ward, Dedric 1993, 94, 95, 96
 Ware, Doug 1983, 84
 Warner, Kurt 1990, 91, 92, 93
 Washington, Maurice 1978
 Waskosky, John 1983
 Waters, Clifford 2004, 05, 06
 Waters, Duane 1960, 61
 Watson, Eric 1981
 Webster, Kevin 1980, 81, 82
 Weed, Gerald 1947
 Weissenburger, Tom 1982
 Wellbrock, Richard 1990, 91
 Wentzel, Bob 1975, 76, 77
 White, Eric 1985, 86, 87
 White, Gary 1963
 Whiteley, Frank 1949
 Whitver, Mark 1976, 77, 78
 Wiegmann, Bruce 1960, 61
 Wilcox, Gary 1959, 60
 Wilkinson, Doug 2003, 04
 Willard, Kevin 1983, 85, 86, 87
 Williams, Andrew 2004, 05, 06
 Williams, Bob 1946, 47
 Williams, Brandon 1995, 96
 Williams, Darian 2006
 Williams, Glenn 1993, 94
 Williams, John 1949
 Williams, John 1967
 Williams, Pat 1983, 84, 85, 86
 Williams, Pat 1988, 89, 90, 91
 Williams, Robert 1983, 84, 85
 Williams, Victor 2006
 Williams, Wendell 1959, 60
 Willett, Mike 1976, 79
 Wilson, Darren 1984, 85
 Wilson, Lucas 1996, 97, 98
 Wilson, Mark 1979, 80, 81, 82
 Wingert, Brian 2003, 04, 05, 06
 Wirth, Nate 2003
 Wissler, Harvey 1947
 Wistey, Glenn 1946
 Wittman, Ed 1941
 Woepking, Warren 1966, 67
 Wohlers, Bill 1958
 Wolf, Paul 1991, 92, 93, 94
 Wolter, Greg 1975
 Womochil, Jim 1987, 88, 89
 Woodley, Mike 1970, 71, 72, 73
 Woolhiser, Eugene 1951
 Wright, Dennis 1962
 Wright, Steve 1977, 78, 79, 80
 Wright, William 1938, 39
 Wright, Woody 1987, 88

X

Y

Yancey, Franchot 1982
 York, Bill 1950
 Young, Charles 1990, 91
 Yount, Dave 1982

Z

Zabloulid, Bob 1946
 Zehr, Matt 1999, 2000
 Zehr, Nathan 1996, 97, 98
 Zielinski, Grant 2006
 Zumbach, Brad 1980

ALL-TIME COACHES RECORDS

Coach	W	L	T	Years	Titles
No Coach	5	5	0	1895-96	0
Fred Wolff	5	1	0	1897	0
E.K. Leighton	4	0	1	1898	0
Sweetland	1	3	2	1899	0
Fred Williams	3	4	1	1900	0
G.B. Affleck	5	3	2	1901	0
Charles Pell	15	15	5	1902-05	0
No Football				1906-07	
C.B. Simmons	11	0	0	1908-09	0
J.O. Berrine	3	7	1	1910, '17	0
H.F. Pasini	8	4	2	1911-12	0
A. Berkstresser	8	18	2	1913-16	0
Russell Glaesner	1	3	0	1918	0
Ivan Doseff	6	6	2	1919-20	0
L.L. Mendenhall	15	11	2	1921-24	0
Paul Bender	25	9	6	1925-29	2*
L.W. Whitford	10	13	2	1930-32	0
John Baker	6	9	2	1933-34	0
Thomas Johnson	4	2	2	1935	0
Clyde Starbeck	95	58	10	1936-42, '45-57	8#
No Football				1943-44	
William Hammer	10	8	0	1958-59	0
Stan Sheriff	129	101	4	1960-82	4*, 2#
Darrell Mudra	43	16	1	1983-87	2 1/2+
Earle Bruce	5	6	0	1988	0
Terry Allen	75	26	0	1989-96	6+
Mike Dunbar	29	15	0	1997-2000	
Mark Farley	51	24	0	2001-06	3+
Totals	561	373	54	1895-2006	28

* Iowa Conference Title

North Central Conference Title

+ Gateway Conference Title

AFCA COACHES
OF THE YEAR

1960	District 6 Coach of Year	Stan Sheriff
1975	District 6 Coach of Year	Stan Sheriff
1985	Region 4 Coach of Year	Darrell Mudra
1992	Region 5 Coach of Year	Terry Allen
1996	Region 4 Coach of Year	Terry Allen
2001	Region 4 Coach of Year	Mark Farley

DON HANSEN'S
FOOTBALL GAZETTE

2005 Northwest Reg. Coach of Year Mark Farley

COLLEGE FOOTBALL
HALL OF FAME2000 Darrell Mudra
2002 Earle Bruce

Sheriff



Mudra



Farley

ALL-TIME ASSISTANT COACHES

(1947-05) (Active coaches in
boldface)

ALBERT, Jerry, 1982-83
 ALLEN, Terry, 1979-88
 ANDERSON, Robert, 1985-87
 ANDERSON, Wes, 1991-95
AUSTIN, Atif, 2005-
 BARNHART, Donald, 1947-50
 BEARD, Steve, 1997-99
 BEHRENS, Chris, 1997-98
 BICE, Greg, 1960
 BIENFANG, Homer, 1956
 BITCON, Lawrence, 1960-62
 BOALS, Dan, 1971-74
 BOLKS, Robert, 1985-88,
 2002-2005
 BOWMAN, Carl, 1962
 BREITBACH, Louis, 1957
 CACEK, Charles, 1955
 CALLOWAY, Bill, 1970
 CARNEY, Clarence 1959
 CHAMBERS, Wally, 1983-84
CHINANDER, Erik, 2004-
 CLARK, Jim 1951-58
 COSO, Nick, 1980-82
 DAVIS, Jeremiah, 1981-82
 DICKINSON, Art, 1955-61
 DORAZIO, Dan, 1980-81
 EAGEN, Todd, 1991-02
 ERUSHA, Don, 1963-77, 1983
 EVANGELISTA, Jim, 1963
 FARLEY, Mark, 1987-96
 FRENCH, Roger, 1979
 FREENEY, William, 1997, 2001

FROST, Scott, 2007-

GARRISON, Michael, 1996
 GOLD, Jeremy, 2005-2006
 GREEN, Reginald, 1974-77
 GREGORY, John, 1981-82
 HALL, Brandon, 2006
 HALL, Stanley, 1954-55
 HANSEN, Warren, 1961
 HART, Don, 1963
 HAYNES, Paul, 1997-98
 HEDDEN, Chris, 1997-00
 HENRY, Glen, 1966-69
 HUZJAK, Ryan, 1997-98
 INGALLS, Bret, 1997-99
 INGE, William, 2001-04
 KAISER, Jay, 1999-2000
 KETTNER, Dennis, 1972
KLIEMAN, Chris, 1992-93,
2006-
 KLINKER, Walt, 1983-95
 KOLL, Bill, 1952-56, 1958
 KOLLING, Mike, 1977-1984,
 1987-91
 LANDPHAIR, Ron, 2001-03
 LICHTENBERG, Tom, 1988
 LORENZ, Thomas, 1975-78
 LYONS, Ed, 1956-57
 MASON, Tom, 1997
 MCCUSKEY, David, 1950-51
 MCGEE, Garrick, 1999
 MCQUISTON, Earl, 1971
 MITCHELL, Jack, 2000-02
MONTGOMERY, Jerry 2006-
 MONTIGNANI, Bill, 1971
 MOOTHART, Mark, 2003-04

MOSELEY, Dick, 1992-96

NABER, Brian, 1971

NELSON, Rick, 2000-

NIEMANN, Jay, 1997-2001
 NORDLY, Oliver, 1937-52
 NORMAN, Larry, 1977-80
 NORVELL, Jay, 1989
 OLIPHANT, Richard, 1967
 PERKINS, Kevin, 2000
 PIRO, John, 1984
 PIRROTTA, Lou, 1979
 REMMERT, Dennis, 1964-87
 RUDD, Jim, 1971
 RYAN, Frank, 1968

SALMON, Bill, 1983-96,
2001-

SAMS, Doug, 1979-82
 SCHULER, Denny, 1998
 SCHULTE, Charles, 1968-69
 SMITH, Mike, 1988-94
 SOMMERLOT, Roger, 1982-83
 SULLIVAN, John, 1960
 SZABO, Steve, 1988
 THOMPSON, Larry, 1964, 1970
 THURNESS, Bob, 1989
VERDUZCO, Mario, 2001-
 VOKOLEK, D.J., 2003-2005
 WALTER, Doug, 1972
 WHITMORE, Chris, 1999-00
 WIEGANDT, Ardell, 1987,
 1989-96
 WIGHT, Del, 1996
 ZENISEK, Jeff, 1997-2000

YEARLY RECORDS

Year	Gms	W	L	T	Pct.	Own Pts.	Opp. Pts.	Head Coach
1895	3	1	2	0	.333	16	27	No Coach
1896	7	4	3	0	.571	73	81	No Coach
1897	6	5	1	0	.833	108	52	Fred Wolff
1898	5	4	0	1	.900	92	5	E.K. Leighton
1899	6	1	3	2	.333	63	45	Mr. Sweetland
1900	8	3	4	1	.438	71	178	Fred Williams
1901	10	5	3	2	.600	135	78	G.B. Affleck
1902	8	1	6	1	.188	53	219	Charles A. Pell
1903	8	4	3	1	.563	145	79	Charles A. Pell
1904	9	5	3	1	.611	227	75	Charles A. Pell
1905	10	5	3	2	.600	112	74	Charles A. Pell
1906-1907	NO FOOTBALL							
1908	5	5	0	0	1.000	125	100	Clayton Simmons
1909	6	6	0	0	1.000	131	22	Clayton Simmons
1910	6	1	4	1	.250	78	64	J.O. Perrine
1911	6	3	2	1	.583	61	48	H.F. Pasini
1912	8	5	2	1	.688	85	81	H.F. Pasini
1913	6	2	3	1	.417	27	76	A. Berkstresser
1914	8	2	5	1	.313	35	172	A. Berkstresser
1915	6	3	3	0	.500	193	77	A. Berkstresser
1916	8	1	7	0	.125	25	161	A. Berkstresser
1917	5	2	3	0	.400	52	45	J.O. Perrine
1918	4	1	3	0	.250	22	86	Russell Glaesner
1919	7	2	4	1	.357	131	80	Ivan Doseff
1920	7	4	2	1	.643	101	30	Ivan Doseff
1921	7	5	1	1	.786	180	26	L.L. Mendenhall
1922	7	5	2	0	.714	65	27	L.L. Mendenhall
1923	7	3	3	1	.500	58	36	L.L. Mendenhall
1924	7	2	5	0	.286	73	39	L.L. Mendenhall
1925	8	5	1	2	.750	104	45	Paul Bender
1926	8	5	3	0	.625	100	52	Paul Bender
1927*	8	7	0	1	.938	140	32	Paul Bender
1928*	9	5	1	3	.813	150	52	Paul Bender
1929	7	3	4	0	.429	51	62	Paul Bender
1930	8	2	5	1	.313	21	76	L.W. Whitford
1931	8	3	5	0	.375	52	86	L.W. Whitford
1932	9	5	3	1	.611	72	65	L.W. Whitford
1933	9	3	6	0	.333	69	97	John Baker
1934	8	3	3	2	.500	101	41	John Baker
1935	8	4	2	2	.625	123	69	Thomas Johnson
1936	9	5	2	2	.667	91	45	Clyde Starbeck
1937	9	2	4	3	.389	97	94	Clyde Starbeck
1938	8	3	5	0	.375	60	99	Clyde Starbeck
1939	9	5	3	1	.611	94	92	Clyde Starbeck
1940#	9	8	1	0	.889	165	68	Clyde Starbeck
1941#	8	5	3	0	.625	164	82	Clyde Starbeck
1942##	7	6	1	0	.857	208	51	Clyde Starbeck
1943-1944	NO FOOTBALL (War Years)							
1945	6	3	3	0	.500	141	163	Clyde Starbeck
1946#	7	4	1	2	.714	175	32	Clyde Starbeck
1947##	9	5	3	1	.611	164	101	Clyde Starbeck
1948#	10	7	3	0	.700	177	113	Clyde Starbeck
1949##	7	5	2	0	.714	186	64	Clyde Starbeck
1950	8	4	4	0	.500	159	174	Clyde Starbeck
1951	7	3	4	0	.429	176	172	Clyde Starbeck
1952#	8	6	2	0	.750	240	146	Clyde Starbeck
1953	9	6	3	0	.667	248	207	Clyde Starbeck
1954	8	3	5	0	.375	201	164	Clyde Starbeck
1955	9	8	1	0	.889	220	114	Clyde Starbeck

Year	Gms	W	L	T	Pct.	Own Pts.	Opp. Pts.	Head Coach
1956	8	2	5	1	.313	168	149	Clyde Starbeck
1957	8	5	3	0	.625	200	130	Clyde Starbeck
1958	9	4	5	0	.444	150	156	William Hammer
1959	9	6	3	0	.667	141	122	William Hammer
1960#	10	9	1	0	.900	213	71	Stan B. Sheriff
1961##	9	7	2	0	.778	237	118	Stan B. Sheriff
1962##	9	7	1	1	.833	191	89	Stan B. Sheriff
1963	9	5	3	1	.611	187	120	Stan B. Sheriff
1964##	11	9	2	0	.818	269	100	Stan B. Sheriff
1965	9	4	5	0	.444	160	146	Stan B. Sheriff
1966	9	4	5	0	.444	121	141	Stan B. Sheriff
1967	10	7	3	0	.700	136	85	Stan B. Sheriff
1968	10	5	5	0	.500	195	173	Stan B. Sheriff
1969	10	5	5	0	.500	192	183	Stan B. Sheriff
1970	10	2	8	0	.200	103	249	Stan B. Sheriff
1971	9	4	5	0	.444	106	117	Stan B. Sheriff
1972	10	4	6	0	.400	178	185	Stan B. Sheriff
1973	10	5	5	0	.500	132	165	Stan B. Sheriff
1974	10	5	4	1	.550	268	248	Stan B. Sheriff
1975	12	9	3	0	.750	310	193	Stan B. Sheriff
1976	11	8	3	0	.727	231	139	Stan B. Sheriff
1977	11	6	5	0	.545	232	269	Stan B. Sheriff
1978	11	2	9	0	.188	185	282	Stan B. Sheriff
1979	11	6	5	0	.545	162	194	Stan B. Sheriff
1980	11	7	4	0	.636	334	187	Stan B. Sheriff
1981+	11	5	6	0	.455	275	322	Stan B. Sheriff
1982+	11	4	6	1	.409	178	229	Stan B. Sheriff
1983	11	6	5	0	.545	228	248	Darrell Mudra
1984+	11	9	2	0	.818	366	169	Darrell Mudra
1985++	13	11	2	0	.846	392	212	Darrell Mudra
1986	11	7	3	1	.682	347	221	Darrell Mudra
1987++	14	10	4	0	.714	463	261	Darrell Mudra
1988	11	5	6	0	.455	292	239	Earle Bruce
1989	11	8	3	0	.727	302	241	Terry Allen
1990++	12	8	4	0	.667	334	209	Terry Allen
1991++	13	11	2	0	.846	417	220	Terry Allen
1992++	14	12	2	0	.857	405	202	Terry Allen
1993++	12	8	4	0	.667	350	238	Terry Allen
1994++	12	8	4	0	.667	271	204	Terry Allen
1995++	13	8	5	0	.615	337	236	Terry Allen
1996++	14	12	2	0	.857	457	255	Terry Allen
1997	11	7	4	0	.636	308	339	Mike Dunbar
1998	11	7	4	9	.636	288	191	Mike Dunbar
1999	11	8	3	0	.727	400	254	Mike Dunbar
2000	11	7	4	0	.636	397	305	Mike Dunbar
2001++	14	11	3	0	.786	377	340	Mark Farley
2002	11	5	6	0	.455	227	286	Mark Farley
2003++	13	10	3	0	.769	390	246	Mark Farley
2004	11	7	4	0	.636	351	198	Mark Farley
2005++	15	11	4	0	.733	449	357	Mark Farley
2006	11	7	4	0	.636	341	249	Mark Farley
1895-2006	986	572	367	47	.604			

*Iowa Conference Title

#North Central Conference Title

##Shared North Central Conference Title

+Shared Mid-Continent Conference Title

++Gateway Conference Title

1895 (1-2-0)

Coe..... W, 12-10
 Lennox..... L, 12-4
 Upper Iowa..... L, 5-0
 No Coach Designated

1896 (4-3-0)

Coe..... L, 10-5
 Waterloo High School..... W, 22-0
 Lennox..... L, 42-0
 Coe..... L, 17-0
 Cedar Valley Seminary..... W, 12-0
 Reinbeck High School..... W, 28-10
 Cedar Falls High School..... W, 6-2
 No Coach Designated

1897 (5-1-0)

Waterloo High School..... W, 56-0
 Ellsworth..... L, 26-10
 Coe..... W, 10-8
 Upper Iowa..... W, 10-6
 Waterloo High School..... W, 6-0
 Leander Clark..... W, 16-12
 Coach – Fred Wolff

1898 (4-0-1)

Waterloo YMCA..... W, 23-0
 Cornell..... W, 40-0
 Coe..... W, 18-0
 Upper Iowa..... T, 0-0
 11/5 Iowa..... W, 11-5
 Coach – E.K. Leighton

1899 (1-3-2)

9/23 at Iowa..... L, 22-0
 Grinnell..... L, 12-6
 Cornell..... L, 11-0
 11/11 Iowa State..... T, 0-0
 Coe..... W, 57-0
 South Dakota..... T, 0-0
 Coach – Mr. Sweetland

1900 (3-4-1)

Waterloo High School..... W, 42-0
 10/6 at Iowa..... L, 68-0
 Cornell..... T, 6-6
 10/13 Drake..... L, 50-0
 Upper Iowa..... W, 12-5
 Coe..... L, 16-6
 11/17 at Iowa State..... W, 5-0
 Simpson..... L, 33-0
 Coach-Fred Williams

1901 (5-3-2)

Cornell..... W, 11-6
 10/5 at Iowa..... L, 16-0
 10/12 Iowa State..... T, 0-0
 10/19 Drake..... L, 32-2
 Simpson..... T, 6-6
 William Penn..... W, 22-0
 Woodbine..... W, 12-6
 Des Moines Univ..... W, 72-0
 Coe..... L, 6-0
 South Dakota..... W, 10-6
 Coach – G.B. Affleck

1902 (1-6-1)

10/4 at Iowa..... L, 63-5
 Cornell..... W, 12-11
 10/11 Iowa State..... L, 52-0
 10/25 at Drake..... L, 36-5
 Coe..... L, 18-12
 William Penn..... T, 6-6
 Dodge Light Guards..... L, 16-8
 Simpson..... L, 17-5
 Coach – Charles A. Pell

1903 (4-3-1)

Iowa Training..... T, 0-0
 10/3 at Iowa..... L, 29-0
 Lennox..... W, 55-0
 William Penn..... W, 28-0
 Cornell..... W, 18-5
 Morningside..... W, 33-0
 Coe..... L, 28-6
 Des Moines..... W, 17-5
 Coach – Charles A. Pell

1904 (5-3-1)

Iowa Training..... W, 76-5
 Simpson..... W, 36-0
 10/8 at Iowa State..... L, 17-0
 10/15 Cornell..... W, 17-10
 10/22 at Iowa..... L, 11-5
 Coe..... W, 75-0
 William Penn..... T, 6-6
 Drake..... L, 26-6
 Creighton..... W, 6-0
 Coach – Charles A. Pell

1905 (5-3-2)

Waterloo High School..... W, 23-6
 Charles City..... W, 23-0
 10/7 at Iowa State..... L, 29-0
 10/14 Iowa Training..... W, 12-6
 10/21 Cornell..... W, 6-0
 10/28 at Iowa..... L, 41-5
 Coe..... T, 6-6
 William Penn..... L, 12-6
 Ellsworth..... W, 31-0
 Morningside..... T, 0-0
 Coach – Charles A. Pell

1906 No Football

1907 No Football

1908 (5-0-0)

Fairbank High School..... W, 54-0
 Lennox..... W, 22-0
 Ellsworth..... W, 18-5
 Ellsworth..... W, 15-0
 Charles City..... W, 16-0
 Coach-Clayton B. Simmons

1909 (6-0-0)

Charles City..... W, 28-0
 Lennox..... W, 36-0
 Loras..... W, 32-16
 Coe..... W, 5-0
 Grinnell..... W, 24-6
 Leander Clark..... W, 6-0
 Coach – Clayton B. Simmons

1910 (1-4-1)

Lennox..... W, 63-0
 Leander Clark..... T, 0-0
 Simpson..... L, 6-3
 Ellsworth..... L, 17-0
 Grinnell..... L, 24-6
 Loras..... L, 17-6
 Coach – J.O. Perrine

1911 (3-2-1)

Waterloo High School..... W, 27-0
 Ellsworth..... W, 17-5
 Leander Clark..... L, 6-0
 Cornell..... L, 31-6
 Loras..... T, 0-0
 Simpson..... W, 11-6
 Coach – H.F. Pasini

1912 (5-2-1)

10/7 at Iowa..... L, 35-7
 Grinnell..... L, 38-7
 Coe..... W, 6-0
 Leander Clark..... T, 0-0
 Loras..... W, 7-3
 Ellsworth..... W, 6-3
 Upper Iowa..... W, 17-2
 Waterloo High School..... W, 39-0
 Coach – H.F. Pasini

1913 (2-3-1)

10/8 at Iowa..... L, 45-3
 Ellsworth..... L, 6-0
 Grinnell..... W, 12-0
 Leander Clark..... T, 0-0
 Upper Iowa..... W, 12-0
 11/15 at Drake..... L, 25-0
 Coach – Allen Berkstresser

1914 (2-5-1)

Des Moines..... W, 6-0
 10/3 at Iowa..... L, 95-0
 Ellsworth..... L, 26-0
 Dubuque..... T, 6-6
 William Penn..... L, 19-7
 Upper Iowa..... L, 12-0
 Iowa Wesleyan..... W, 13-0
 11/12 at Drake..... L, 14-3
 Coach – Allen Berkstresser

1915 (3-3-0)

Dubuque..... L, 25-7
 Loras..... L, 13-10
 Upper Iowa..... W, 61-19
 Wisconsin-Platteville..... W, 82-0
 Morningside..... L, 20-9
 Ellsworth..... W, 24-0
 Coach – Allen Berkstresser

1916 (1-7-0)

9/30 at Iowa State..... L, 12-0
 Morningside..... L, 38-7
 Upper Iowa..... L, 27-0
 Cornell..... L, 27-0
 Dubuque..... L, 20-0
 Buena Vista..... L, 7-3
 Dubuque..... L, 30-2
 Ellsworth..... W, 13-0
 Coach – Allen Berkstresser

1917 (2-3-0)

Iowa Wesleyan..... W, 42-0
 Camp Funston..... L, 32-0
 Upper Iowa..... T, 7-0
 Des Moines..... W, 10-0
 William Penn..... L, 6-0
 Coach – J.O. Perrine

1918 (1-3-0)

Morningside..... L, 28-0
 Upper Iowa..... L, 6-0
 Camp Dodge..... W, 19-0
 Coe..... L, 52-3
 Coach – Russell Glaesner

1919 (2-4-1)

Cornell..... L, 14-0
 William Penn..... T, 0-0
 Upper Iowa..... L, 19-7
 Morningside..... L, 41-2
 Ellsworth..... W, 51-0
 Dubuque..... W, 71-0
 Des Moines..... L, 6-0
 Coach – Ivan Doseff

1920 (4-2-1)

Coe..... L, 10-0
 Buena Vista..... W, 14-0
 William Penn..... W, 21-0
 Parsons..... W, 14-0
 Ellsworth..... W, 38-0
 Loras..... T, 14-14
 Des Moines..... L, 6-0
 Coach – Ivan Doseff

1921 (5-1-1)

Coe..... L, 13-7
 Still..... W, 66-0
 Buena Vista..... W, 18-0
 Ellsworth..... W, 56-0
 Upper Iowa..... T, 0-0
 Parsons..... W, 19-7
 William Penn..... W, 14-6
 Coach – L.L. Mendenhall

1922 (5-2-0)

Cornell..... W, 3-0
 Buena Vista..... L, 3-0
 Simpson..... W, 7-6
 Ellsworth..... W, 20-3
 Parsons..... L, 3-0
 William Penn..... W, 21-0
 Upper Iowa..... W, 14-12
 Coach – L.L. Mendenhall

YEAR-BY-YEAR RESULTS

1923 (3-3-1)

St. Ambrose.....	T, 0-0
Dubuque.....	L, 17-7
Iowa Wesleyan.....	W, 7-0
Ellsworth.....	W, 35-0
Simpson.....	L, 13-0
Upper Iowa.....	W, 7-0
Western Union.....	L, 6-2

Coach — L.L. Mendenhall

1924 (2-5-0)

St. Ambrose.....	L, 3-0
Iowa Wesleyan.....	W, 54-6
Simpson.....	L, 13-0
William Penn.....	L, 3-0
Parsons.....	L, 2-0
Upper Iowa.....	L, 6-0
Dubuque.....	W, 19-6

Coach — L.L. Mendenhall



Paul Bender

1925 (5-1-2)

Ellsworth.....	W, 30-0
Iowa Wesleyan.....	W, 21-3
Simpson.....	L, 23-0
Luther.....	W, 20-9
William Penn.....	L, 7-0
Upper Iowa.....	W, 14-7
Truman State.....	W, 16-0
Northern Colorado.....	T, 3-3

Coach — Paul Bender

1926 (5-3-0)

St. Thomas.....	W, 20-0
Western Union.....	W, 23-0
Buena Vista.....	W, 34-0
William Penn.....	L, 14-0
Luther.....	W, 3-0
Upper Iowa.....	W, 13-6
Parsons.....	L, 20-7
at Northern Colorado.....	L, 12-0

Coach — Paul Bender

1927 (7-0-1)

St. Thomas.....	T, 6-6
Iowa Wesleyan.....	W, 9-0
Buena Vista.....	W, 6-0
William Penn.....	W, 12-7
Luther.....	W, 41-7
Northern Illinois.....	W, 20-6
Upper Iowa.....	W, 14-6
Parsons.....	W, 32-0

Coach — Paul Bender

1928 (5-1-3)

Coe.....	L, 32-0
Iowa Wesleyan.....	W, 34-0
William Penn.....	W, 40-0
Northern Illinois.....	W, 39-0
Upper Iowa.....	T, 13-13
Grinnell.....	T, 0-0
Parsons.....	T, 0-0
Luther.....	W, 12-0
Des Moines.....	W, 12-7

Coach — Paul Bender

1929 (3-4-0)

Coe.....	L, 7-0
Simpson.....	W, 7-0
Truman State.....	L, 14-0
William Penn.....	W, 13-7
Grinnell.....	L, 21-6
Luther.....	L, 7-6
Parsons.....	W, 19-6

Coach — Paul Bender

1930 (2-5-1)

Loras.....	W, 6-0
Luther.....	W, 13-0
Coe.....	L, 13-2
William Penn.....	T, 0-0
Simpson.....	L, 6-0
Western Michigan.....	L, 26-0
Eastern Michigan.....	L, 19-0
Grinnell.....	L, 12-0

Coach — L.W. "Mon" Whitford

1931 (3-5-0)

Loras.....	W, 19-0
Grinnell.....	L, 12-0
William Penn.....	W, 12-3
Luther.....	L, 13-6
Simpson.....	L, 12-9
Western Michigan.....	L, 14-0
Eastern Michigan.....	L, 32-0
Coe.....	W, 6-0

Coach — L.W. "Mon" Whitford

1932 (5-3-1)

Loras.....	W, 7-0
William Penn.....	W, 13-0
Cornell.....	W, 13-0
Luther.....	L, 13-0
Morningside.....	W, 13-0
Western Michigan.....	L, 26-0
Simpson.....	T, 7-7
Eastern Michigan.....	W, 12-6
Coe.....	L, 13-7

Coach — L.W. "Mon" Whitford

1933 (3-6-0)

Loras.....	W, 12-0
Cornell.....	L, 13-7
Grinnell.....	W, 13-6
Western Michigan.....	L, 8-6
Coe.....	L, 19-0
Morningside.....	L, 6-0
Simpson.....	L, 13-0
Eastern Michigan.....	L, 19-6
Luther.....	W, 25-13

Coach — John Baker

1934 (3-3-2)

Cornell.....	W, 18-0
Eastern Michigan.....	W, 33-0
Western Michigan.....	L, 7-0
Coe.....	L, 7-0
Simpson.....	T, 6-6
Grinnell.....	L, 19-12
Morningside.....	W, 32-2
Luther.....	T, 0-0

Coach — John Baker

1935 (4-2-2)

Cornell.....	T, 0-0
Eastern Michigan.....	L, 3-0
Western Michigan.....	W, 21-14
Coe.....	L, 18-0
Simpson.....	W, 32-7
Grinnell.....	T, 7-7
Morningside.....	W, 41-7
South Dakota State.....	W, 22-13

Coach — Thomas Johnson



Clyde Starbeck

1936 (5-2-2)

9/26 at Iowa State.....	T, 0-0
Grinnell.....	W, 24-0
at North Dakota.....	L, 19-0
Coe.....	W, 21-0
Western Michigan.....	W, 12-6
Haskell.....	W, 21-0
South Dakota State.....	L, 13-0
Morningside.....	W, 6-0
Nebraska-Omaha.....	T, 7-7

Coach — Clyde Starbeck

1937 (2-4-3)

9/25 at Iowa State.....	L, 14-12
Grinnell.....	T, 20-20
North Dakota.....	L, 21-0
Western Michigan.....	L, 7-0
Coe.....	T, 6-6
South Dakota State.....	W, 33-0
South Dakota.....	L, 13-0
Nebraska-Omaha.....	W, 13-0

Coach — Clyde Starbeck

1938 (3-5-0)

Grinnell.....	W, 10-0
Western Michigan.....	L, 20-0
North Dakota State.....	L, 14-7
Coe.....	W, 14-0
Morningside.....	L, 13-7
Emporia State.....	W, 14-13
South Dakota.....	L, 26-2
Nebraska-Omaha.....	L, 13-6

Coach — Clyde Starbeck

1939 (5-3-1)

Truman State.....	W, 12-0
Creighton.....	L, 26-0
at North Dakota.....	L, 19-6
Emporia State.....	L, 34-7
Western Michigan.....	T, 13-13
Coe.....	W, 16-0
Morningside.....	W, 7-0
South Dakota.....	W, 14-0
North Dakota State.....	W, 19-0

Coach — Clyde Starbeck

1940 (8-1-0)

Creighton.....	L, 20-0
at North Dakota.....	W, 15-0
North Dakota State.....	W, 13-7
Western Michigan.....	W, 20-19
Pittsburg State.....	W, 13-6
Morningside.....	W, 13-0
South Dakota State.....	W, 12-2
Nebraska-Omaha.....	W, 27-7
Simpson.....	W, 52-7

Coach — Clyde Starbeck

1941 (5-3-0)

South Dakota State.....	W, 21-0
North Dakota.....	W, 32-10
Morningside.....	W, 13-0
Western Michigan.....	L, 28-7
Pittsburg State.....	L, 12-6
North Dakota State.....	W, 51-6
11/8 at Drake.....	L, 13-0
Nebraska-Omaha.....	W, 34-13

Coach — Clyde Starbeck

1942 (6-1-0)

South Dakota State.....	W, 38-0
North Dakota State.....	W, 27-19
Western Michigan.....	L, 14-6
Morningside.....	W, 26-6
South Dakota.....	W, 36-0
11/7 Drake.....	W, 27-12
Nebraska-Omaha.....	W, 48-0

Coach — Clyde Starbeck

1943 No Football (War Years)

1944 No Football (War Years)

1945 (3-3-0)

Central (IA).....	W, 38-14
9/29 at Iowa State.....	L, 48-13
Loras.....	W, 19-14
Hamline.....	L, 27-7
South Dakota State.....	W, 58-7
11/10 at Drake.....	L, 53-6

Coach — Clyde Starbeck

1946 (4-1-2)

	South Dakota State.....	T, 6-6
10/5	at Iowa State.....	L, 20-18
	Hamline.....	W, 46-6
	Western Michigan.....	T, 0-0
	Morningside.....	W, 38-0
	North Dakota State.....	W, 21-0
11/17	Drake.....	W, 46-0
	Coach – Clyde Starbeck	

1947 (5-3-1)

9/20	at Iowa State.....	L, 31-14
	North Dakota.....	W, 21-0
	North Dakota State.....	W, 13-12
	Emporia State.....	W, 33-6
	Western Michigan.....	L, 14-0
	Morningside.....	W, 31-13
11/8	at Drake.....	T, 6-6
	Augustana.....	W, 39-0
	Bowling Green.....	L, 19-7
	Coach – Clyde Starbeck	

1948 (7-3-0)

9/18	at Iowa State.....	L, 27-7
9/25	at Morningside.....	W, 32-0
10/2	Drake.....	W, 6-0
10/9	South Dakota State.....	W, 33-7
10/16	Western Michigan.....	W, 13-6
10/23	at North Dakota.....	W, 26-14
10/30	at Augustana.....	W, 34-0
11/6	at Emporia State.....	L, 26-0
11/13	North Dakota State.....	W, 19-0
11/20	at Dayton.....	L, 33-7
	Coach – Clyde Starbeck	

1949 (5-2-0)

9/24	at Western Michigan.....	L, 20-6
9/30	at North Dakota State.....	W, 27-6
10/8	at South Dakota State.....	L, 14-13
10/15	North Dakota.....	W, 40-0
10/22	Augustana.....	W, 49-0
10/29	Morningside.....	W, 30-10
11/11	at South Dakota.....	W, 21-14
	Coach – Clyde Starbeck	

1950 (4-4-0)

9/16	South Dakota State.....	L, 34-13
9/22	at North Dakota.....	W, 33-21
9/30	North Dakota State.....	W, 33-25
10/7	at Iowa State.....	L, 26-8
10/14	Drake.....	L, 34-18
10/21	at Augustana.....	W, 34-13
10/28	at Morningside.....	W, 13-7
11/4	at South Dakota.....	L, 14-7
	Coach – Clyde Starbeck	

1951 (3-4-0)

9/15	at South Dakota State.....	L, 48-6
9/22	North Dakota.....	W, 49-19
9/28	at North Dakota State.....	L, 27-14
10/6	at Drake.....	L, 39-6
10/20	Augustana.....	W, 67-7
10/27	Morningside.....	W, 27-7
11/3	at South Dakota.....	L, 25-7
	Coach – Clyde Starbeck	

1952 (6-2-0)

9/20	Drake.....	L, 14-12
9/27	North Dakota State.....	W, 32-0
10/4	Coe.....	W, 27-24
10/11	at North Dakota.....	W, 27-14
10/18	at Augustana.....	W, 47-0
10/25	at Morningside.....	W, 28-26
11/1	South Dakota.....	L, 34-20
11/8	South Dakota State.....	W, 47-34
	Coach – Clyde Starbeck	

1953 (6-3-0)

9/19	Central Michigan.....	L, 34-20
9/26	at South Dakota State.....	L, 52-19
10/3	at Coe.....	W, 21-7
10/9	at North Dakota State.....	W, 27-21
10/17	North Dakota.....	W, 34-6
10/24	Augustana.....	W, 39-13
10/31	Morningside.....	W, 34-20
11/7	at South Dakota.....	W, 34-27
11/13	at Drake.....	L, 27-20
	Coach – Clyde Starbeck	

1954 (3-5-0)

9/18	at Central Michigan.....	L, 42-21
9/25	North Dakota State.....	W, 39-0
10/9	Drake.....	L, 14-12
10/16	at North Dakota.....	W, 14-13
10/23	at Augustana.....	W, 50-0
10/30	at Morningside.....	L, 20-12
11/6	South Dakota.....	L, 34-33
11/13	South Dakota State.....	L, 41-20
	Coach – Clyde Starbeck	

1955 (8-1-0)

	Hastings.....	W, 26-7
	South Dakota State.....	L, 34-21
	Drake.....	W, 21-14
	North Dakota State.....	W, 32-0
	North Dakota.....	W, 13-7
	Augustana.....	W, 28-7
	Morningside.....	W, 13-12
	South Dakota.....	W, 33-26
	Minn. St., Mankato.....	W, 33-7
	Coach-Clyde Starbeck	

1956 (2-5-1)

	Drake.....	W, 20-0
	Truman State.....	W, 44-26
	Augustana.....	L, 13-6
	Morningside.....	T, 20-20
	North Dakota.....	L, 20-19
	South Dakota.....	L, 20-19
	South Dakota State.....	L, 31-27
	North Dakota State.....	L, 19-13
	Coach – Clyde Starbeck	

1957 (5-3-0)

	Drake.....	L, 34-12
	South Dakota State.....	L, 23-20
	North Dakota State.....	W, 18-0
	Truman State.....	W, 35-13
	Augustana.....	W, 54-12
	Morningside.....	L, 21-7
	North Dakota.....	W, 27-20
	South Dakota.....	W, 27-7
	Coach – Clyde Starbeck	

1958 (4-5-0)

	Bradley.....	W, 29-12
	Minn. St., Mankato.....	W, 25-0
	North Dakota State.....	W, 21-11
	Drake.....	W, 20-16
	Augustana.....	L, 26-15
	Morningside.....	L, 26-18
	North Dakota.....	L, 14-0
	South Dakota State.....	L, 13-8
	South Dakota.....	L, 38-14
	Coach – William Hammer	

1959 (6-3-0)

	Bradley.....	W, 22-15
	Minn. St., Mankato.....	W, 21-0
	North Dakota State.....	L, 32-22
	Drake.....	W, 14-6
	Augustana.....	L, 7-6
	Morningside.....	W, 22-14
	North Dakota.....	W, 14-9
	South Dakota.....	L, 27-6
	South Dakota State.....	W, 14-12
	Coach – William Hammer	



Stan Sheriff

1960 (9-1-0)

	Minn. St., Mankato.....	W, 14-16
	North Dakota State.....	W, 19-7
	Drake.....	W, 14-3
	Augustana.....	W, 27-7
	Morningside.....	W, 26-0
	North Dakota.....	W, 7-0
	South Dakota.....	W, 40-0
	South Dakota State.....	W, 12-0
	Wheaton.....	W, 21-18
	Mineral Water Bowl (Excelsior Springs, Mo.)	
	Hillsdale.....	L, 17-6
	Coach – Stan B. Sheriff	

1961 (7-2-0)

	Bradley.....	W, 37-6
	Minn. St., Mankato.....	W, 19-0
	North Dakota State.....	W, 33-8
	Drake.....	L, 21-6
	Augustana.....	W, 34-6
	Morningside.....	W, 43-14
	North Dakota.....	W, 25-0
	South Dakota.....	W, 27-7
	South Dakota State.....	L, 36-13
	Coach – Stan B. Sheriff	

1962 (7-1-1)

	Bradley.....	W, 27-6
	Minn. St., Mankato.....	W, 20-8
	South Dakota.....	W, 28-0
	North Dakota State.....	W, 33-0
	Drake.....	L, 21-15
	Morningside.....	W, 21-18
	North Dakota.....	W, 13-8
	South Dakota State.....	T, 13-13
	Augustana.....	W, 21-15
	Coach – Stan B. Sheriff	

1963 (5-3-1)

	Northern Michigan.....	W, 12-11
	Minn. St., Mankato.....	T, 14-14
	South Dakota.....	W, 33-6
	North Dakota State.....	L, 21-0
	Drake.....	L, 21-12
	Morningside.....	W, 49-14
	North Dakota.....	W, 9-0
	South Dakota State.....	L, 27-13
	Augustana.....	W, 45-6
	Coach – Stan B. Sheriff	

1964 (9-2-0)

9/12	Northern Michigan.....	W, 14-7
9/19	at Minn. St., Mankato.....	W, 36-0
9/26	North Dakota State.....	L, 14-7
10/3	at North Dakota.....	W, 34-0
10/10	Drake.....	W, 41-14
10/17	Morningside.....	W, 24-14
10/24	at Augustana.....	W, 49-0
10/3	South Dakota State.....	W, 23-14
11/7	at South Dakota.....	W, 13-6
11/14	at Northern Illinois.....	L, 14-9
	Pecan Bowl (Abilene, Texas)	
12/12	vs. Lamar Tech.....	W, 19-17
	Coach – Stan B. Sheriff	

1965 (4-5-0)

9/1	Northern Michigan.....	L, 10-7
9/18	at Southern Illinois.....	L, 23-16
9/25	at North Dakota State.....	L, 20-7
10/2	North Dakota.....	L, 34-0
10/9	at Drake.....	L, 31-7
10/16	Morningside.....	W, 14-7
10/23	at Augustana.....	W, 27-21
10/30	at South Dakota State.....	W, 41-0
11/6	South Dakota.....	W, 41-0
	Coach – Stan B. Sheriff	

1966 (4-5-0)

9/10	Northern Michigan.....	L, 21-0
9/24	Drake.....	L, 9-6
10/1	North Dakota.....	L, 23-10
10/8	Augustana.....	W, 28-7
10/15	Southern Illinois.....	L, 30-7
10/22	Morningside.....	W, 2-0
10/29	South Dakota State.....	W, 13-7
11/5	South Dakota.....	L, 30-14
11/12	North Dakota State.....	W, 41-14
	Coach – Stan B. Sheriff	

YEAR-BY-YEAR RESULTS

1967 (7-3-0)

9/9 Northern Michigan L, 7-3
 9/16 at Western Illinois W, 12-0
 9/23 at North Dakota State ... L, 10-9
 9/30 North Dakota W, 7-0
 10/7 Augustana W, 23-10
 10/14 at Drake L, 10-7
 10/21 at Morningside W, 29-19
 10/28 at South Dakota State W, 17-16
 11/4 South Dakota W, 15-7
 11/11 Eastern Michigan W, 14-6
 Coach — Stan B. Sheriff

1968 (5-5-0)

9/7 at Northern Michigan .. L, 24-13
 9/14 Western Illinois W, 33-6
 9/21 at North Dakota W, 14-10
 9/28 at Augustana W, 34-12
 10/5 South Dakota State ... W, 38-10
 10/12 Drake W, 21-19
 10/19 Morningside L, 14-13
 10/26 at South Dakota L, 13-7
 11/2 North Dakota State L, 31-15
 11/9 at Eastern Michigan L, 34-7
 Coach — Stan B. Sheriff

1969 (5-5-0)

9/13 at Northern Michigan .. L, 24-14
 9/20 Central Michigan L, 28-10
 9/27 Augustana L, 21-10
 10/4 at South Dakota State W, 24-14
 10/11 at Drake W, 23-13
 10/18 at Morningside W, 30-7
 10/25 South Dakota W, 14-2
 11/1 at North Dakota State . L, 41-13
 11/8 North Dakota W, 40-10
 11/15 Western Illinois L, 23-14
 Coach — Stan B. Sheriff

1970 (2-8-0)

9/12 Northern Michigan L, 21-0
 9/19 at Central Michigan L, 27-9
 9/26 South Dakota State W, 24-8
 10/3 at South Dakota L, 41-17
 10/10 Drake W, 13-0
 10/17 Morningside L, 19-7
 10/24 North Dakota State L, 43-10
 10/31 at North Dakota L, 41-6
 11/7 at Augustana L, 20-10
 11/14 at Western Illinois L, 29-7
 Coach — Stan B. Sheriff

1971 (4-5-0)

9/11 Truman State L, 22-9
 9/18 at Eastern Kentucky L, 21-7
 9/25 at South Dakota State . W, 23-0
 10/2 South Dakota W, 8-0
 10/9 at Drake L, 28-0
 10/16 at Morningside W, 21-0
 10/23 at North Dakota State . L, 23-11
 10/30 North Dakota L, 23-10
 11/6 Augustana W, 17-0
 Coach — Stan B. Sheriff

1972 (4-6-0)

9/9 Wisc.-Stevens Point W, 41-6
 9/16 at Illinois State L, 24-14
 9/23 Minn. St., Mankato W, 21-0
 9/30 at South Dakota L, 21-7
 10/7 North Dakota State L, 42-0
 10/14 Drake L, 21-14
 10/21 Morningside W, 27-13
 10/28 at North Dakota L, 38-9
 11/4 South Dakota State W, 32-0
 11/11 at Augustana L, 20-14
 Coach — Stan B. Sheriff

1973 (5-5-0)

9/8 Pittsburg State W, 13-0
 9/15 Western Illinois W, 20-14
 9/22 at Minn. St., Mankato ... L, 28-7
 9/29 South Dakota L, 19-7
 10/6 at North Dakota State ... L, 21-0
 10/13 at Drake W, 31-3
 10/20 at Morningside W, 28-14
 10/27 North Dakota W, 17-14
 11/3 at South Dakota State ... L, 16-0
 11/10 Augustana L, 36-0
 Coach — Stan B. Sheriff

1974 (5-4-1)

9/7 at Pittsburg State W, 31-22
 9/14 at Western Illinois L, 40-14
 9/21 Minn. St., Mankato T, 28-28
 9/28 North Dakota State W, 20-0
 10/5 at North Dakota L, 42-26
 10/12 Drake W, 41-17
 10/19 Morningside W, 49-14
 10/26 at Augustana L, 38-23
 11/2 South Dakota State ... W, 22-21
 11/9 at South Dakota L, 26-14
 Coach — Stan B. Sheriff

1975 (9-3)

9/6 Eastern Illinois W, 14-8
 9/13 at Nevada-Las Vegas ... L, 48-30
 9/20 at Minn. St., Mankato ... W, 35-6
 9/27 at North Dakota State W, 23-16
 10/4 North Dakota L, 21-20
 10/11 at Drake W, 27-24
 10/18 at Morningside W, 21-14
 10/25 Augustana W, 20-14
 11/1 at South Dakota State . W, 14-3
 11/8 South Dakota W, 45-19
 11/15 Wisc.-Whitewater W, 49-6
 11/29 Western Kentucky+ L, 14-12
 + - NCAA Division II Playoffs
 Coach — Stan B. Sheriff

1976 (8-3)

9/4 Northern Michigan L, 41-7
 9/18 Nebraska-Omaha W, 34-13
 9/25 at St. Cloud State L, 27-21*
 (later changed to 1-0 forfeit win for UNI)
 10/2 at North Dakota W, 24-22
 10/9 at Augustana W, 7-6
 10/16 Wayne State W, 38-0
 10/23 Morningside W, 37-7
 10/30 South Dakota State L, 16-13
 11/6 at South Dakota W, 14-7
 11/13 North Dakota State L, 10-9
 11/20 at Wisc.-Whitewater. W, 47-20
 Coach — Stan B. Sheriff

1977 (6-5)

9/3 Truman State L, 31-21
 9/10 at Northern Michigan ... L, 41-7
 9/17 Eastern Illinois W, 31-21
 9/24 at North Dakota State ... L, 58-0
 10/1 North Dakota W, 9-6
 10/8 Augustana L, 35-27
 10/15 Nebraska-Omaha L, 19-17
 10/22 at Morningside W, 30-13
 10/29 at South Dakota State W, 23-12
 11/5 South Dakota W, 34-14
 11/12 St. Cloud State W, 27-14
 Coach — Stan B. Sheriff

1978 (2-9)

9/2 Wisc.-Whitewater W, 15-12
 9/9 Youngstown State L, 31-14
 9/16 at Eastern Illinois L, 38-22
 9/23 at Weber State L, 35-0
 9/30 at Nebraska-Omaha L, 17-14
 10/7 North Dakota W, 35-17
 10/14 at North Dakota State . L, 42-14
 10/21 Western Illinois L, 21-7
 10/28 South Dakota State L, 10-9
 11/11 Northern Michigan L, 20-18
 11/18 at Akron L, 39-28
 Coach — Stan B. Sheriff

1979 (6-5)

9/3 Minnesota-Morris L, 13-0
 9/8 at Northern Michigan .. W, 11-7
 9/15 North Dakota State ... W, 21-10
 9/22 Nebraska-Omaha L, 39-15
 9/29 at Youngstown State L, 29-0
 10/6 Akron W, 20-17
 10/13 at Western Illinois W, 38-25
 10/20 at South Dakota State ... L, 14-7
 10/27 Eastern Illinois W, 10-7
 11/3 at South Dakota W, 23-9
 11/10 Western Kentucky L, 24-17
 Coach — Stan B. Sheriff

1980 (7-4)

9/6 at Nebraska-Omaha L, 32-8
 9/13 Weber State W, 31-10
 9/27 Arkansas Tech W, 49-10
 10/4 at Northern Michigan ... L, 20-16
 10/11 Western Illinois W, 35-28
 11/18 SE Missouri St W, 30-7
 10/25 Missouri State W, 41-0
 11/1 at Youngstown State . W, 38-17
 11/8 at Eastern Illinois L, 14-9
 11/15 South Dakota L, 16-14
 11/22 Evansville W, 63-33
 Coach — Stan B. Sheriff

1981 (5-6)

9/5 Drake L, 39-30
 9/12 Grand Valley State W, 21-20
 9/19 at Idaho L, 59-14
 9/26 at Montana L, 42-21
 10/3 Northern Michigan L, 17-13
 10/10 at Western Illinois L, 21-14
 10/24 at Missouri State W, 20-17
 10/31 Eastern Illinois W, 38-17
 11/7 Nebraska-Omaha W, 42-13
 11/14 at South Dakota L, 34-17
 11/21 Youngstown State W, 45-43
 Coach — Stan B. Sheriff

1982 (4-6-1)

9/4 at Drake L, 40-13
 9/11 Missouri State W, 10-0
 9/25 Eastern Illinois T, 10-10
 10/2 Western Illinois W, 21-9
 10/9 Idaho L, 38-13
 10/16 at Southeast Missouri . L, 20-17
 10/23 Northern Michigan ... W, 33-14
 10/30 at Nevada-Reno L, 37-0
 11/6 at North Dakota State ... L, 12-7
 11/13 South Dakota W, 41-24
 11/20 at Youngstown State ... L, 25-13
 Coach — Stan B. Sheriff



Darrell Mudra

1983 (6-5-0)

9/3 Drake W, 34-10
 9/10 at Indiana State L, 26-0
 9/17 at Missouri State L, 35-13
 9/24 Southern Illinois L, 52-9
 10/1 at Western Illinois W, 32-26
 10/8 Wisconsin-LaCrosse W, 41-0
 10/15 at Eastern Illinois L, 13-0
 10/22 Youngstown State W, 23-13
 10/29 at Northern Michigan .. L, 45-26
 11/5 at Central Missouri W, 20-7
 11/12 NW Missouri St W, 30-21
 Coach — Darrell Mudra

1984 (9-2)

9/1 Winona State..... W, 37-0
 9/8 at Drake W, 33-28
 9/22 Missouri State..... W, 24-10
 9/29 Western Illinois W, 30-17
 10/6 at Southern Illinois L, 40-10
 10/13 Wisconsin-Whitewater W, 73-7
 10/20 at Youngstown State.. W, 16-6
 10/27 Northern Michigan W, 44-24
 11/3 at Eastern Illinois..... L, 27-17
 11/10 Central Missouri W, 34-0
 11/17 NW Missouri St..... W, 48-10
 Coach – Darrell Mudra

1985 (11-2)

9/7 at Drake L, 24-9
 9/14 at Kansas State W, 10-6
 9/21 at Missouri State..... W, 38-17
 9/28 Delaware State..... W, 37-17
 10/5 at Western Illinois W, 48-14
 10/12 Indiana State W, 24-7
 10/26 Youngstown State W, 50-26
 11/2 at Illinois State W, 15-3
 11/9 Eastern Illinois W, 21-20
 11/16 NW Missouri St..... W, 49-0
 11/23 Truman State W, 41-24
 12/7 Eastern Washington+ W, 17-14
 12/14 Georgia Southern+..... L, 40-33
 +NCAA FCS Playoffs
 Coach – Darrell Mudra

1986 (7-3-1)

9/6 at Minn. St., Mankato. T, 16-16
 9/13 at Kansas State W, 17-0
 9/27 Missouri State W, 45-3
 10/4 Arkansas-Pine Bluff..... W, 36-7
 10/11 at Eastern Illinois..... L, 31-30
 10/18 at Southern Illinois L, 27-24
 10/25 Western Illinois W, 32-30
 11/1 at Montana State L, 46-25
 11/8 McNeese State..... W, 55-38
 11/13 Indiana State W, 45-10
 11/22 Illinois State..... W, 22-13
 Coach – Darrell Mudra

1987 (10-4)

9/5 at McNeese State W, 34-31
 9/12 at Minnesota L, 24-7
 9/19 Montana State..... W, 53-7
 9/26 at Indiana State..... W, 38-14
 10/3 Montana L, 33-16
 10/10 at Iowa State L, 39-38
 10/24 at Western Illinois W, 52-7
 10/31 Eastern Illinois W, 19-17
 11/7 at Missouri State..... W, 17-13
 11/14 Southern Illinois..... W, 20-3
 11/21 Illinois State..... W, 48-17
 11/28 Youngstown State+ ... W, 31-28
 12/5 Arkansas State+ W, 49-28
 12/12 at La.-Monroe+ L, 44-41 (ot)
 +NCAA FCS Playoffs
 Coach – Darrell Mudra



Earle Bruce

1988 (5-6)

9/3 at Pittsburgh L, 59-10
 9/17 Morgan State..... W, 59-10
 9/24 Missouri State L, 28-9
 10/1 Western Illinois L, 28-27
 10/8 at Iowa State L, 20-17
 10/15 at Illinois State W, 34-7
 10/22 at Eastern Illinois..... W, 17-15
 10/29 Indiana State L, 24-6
 11/3 at Northern Arizona L, 25-12
 11/12 Wayne State (NE)..... W, 77-0
 11/19 at Southern Illinois W, 24-21
 Coach – Earle Bruce



Terry Allen

1989 (8-3)

9/2 Minn. St., Mankato..... L, 22-14
 9/16 at Kansas State W, 10-8
 9/23 Fort Hays State W, 43-15
 9/30 at Missouri State..... L, 37-22
 10/7 at Western Illinois W, 21-10
 10/14 at Indiana State W, 24-21
 10/21 Ferris State W, 39-3
 10/28 Eastern Illinois W, 31-28
 11/4 at Illinois State L, 32-13
 11/11 Southern Illinois..... W, 38-14
 11/18 Eastern Washington .. W, 47-21
 Coach – Terry Allen

1990 (8-4)

9/1 Southern Illinois..... W, 30-9
 9/8 at Iowa State L, 35-6
 9/15 at Oklahoma State..... L, 33-23
 9/22 at Idaho State W, 44-10
 10/6 Illinois State..... W, 31-0
 10/13 Western Illinois W, 50-14
 10/20 at Indiana State..... L, 33-23
 10/27 at Eastern Illinois..... W, 16-10
 11/3 Missouri State W, 20-17
 11/10 Clarion University W, 52-12
 11/17 Northern Arizona W, 36-16
 11/24 at Boise State+ L, 20-3
 +NCAA FCS Playoffs
 Coach – Terry Allen

1991 (11-2)

9/7 McNeese State..... W, 30-5
 9/14 Augustana (SD)..... W, 45-22
 9/21 at Southern Illinois L, 21-20
 9/28 at Idaho..... W, 36-14
 10/5 Morgan State..... W, 56-6
 10/12 at Illinois State W, 17-14
 10/26 at Western Kentucky. W, 49-21
 11/2 at Missouri State..... W, 22-0
 11/9 Indiana State W, 49-21
 11/16 at Western Illinois W, 24-17
 11/23 Eastern Illinois W, 18-17
 11/30 Weber State+ W, 38-21
 12/7 at Marshall+ L, 41-13
 +NCAA FCS Playoffs
 Coach – Terry Allen

1992 (12-2)

9/12 at McNeese State W, 21-18
 9/19 Idaho State W, 49-11
 9/26 at Iowa State W, 27-10
 10/3 Illinois State..... W, 41-14
 10/10 Western Kentucky W, 34-6
 10/17 at Southern Illinois W, 30-25
 10/24 Idaho W, 27-26
 10/31 at Indiana State W, 34-13
 11/7 at Eastern Illinois..... L, 21-15
 11/14 Western Illinois W, 37-6
 11/21 Missouri State W, 37-12
 11/28 Eastern Washington+ W, 17-14
 12/5 McNeese State+..... W, 29-7
 12/12 Youngstown State+ L, 19-7
 +NCAA FCS Playoffs
 Coach – Terry Allen

1993 (8-4)

9/4 at McNeese State L, 27-10
 9/11 at Wyoming L, 45-42
 9/18 Jacksonville State W, 35-14
 9/25 Texas State W, 34-13
 10/2 at Missouri State..... W, 20-14
 10/9 Indiana State W, 17-10
 10/16 Eastern Illinois W, 31-27
 10/23 at Western Illinois L, 25-23
 10/30 at Illinois State W, 20-19
 11/6 Moorhead State..... W, 48-0
 11/13 Southern Illinois..... W, 49-17
 11/27 at Boston University+ .. L, 27-21 (2ot)
 +NCAA FCS Playoffs
 Coach – Terry Allen

1994 (8-4)

9/3 at Iowa State W, 28-14
 9/8 at Texas State L, 20-19
 9/17 Missouri State W, 12-7
 9/24 McNeese State..... L, 34-24
 10/1 at Indiana State W, 11-10
 10/8 at Eastern Illinois..... W, 19-7
 10/22 Illinois State..... W, 24-17
 10/29 Western Illinois W, 36-27
 11/5 at Idaho..... L, 21-12
 11/12 at Southern Illinois W, 39-7
 11/19 Eastern Washington.. W, 27-17
 11/26 at Montana+ L, 23-20
 +NCAA FCS Playoffs
 Coach – Terry Allen

1995 (8-5)

9/2 at Stephen F. Austin L, 26-7
 9/9 at Iowa L, 34-13
 9/16 Lock Haven..... W, 55-10
 9/29 at Western Illinois W, 38-7
 10/7 Eastern Illinois W, 17-7
 10/14 Indiana State W, 27-10
 10/21 Southern Illinois..... W, 13-0
 10/28 at Missouri State..... W, 19-17
 11/4 at Illinois State L, 31-29
 11/11 Idaho L, 16-12
 11/18 Winona State..... W, 48-3
 11/25 at Murray State+ W, 35-34
 12/2 at Marshall+ L, 41-24
 +NCAA FCS Playoffs
 Coach – Terry Allen

1996 (12-2)

8/31 at Southern Utah W, 31-21
 9/7 St. Cloud State..... W, 44-7
 9/14 Stephen F. Austin..... W, 38-12
 9/21 at Iowa State..... L, 42-23
 9/28 McNeese State..... W, 43-10
 10/12 Illinois State..... W, 47-10
 10/19 Missouri State..... W, 38-31
 10/26 at Southern Illinois W, 33-7
 11/2 at Youngstown State. W, 23-10
 11/9 at Indiana State W, 34-19
 11/16 Western Illinois W, 30-6
 11/30 Eastern Illinois+ W, 21-14
 12/7 William & Mary+ W, 38-35
 12/14 at Marshall+ L, 31-14
 +NCAA FCS Playoffs
 Coach – Terry Allen



Mike Dunbar

1997 (7-4)

9/6 at Iowa L, 66-0
 9/13 Mankato State W, 39-15
 9/20 at McNeese State L, 22-5
 9/27 Southern Illinois..... W, 28-27
 10/4 at Illinois State W, 50-34
 10/11 at W. Illinois..... L, 29-22 (2ot)
 10/18 Youngstown State W, 35-32
 10/25 at Cal Poly..... L, 38-24
 11/1 at Missouri State..... W, 23-22
 11/8 Southern Utah..... W, 53-33
 11/15 Ind. State W, 29-21 (3ot)
 Coach – Mike Dunbar

YEAR-BY-YEAR RESULTS

1998 (7-4)

9/3 at Eastern Michigan .. W, 13-10
 9/12 McNeese State..... L, 20-17 (ot)
 9/19 at Southern Illinois L, 27-20
 9/26 at Stephen F. Austin .. W, 14-10
 10/3 Missouri State L, 24-21
 10/10 Illinois State..... L, 38-23
 10/17 Cal Poly W, 31-7
 10/31 at Indiana State W, 31-28
 11/7 at Youngstown State. W, 42-14
 11/14 Western Illinois W, 10-6
 11/21 Winona State..... W, 66-7
 Coach – Mike Dunbar

1999 (8-3)

9/4 at McNeese State W, 41-17
 9/11 at Ohio University W, 36-21
 9/18 Central Washington..... W, 44-7
 9/25 Southern Illinois..... W, 34-14
 10/2 at Illinois State L, 47-28
 10/9 Cal Poly W, 42-21
 10/16 at Missouri State..... W, 29-17
 10/23 Youngstown State L, 29-20
 10/30 Indiana State W, 44-21
 11/13 at Western Illinois L, 46-27
 11/20 Southwest State (MN)W, 55-14
 Coach – Mike Dunbar

2000 (7-4)

8/31 Morningside..... W, 47-14
 9/9 at Boise State..... L, 42-17
 9/16 at Southern Illinois L, 34-14
 9/23 Stephen F. Austin..... W, 37-30
 9/30 Illinois State..... W, 34-28
 10/14 at Youngstown State... L, 28-24
 10/21 at Indiana State..... W, 49-17
 10/28 Missouri State..... W, 31-13
 11/4 at Cal Poly..... W, 43-41
 11/11 Prairie View A&M..... W, 60-14
 11/18 Western Illinois L, 44-41
 Coach – Mike Dunbar



Mark Farley

2001 (11-3)

8/30 Wayne State (MI) W, 34-14
 9/8 at Iowa State L, 45-0
 9/22 at Ball State..... W, 42-39
 9/29 Youngstown State W, 30-11
 10/6 at Missouri State..... W, 27-3
 10/13 Southern Illinois..... W, 19-14
 10/20 at Western Illinois W, 17-14
 10/27 at Illinois State L, 42-14
 11/3 Indiana State W, 34-13
 11/10 at Western Kentucky. W, 24-23
 11/17 Cal Poly W, 31-13
 12/1 at Eastern Illinois+ W, 49-43
 12/8 Maine+..... W, 56-28
 12/15 at Montana+ L, 38-0
 +NCAA FCS Playoffs
 Coach – Mark Farley

2002 (5-6)

8/29 Wayne State (MI) W, 34-0
 9/7 at Oklahoma State..... L, 45-10
 9/21 Stephen F. Austin..... W, 31-24
 9/28 at Cal Poly..... W, 29-26 (3ot)
 10/5 Western Kentucky L, 31-12
 10/12 at Southern Illinois L, 42-13
 10/19 at Youngstown State... W, 22-7
 10/26 Illinois State..... L, 31-20
 11/2 at Indiana State..... L, 21-19
 11/9 Western Illinois L, 35-12
 11/16 Missouri State..... W, 25-24
 Coach – Mark Farley

2003 (10-3)

8/30 at Iowa State L, 17-10
 9/6 Northern Michigan W, 62-0
 9/18 at Stephen F. Austin .. W, 38-24
 9/27 Northwestern State... W, 43-10
 10/4 at Illinois State W, 16-7
 10/11 Indiana State W, 22-14
 10/18 at Missouri State..... W, 26-20
 10/25 at Western Illinois W, 38-30
 11/1 Youngstown State W, 47-9
 11/8 at Western Kentucky L, 24-3
 11/15 Southern Illinois..... W, 43-40
 11/29 Montana State+..... W, 35-14
 12/6 at Delaware+ L, 37-7
 +NCAA FCS Playoffs
 Coach – Mark Farley

2004 (7-4)

9/4 at Iowa State L, 23-0
 9/11 Minn. St. Mankato..... W, 40-0
 9/18 Stephen F. Austin..... L, 24-21
 10/2 at Southern Illinois L, 40-36
 10/9 Western Kentucky L, 17-10
 10/16 at Youngstown State. W, 22-20
 10/23 Western Illinois W, 36-13
 10/30 Missouri State W, 42-20
 11/6 at Indiana State..... W, 58-6
 11/13 Illinois State..... W, 41-14
 11/20 at Northern Arizona... W, 45-21
 Coach – Mark Farley

2005 (11-4)

9/1 Drake..... W, 52-17
 9/10 Minnesota-Duluth..... W, 49-14
 9/17 at Iowa..... L, 45-21
 10/1 at Western Illinois W, 41-24
 10/8 at Missouri State..... L, 24-21
 10/15 Indiana State W, 31-10
 10/22 at Illinois State L, 31-3
 10/29 Youngstown State W, 21-7
 11/5 W. Kentucky W, 23-20 (2ot)
 11/12 Southern Illinois..... W, 25-24
 11/19 Northern Arizona W, 41-17
 11/26 Eastern Washington+ W, 41-38
 12/3 New Hampshire+..... W, 24-21
 12/9 Texas State+ W, 40-37 (ot)
 12/16 Appalachian State+ L, 21-16
 +NCAA FCS Playoffs
 Coach – Mark Farley

2006 (7-4)

8/31 at Drake W, 48-7
 9/9 North Dakota L, 35-31
 9/16 South Dakota State ... W, 27-17
 9/23 at Iowa State L, 28-27
 10/7 Missouri State W, 38-7
 10/14 at Indiana State..... W, 34-14
 10/21 at Youngstown State. W, 31-23
 10/28 Western Illinois L, 24-13
 11/4 Western Kentucky W, 31-20
 11/11 at Southern Illinois L, 47-23
 11/18 Illinois State..... W, 38-27
 Coach – Mark Farley



The 2005 Panther football team reached the NCAA FCS National Championship game for the first time in school history.



Kickoff Kids.....	144
Don Erusha Football Lockerroom	145
Panther Football Camps	146
FCS Explanation.....	147
Media Information.....	148
Covering the Panthers	149
Pathers in the NFL	150

THE PROGRAM



The University of Northern Iowa football team conducted a free youth clinic - Kickoff Kids - on April 14 in the UNI-Dome and it drew more than 500 area youth to the event.

Kickoff Kids is an ongoing plan to help UNI athletics reach out to the local youth in the area. The clinic allows the Panther football players and staff to work with the youth (grades 2 through 7) on various football fundamentals.

"This year's turnout was phenomenal," UNI head coach Mark Farley <http://unipanthers.cstv.com/sports/m-footbl/mtt/farley_mark00.html> said. "To have over 500 kids in the UNI-Dome and then to have our players working with them is a great experience for everyone. We as coaches spend so much time instructing, it's a nice opportunity for our players to get that same chance to teach the local youth about football."

The participants in the clinic received a Kickoff Kids UNI Panther football T-shirt as well as a ticket to a 2007 UNI football home game.



APRIL 14
2007



As a tribute to a dedicated supporter of UNI football, the university would like to name the new locker room in honor of Don Erusha.

Don Erusha began his football coaching career in 1953 as an assistant coach at West Branch High School. In 1963, Don came to the State College of Iowa as an Associate Professor of Physical Education. That same year, he began his collegiate coaching career as an assistant coach under Stan Sheriff. Don retired from coaching at UNI in 1977, but has continued to assist UNI football in various volunteer capacities for almost 30 years.

"In one fashion or another, Don has positively influenced a countless number of UNI football players. I can't think of anyone who wore purple and gold who wouldn't want to support this project in honor of Don Erusha!"

Randy Buchwald '77



UNI's current football locker room features lockers and carpet from more than 30 years ago. It is functional, but offers no area to recognize past players and friends, and is not particularly oriented towards facilitating teamwork.

The proposed locker room renovation will be much more inspiring to both current players and prospects. It will provide clear and concrete evidence that UNI greatly values its football program and is dedicated to its future success. With the open gathering area and spacious lockers, players will enjoy a professional team atmosphere. Whether returning after a win or loss, players will know their value when they walk into this locker room.

"A locker room should be where your players mentally prepare for their respective responsibility on the football field. It can play a huge role in the overall attitude of the team."

Coach Farley



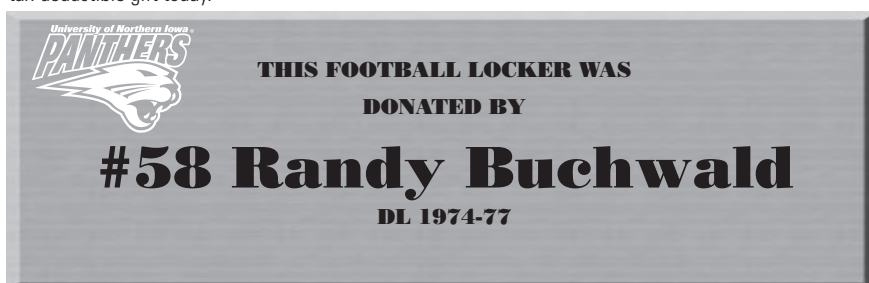
Why is the football locker room renovation important?

- **Utilization:** The locker room serves as a starting and ending point to a player's career. Without exception, this is the most used and respected area of any football program.
- **Team Building:** The locker room is a gathering place, where players develop the friendships that are critical to team chemistry and camaraderie.
- **Game Day:** The locker room is a place of motivation, both before the game and during half-time. Victory celebrations begin there.
- **Recruiting:** The locker room is a powerful recruiting tool and can create a "wow" factor for campus visitors. Parents and prospective players associate this area with UNI's commitment to the football program.

Help us give Panther football players the facility they deserve!

For your contribution of \$1,000 or more, a finely-etched plaque in your name will be mounted on the locker of your Panther jersey number. It will include your name, position(s), jersey number and year(s) played while at UNI.

This is your chance to see your Panther legacy live on. Panther fans making a gift of \$1,000 or more will also be recognized and have their name displayed inside the locker room. Please consider making a tax-deductible gift today.



Artist's rendition of recognition plaque is smaller than actual size

"As the Head Football Coach of the University of Northern Iowa, I am forever proud of who I represent. Our football program is recognized across the country for its excellence.

Many people deserve to be recognized for creating our tradition. Former players, coaches and supporters have committed time and money to create the pride we all have in our association with Panther football.

The locker room renovation is a way that we can make a lasting impact on our program and a means that will recognize the past and enhance the future."

Mark Farley '87
Head Football Coach
University of Northern Iowa

SPEND YOUR SUMMER WITH THE PANTHERS

call 319-273-2267 for further information or e-mail: sportscamps@uni.edu

ALL-POSITION CAMP

This is a semi-contact camp for players entering grades 9-12. All campers are grouped by age and position. Campers are instructed in both offensive and defensive fundamentals, including competitive drills. Campers have the option of being a commuter or a resident camper with full room and board. Campers are responsible for providing their own equipment.

Defensive Instruction

- Stance & get off
- Pass rush & Pass drops
- Run-Pass key and recognition
- Receiver route key & recognition
- Proper tackling fundamentals

Offensive Instruction

- Run and pass blocking
- Route running techniques
- Catching techniques
- Drop back & on the move passing
- 5 points of pressure

LINEMAN CAMP

Get a head start on your competition by spending an early summer day on the UNI campus. The Lineman Camp has one goal for every participant – fundamental improvement in O-Line/D-Line play. This is a semi-contact camp for players entering grades 9-12. All campers are grouped by age. Campers are instructed in both offensive and defensive line play, including competitive drills.

Defensive Instruction

- Stance & take off
- Blow delivery & shed techniques
- Pass rush techniques
- Proper tackling fundamentals

Offensive Instruction

- Stance & take off
- Pass protection fundamentals
- Run blocking fundamentals

All campers are tested in the vertical jump, standing broad jump, 20-yard shuttle and 40-yard dash. Results are given to each participant and a copy is sent to the respective high school coaches.

7-ON-7 PASSING TOURNAMENT

This tournament has developed into one of the most competitive in the Midwest as teams throughout Iowa and four surrounding states participated in last year's field. All teams are grouped into leagues according to the size of their respective schools. Every team is guaranteed a minimum of three games. Fourteen fields are in continuous use.

Rules

- halftime. The clock is continuous.
- end zone.
- achieved by crossing a 15-yard interval.
- score on defense.

YOUTH CAMP

The Panther Youth Camp is a great opportunity to start developing football skills. The UNI staff has two goals for each camper – to have fun and to improve on the basic fundamentals of each position. This is a non-contact camp with emphasis placed on teaching basic fundamentals and techniques. Each camper is instructed in both offensive and defensive positions. Campers have two practices each on two days and one on the final day.



NCAA

FOOTBALL

One Division I

As most football fans know, three classifications – Division I-A, I-AA and I-AAA – were used to differentiate the administration of a school's football program. As of December 15, 2006, those three classifications were declared out of bounds and new designations were kicked off.

The Football Bowl Subdivision (FBS) will be used to describe football programs that compete to participate in the postseason bowl system that includes the 32 NCAA-licensed bowls that make up the Bowl Championship Series.

The NCAA Football Championship Subdivision (FCS) now will be used to describe schools that participate in the NCAA championship postseason structure (one of 88 NCAA national championships that formerly was described as the I-AA football championship).

PREVIOUS NAME

NEW NAME

Division I-A

Football Bowl Subdivision

I-A (short hand)

Bowl Subdivision

I-A (acronym for NCAA manual use)

FBS

Bowl Championship Series

Same

Division I-AA

NCAA Football
Championship Subdivision

I-AA (short hand)

Football Championship
Subdivision

I-AA (acronym for NCAA manual use)

FCS

NCAA Division I-AA
Football ChampionshipNCAA Division I
Football ChampionshipDivision I-AA
Football CommitteeDivision I Football
Championship Committee

Division I-AAA

Division I

Division I (all other sports)

Same

The Reason for the Change

The I-A, I-AA and I-AAA designations were confusing and as result, misapplied by college football fans and the media when referring not only to football programs (e.g., I-AA basketball). And because of greater awareness of specific conferences and schools, the I-A label was rarely emphasized by the I-A membership, which only caused greater confusion about the I-AA classification.

This initiative, voted into effect by the presidents and chancellors who comprise the NCAA Division I Board of Directors last August, is not intended to confuse or devalue the importance of the BCS format.

Why These Titles Were Chosen

These labels communicate in a positive and clear way about the differences between the Division I football classifications, chiefly the postseason opportunity, while still defining them within the Division I experience.

The name change also clearly defines the student-athlete experience. Rather than being incorrectly referred to by a football classification, they'll simply be a Division I student-athlete.

Spreading the Word

The use of the new football labels was rolled out at the 2006 NCAA Division I Football Championship game. During the course of the 2007 season, expect these new football designations to be used by members of the college football community, which includes student-athletes, corporate supporters, university/college officials, community leaders and media partners.

Coaches, administrators and staff have been asked to use the new classifications in media guides, game programs, Web sites, tickets and promotional materials.

Get to know the new names for the teams in your favorite game – the Football Bowl Subdivision (FBS) and the Football Championship Subdivision (FCS).

DIVISION I FOOTBALL LABELS

ATHLETICS MEDIA RELATIONS

Mailing Address UNI-Dome NW Upper
Cedar Falls, IA 50614-0314
Phone 319-273-3100
Fax 319-273-3602
Press Box 319-273-6311
Web Site www.unipanthers.com



**Athletics Media Relations Director
Josh Lehman**
Mailing Address UNI-Dome NW Upper
Cedar Falls, IA 50614-0314
Office Phone (319) 273-3602
Email josh.lehman@uni.edu
Fax (319) 273-3602
Cell (319) 415-1703
Home (319) 266-5701



**Associate Athletics
Media Relations Director
Football Contact
Colin McDonough**
Mailing Address UNI-Dome NW Upper
Cedar Falls, IA 50614-0314
Office Phone (319) 273-5456
Email colin.mcdonough@uni.edu
Cell (319) 415-4059
Home (319) 277-7132



**Assistant Athletics Media
Relations Director
Kara Moran**
Mailing Address UNI-Dome NW Upper
Cedar Falls, IA 50614-0314
Office Phone (319) 273-3602
Email josh.lehman@uni.edu
Fax (319) 273-3602
Cell (319) 415-1703
Home (319) 266-5701

WIRE SERVICE

- Associated Press** Box 1741, Des Moines, IA 50306...1-800-453-2113, 515-243-3281, Fax 515-243-1550...Email: lmeredith@ap.org

PRINT

- Cedar Rapids Gazette:** Editor, 500 3rd Ave. S.E., Cedar Rapids, IA 52401...319-398-8257, 1-800-397-8258, Fax 319-398-5846...Email: sports@gazettecommunications.com
- Des Moines Register:** Sports Editor, P.O. Box 957, Des Moines, IA 50304...1-800-532-1455 (IA Only), 1-800-247-5346 (Out of state), Fax 515-286-2504...Email: brmiller@dmreg.com
- Northern Iowa University:** Northern Iowa, Cedar Falls, IA 50614...319-273-2157, Fax 319-273-5931
- Quad City Times:** P.O. Box 3828, 124 E. 2nd St., Davenport, IA 52801...319-383-2220, Fax 319-383-2370...Email: sports@qctimes.com
- Waterloo Courier:** Editor, P.O. Box 540, Waterloo, IA 50704...319-291-1466, Fax 319-291-2069...Email: doug.newhoff@wfcourier.com

TELEVISION

- FOX 28 (KFXA Cedar Rapids):** Greg Stuart, Production, 605 Boyson Rd., Cedar Rapids, IA 52402...319-393-2800, Fax 319-395-7028...Email: gstuart@fox2840.com
- KCCI-TV:** Day, Sports Director, P.O. Box 10305, Des Moines, IA 50306...515-247-8811, Fax 515-244-0202...Email: hsloliday@hearst.com
- KCRG-TV:** John Campbell, Sports Director, 2nd Ave. at 5th St. S.E., Cedar Rapids, IA 52401...319-398-8391, Fax 319-368-8505...Email: john.campbell@kcrgr.com
- KBAN-TV:** P.O. Box 3131, Cedar Rapids, IA 52406...319-395-9081...Fax 319-395-0113...Email: khall@sbgnet.com
- KWWL-TV:** Brian, Sports Director, KWWL Bldg., 500 E. 4th St., Waterloo, IA 50703...319-291-1246, Fax 319-291-1233...Email: rcoleman@kwwl.com

Panther Football on the Tube

UNI football will be well-chronicled on the airwaves, including on television. UNI had six football games televised in the 2006 season. The Panthers' television schedule for the 2007 season was not set at press time. Fox 28 will produce Mark Farley's weekly coach's show, which is part preview, part promo and part pep rally. The 12 shows will air each Saturday at 11 a.m. The TV voice of the Panthers is Rob Brooks.

RADIO

- Elwin Huffman, Sports Director, 501 Sycamore St., Suite 300, Waterloo, IA 50703...319-833-4800, Fax 319-833-4866...Email: elwin.huffman@cumulus.com
- KCNZ:** enzloff, Sports Director, 721 Shirley St., P.O. Box 248, Cedar Falls, IA 50613...319-277-1918, Fax 319-277-5202...Email: scott@1650thefan.com
- KXEL:** Rueber, Sports Director, 514 Jefferson St., Waterloo, IA 50701...319-234-2200, Fax 319-354-9504...Email: chris@kxel.com
- WMTS:** Director, P.O. Box 2147, Cedar Rapids, IA 52406...319-395-0533, Fax 319-393-0918

MISCELLANEOUS

- Gateway Football Conference:** Assistant Commissioner, 1818 Chouteau Ave., St. Louis, MO 63103...314-421-2268; FAX 314-421-3505; Scoreboard 314-569-5636...Email: kern@mvc.org
- UNI Media Relations:** Associate Director of Athletic Media Relations, UNI-Dome NW Upper, Cedar Falls, IA 50614-0314...319-273-5456; FAX 319-273-3602...Email: colin.mcdonough@uni.edu
- Scott Peterson, Color Analyst:** Ave., Cedar Falls, IA 50613
- Gary Rima, Play-by-Play:** Email: onpressrow@kxel.com

UNI Sports Network personalities, analyst Scott Peterson, left, and Gary Rima, play-by-play.

LOCAL LODGINGS

- Country Inn & Suites:** 2910 S. Main St., Cedar Falls, Iowa 50613...319-268-1800
- Days Inn-University Plaza:** 5826 University Ave., Cedar Falls, Iowa 50613...319-266-1222
- Heartland Inn:** 3052 Marine Rd, Waterloo, Iowa, 50701...319-232-7467
- Heartland Inn:** 1809 LaPorte Rd, Waterloo, Iowa, 50702...319-235-4461
- Holiday Inn-University Plaza:** 5826 University Ave., Cedar Falls, Iowa 50613...319-277-2230
- Midway Inn:** 4117 University Ave. Cedar Falls, Iowa 50613...319-277-6931
- Ramada Inn Convention Center:** 4th & Commercial, Waterloo, Iowa 50701...319-233-7560
- Red Fox Inn-Waverly:** Highway 3 West, Waverly, Iowa 50607...319-353-5330
- University Inn:** 4711 University Ave., Cedar Falls, Iowa 50613...319-277-1412

CAR RENTALS/TAXIS

- (Waterloo Airport)
- Avis:** 831-2847, 319-233-1111
 - Hertz Rent A Car:** 1-800-654-3131, 319-287-5189
 - National Car Rental:**
 - Budget:** 319-988-4153
 - Enterprise Rent-A-Car:**
 - Thrifty:**
 - Alamo:**
 - Enterprise Rent-A-Car:**
 - Kips:**
 - Metrolink:**

The UNI Sports Network

KXEL (1540 AM), a 50,000-watt station in Waterloo, Iowa, is the Panthers' flagship station. At press time, KWKY-AM (1150 Des Moines), KGLO-AM (1300 Mason City), KQWC-AM (1570 Webster City), KLMJ-FM (104.9 Hampton), KQMG-FM (95.3 Independence) are all signed on to carry all games live along with KXEL. All stations also will carry Coach Mark Farley's call-in show, aired live at 6 p.m. each Thursday. The games also are available on UNI's web site at www.unipanthers.com. Gary Rima handles the play-by-play, and Scott Peterson is the color analyst.

Panther All-Access

The University of Northern Iowa and CSTV Networks, Inc. have teamed up to create a brand new broadband channel, UNI Panther All-Access. For a nominal fee, fans can get live streamed audio and video of most home games of UNI volleyball, football, men's and women's basketball and wrestling, as well as some road contests. To sign up, please go to UNI's official athletic website at www.unipanthers.com.



Interview Policies

The UNI Athletics Media Relations Office and the football coaching staff are eager to assist the media with player and coach interview requests. To help in this endeavor, it is asked that the media contact the Media Relations Office for all player and coach interviews. Players and coaches may be interviewed prior to or directly after practice during the season, but requests must be made through the Media Relations Office ahead of time. Phone 319-273-5456.

Coach Mark Farley also will be available at the weekly Press Luncheons held each Monday in the back room of Pepper's Grill and Sports Pub in Cedar Falls. Farley also is available by phone between 11 a.m. and 12 noon weekdays. Phone 319-273-5674.

Press Credentials/Parking

All requests for credentials should be made at least three days in advance. Credentials are left at the Northwest Entrance Will Call window of the UNI-Dome. Passes are not mailed. Only working press will be assigned seats in the press box. Those media representatives wishing to purchase tickets are urged to contact the UNI-Dome Ticket Office (319-273-DOME).

Parking is available in the Wellness Recreation Center lot located north of the UNI-Dome on a limited basis, with overflow parking located in the campus lot north of the WRC. Only one parking pass will be available for specific media outlets.

Press Box

UNI's working facilities are located on the east side of the UNI-Dome. Access is available at either the north or south end staircases. The press box is reserved for credentialed sportswriters, radio personnel, statisticians, team filmers, and home and visiting coaching staff. Scoreboard and public address personnel also are housed in the press box.

Visiting Radio

Permission to broadcast must be secured at least two weeks in advance from the Athletics Media Relations Office at 319-273-5456. UNI operates a reciprocal "trade-out" system for opponents' lines. Each station will be allocated up to three seats and passes. The broadcast space is located at the south end of the press box. Only one visiting station or network (designated by the visiting team) will be granted broadcast space. The visiting station's phone number is 319-273-6491.

Photographers

Working space for television film crews is limited. Cameras for working crews should be set up on the platform in the stands located just below the press box, while team cameras may be set up in the middle photo bay area in the press box.

Professional Scouts

Professional scouts will be accommodated in the press box as space permits during regular-season games only. Each professional club requiring space should contact the Athletics Media Relations Office at least three days in advance for credentials. Credentials are not mailed, but will be left at the Northwest Entrance Will Call Window of the UNI-Dome.

Press Box Services

Game programs, flip cards, complete statistics, and pre-game notes are provided at each Panther game. Two telephones are available post-game in the press box working area, but it is advised that media bring their own telephone sets if needed since numerous lines are available. Wireless internet and ethernet connections are also available. A light meal will be served at halftime.

Post-Game Interviews

Following the 10-minute cooling off period, Coach Mark Farley and requested players will meet the media in the Panther Room, located at the northeast corner of the arena, concourse-level. The UNI locker room is open following the 10-minute cooling off period. Every effort is made to have the visiting head coach available for interviews in the Panther Room following Coach Farley. Final post-

game arrangements can be made with the visiting sports information director and those arrangements will be forwarded to working media.

Press Luncheons

UNI head coach Mark Farley will be in attendance at the weekly Press Luncheons held each Monday at noon in the back room of Pepper's Grill and Sports Pub on 18th Street in Cedar Falls. The Press Luncheons are open to the public.

Gateway Teleconferences

The Gateway Football Conference hosts a league-wide teleconference each Wednesday with each team's head coach participating, beginning Sept. 5. To participate, call 913-312-6696. This is for media only. Each call is recorded. To obtain a playback or a copy of the weekly teleconference tape, contact Mike Kern at the Gateway Conference Office. The schedule follows:

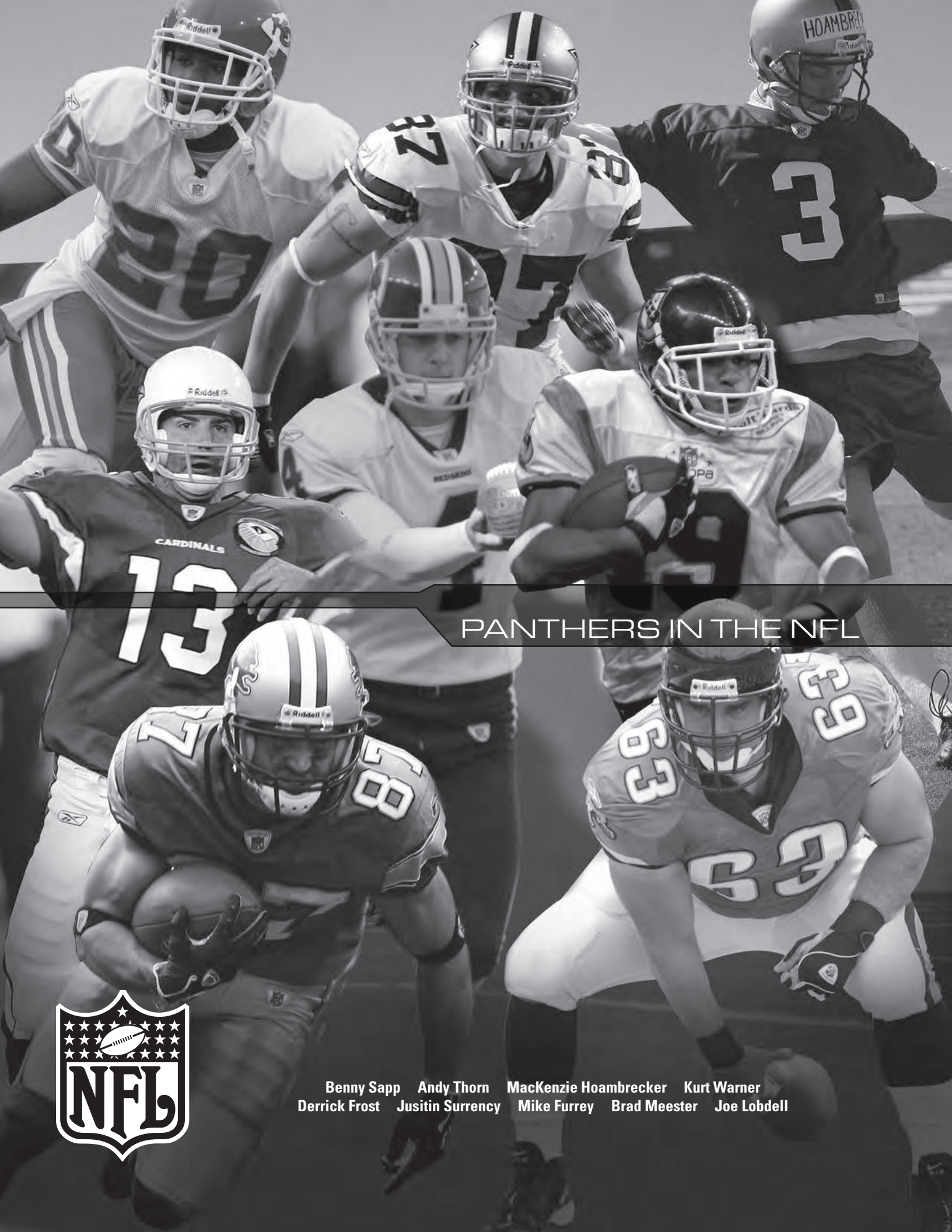
Denver Johnson, Illinois State	10:05
Lou West, Indiana State	10:10
Terry Allen, Missouri State	10:15
Mark Farley, UNI	10:20
Jerry Kill, Southern Illinois	10:25
Don Patterson, Western Illinois	10:30
Jon Heacock, Youngstown State	10:35



The UNI-Dome Press box is one of the best facilities at the FCS level and may accommodate over 100 working journalists.

UNI-DOME DIRECTIONS

- **From the North:** I-80 and proceed south. Turn right on University Avenue. Take University, turn right on Hudson Road, and the UNI-Dome is located on the left.
- **From the South:** I-80 North to Highway 20. Take Highway 20 to Hudson Road and turn right. The UNI-Dome is located the left.
- **From the East:** I-20 West to Hudson Road and turn right. The UNI-Dome is located on the left.
- **From the Airport:** To Highway 57 west. Highway 57 west turns into 1st Street. Take 1st Street to Hudson Road and turn left. The UNI-Dome is on the right.



PANTHERS IN THE NFL



Benny Sapp Andy Thorn MacKenzie Hoambrecker Kurt Warner
Derrick Frost Jusitin Surrency Mike Furrey Brad Meester Joe Lobdell



UNI in the FARLEY ERA The BEST of the BEST

- Three Top-5 FCS national rankings, five Top 25 rankings overall
- UNI has competed in three playoffs, advancing to national title game in 2005
- Steady climb in home attendance, culminating in 2005 with the 12th highest average in FCS
- The Panthers have had one Gateway Football Conference Defensive Player of the Year, two GFC Newcomers of the Year, one GFC Freshman of the Year, and head coach Mark Farley has received one league Coach of the Year honor
- UNI has had 23 first team all-conference honorees since 2001
- Thirty Panthers have been named to conference All-Academic teams since Coach Farley's arrival, nine to various academic all-star teams
- Forty-nine players have received league Player of the Week honors since 2001
- Thirty-three Panthers have received various all-America honors during the Farley era, two to various other all-star teams
- Seven Panthers have been invited to various post-season all-star games
- Coach Farley set league records in 2001 for all-game victories (11) and Gateway victories (6) for a first-year coach and won AFCA Region IV Coach of the Year honors and was the Gateway Coach of the Year in 2001
- UNI's offense produced five consecutive 1,000-yard rushers from 2001-2005
- The 2006 Panthers ended the season ranked 12th in the Gridiron Power Index, the fifth time in the last six years to finish in the top 20. UNI was fourth in 2001, fifth in 2003, 20th in 2004 and 2nd in 2005



1st	2nd	3rd	4th	Final
7	0	0	0	7
21	0	0	0	38

Attendance: 13,843

m ran out to an early
y to a 38-7 victory over

Darian Williams ran for
the Panthers' defensive
one touchdown as UNI

pleted a 51-yard pass to
less than three minutes
is for 73 yards.

second drive, driving home a
yards over nine plays in just
alizing on a failed fake punt
they Lewis scored from 11
they held until the half.

30-yard touchdown pass

vere q

ouched

ll play

progr

eyen

Confer

coach

1990

SE

Tear

UNI

UNI

MS

UN

UN

UN

UN

UN

UN

UN

UN

UN

UN

UN

UN

UN

UN

UN

UN

UN

UN

UN

UN

UN

UN

UN

UN

UN

UN

UN

UN

UN

UN

UN

UN

UN

UN

UN

UN

UN

UN

UN

UN

UN

UN

UN

UN

UN

UN

UN

UN

UN

RUSHING: Missouri State-
Congdon, Garrett 2-14; Eve
3-minus 4; UNI-Williams, L
Curt 1-15; Lindgren, James 1

PASSING: Missouri State
0-1-0-0; Spavital, Jacob 0
Nicholson, J
1-minus
2-23; L
5-1; R
McD
2-P
P

STATISTICAL LEADERS

Cooper, Michael 9-41; Davis, Gerald 6-23;
al, Jacob 2-3; Davis, Eric 2-0; Krapf, Matt
Whitney 12-47; Sanders, Eric 10-46; Bradley,
7; Grace, Patrick 1-2; Law, Derrick 3-minus
47; Congdon, Garrett 1-3-0-4; Stokes, Nathan
0-14-1-161.

RECEIVING: Missouri State-
ark 1-4; Hall, Payne 1-2; Cooper, Michael
Lindgren, James 2-73; Bradley, Curt
UNI: Missouri State-Wright, Roger
4-0; Evans, Michael 3-1
Marcus 0-3; Bone, Slo
h 1-1; Byrd, Derrick 1-1
Brammon 5-0; Huggins, Mark
ams, Andrew 1-0; Lane, Nat
Ore 1-0; Lindgren, James 1-0

2007 SCHEDULE

Date	Opponent	Site	Time
Aug. 30	Minnesota State, Mankato	UNI-Dome	7:05 p.m.
Sept. 8	at Iowa State	Ames, Iowa	6 p.m.
Sept. 15	at South Dakota State	Brookings, S.D.	7 p.m.
Sept. 22	at Drake	Des Moines, Iowa	6 p.m.
Sept. 29	at Illinois State*	Normal, Ill.	1:30 p.m.
Oct. 13	Southern Illinois* (Homecoming)	UNI-Dome	4:05 p.m.
Oct. 20	at Western Illinois*	Macomb, Ill.	6:30 p.m.
Oct. 27	Youngstown State* (Family Weekend)	UNI-Dome	3 p.m.
Nov. 3	at Missouri State*	Springfield, Mo.	1 p.m.
Nov. 10	Indiana State*	UNI-Dome	5:05 p.m.
Nov. 17	Southern Utah	UNI-Dome	5:05 p.m.

* Indicates Gateway Football Conference game
Home games in **bold**
All times Central (subject to change)

CALL **273-4TIX**
FOR TICKETS

UNIPANTHERS.COM

1st

3

0

3:04

senior

ers recorded a 34-1

extra point at the 0

UNI

ies-Yds

n Conv

n Conv

ores-Chncs

s By: No-Yds

0-2; Lin

0-1; lac

Bryan

& A

UNI

UNI

UNI

UNI

UNI

UNI

UNI

UNI

UNI

UNI

UNI

UNI

UNI

UNI

UNI

UNI

UNI

UNI

UNI

UNI

UNI

UNI



UNIVER

UNI Administrat
etics Rick Hartz
ent Staff
Athle
ches