

1999

## UNI Basketball 1999

University of Northern Iowa

*Let us know how access to this document benefits you*

Copyright ©1999 Athletics, University of Northern Iowa

Follow this and additional works at: <https://scholarworks.uni.edu/amg>



Part of the [Higher Education Commons](#)

---

### Recommended Citation

University of Northern Iowa, "UNI Basketball 1999" (1999). *Athletics Media Guides*. 257.

<https://scholarworks.uni.edu/amg/257>

This Book is brought to you for free and open access by the Athletics at UNI ScholarWorks. It has been accepted for inclusion in Athletics Media Guides by an authorized administrator of UNI ScholarWorks. For more information, please contact [scholarworks@uni.edu](mailto:scholarworks@uni.edu).

**Offensive Materials Statement:** Materials located in UNI ScholarWorks come from a broad range of sources and time periods. Some of these materials may contain offensive stereotypes, ideas, visuals, or language.

NORTHERN IOWA



# WIN 1999

## BASKETBALL



**1 Javorie Wilson**

F 6-4 181 Fr. HS  
Miami, FL  
(Senior)

**4 Kelvin Hill**


G 5-11 169 Jr. JC  
Minneapolis, MN (Patrick  
Henry/NDS Coll. of Science)

**5 Martin Coon**


G 6-3 172 So. TR  
Rochester, MN  
(Mayo/St. Olaf)

**10 Andy Woodley**

G 5-9 164 So. 1L  
West Des Moines, IA  
(Valley)

**20 Robbie Sieverding**

G 5-11 175 Jr. 1L  
Bellevue, IA  
(Marquette/Marshalltown)

**21 Cloy "Boo" Miller**


G 5-10 158 Fr. HS  
Shawnee Mission, KS  
(North)

**32 Joe Breakenridge**

F 6-6 230 Jr. 1L  
Traer, IA  
(North Tama)

**33 Aaron Middendorf**


G 6-5 217 So. 1L  
Caledonia, MN  
(Caledonia)

**34 David Bivins**

C 6-8 267 Jr. JC  
Irvington, NJ  
(Irvington/Kennedy-King)

**42 Derek Paben**

F 6-6 211 Fr. HS  
Pickrell, NE  
(Beatrice)

**44 Cory Jenkins**

F/G 6-7 244 Sr. 3L  
Rock Island, IL  
(Rock Island)

**45 Blake Anderson**

F 6-7 196 So. JC  
Stanwood, IA  
(North Cedar/Marshalltown)

**50 Tyler Peterson**

C 6-11 258 Sr. 2L  
Washington, IA  
(Washington/Iowa State)

**Head Coach Sam Weaver**

### Pronunciation

Joe Breakenridge BRECK-en-ridge  
Aaron Middendorf MID-en-dorf  
Derek Paben PAY-ben  
Robbie Sieverding SEE-ver-ding  
Javorie Wilson Ja-VOR-ee





# PANTHERS

## TABLE OF CONTENTS



### Panther Quick Facts

Location	Cedar Falls, IA 50614
Founded	1876
Enrollment	13,553
Nickname	Panthers
Colors	Purple and Old Gold
Conference	Missouri Valley
Home Arena	UNI-Dome
Arena Capacity	10,000
President	Dr. Robert Koob
Athletic Director	Rick Hartzell
Lettermen Returning/Lost	6/3

### Head Coach

**Sam Weaver** (Henderson State '81)

#### Record at

Northern Iowa	9-18 (2nd yr.)
Overall Record	29-76 (5th yr.)

### Assistant Coaches

<b>Grady Bean</b>	(Henderson State '80)
<b>Ron Smith</b>	(Illinois State '76)
<b>Tom Bardal</b>	(Mankato State '89)

### Media Relations

UNI-Dome NW Upper  
Cedar Falls, IA 50614-0314

### Overnight Address

23rd & College Sts.  
Cedar Falls, IA 50614-0314  
Office 319-273-6354  
FAX 319-273-3802

### Staff

**Nancy Justis** Director-Basketball  
319-277-3631-Home  
nancy.justis@uni.edu

**Kevin Kane** Associate  
319-277-6828-Home

**Robert Anderson** Assistant  
319-268-0217-Home

**Linda Wiges** Secretary

Table of Contents .....	1
Roster Page .....	2
Schedule.....	Back Cover
Notes .....	3
Season Outlook .....	4-5
Coach Weaver.....	6-8
Coach Bean .....	9
Coach Smith .....	10
Coach Bardal.....	11
Support Staff .....	12

### Players

Joe Breakenridge .....	14-15
Cory Jenkins .....	16-17
Aaron Middendorf .....	18-19
Tyler Peterson .....	20-21
Robbie Sieverding .....	22-23
Andy Woodley .....	24-25
Newcomers .....	26-29
Player Game-by-Game Stats .....	29-33

### University

University of Northern Iowa .....	36-38
President Koob/AD Hartzell .....	39
Medical Staff.....	40
Strength.....	41

### MISSOURI VALLEY Conference

The Valley .....	44-45
1998-99 Statistical Leaders .....	46-49
2000 Tournament/UNI Tourney Records.....	50
Composite Schedule .....	51-52

### Opponents

Air Force/Alabama.....	54
Bowling Green/Bradley.....	55
Creighton/Drake.....	56
Evansville/Illinois State .....	57
Indiana State/Iowa.....	58
Iowa State/UMKC .....	59
Southern Illinois/SW Missouri.....	60
Tennessee State/Texas- Pan American .....	61
Wichita State/WI-Green Bay .....	62
Wright State/2000 NCAA Tournament .....	63
Series Results .....	64

### 1998-99 Review

1998-99 Season Review .....	66
1998-99 Results .....	67
1998-99 Statistics.....	68
1998-99 Superlatives .....	69
1998-99 Game-by-Game Team Statistics .....	70
1998-99 Points/Rebounds/ Assists Chart .....	71
1998-99 Boxscores .....	72-76

### History

UNI History .....	78-79
All-Americans .....	80
Honors and Awards .....	81-82
Post-Season Play.....	82-85
UNI Post-Season Records .....	85
Annual Team Totals .....	86
Scoring Leaders .....	87
Team Records .....	88-89
Individual Records .....	89-90
Biggest Wins/Losses .....	90
Annual Statistical Leaders.....	91-93
UNI-Dome Records .....	94
Series Records .....	95
Yearly Season Records.....	96
Year-by-Year Results .....	97-100
All-Time Coaches .....	101-101

### Media

Covering the Panthers .....	104-105
TV/Radio Coverage .....	106
Campus/City Maps .....	107
Hotels/Transportation .....	108

The 1999-00 University of Northern Iowa Basketball Media Guide was published by the UNI Athletic Media Relations Office.

#### Editor: Nancy Justis \* Design:


Parameters by Nancy Justis, assistance by the UNI Office of Public Relations.

**Photography:** Jeff Martin, Michael Faas, Gerald Anglum and the student staff of the UNI Office of Public Relations; Cedar Falls Chamber of Commerce, Mr. K Photography, Opponent SIDs. **Printing:** Compo Arts, Cedar Rapids



# University of Northern Iowa

## NORTHERN IOWA ROSTERS



1999-00 Men's Basketball: Front Row, l-r: Aaron Middendorf, Javorie Wilson, Martin Coon, Cloy Miller, Andy Woodley, Robbie Sieverding, Kelvin Hill. Back Row, l-r: Blake Anderson, Cory Jenkins, David Bivins, Tyler Peterson, Derek Paben, Joe Breakenridge, Adam Wilde.

### Numerical

No.	Name	Pos.	Ht.	Wt.	Cl.-Exp.	Hometown (HS/College)
1	Javorie Wilson	F	6-4	181	Fr.-HS	Miami, FL (Senior)
4	Kelvin Hill	G	5-11	169	Jr.-JC	Minneapolis, MN (Patrick Henry/North Dakota State College of Science)
5	Martin Coon	G	6-3	172	So.-TR	Rochester, MN (Mayo/St. Olaf)
10	Andy Woodley	G	5-9	164	So.-1L	West Des Moines, IA (West Des Moines Valley)
20	Robbie Sieverding	G	5-11	175	Jr.-1L	Bellevue, IA (Marquette/Marshalltown)
21	Cloy "Boo" Miller	G	5-10	158	Fr.-HS	Shawnee Mission, KS (North)
32	Joe Breakenridge	F	6-6	230	Jr.-1L	Traer, IA (North Tama)
33	Aaron Middendorf	G	6-5	217	So.-1L	Caledonia, MN (Caledonia)
34	David Bivins	C	6-8	267	Jr.-JC	Irvington, NJ (Irvington/Kennedy-King)
42	Derek Paben	F	6-6	211	Fr.-HS	Pickrell, NE (Beatrice)
44	Cory Jenkins	F-G	6-7	244	Sr.-3L	Rock Island, IL (Rock Island)
45	Blake Anderson	F	6-7	196	So.-JC	Stanwood, IA (North Cedar/Marshalltown)
50	Tyler Peterson	C	6-11	258	Sr.-2L	Washington, IA (Washington/Iowa State)

### Alphabetical

No.	Name	Pos.	Ht.	Wt.	Cl.-Exp.	Hometown (HS/College)
45	Blake Anderson	F	6-7	196	So.-JC	Stanwood, IA (North Cedar/Marshalltown)
34	David Bivins	C	6-8	267	Jr.-JC	Irvington, NJ (Irvington/Kennedy-King)
32	Joe Breakenridge	F	6-6	230	Jr.-1L	Traer, IA (North Tama)
5	Martin Coon	G	6-3	172	So.-TR	Rochester, MN (Mayo/St. Olaf)
4	Kelvin Hill	G	5-11	169	Jr.-JC	Minneapolis, MN (Patrick Henry/North Dakota State College of Science)
44	Cory Jenkins	F-G	6-7	244	Sr.-3L	Rock Island, IL (Rock Island)
33	Aaron Middendorf	G	6-5	217	So.-1L	Caledonia, MN (Caledonia)
21	Cloy "Boo" Miller	G	5-10	158	Fr.-HS	Shawnee Mission, KS (North)
42	Derek Paben	F	6-6	211	Fr.-HS	Pickrell, NE (Beatrice)
50	Tyler Peterson	C	6-11	258	Sr.-2L	Washington, IA (Washington/Iowa State)
20	Robbie Sieverding	G	5-11	175	Jr.-1L	Bellevue, IA (Marquette/Marshalltown)
10	Andy Woodley	G	5-9	164	So.-1L	West Des Moines, IA (West Des Moines Valley)
1	Javorie Wilson	F	6-4	181	Fr.-HS	Miami, FL (Senior)

HEAD COACH: Sam Weaver

ASSISTANT COACHES: Tom Bardal, Grady Bean, Ron Smith

### By Class

#### Seniors

Cory Jenkins	F-G
Tyler Peterson	C

#### Juniors

David Bivins	C
Joe Breakenridge	F
Kelvin Hill	G
Robbie Sieverding	G

#### Sophomores

Blake Anderson	F
Aaron Middendorf	G
Andy Woodley	G

#### Freshmen

Cloy "Boo" Miller	G
Derek Paben	F
Javorie Wilson	F

### By State

#### Florida

Javorie Wilson	F
Miami	

#### Illinois

Cory Jenkins	F-G
Rock Island	

#### Iowa

Blake Anderson	F
Stanwood	
Joe Breakenridge	F
Traer	
Tyler Peterson	C
Washington	
Robbie Sieverding	G
Bellevue	
Andy Woodley	G
West Des Moines	

#### Kansas

Cloy "Boo" Miller	G
-------------------	---

#### Minnesota

Kelvin Hill	G
Minneapolis	
Aaron Middendorf	G
Caledonia	

#### Nebraska

Derek Paben	F
Pickrell	

#### New Jersey

David Bivins	C
Irvington	

### Pronunciation

Joe Breakenridge—	
BRECK-en-ridge	
Aaron Middendorf—	
MID-en-dorf	
Derek Paben—PAY-ben	
Robbie Sieverding—	
SEE-ver-ding	
Javorie Wilson—Ja-VOR-ee	

# PANTHERS

## PANTHER NEWS & NOTES

3

**THE 1999-00 SCHEDULE:** In addition to the Missouri Valley Conference slate, UNI's non-conference schedule features two teams never faced before—Air Force of the Western Athletic Conference and independent Texas-Pan American. UNI also plays Alabama of the SEC, UMKC of the Mid-Continent Conference, Tennessee State of the Ohio Valley, Wisconsin-Green Bay, a former league member with the Panthers in the Association of Mid-Continent Universities, and Wright State of the Mid-Western Collegiate; Iowa of the Big Ten, Bowling Green of the Mid-America Conference, and Iowa State of the Big 12. Alabama and Air Force will open the regular season at the Kiel Center in St. Louis in the Earth Grains Classic.

The Panthers will play six teams which advanced to post-season play a year ago—Bradley and Alabama advanced to the NIT Tournament, while Southwest Missouri State, Evansville, Iowa and Creighton played in the NCAA Tournament. UNI lost twice to Bradley, 61-57 at Peoria and 76-73 at home; lost to SMS 81-66 at Young Arena in Waterloo and 83-75 in Springfield, lost to UE 96-84 on the road and 74-66 in the UNI-Dome, lost at Iowa 83-67 in the second game of the year, and lost in Omaha 95-81 and at home 77-60 to Creighton.

Basketball Times ranked Alabama's recruiting class ninth and UMKC's 28th of the Top 30 Recruiting Classes from the spring signing period. Sports Illustrated ranked UA's spring class fifth in the nation behind Duke, Florida, Virginia and Cincinnati, while Basketball News had it eighth.

UNI's recruiting class was ranked 42nd in the nation by The Hoop Scoop, tied with Alabama-Birmingham, the highest in the Missouri Valley Conference, as was the Panthers' talent rating average per recruit. Alabama's was ranked 10th, UMKC's 33rd, Iowa State's 41st, Texas-Pan American's 52nd, Iowa's 97th, Southern Illinois' class was 102nd, Illinois State's 128th, Wichita State's 139th, Southwest Missouri State's 143rd, Evansville's 150th, and Wright State's was last of those ranked at 160th.

UNI has a combined 91-203 (.310) record against 1999-00 opponents.

**WHO ARE THESE GUYS?:** The 1999-00 Panther squad has seven new faces on it, including one walkon. This year's incoming class is comprised of three junior college transfers, including one sophomore, and three true freshmen. UNI played eight new faces last year—JUCO transfers Sean Stackhouse, Robbie Sieverding, Terry Rouse and Murphy Carter; redshirt freshman Aaron Middendorf, freshman walkon Andy Woodley, walkon Brian Ratleff (one game only), and true freshman Marius Boyd. The roster was reduced to nine total following injuries, illness and defections, and was at eight the last three regular-season games due to Stackhouse's sprained ankle.

Making up the nine-man rotation were five first-year players and one player who played in only the first 10 games the previous season due to injury.

Carter, junior Terry Cress, Boyd, junior Burt Lappe, senior TyJuan Finley, and Rouse all left the team at one point last season—Carter had shoulder surgery after playing in only three games and has transferred, Cress played in only 14 games and has transferred, Boyd has transferred after playing in eight games, Lappe redshirted last season and has decided to end his career for health reasons, Finley played in only 16 games before quitting, while Rouse has transferred after playing in only nine games. UNI also will miss the team's third-leading scorer in Tony Brus, who has graduated.

**ROSTER UPHEAVAL:** UNI's roster fluctuated quite a bit over the summer. Freshman recruit Slaven Markovic, a native of Bosnia who played for Sioux City (IA) West's state championship team last year and who had signed a national letter of intent last fall, failed to qualify academically with the Panthers and is attending Southeastern Junior College. Arlando McHenry, a 6-6, 240-pound transfer from Three Rivers Junior College, was expected at press time to join the team in December and likely will redshirt this season. Senior guard Sean Stackhouse was indefinitely suspended from the team last spring because of some legal problems and was not expected to be able to rejoin the team this year.

**RETURNING STATS:** Northern Iowa returns six players total, all lettermen, including three starters, from last year's 9-18 squad. Those six averaged 24.3 minutes, shot 45.3 percent from the field, made 74.6 percent of their free throws, and averaged 3.8 rebounds and eight points.

**ALL-CONFERENCE:** Junior-to-be forward Joe Breakenridge was named to the Missouri Valley Conference's Most Improved Team and honorable mention all-conference, while guard Sean Stackhouse was second-team all-conference and was named to the All-Newcomer team.

**HOME COURT ADVANTAGE:** The Panthers have compiled a 204-94 (.685) record in the UNI-Dome since the facility was opened in February of 1976. UNI has experienced only three losing seasons under the Big Top—5-6 in 1980-81, 7-8 in 1987-88 and 3-4 in 1994-95, the year the Dome's roof collapsed in December.

It was only 1-1 at home this past year, defeating Iowa State 61-57 and losing to Evansville 96-84. The Panthers played two games at Young Arena in Waterloo, losing to Southern Mississippi 70-63 and Southwest Missouri State 81-66. All other home games were played in the West Gym on campus when the Dome continued to have problems with its new roof.

UNI finished 7-3 in the Gym, counting exhibitions. Prior to last year, UNI last played a regular-season game in the West Gym in the 1994-95 season, defeating Long Island 97-90.

The Panthers seemed to like the coziness of the facility. They shot .517 from the field, including .508 from three-point range, and .777 at the line while averaging 78.4 points there. The opponents made only .439 of their shots, including only .386 from three-point range, and .723 of their free throws while averaging 72 points. Robbie Sieverding seemed to be in a zone all his own in the West Gym, making 60 percent of his threes (33-55) there and averaging 21.4 points. Both Tony Brus and Joe Breakenridge made 55 percent of their shots in the West Gym.

The Panthers played six of their first seven games on the road, hosting only Iowa State in the Dome on December 2nd. UNI was 3-12 on the road last season, including 0-1 on a neutral court, losing 74-72 in overtime to Wichita State in the first round of the MVC tournament.

The Panthers' only road wins were 74-70 in overtime at Tennessee State, 69-59 at Illinois State, and 79-76 at Wichita State.

**ODDS AND ENDS:** The Panthers finished the non-league portion of their schedule with a 3-4 record, which included wins over Tennessee State, Iowa State and Wright State...UNI was 1-2 in overtime games after defeating Tennessee State 74-70 and losing 76-73 to Bradley at home and 74-72 in overtime to Wichita State in the league tourney...UNI opened the MVC slate with a 0-4 record. That's the second worst start since joining

the league in the 1991-92 season. The Panthers lost the first five league games in 1994-95, when it finished 8-20 overall...Despite having some outstanding individual performances, the Panthers and Indiana State were the only two schools in the league not to have been awarded a Player of the Week honor last season...UNI's 31 rebounds per game was the lowest average since the 1983-84 team averaged 27.8 caroms...UNI's 39 percent shooting from three-point range was the best percentage since the 1989-90 team made 40 percent of its treys. That was the year the Panthers went to the NCAA Tournament...UNI's 87 points scored against Wichita State were the most points scored since tallying 89 against Southern Illinois in 1997-98. Evansville's 96 points were the most scored against the Panthers since Illinois State tallied 97 in the 1995-96 season...UNI's bench outscored the opponents' bench in 12 of the 29 games, including the two exhibitions. UNI won just five of those games—versus Holland, Pella Windows, Wright State, Wichita State and Illinois State...UNI had the smallest number of current players of any teams in the Missouri Valley Conference Tournament. The Panthers had only three players who had played in a previous MVC tourney game—Tony Brus, Cory Jenkins and Tyler Peterson. The other nine teams had at least five players who had seen action in the tournament before 1999...UNI's 34 free throw attempts against Wichita State in the MVC tourney was an all-time MVC tournament high.

**RECORDS:** The Panthers set a new conference record in league games only when they made .800 (16-20) of their first-half shots at home against Drake. That tied for fourth for field goal percentage in a half in all games.

Guard Sean Stackhouse, prior to missing the last three regular-season games with a sprained ankle, was on track to set a couple of school records. He needed only 10 more three-pointers to tie Cam Johnson's record of 73 in a season set in 1993-94, and 15 three-point attempts to tie Johnson's record of 189 in a season, also set in 1993-94. Robbie Sieverding needed only five more three-pointers to tie Johnson's mark.

The Panthers gave up a school-record 167 three-pointers, breaking the old record of 155 set in the 1995-96 season. UNI also had a school-record 175 consecutive games with at least one three-pointer but its 44-game streak with at least three treys made was snapped December 30 against Southwest Missouri State when it made only two-of-11 three-pointers.

**MORE STAT TALK:** The Panthers were ranked 18th in the nation in free throw percentage (73.6) and 12th in three-point percentage (38.8), while Robbie Sieverding was 20th in the nation in three-point percentage (44.7).

UNI finished the season ranked fourth in the league in all games in scoring, 10th in scoring defense, rebounding and rebound margin; fifth in field goal percentage, eighth in opponent percentage, second in three-point percentage, 10th in opponent three-point percentage, sixth in three-pointers per game, second in free throw percentage, eighth in opponent free throw percentage, ninth in assists, eighth in turnover margin, ninth in blocks, and sixth in steals.

Individually, Sean Stackhouse was seventh and Sieverding eighth in scoring, Joe Breakenridge was first in rebounding and fourth in field goal percentage, Tony Brus was sixth in field goal percentage, Sieverding was second in three-point percentage, Stackhouse was first and Sieverding fourth in three-pointers per game, Breakenridge was second and Sieverding eighth in free throw percentage, and Andy Woodley was 10th in steals.



# University of Northern Iowa

## 1999-2000 SEASON

**T**he 1999-00 Northern Iowa men's basketball team enters the new millenium with more confidence and higher expectations. The Panthers are coming off one of their most disruptive seasons in history, but second-year head coach Sam Weaver says a lot of things are now in place, and he isn't the only one looking forward to the new campaign.

A new coaching staff, the loss of a home-court facility, injuries and illness, and later, defections, made for an unsettling year for UNI in 1998-99, but also for some exciting basketball. The nine remaining players at the end of the year settled into a routine and stepped up their play. UNI won three of its last five games, including going 2-1 without leading scorer Sean Stackhouse, who missed the last three regular-season games after spraining an ankle.

Newcomers, which numbered seven a year ago, played a large role for the Panthers, with the team's top two scorers being junior college transfers. Making up the final nine-man rotation were five first-year players and one player who had played in only the first 10 games the previous season due to injury—sophomore Joe Breakenridge. One transfer ended up having shoulder surgery after playing in only three games (Murphy Carter), one player didn't become eligible until second semester (Cory Jenkins), and senior Tony Brus missed the first eight games after breaking a bone in his foot in practice. One player missed the entire season due to illness (Burt Lappe), while three other players ended up leaving the program in January (Terry Cress, TyJuan Finley, Terry Rouse).

Weaver believes all the inconsistency—in which athletes were able to take the floor, in players buying into the new system, and in the questions surrounding a home facility when the UNI-Dome's new roof continued to experience problems—contributed to an up-and-down season that really was just beginning to come together at the end of the year.

"The inconsistency is the thing that really got us and we had people in the system that didn't really believe in what we were doing," Weaver said. "They had some other ideas and I think that held us back a little.

"We stayed consistent as a staff in terms of what we needed to do as a basketball team to make us better," he added. "We had a lot of close losses. We played well a lot of times against teams that were in the top half of the conference. We just kept coming. I

thought that was our main focus and even at the end of the season, and into the spring and summer, I think that carry over is definitely there when you look at the way (the players) have worked in the weight room, the dedication they've shown to the program. Most of them (stayed) around this summer, the guys that I think are going to make the difference."

### LOOKING FORWARD

Northern Iowa's court problems last year showed up more on the



defensive end than the offensive end. The Panthers ranked in the top five in offensive categories in the Missouri Valley Conference, but ranked in the bottom five of most defensive categories. UNI was ranked fourth in scoring, fifth in field goal percentage, second in three-point field goal percentage, sixth in three-pointers per game and second in free throw percentage. On the flip side, UNI ranked 10th in scoring defense, opponents rebounds and rebound margin, eighth in opponent field goal percentage, 10th in opponent three-point field goal percentage, eighth in opponent free throw percentage and turnover margin, ninth in blocks, and sixth in steals.

"The biggest area that needs to be improved upon is our defensive rebounding," Weaver said. "When I look at tape, you see critical situations where either we have made a run and we don't sustain a run by giving up second and third shot opportunities. The game that stands out the most is the Wichita State game in the (MVC) tournament. I think six offensive putbacks down the stretch erased our 16-point lead in the second half.

That's going to be a great concern and that's what we tried to address with 6-10 David Bivins. He's an outstanding rebounder.

"A rejuvenated Tyler Peterson also will give us a better force on the boards at the defensive end. Joe Breakenridge is back after leading the league. If we can get anybody else to go along with his eight (rebounds) per game, to get them six or seven or eight themselves, I think that's really going to improve our situation," Weaver added.

### RETURNING STRENGTH

Though the Panthers finished 1998-99 with a losing record, the core of the team in 1999-00 will be the returning players,

Weaver says. UNI returns six of 10 lettermen, including primary starters Joe Breakenridge, Cory Jenkins and Robbie Sieverding. The major losses are guards Tony Brus, the team's leader on and off the court, and leading scorer Sean Stackhouse, who experienced legal problems last spring and is not expected to be able to play this year. Brus finished his career as the team's third-leading scorer last year with a 13.3 average in 19 games played.

"Breakenridge, (Aaron) Middendorf, Sieverding—those are the guys that will carry the brunt of the load," Weaver said, "and I think Tyler (Peterson) is a lot more in shape, probably about 20 pounds lighter, and really worked hard in the weight room. We hope to get positive minutes from him. I think he wants to go out with a great year as a senior.

"Middendorf is a great outside shooter. Joe, we know what he can do. Robbie is a great shooter. And Andy Woodley is going to help us a great deal. He's a tough guy that will give his all as long as he's not hurt. He does a great job on the defense and he doesn't turn the ball over."

### INCOMING CLASS

Seven new faces will be joining the Panthers this fall, including four transfers and three freshmen.

"I think we met a lot of our needs," Weaver said in assessing his second UNI recruiting class. "We've given ourselves a lot more depth, we have a lot more options than what we've had in the past. I don't think we'll lose anything when we sub. Last year, at times we were real concerned about conditioning and whether we'd run out of gas.

"I hope all the guys we've brought in will



look to contribute. They all displayed that kind of attitude in the recruiting process. All of them come out of winning programs. That's important, too. They're used to winning and they want to win. We were so close last year, we just need to get over the hump. I think we have a lot of things in place and that's why I'm optimistic about the upcoming season," he concluded.

### WEAVER'S ASSESSMENTS

**Point Guards:** "Our guards are good. When you throw in 'Boo' Miller and you bring Andy (Woodley) back and Robbie (Sieverding) back—those basically are our three guys that will play the point. I think we've got great scoring. I think we now have some athleticism now with 'Boo' coming in. Robbie is tremendously athletic. He probably doesn't possess the foot speed that 'Boo' does, but he does have the ability to go in and rebound the basketball. I think we've improved ourselves defensively at the point guard, at least I hope we have, and I think it's pretty solid.

"I think we have a mixture of guys that know the value of the basketball, that don't turn the ball over, and that may be something 'Boo' has to learn early and the quicker he picks it up, the better chance he has of playing. Robbie will see most time at point because of his experience and he knows the value of the basketball.

"Andy will probably see a great deal more time than he saw last year. He has a great understanding of what we want. The thing that makes Andy so unique is that he can vocalize things with other players. He has the respect of the players. Robbie plays and does a good job, but he's quiet and people still respect him, but Andy has the ability to vocalize and people will listen to him. He's not asking you to do something that he won't do himself. He understands not turning the ball over and getting guys open. That's so invaluable in a point guard. I wouldn't rule out the possibility that Andy could start, because he has the ability."


**Two Guards:** "I think you'll see Robbie (Sieverding) a lot at the two and I think that's probably his natural position, but he learned to do both. Everyone knows his ability to shoot the ball. He can also get back in the paint and score a lot of points. He probably needs to take it and pull up and score, because that's when he's really tough.

"(Kelvin) Hill will see some time at the two. He's very athletic, he can jump, he can score, he can get to the bucket and finish,

he can defend.

"I think we're pretty deep at the twos and we're probably top heavy here, but guards have the ability to control and change games and we have four very fine players that can get things done.

"(Walkon) Martin (Coon) is a great outside shooter and we're hoping to get some mileage out of him in certain situations. He's shown at times last year in practice that he can shoot the ball as good as any of them. He gives us fits in trying to guard him because he works so



hard to get open."

**Power Forwards/Centers:** "We have Tyler (Peterson) and (David) Bivins and look at (Cory) Jenkins. That's three pretty good guys at this level and in this conference. Guys that have the ability to get things done. Tyler's about 20 pounds lighter and in the best shape ever and a lot more active and doing things we've asked him to do in terms of how to go and score points.

"David, I've yet to see much of him on the offensive end. I know he has the ability to block some shots or to change shots—he's a very tough defender down in the paint. He can really get after it and I think in a pinch you'll see Cory at the five. He does a good job of catching and posting and pivoting. He's pretty good fundamentally. We probably put him in the post a lot more than what he's used to, but that's what we needed last year and for this year. He's going to have to go out and come outside. We know he has the ability to put the ball on the floor out on the perimeter and he also can make shots. Cory gives us the versatility that we

really, really like.

"We're going to look for Tyler and David to handle the brunt of four and five. Bivins can be described as more of a defensive and rebounding force coming in. But he believes he can score and he will work hard to get open. He's very aggressive, not a passive type."

**Small Forward:** "You have to look at (Joe) Breakenridge, Aaron (Middendorf) and Cory (Jenkins), as well. You have to talk about (Derek) Paben, who has the ability to make the outside shot, as well as put it on the floor. This position last year was played by Tony Brus late. Tony possessed the ability and the discipline to screen people open, which gave him the ability to step back and penetrate, and we've got to find a guy who can do those things.

"You can put (Kelvin) Hill in there, as well. And Javorie (Wilson, who signed in July), can post and play the perimeter. He has quick feet and a defensive ability.

"This is an important position on the floor. You have to be willing to be tough, to defend, to take the ball back to the basket to get things done, to score. We have a lot of options here.

Joe and Aaron you might even see at the two spot because of the way we're able to do our lineup."

### SCHEDULE

The Panthers open the season in the familiar surroundings of The Kiel Center in St. Louis, MO, site of the Missouri Valley Conference postseason tournament, when they play Alabama on November 13 and Air Force on the 14th as part of the four-team Earth Grains Classic. In other non-conference action, they host UMKC, which had the 28th top recruiting class according to Basketball Times' Hoop Scoop (Alabama's was ranked ninth); Tennessee State, Wisconsin-Green Bay, Iowa and Bowling Green State.

They also play at Wright State, Iowa State and Texas-Pan American, which sported the nation's fourth-highest scorer last year in sophomore Brin Merriweather.

"We have a tough schedule, but I still like our chances," Weaver said. "It's just as tough, if not tougher, than last year's. It's the same with Iowa and Iowa State. Last year, we had Miami (FL), this year it's Alabama. We've got a few more home games, which I thought was a big, big problem last year (with six of the first seven games on the road)."





# PANTHER

## HEAD COACH



If you can't beat 'em, join 'em, or so the saying goes. That's just what Sam Weaver did when he was named Northern Iowa's head coach April 16, 1998, replacing Eldon Miller who had been at the helm for 12 years.

As the associate head coach at Iowa State in 1997-98, Weaver watched as the Panthers defeated ISU 54-48. As an assistant at Southern Illinois from 1989-93, he saw his Salukis fall in defeat to the Panthers more than once. The same was true while he was an assistant at Drake.

So Weaver decided to go with a winner. Being no stranger to UNI basketball, Weaver says the sneaker just fit.

"The familiarity of coming here with great basketball teams with Southern Illinois and coming out of here with a loss," Weaver said at his press conference, helped convince him that Cedar Falls was the place to be. "When I was coming here as an assistant, this place had great crowds. They were intimidating crowds. Somebody like Eldon Miller coming here, coming from Ohio State and with the success he's had, there's got to be something here. I like the University, I like the town, there's a great environment here. I like the football program. I like the volleyball program. The women's (basketball) program is up and coming."

Weaver made his presence known to the Panther squad immediately upon his hiring when he ordered team breakfasts.

"I'm going to give you the best that I've got every day, every effort on the court is going to be there. We're going to get our guys up in the morning, we're going to start going to breakfast. We're going to do

it that way because that's the way my grandfather did it. He made us get up in the morning so we could sit there and talk about what the problems were during the day. If there's something we can solve, then we're going to get it solved.

"We're going to come to practice, and we're going to work extremely hard. I told the guys they're going to work harder than they've ever worked before. And we're going to make some improvement, and that's the only way I know how to do it.

"The (UNI) program has no limits," Weaver believes. "From what I have been able to see from the community and the commitment from the University, I think the program definitely has a chance to move forward. Our ability to recruit is going to be a key to whether we can compete with the Bradleys and Illinois States and the Southwest Missouri States. Those are the teams we look up to. We need to match our speed with their speed to get into the race and stay there.

"(UNI) represented a super challenge. The situation is good for me. The program is one of those sleeping giants. It gives me an opportunity to build on a strong foundation. We have a chance to get back to the NIT or NCAA. There are so many challenges we can meet."

The Panthers struggled through the transition year last season, learning a new system and dealing with illness, injury and defections. But it's all part of the process.

"I wish we could begin again in two weeks," Weaver said following the MVC conference tournament loss. "I think our team finally has bought into what we, as a staff, are trying to accomplish."

### DON'T TAKE OUR WORD FOR IT

Best known for his success on the recruiting trail, Weaver's peers in the coaching ranks hold him in high regard. Former Southern Illinois head coach Rich Herrin tried for two years to get Weaver on board before finally naming him an assistant in 1989.

"Sam is a class individual and a hard worker who is very knowledgeable about the game of basketball," Herrin said. "He does a great job recruiting. I'm really happy and excited for him. I think he's a fine man."

Former Iowa State head coach and current Chicago Bulls coach Tim Floyd, who had just elevated Weaver to associate head coach, said, "Sam is the only person I've ever named as associate head coach.

Anywhere. That's a statement about our confidence in his abilities. I've been very blessed with some tremendous assistants through the years, and Sam might be the best I've ever had. I think what Northern Iowa has hired is a future star in our business.

"I had never met him until the day I hired him, but I had heard so much about his recruiting abilities from so many people through the years," Floyd added. "I hired him within 30 minutes of visiting with him. That's the kind of first impression he made. I don't think it was coincidental that his first year (at ISU) we had the second best recruiting year in the country behind Duke. And what you throw in on top of that is a guy who has great presence on the floor, a tremendous ability to work with young people, and a great ability to talk to people of any age."

Former UNI athletic director Chris Ritrievi, who hired Weaver, said, "I think what showed through with Sam was that he had great strength and great conviction in the way he would do things. I think he really connected with a lot of people. Personally, I liked his manner, I liked his philosophy and I liked the fact that he was at Southern Illinois at a time when that was the most successful program in the Missouri Valley Conference."

Graduated UNI guard Tony Brus, a member of the search committee which helped to name Weaver to his UNI post, said, "I just think he wants everybody to play hard, give 100 percent all the time, rebound and make good decisions with the basketball. As a player, I want(ed) a coach who is going to get after you on the floor and not take anything less than 100 percent. You also have to be able to go in and talk to him, and be able to tell him what's bothering you."

### BUILDING A WINNER

Weaver began coaching in 1981, serving as an assistant at Southeast Missouri State for six seasons. The Indians won four conference and regional championships and were 1986 NCAA national runners-up. He served as Gary Garner's assistant at Drake for one season, then joined the Missouri Southern staff for one year before moving to Southern Illinois in 1989. While at SIU, the Salukis won two Missouri Valley Conference regular-season titles, one tournament championship and earned four post-season berths, including a 1993 NCAA appearance.

## SAM WEAVER



Alcorn State was in the middle of an NCAA investigation when Weaver accepted that head job in 1993. During his second season, ASU received three years probation. In his first year, he put a team on the court comprised of only three juniors and seven freshmen, finishing 3-8 in the Southwestern Athletic Conference and 3-24 overall. The Braves improved to 7-19 overall

and 4-10 in conference play the next year. Led by SWAC Freshman of the Year Reuben Stiff, ASU finished fourth in the league his last season with a 7-7 mark and was 10-15 overall. The Braves advanced to the NCAA Tournament last year.

"The Alcorn State experience was a great one," Weaver said. "It gave me the opportunity as a young man growing up in the south, in a time when I was really young, before integration really took hold, the people I related to were the Gramblings and Alcorn States and Arkansas-Pine Bluffs and schools like that. Dave Whitney was a great inspiration to me because he was the first African-American coach that I knew of who had a basketball team in what we know now as the NCAA Top 20. That meant a lot to me, to go into Alcorn and be a part of that tradition."

"It was unfortunate that the gentleman I followed, there were some NCAA sanctions. It was really difficult to motivate those young men because they knew they had nothing to play for. We fought hard at the end of our third year

to get back into a third-place finish in the conference."

Though Weaver's recruiting skills have gotten the most recognition, his abilities teaching the game also are highly regarded.

"Teaching and coaching work hand in hand," Weaver said. "It's almost like taking an individual from an infant stage to maturity. I credit my parents and my grandparents with a great deal of my coaching philosophy. I think a lot of it has to do with people, about motivating people, about understanding moods and reading things. I go all the way back to my first organized basketball coach, a guy named Alan Cranford, a guy who really emphasized playing hard."

"Then Jimmy Allen, my high school coach, who really taught me a lot about intensity. Then came Gene Best, who went on to win a national championship, who over a 20-year period was very consistent in winning and the development of players. He had a great influence on men. Ron Shumatte gave me my first coaching job. He taught me a lot about intensity and hard play and dedication to players. Tim Floyd

### THE WEAVER FILE

#### Personal

Born in McNeil, Arkansas

#### Family

Wife: Carolyn

Children: Thurlon Jr. (19), Christy (18), Marcus (11)

#### Education

AA degree in physical education from Three Rivers Community College, 1979

Bachelor's degree in education from Henderson State, 1981

Master's degree in physical education from Southeast Missouri State, 1985

#### Collegiate Coaching Experience

Head Coach, Northern Iowa, 1998-Present

Associate Head Coach, Iowa State, 1997-98

Assistant Coach, Iowa State, 1996-97

Head Coach, Alcorn State, 1993-96

Assistant Coach, Southern Illinois, 1989-93

Assistant Coach, Missouri Southern, 1988-89

Assistant Coach, Drake, 1987-88

Assistant Coach, Southeast Missouri State, 1981-87

#### Collegiate Record

Northern Iowa: 9-18 (1998-99)

Alcorn State: 20-58 (1993-96)

#### Honors and Achievements

@Southeast Missouri State: 4 conference championships, 4 regional championships, 1986 NCAA National Runnerup

@Southern Illinois: 2 conference championships, 1 conference tournament championship, 3 NIT berths, 1993 NCAA berth

@Iowa State: 1996 NCAA Sweet Sixteen

#### Personal Bests

\*Led McNeil High School to 1976 Class B State Title, named Class B MVP

\*Led Three Rivers Community College to NJCAA National Title, 1979 NJCAA Tournament MVP



Coach Weaver, wife Carolyn, daughter Christy, son Thurlon, Laterrance Walford, son Marcus





# PANTHER

## HEAD COACH SAM WEAVER



had to be the Michaelangelo of the whole thing. He gave me the details I was looking for.

"Players will have to understand that I take basketball very seriously," Weaver added. "I think the game has to be played a certain way, at a certain level. They will have to be guys that listen. They'll have to go and execute. Sometimes the best way to do that is to really stay on them. I'm a very persistent individual. I don't forget details. I'm very watchful of those things. If you want to call me intense, I can be. I'll keep the guys on their toes. Out-of-season, I'm probably a lot more relaxed. I want to make sure they have a chance to succeed in life and on the basketball court. It's really not for me."

### THE FUTURE

So what have UNI fans come to expect from the Panthers after only one year under Sam Weaver's tutelage and what can they expect in the years to come?

"We'll play winning basketball," Weaver promised at his hiring. "I don't think you can focus on one style. I don't think you can run and win all the time and I don't think you can play half-court and win all the time. There's going to be a lot of different situations we're going to have to handle and we need to be able to do both things."

"We're going to really start it at the defensive end, we're going to put pressure on the basketball, we're going to have to rebound that basketball, and we can't turn the ball over at the other end. I've been known to get a little bit excited, but the whole deal is if we start turning the ball over, I'm going to get even more excited."

"Because I want us to have an opportunity to get the ball up the floor so we can get a shot. And if we don't, we're not going to worry about it. We're not going to worry about mistakes. If we do turn it over, we'll just get back and guard you all over again. And I want to see some nights, and that way I'll know, it's the only true test of a good defensive team, that we'll shoot maybe 36 percent from the field, and we'll still have a chance to win the game."

"(The Missouri Valley Conference) is a great league. This is a great town, a great school to bring players into. If you can recruit at Alcorn State, you can recruit here, because (ASU) is located seven miles off a main road, there's no stores, there's no gas station, there's just a great bunch of people. You've got to have great people to recruit. It's not about money, it's about the relationships you can form."

Weaver signed seven players to national letters of intent this spring.

"We (told) our players that if they're afraid of competition, they probably need to transfer," Weaver said in the spring. "I think competition is a great thing. It makes us better in practice and in games."

### WEAVER'S PROS

Several professional players have reaped the benefits of Sam Weaver's abilities as a teacher of the game of basketball.

Player	Pro Career
Ashraf Amaya	Washington Bullets, Vancouver, CBA, USA World Games
Chris Carr	Minnesota Timberwolves
Calvin Cato	Portland Trailblazers
Marcelo DaSilva	Brazil
Riley Ellis	Los Angeles Lakers, CBA
Paul Lusk	Argentina
Emeka Okenwa	Turkey
Mirko Pavlovic	Yugoslavia
Ray Pugh	CBA
Ronnie Rankin	Sacramento Kings
Ian Stewart	Ireland
Marcus Timmons	Australia

"A lot of people say Coach Weaver wants things done his way. We see it differently. He wants them done the right way. A master motivator who knows how to get 100 percent out of each and every one of his players. His set of standards is what it's going to take to bring a championship home to Cedar Falls."

*Joe Breakenridge, junior*

"Coach Weaver is a very demanding coach and works hard at getting the most out of his players. I'm looking forward to playing my second season under Coach Weaver."

*Robbie Sieverding, junior*

# COACHES

## ASSISTANT COACH GRADY BEAN



Grady Bean joined his former Henderson State teammate, Sam Weaver, at Northern Iowa last season.

Bean had been head assistant coach under former Drake head coach Tom Abatemarco at California State University at Sacramento the previous two seasons, primarily in charge of nation-wide recruiting and fundraising.

From 1990-96, Bean was an assistant at Arkansas State, responsible for coaching the defense and acting as recruiting coordinator. During his tenure at ASU, he helped coach the Sun Belt Conference's top defensive teams in 1993 and '94. The Indians were American South Conference champions in 1991 and appeared twice in the NIT. The 1992-93 squad advanced to the NIT quarterfinals.

Bean was head coach at his alma mater, Henderson State, from 1984-90. He was the nation's youngest head coach at 25 when he took over and claimed a 101-107 overall record, including a 20-17 mark in the 1988-89 campaign. His were the only teams to make the NAIA District 17 playoffs each year. From 1988-90, his teams defeated seven ranked teams in the

Division II Top 20. He produced nine all-conference and two all-American players at HSU.

He also served as an assistant basketball and head tennis coach at HSU from 1982-84 and was an assistant basketball coach and sports information director at Arkansas College from 1980-82. That team finished 21-9 in 1981 and 20-7 in 1982, ranking ninth in the nation.

Bean is a 1980 graduate of Henderson State and he received his master's from HSU in 1982. He's a native of Amity, AR. He was a three-year starting guard and four-year letterman at HSU, playing on three conference championship squads, including the nation's third-place team in 1977 and the second-place team in 1979. The Reddies were 95-24 the years he played. He played in the Arkansas College All-Star game in



Assistant Coach Grady Bean

1980.

In high school, he was named all-district four years, all-state twice and all-American once.

He is the father of two children—Lonnie Lee, 15; and Lewis Gray, 13.



Lewis, Lonnie and Coach Bean

### BEAN AT A GLANCE

#### Personal

Born [redacted] in Amity, AR

#### Family

Daughter Lonnie Lee, 15, and son Lewis Gray, 13

#### Education

B.S., Physical Education, Henderson State; M.S., Education, Henderson State, 1982

#### Coaching Experience

Assistant Coach, Northern Iowa (1998-); Assistant Coach, California State at Sacramento (1996-98); Assistant Coach, Arkansas State (1990-96); Head Coach, Henderson State (1984-90); Assistant Coach, Henderson State (1982-84); Assistant Coach, Arkansas College (1980-82)

#### Playing Experience

Henderson State (1976-80)



# PANTHER

## ASSISTANT COACH RON SMITH

**R**on Smith also is no stranger to UNI head coach Sam Weaver, since the two served as assistants under Rich Herrin at Southern Illinois. Smith joined Weaver's staff last season.

Smith spent the previous four years as Athletic Director and head basketball coach for Alton Community Unit School District. The district is comprised of 19 schools and about 8,000 students. His responsibilities included coordinating all athletic activities for 20 different sports and over 100 teams. Prior to his arrival in Alton, the varsity basketball teams had only one winning season in the previous eight. Smith's last team recorded its third consecutive winning record, setting a school mark for most wins in three consecutive years (63). The 1997 team advanced to the state tournament for the first time in 42 years, and only the third time in school history. His overall record at Alton was 74-40.

Prior to taking the Alton position, Smith spent nine years as an assistant at SIU and was part of a staff which turned one of the worst programs in the Missouri Valley Conference into one of the best programs. His last six years in Carbondale

were highlighted by six consecutive post-season tournament appearances and three MVC titles.

The Benton, IL, native spent four years as an assistant basketball coach at Benton High School before accepting the SIU position, which included acting as academic advisor.

After graduating from Benton in 1972, Smith spent two years at Rend Lake College before transferring to Illinois State, graduating in 1976. He earned his master's in guidance and educational psychology from SIU in 1983. He joined Herrin's staff at Benton in 1981 after serving as head coach at Coulterville High School for five years. While at Benton, the teams were 103-22 overall and Smith's junior varsity teams posted an overall 43-6 record.

Smith was named one of the



Assistant Coach Ron Smith

Outstanding Young Men in America in 1987 and was a sponsor for the Fellowship of Christian Athletes chapter at SIU. He was the 1998 Illinois Basketball Coaches Association (IBCA) Class AA South All-Star Game coach, and received several other honors in 1997, including District 19 Coach of the Year, Telegraph Newspaper Coach of the Year, Belleville News Democrat Coach of the Year and in 1996, received his first Telegraph Newspaper Coach of the Year honor.

This season, Smith is serving as the University's Fellowship of Christian Athletes Huddle Sponsor.

Smith and his wife, Regina, have three children—Tim, Matt and Brooke.



Tim, Brooke, Matt, Regina and Coach Smith

### SMITH AT A GLANCE

#### Family

Wife, Regina; Sons Tim (21) and Matt (17); Daughter Brooke (14)

#### Education

B.S., Physical Education, Illinois State, 1976; M.S., Guidance and Educational Psychology, Southern Illinois, 1983

#### Coaching Experience

Assistant Coach, Northern Iowa (1998-); Head Coach, Alton (IL) High School (1994-98); Assistant Coach, Southern Illinois (1985-94); Assistant Coach, Benton (IL) High School (1981-85); Head Coach, Coulterville (IL) High School (1976-81)

#### Playing Experience

Rend Lake (1972-74)

# COACHES

## ASSISTANT COACH TOM BARDAL



**N**orthern Iowa men's basketball coach Sam Weaver completed his staff with the hiring last year of former Iowa State aide Tom Bardal as his third assistant. Bardal served as an assistant at ISU in 1997-98. Prior to being named at ISU, he was head coach at St. Louis Park (MN) High School for three years, where he coached honorable mention all-American Martin Rancik, who currently is playing for the Cyclones.

From 1993-94, Bardal was an assistant at St. Louis Park, from 1991-93 he was an assistant at Richfield (MN) High School, and from 1989-91, he was an aide at Faribault (MN) High School, where he coached Mitch Ohnstad, who went on to play at Minnesota.

The Faribault, MN, native is a 1989 graduate of Mankato State with a degree in physical education. He played basketball two years at Normandale Community College in Bloomington, MN, leading that team in assists both seasons with an 8.0 average. He was the team captain at Normandale his sophomore season. He also was an all-American golfer at Normandale.

As a Faribault prep, Bardal's team lost

only 12 games during his three-year career and was ranked among the top 10 in the state all three years. His father, Burt, served as head coach for 15 years and also was a coach at Eden Valley High School.

Bardal earned four letters in golf and three each in football and basketball at Faribault and received several Division I golf offers but he chose to concentrate on his coaching career.

He and his wife, Stephanie, have two children, Brandon, 4, and Lyndsay, 2. He was born August 13, 1966.



Assistant Coach Tom Bardal



Coach Bardal, Stephanie, Brandon and Lindsay

### BARDAL AT A GLANCE

#### Family

Wife, Stephanie; daughter Lyndsay (2); son Brandon (4)

#### Education

B.A., Physical Education, Mankato State, 1989

#### Coaching Experience

Assistant Coach, Northern Iowa (1998-); Assistant Coach, Iowa State (1997-98); Head Coach, St. Louis Park (MN) High School (1994-97); Assistant Coach, St. Louis Park (MN) High School (1993-94); Assistant Coach, Richfield (MN) High School, 1991-93; Assistant Coach, Faribault (MN) High School (1989-91)

#### Playing Experience

Normandale (MN) Community College (1984-86)





# PANTHER

## SUPPORT STAFF



**Julie Bright**  
Associate Athletic  
Director/  
Business and  
Licensing



**Kevin Buisman**  
Associate Athletic  
Director/  
Sports Management



**Dave Kohrs**  
UNI-Dome Facilities  
Coordinator



**Scott Leisinger**  
Athletic Development  
Director



**Steve Nurse**  
Equipment Manager



**Vicki Melnick**  
Academic Advisor



**Nancy Scoggins**  
Basketball/Football  
Secretary



**Justin Sell**  
UNI-Dome Manager



**Eric Tyler**  
Marketing and  
Promotions Dir.



**Dr. Sandra  
Williamson**  
Associate Athletic  
Director/Compliance

### MANAGER/SECRETARIAL STAFF



**Rob Dittmer**  
Manager



**LeKesha Harris**  
Office Asst.



**Jill Black**  
Office Asst.



**Kelly  
Sunderbruch**  
Office Asst.

#### Dr. Kathresal

Dr. Amar Kathresal serves as UNI's team doctor. He served his residency in Internal Medicine at the University of Arkansas Medical College from 1996-98 and at Jersey City (NJ) Medical Center from 1995-96. He interned at the Post Graduate Institute in Chandigarh, India, from 1994-95, and at Kempegowda Institute of Medical Sciences in Bangalore, India, from 1992-93. He received his Bachelor of Medicine and Bachelor of Surgery from KIMS in 1992.





## PANTHER PLAYERS

14-25  
Returnees

Breakenridge  
Jenkins  
Middendorf  
Peterson  
Sieverding  
Woodley

26-29  
Newcomers

Anderson  
Bivins  
Coon  
Hill  
Miller  
Paben  
Wilson





### BREAKENRIDGE'S CAREER STATISTICS

#### ALL GAMES

Year	G-GS	MIN	FG-FGA	PCT	3P-3PA	PCT	FT-FTA	PCT	REB	AVG	PF-D	AT	TO	BK	ST	PTS	AVG
97-98	10-1	76-7.6	6-18	.333	0-1	.000	2-4	.500	18	1.8	5-0	6	8	2	0	14	1.4
98-99	27-27	903-33.4	107-195	.549	0-0	.000	93-111	.838	221	8.2	63-1	28	53	12	33	307	11.4
<b>TOTALS</b>	<b>37-28</b>	<b>979-26.5</b>	<b>113-213</b>	<b>.531</b>	<b>0-1</b>	<b>.000</b>	<b>95-115</b>	<b>.817</b>	<b>239</b>	<b>6.5</b>	<b>68-1</b>	<b>34</b>	<b>61</b>	<b>14</b>	<b>33</b>	<b>321</b>	<b>8.7</b>

#### MVC GAMES

Year	G-GS	MIN	FG-FGA	PCT	3P-3PA	PCT	FT-FTA	PCT	REB	AVG	PF-D	AT	TO	BK	ST	PTS	AVG
97-98	2-0	4-2.0	0-0	.000	0-0	.000	0-0	.000	1	0.5	0-0	1	0	0	1	6	3.0
98-99	18-18	584-32.4	69-123	.561	0-0	.000	59-70	.843	134	7.5	39-0	16	33	8	21	197	10.9
<b>TOTALS</b>	<b>20-18</b>	<b>588-29.4</b>	<b>69-123</b>	<b>.561</b>	<b>0-0</b>	<b>.000</b>	<b>59-70</b>	<b>.843</b>	<b>135</b>	<b>6.8</b>	<b>39-0</b>	<b>17</b>	<b>33</b>	<b>8</b>	<b>22</b>	<b>203</b>	<b>10.2</b>

# PANTHER PLAYERS



## #32 JOE BREAKENRIDGE

6-6, 230 • Junior  
Forward • Traer, IA

### AS A NORTHERN IOWA

Third-year junior who emerged as UNI's top defensive threat under the basket...returning starter at forward, with the absence of a true center in most lineups...gives UNI strength in the front line...has a great touch with the ball...though not the quickest player, uses his frame to out-manuever the opponent...needs to be more consistent in his jump shot...can block out, can shoot from the line.

### AS A SOPHOMORE (1998-99)

Started all 27 games, averaging 11.4 points and 8.2 rebounds in 33.4 minutes per game...ranked fourth on the team in scoring and first in rebounding...season-high 29 points in first exhibition game against Holland and a regular-season and career-high 26 points tallied against Wichita State...season-high 14 rebounds in second exhibition game against Pella Windows and a season-high 13 at Southern Illinois...had five double-doubles...had a team season-high 12 field goals made against Holland, 16 free throws made against Wichita State,

perfect free throw percentage against Iowa State when he made all 10 attempts, and the 14 caroms against Pella...shot a team-high 55 percent (107-195) from the field and a team-high 84 percent (93-111) at the line...tied a career high with 13 field goal attempts at Tennessee State and dished out a career-high five assists against Iowa State...had a personal-best three steals against Evansville, at Southern Illinois and versus Drake...tallied 10.9 points and 7.5 rebounds in league games only...ranked first in the league in all games in rebounding, fourth in field goal percentage and second in free throw percentage and first in the league in conference games only in rebounding, sixth in field goal percentage, and fourth in free throw percentage...named to the MVC's Most Improved Team and honorable mention all-conference.

### AS A FRESHMAN (1997-98)

Played in only 10 games, starting the first regular-season game at Iowa State...broke a bone in his wrist versus Iowa in the fifth game of the year, which eventually sidelined him for the rest of the season...averaged 1.4 points (14 total), 1.8 rebounds (18 total) and 7.6 minutes...tallied 10 points and brought down five rebounds at Chicago State for season highs...in his first exhibition game in a Panther uniform, scored 14 points on seven-of-12 from the field against Pella Windows while bringing in 10 rebounds...played in only two conference games.

### HIGH SCHOOL

Earned three letters each in football and basketball and two in baseball at North Tama...honorable mention All-USA Today, first-team all-state Des Moines Register and Iowa Newspaper Association, McDonald's All-American high school nominee, unanimous two-time NICL first team all-conference, Iowa Basketball Coaches Association all-district for northeast Iowa, NICL all-star MVP, NICL all-star slam dunk champion, NICL leader in points, rebounds and blocked shots, AAU starter on 1995 state championship team, three-year captain and starter, 1995 and '97 Top Athlete

Award...his senior year, averaged 30.1 points, 13.5 rebounds and 3.4 blocks while making 60 percent of his two-pointers and 38 percent of his three-pointers...also recorded 50 steals...scored 1,457 career points, had 732 career rebounds and 166 career blocks in three years...averaged 38 points in postseason...recorded single-game bests of 44 points, making 20-of-30 field goals, grabbing 19 rebounds and blocking eight shots...set 10 individual school records, including career points, 723 points in a season, single-game points, career rebounds, 325 rebounds in a season, career blocks, 85 blocks in a season, single-game blocks, 10 consecutive shots made in a game and most three-pointers in a game (seven)...selected to 1997 Iowa Senior Select Team which played in Australia, winning the team championship, scoring 37 points in the title game...in seven Select tournament games, scored 159 points, the team leader, and brought down 16 rebounds...named to the Dr. Pepper All-Star all-tournament team...in football, two-time all-district.

### PERSONAL

...son of Scott and Judy Breakenridge...majoring in elementary education...nicknamed "Breck"...sister Tricia graduated from UNI in May.

### CAREER HIGHS

**Points** 29 vs. BC-Haaglanden  
Holland (11-5-98)

**Field Goals Made** 12 vc. BC-  
Haaglanden Holland (11-5-98)

**Field Goal Attempts** 13 vs. BC-  
Haaglanden Holland (11-5-98), at  
Tennessee State (11-23-98)

**3-Point Field Goals Made** 0

**3-Point Field Goals Attempted** 1 at  
Iowa State (11-23-97)

**Free Throws Made** 16 vs. Wichita  
State (2-13-99)

**Free Throws Attempted** 18 vs.  
Wichita State (2-13-99)

**Rebounds** 14 vs. Pella Windows (11-  
13-98)

**Assists** 5 vs. Iowa State (12-2-98)

**Blocks** 2 vs. Several

**Steals** 3 vs. Several





### JENKINS' CAREER STATISTICS

#### ALL GAMES


Year	G-GS	MIN	FG-FGA	PCT	3P-3PA	PCT	FT-FTA	PCT	REB	AVG	PF-D	AT	TO	BK	ST	PTS	AVG
96-97	28-23	617-22.0	57-130	.439	7-27	.259	23-31	.742	134	4.8	64-0	39	51	13	15	144	5.1
97-98	26-13	522-20.1	45-112	.402	12-35	.343	16-29	.552	92	3.5	62-0	28	39	9	21	118	4.5
98-99	19-18	461-24.3	52-99	.525	0-3	.000	21-41	.512	80	4.2	65-2	16	37	10	16	125	6.6
<b>TOTALS</b>	<b>73-54</b>	<b>1600-21.9</b>	<b>154-341</b>	<b>.452</b>	<b>19-65</b>	<b>.292</b>	<b>60-101</b>	<b>.594</b>	<b>306</b>	<b>4.2</b>	<b>191-2</b>	<b>83</b>	<b>127</b>	<b>32</b>	<b>52</b>	<b>387</b>	<b>5.3</b>

#### MVC GAMES

Year	G-GS	MIN	FG-FGA	PCT	3P-3PA	PCT	FT-FTA	PCT	REB	AVG	PF-D	AT	TO	BK	ST	PTS	AVG
96-97	18-17	421-23.4	42-88	.477	3-16	.188	16-24	.667	92	5.1	46-0	27	37	5	10	103	5.7
97-98	18-11	386-21.4	30-78	.385	9-25	.360	10-22	.455	63	3.5	43-0	24	26	7	15	79	4.4
98-99	17-17	410-24.1	45-85	.529	0-2	.000	17-35	.486	74	4.4	56-1	14	32	9	15	107	6.3
<b>TOTALS</b>	<b>53-45</b>	<b>1217-23.0</b>	<b>117-251</b>	<b>.466</b>	<b>12-43</b>	<b>.279</b>	<b>43-81</b>	<b>.531</b>	<b>229</b>	<b>4.3</b>	<b>145-1</b>	<b>65</b>	<b>95</b>	<b>21</b>	<b>40</b>	<b>289</b>	<b>5.5</b>

# P A N T H E R

## PLAYERS



### #44 CORY JENKINS

6-7, 244  
Senior  
Rock Island, IL

#### AT NORTHERN IOWA

Has world of potential...a very good team player who must continue to become more assertive individually...versatile—can play several positions...needs to take advantage of his ability, to work on consistency and to refine his game...has to rebound...could play the five spot...does a good job of catching, posting and pivoting.

#### AS A JUNIOR (1998-99)

Saw his first action December 21st against Southern Mississippi after being academically ineligible first semester, playing 19 minutes and scoring seven points...had perhaps his best lines of the year against Bradley and Indiana State, tallying 11 points on five-of-nine field goals, grabbing eight rebounds, dishing out three assists and tying a career high with three steals at home against BU; and scoring 13 points on six-of-nine field goals to go along with four rebounds against ISU...against Southwest Missouri State, tallied a career-high and team-high 18 points on a personal-best eight field goals in 12 attempts while also bringing down nine rebounds...also had nine rebounds at Bradley...played only seven minutes at Wichita State after spraining an ankle...started 18 of the 19 games played...team's fifth-leading scorer, averaging 6.6 points, and second-leading rebounder at 4.2 caroms per game...averaged 24.3 minutes...team's second-leading shot blocker with 10 total...averaged 6.3 points and 4.4 rebounds in 24.1 minutes in league games only.

#### AS A SOPHOMORE (1997-98)

One of three returning players who started at least half of the games played...averaged 20.1 minutes...missed playing at Wisconsin-Green Bay after turning an ankle in practice the day before...season highs included 14

points at Drake and he tied a career high with 10 rebounds at Creighton and at home against Illinois State.

#### AS A FRESHMAN (1996-97)

One of four true freshmen who battled for position and ended up starting 23-of-28 games...averaged 22 minutes...scored a career-high 14 points on seven-of-nine field goals at Southern Illinois, playing against his brother...tied with Brian Heying for second-high on the team with a 4.8 rebounding average, with a career-high 10 caroms against Wichita State...blocked a career-high three shots against Southwest Missouri State.

#### HIGH SCHOOL

Averaged 17 points and 11 rebounds at Rock Island High School...scored 13 points, brought down six rebounds and had two steals in the Illinois Basketball Coaches Association All-Star game.

#### PERSONAL

Son of Elisha and Lynette Jenkins... brother  
Monte played for Southern Illinois...majoring in Computer Science...enjoys fishing as a hobby.

#### CAREER HIGHS

**Points** 18 vs. Southwest Missouri State (12-30-98)  
**Field Goals Made** 8 vs. Southwest Missouri State (12-30-98)  
**Field Goal Attempts** 11 vs. Southern Illinois (2-7-98)  
**3-Point Field Goals Made** 2 vs. Several  
**3-Point Field Goal Attempts** 5 vs. Southern Illinois (2-7-98)  
**Free Throws Made** 4 vs. Southwest Missouri State, at Chicago State (12-21-97)  
**Free Throw Attempts** 5 at Bradley (1-29-98), vs. Creighton (1-30-99)  
**Rebounds** 10 vs. Several  
**Assists** 4 at Missouri-Kansas City, at Southwest Missouri State  
**Blocks** 3 vs. Southwest Missouri State  
**Steals** 3 vs. Illinois State (2-23-98), vs. Bradley (2-5-99)






### MIDDENDORF'S CAREER STATISTICS

#### ALL GAMES

Year	G-GS	MIN	FG-FGA	PCT	3P-3PA	PCT	FT-FTA	PCT	REB	AVG	PF-D	AT	TO	BK	ST	PTS	AVG
98-99	27-5	523-19.4	41-97	.423	17-45	.378	54-75	.720	81	3.0	68-1	13	32	6	19	153	5.7

#### MVC GAMES

Year	G-GS	MIN	FG-FGA	PCT	3P-3PA	PCT	FT-FTA	PCT	REB	AVG	PF-D	AT	TO	BK	ST	PTS	AVG
98-99	18-2	353-19.6	29-67	.433	9-28	.321	40-54	.741	65	3.6	45-1	8	20	5	15	107	6.0



### # 33

## AARON MIDDENDORF

6-5, 217  
Sophomore  
Guard  
Caledonia, MN

#### AT NORTHERN IOWA

A versatile, tough competitor...can shoot the ball, can put it on the floor, can defend, can rebound...a multiposition player at two or three...redshirted in 1997-98.

#### AS A FRESHMAN (1998-99)

His three-pointer with two seconds left versus Bradley sent the game into overtime...scored 15 points and brought down seven rebounds in 19 minutes of action against Holland, making four-of-six field goals and six-of-eight free throws...against Pella, had nine rebounds...against Tennessee State, made a career-high three three-pointers...had a career-high three steals against Wright State, tying that mark at Illinois State and Southwest Missouri State...tied a career high with four field goals in five attempts at Evansville...against Creighton, had a personal-best eight-of-nine free throws and tied his career high with 15 points...averaged 5.7 points and 3.0 rebounds in 19.4 minutes...started five-of-27 games.

#### HIGH SCHOOL

Earned three letters each in basketball and football and four in baseball at Caledonia...played in three state tournaments...scored 88 points in three tournament games as a senior, including 45 points in about 26 minutes of action in the state championship game...averaged 19.2

points and 6.6 rebounds, despite seeing little playing time in the fourth quarters, since only two teams played Caledonia to within 10 points...named to the all-tournament team...three-time all-conference, two-time LaCrosse Tribune Player of the Year, Winona News two-time first team, Rochester Post Bulletin three-time first-teamer, St. Paul Pioneer Press all-stater, Minnesota Basketball News AA Player of Year...in three years, team was 79-5, including 29-0 his final season.


#### PERSONAL

...son of Greg and Jean Middendorf...majoring in physical education...nicknamed "Stretch" because of his long arms...enjoys hunting, fishing and playing video games.

#### CAREER HIGHS

**Points** 15 vs. BC Haaglanden-Holland (11-5-98), vs. Creighton (1-30-99)  
**Field Goals Made** 4 vs. BC Haaglanden-Holland (11-5-98), vs. Pella Windows (11-13-98), at Evansville (1-7-99)  
**Field Goals Attempted** 10 vs. Evansville (1-13-99)  
**3-Point Field Goals Made** 3 at Tennessee State (11-23-98)  
**3-Point Field Goals Attempted** 7 vs. Evansville (1-13-99)  
**Free Throws Made** 8 vs. Creighton (1-30-99)  
**Free Throws Attempted** 9 vs. Creighton (1-30-99)  
**Rebounds** 9 vs. Pella Windows (11-13-98)  
**Assists** 2 vs. Wright State (12-14-98), vs. Illinois State (2-17-99)  
**Blocks** 2 vs. Illinois State (2-17-99)  
**Steals** 3 vs. Wright State (12-14-98), at Illinois State (2-17-99), at Southwest Missouri State (12-30-98)





### PETERSON'S CAREER STATISTICS


#### ALL GAMES

Year	G-GS	MIN	FG-FGA	PCT	3P-3PA	PCT	FT-FTA	PCT	REB	AVG	PF-D	AT	TO	BK	ST	PTS	AVG
97-98	19-2	194-10.2	19-48	.396	0-0	.000	19-28	.679	35	1.8	27-0	4	11	5	2	57	3.0
98-99	25-8	450-18.0	40-98	.408	0-0	.000	32-47	.681	71	2.8	45-1	15	27	2	6	112	4.5
<b>TOTALS</b>	<b>44-10</b>	<b>644-14.6</b>	<b>59-146</b>	<b>.404</b>	<b>0-0</b>	<b>.000</b>	<b>51-75</b>	<b>.680</b>	<b>106</b>	<b>2.4</b>	<b>72-1</b>	<b>19</b>	<b>38</b>	<b>7</b>	<b>8</b>	<b>169</b>	<b>3.8</b>

#### MVC GAMES

Year	G-GS	MIN	FG-FGA	PCT	3P-3PA	PCT	FT-FTA	PCT	REB	AVG	PF-D	AT	TO	BK	ST	PTS	AVG
97-98	16-2	153-9.6	14-41	.342	0-0	.000	8-16	.500	27	1.7	23-0	3	10	2	1	36	2.3
98-99	16-1	204-12.8	14-32	.438	0-0	.000	16-23	.696	34	2.1	23-0	8	11	2	3	44	2.8
<b>TOTALS</b>	<b>32-3</b>	<b>357-11.2</b>	<b>28-73</b>	<b>.384</b>	<b>0-0</b>	<b>.000</b>	<b>24-39</b>	<b>.615</b>	<b>61</b>	<b>1.9</b>	<b>46-0</b>	<b>11</b>	<b>21</b>	<b>4</b>	<b>4</b>	<b>80</b>	<b>2.5</b>

# PANTHER PLAYERS



## #50 TYLER PETERSON

6-11, 258  
Senior  
Center  
Washington, IA

### AT NORTHERN IOWA

Has a great work ethic...is in the best shape of his career...more active...should see more positive minutes at the four or five...can score in the low post, can shoot, can pass...very strong and gaining strength all the time.

### AS A JUNIOR (1998-99)

Had one of his best games of the year at Creighton, scoring 10 points on all three field goal attempts and all four free throws while grabbing three rebounds...registered 18 minutes per game while averaging 4.5 points and 2.8 rebounds...in 27 minutes against Pella, scored a career-high 16 points, had five rebounds and three blocks...at Bowling Green State, scored 14 points with the help of six field goals, tying a personal best, and bringing in a career-high eight rebounds...at Tennessee State, brought in six rebounds and had a career-high three steals...tied a personal best with six field goals against Iowa State...started eight-of-25 games played, missing two games to injury and a disciplinary action, missing the home Southwest Missouri State and road Drake games.

### AS A SOPHOMORE (1997-98)

Became eligible second semester after transferring from Iowa State, seeing his first action in a Panther uniform December 21st against Chicago State...scored 14 points in 14 minutes of action, making both field goal attempts and all 10 of his free throws while grabbing four rebounds...brought down a career-high five caroms against Illinois State in only his second start...career-high two blocked shots at Southern Mississippi...ended up starting two-of-19 games, averaging 10.2 minutes, 3.0 points and 1.8 rebounds.

### AT IOWA STATE

Played in 15 games in 1995-96 as a freshman...averaged 4.7 minutes, 1.5 points and 0.8 rebounds...scored career-high nine points in 15 minutes in season opener versus Central Connecticut...chose ISU over Illinois...recruited by over 100 schools, including North Carolina and UConn.

### HIGH SCHOOL

First-team all-state Des Moines Register, second-team Class 3A all-stater by the Iowa Newspaper Association...averaged 25.6 points and 10.0 rebounds as a senior...Southeast Seven Conference MVP and two-time all-conference...set school records for most points in a game (44), season average (28), tied for most rebounds in a game (18)...Washington was 15-6 and won the conference title for the 10th time in 11 years...shot 65 percent from the field and a school-record 88 percent at the line...Dr. Pepper All-Star selection...played on 1995 Iowa Select AAU team that toured Australia.


### PERSONAL

...son of Tom and Jan Peterson...majoring in Criminology...Enjoys horseback riding and fishing...brother Tim played football for the Panthers from 1987-90.

### CAREER HIGHS

**Points** 16 vs. Pella (11-13-98)  
**Field Goals Made** 6 vs. Several  
**Field Goals Attempted** 12 at Bowling Green State (11-16-98)  
**3-Point Field Goals Made** 0  
**3-Point Field Goals Attempted** 0  
**Free Throws Made** 10 vs. Chicago State (12-21-97)  
**Free Throws Attempted** 10 vs. Chicago State (12-21-97)  
**Rebounds** 8 at Bowling Green State (11-16-98))  
**Assists** 2 vs. Several  
**Blocks** 3 vs. Pella (11-13-98)  
**Steals** 3 at Tennessee State (11-23-98)





### SIEVERDING'S CAREER STATISTICS


#### ALL GAMES

Year	G-GS	MIN	FG-FGA	PCT	3P-3PA	PCT	FT-FTA	PCT	REB	AVG	PF-D	AT	TO	BK	ST	PTS	AVG
98-99	27-25	922-34.2	128-308	.416	68-152	.447	98-124	.790	81	3.0	49-0	74	82	6	29	422	15.6

#### MVC GAMES

Year	G-GS	MIN	FG-FGA	PCT	3P-3PA	PCT	FT-FTA	PCT	REB	AVG	PF-D	AT	TO	BK	ST	PTS	AVG
98-99	18-18	642-35.7	88-207	.425	48-107	.449	77-91	.846	51	2.8	35-0	55	63	4	23	301	16.7





### #20 ROBBIE SIEVERDING

5-11, 175  
Junior  
Guard  
Bellevue, IA

#### AT NORTHERN IOWA

Emerged as a valuable component after transferring from junior college after his freshman year...can shoot the lights out from the perimeter, yet is beginning to see the entire floor to hand the ball off...needs to work on his defensive skills...has the ability to get in the paint and is a good jumper...tremendous athlete...will see most of the time at the point because of his experience and he knows the value of the basketball...should have been an all-conference performer, and definitely will be before his career is over.

#### AS A SOPHOMORE (1998-99)

Scored a career-high and tied a team season-high 31 points at home against Drake on personal-bests nine field goals in 13 attempts and seven three-pointers, tying another team season high, in nine attempts, breaking his previous best of 29 points at home against Bradley when he hit six-of-nine three-pointers and a personal-best nine free throws in nine attempts...brought down a career-high seven rebounds against Wichita State in the conference tournament...tallied 23 points against Southern Illinois with the help of five-of-five treys, a team season high for percentage, and at Southwest Missouri State, dished out a career high and tied a team season-high seven assists...had a personal-best and tied a team season-high six steals at Creighton...was the team's second-leading scorer with a 15.6 average...scored in double figures 23 times, including the last 10 games...was second on the team in assists (2.7), shot a team-high 45 percent from three-point range and ranked second on the team in free throw percentage (.790)...ranked eighth in the league in all games in scoring, was second in three-point percentage, fourth in three-pointers per game and eighth in free throw percentage...ranked sixth in the league in conference games only in scoring, was fourth in three-point percentage, second in three-pointers per game, third in free throw percentage and was tied for ninth in assists...ranked 20th

in the nation in three-point percentage.

#### AT MARSHALLTOWN

Transfer from Marshalltown College last year, signing a University letter of intent in August...team was 29-5...led Marshalltown in scoring, averaging 19 points, four assists and five rebounds while shooting 54 percent from the field and 83 percent at the line...first-team all-conference and all-region.

#### HIGH SCHOOL

Two-time first-team all-stater...co-captain of Class 1A state tournament team...conference MVP...Dubuque Telegraph-Herald and Quad-Cities Times all-Area...McDonalds All-American nominee...played in Dr. Pepper All-Star Game...set state scoring record when he tallied 62 points in a game as a junior...averaged 32 points, nine rebounds and four assists as a senior while shooting over 50 percent from the field and 85 percent at the line...team's Most Valuable Player and broke virtually all the school's records, scoring just under 2,000 career points...team placed third in state as a senior.

#### PERSONAL

...son of Don and Darla Sieverding...majoring in Business Management...enjoys watching sports and spending time with friends.

#### CAREER HIGHS

**Points** 31 vs. Drake (2-22-99)  
**Field Goals Made** 9 vs. Drake (2-22-99)  
**Field Goals Attempted** 20 vs. Wichita State (2-27-99)  
**3-Point Field Goals Made** 7 vs. Drake (2-22-99)  
**3-Point Field Goals Attempted** 9 vs. Several  
**Free Throws Made** 9 vs. Bradley (2-3-99)  
**Free Throws Attempted** 11 at Tennessee State (11-23-98)  
**Rebounds** 7 vs. Wichita State (2-27-99)  
**Assists** 7 at Southwest Missouri State (12-30-98)  
**Blocks** 1 vs. Several  
**Steals** 6 at Creighton (2-10-99)






### WOODLEY'S CAREER STATISTICS

#### ALL GAMES

Year	G-GS	MIN	FG-FGA	PCT	3P-3PA	PCT	FT-FIA	PCT	REB	AVG	PF-D	AT	TO	BK	ST	PTS	AVG
98-99	20-5	263-13.2	10-37	.270	6-23	.261	11-16	.688	13	0.7	32-1	29	30	0	31	37	1.9

#### MVC GAMES

Year	G-GS	MIN	FG-FGA	PCT	3P-3PA	PCT	FT-FIA	PCT	REB	AVG	PF-D	AT	TO	BK	ST	PTS	AVG
98-99	17-4	229-13.5	9-34	.265	6-22	.273	10-14	.714	11	0.7	28-1	27	25	0	29	34	2.0



### #10 ANDY WOODLEY

5-9, 164  
Sophomore  
Guard  
West Des Moines, IA

#### AT NORTHERN IOWA

Saw his playing time increase the second half of the season and actually started five games due to injury and loss of players...earned a scholarship for this season...tough player that gives his all...good defensive player and doesn't turn the ball over on the offensive end...has a good understanding of the system and is a great team leader...plays hard and has the respect of his teammates...could see more starting time because of his leadership skills.

#### AS A FRESHMAN (1998-99)

Walkon after originally redshirting in football in the 1997-98 season...increased his playing time to average 13.2 minutes...started his first game at Bradley on January 3, then started the last four games of the year...dished out a career-high seven assists versus Drake and he had five steals against Illinois State...had a career-high six steals at Southwest Missouri State...played 22 minutes at Drake, scoring a career-high nine points on personal-bests two-of-five field goals, all threes, and three-of-four free throws...made a career-high four free throws in four attempts against Wichita State and brought down a personal-best four rebounds at home against Drake...was 10th in the league in all games in steals and eighth in conference games only...team-high 1.6 steals per game.

#### HIGH SCHOOL

Earned four letters in basketball and three in football...played in the 1997 Shrine Football game and Dr. Pepper Basketball All-Star Game...team was Class 4A state basketball runnerup in 1994 and '95...all-state in both sports...four-year varsity starter in basketball...two-time all-conference...career scoring average of 10.0 and 3.5 steals per game...two-time Iowa AAU 17-and-Under selection...McDonalds All-American nominee...set school record for assists and steals in a single game...three-year varsity starter in football...two-time

first-team all-conference, INA second-team all-state, second-team all-state...started 31 consecutive games...1994-96 Who's Who in High School Sports...career 1,169 receiving yards, 70 catches, 11 TDs (school record), eight interceptions, averaged 27 yards in kickoff returns.


#### PERSONAL

...son of Mike and Betsy Woodley...brother Matt plays basketball at Drake...father is an assistant football coach at Iowa State and was a two-time all-American in football at UNI...majoring in Business...enjoys fishing, golf and skiing...nicknamed "Woody".

#### CAREER HIGHS

**Points** 9 at Drake (1-24-99)  
**Field Goals Made** 2 at Drake (1-24-99), vs. Drake (2-22-99)  
**Field Goals Attempted** 5 at Drake (1-24-99)  
**3-Point Field Goals Made** 2 at Drake (1-24-99)  
**3-Point Field Goals Attempted** 5 at Drake (1-24-99)  
**Free Throws Made** 4 vs. Wichita State (2-13-99)  
**Free Throws Attempted** 4 at Drake (1-24-99), vs. Wichita State (2-13-99)  
**Rebounds** 4 vs. Drake (2-22-99)  
**Assists** 7 vs. Drake (2-22-99)  
**Blocks** 0  
**Steals** 6 at Southwest Missouri State (1-21-99)





## #45 BLAKE ANDERSON

6-7, 196, Forward  
Stanwood, IA

### AT NORTHERN IOWA

Transfer from Marshalltown College in Marshalltown, IA...will be a sophomore.

### AT MARSHALLTOWN

Averaged 9.8 points, 8.8 rebounds and over two blocks as a freshman...started 29-of-32 games...GPA of 3.64...averaged a double-double versus national champion Indian Hills College and third-place national finisher Kennedy-King...season-high 17 points scored against both teams...season-high 16 rebounds twice versus Iowa Western.


### HIGH SCHOOL

Graduate of North Cedar High School...averaged 20.2 points, 11.2 rebounds and 4.5 blocks as a senior for a team which finished 21-1 overall...season-highs 32 points, 21 caroms and 11 blocks...named Big-East Conference MVP, second-team Des Moines Register, Iowa Newspaper Association and Associated Press...first-team all-Eastern Iowa and Quad-City Times, McDonalds Honorable Mention all-American...earned four letters in

basketball, two in cross country and one in baseball.

### PERSONAL

...son of Kristin and Van Coleman and Rick Anderson...majoring in Business...competes in sports for the self-satisfaction and enjoyment...hobbies include golf, music, stereos and basketball.



## #34 DAVID BIVINS

6-8, 267, Center  
Irvington, NJ

### AT NORTHERN IOWA

Expected to boost the team in the defensive rebounding department...has the ability to block or change shots, a tough defender in the paint...could share duties with Tyler Peterson at the four and five spot...believes he can score and works hard to get open...very aggressive.

### AT KENNEDY-KING

Averaged 10 points, 12 rebounds and 3.5 blocks as a sophomore...team finished 32-8 overall and advanced to the Final Four of the national junior college tournament...averaged seven points, nine rebounds and two blocks as a freshman.

### HIGH SCHOOL

Graduate of Irvington High School.

### PERSONAL

...son of Vanessa Bivins...majoring in General Studies...enjoys swimming and watching movies...most inspired by his uncle because "of the love I have for him"...enjoys sports because he can make people happy when they see him play.



## #5 MARTIN COON

6-3, 172, Guard-Forward  
Rochester, MN

### AT NORTHERN IOWA

A walkon transfer from St. Olaf College...redshirted in 1998-99...a great outside shooter...could play the two in certain situations...difficult to guard because he works so hard to get open.

### AT ST. OLAF

Attended St. Olaf in the 1997-98 season...averaged 10 points, five rebounds and three assists...received the St. Olaf Hustle Award...named to the conference's all-Freshman team.

### HIGH SCHOOL

Earned two letters each in football and basketball at Mayo High School...averaged 16 points, five rebounds and three assists as a

senior...named defensive Player of the Year, two-time All-Big 9 Conference, two-time All-City.

## PERSONAL

...son of Jim and Joanna Coon...majoring in psychology...plans on a career in sports psychology or being a guidance counselor...enjoys hot tubbing and playing cards...most inspired by his parents, because "they make time for their kids"...competes in sports for the understanding of team effort and working hard for what he wants.



## #4 KELVIN HILL

5-11, 169, Guard  
Minneapolis, MN

### AT NORTHERN IOWA

Has the athletic ability to get in the paint, to create things, can make shots...quick feet, can defend, can jump, can score...has a great deal of tenacity like a Tony Brus...will see some time at the two spot or small forward.

### AT NORTH DAKOTA STATE COLLEGE OF SCIENCE

Averaged 17.5 points, 2.7 steals, 2.8 assists and 6.5 rebounds in two years at junior college...shot 50 percent from the field and 38 percent from three-point range...as a freshman, regional


tournament MVP, all-conference...as a sophomore, first-team all-state, first-team all-region.

## HIGH SCHOOL

Averaged 17 points, six rebounds, three assists and four steals at Patrick Henry...Inner-City All-Star, all-conference, team MVP, five-time dunk contest winner, all-stater.

## PERSONAL

...son of Calvin and Vickie Fogie...majoring in Psychology...nicknamed "Kid"...enjoys cooking...inspired most by his uncle because of his work ethic and his own desire for playing basketball...plays sports because of the feel that he either needs to get better or that his hard work ethic is paying off.



## #21 CLOY "BOO" MILLER

5-10, 158, Guard  
Overland Park, KS

### AT NORTHERN IOWA

One of three true freshmen joining this year's team...gives more depth at point guard...a great athlete with good foot speed...40-inch vertical leap.

## HIGH SCHOOL

Three-year varsity starter at

Shawnee Mission North...averaged 18.5 points, 5.5 rebounds, five assists and 4.5 steals as a senior...team finished 19-6 overall, placing third in the state...McDonald's All-American nominee, first-team all-state, one of five selected to the all-Kansas City Metro squad, Johnson County Player of Year, Sunflower League Player of Year...as a junior, named Johnson County Defensive Player of Year, first-team all-Sunflower...won recent slam-dunk competition between Kansas and Missouri all-stars...earned three letters in basketball.

## PERSONAL

...son of Cloy and Netta Miller...majoring in Mass Communications...cousin of current UNI player Cory Jenkins...recruited by Kansas State and Creighton, among others...enjoys playing keyboard, drums and PlayStation...inspired most by his father because "he taught me everything I know"...plays sports because "it is fun and I wouldn't play if I thought it was a job".



## #42 DEREK PABEN

6-6, 211, Forward  
Pickrell, NE

### AT NORTHERN IOWA

One of three true freshmen joining this year's team...signed last




fall...expected to play the small forward spot...has good shooting range and solid skills...can play the three at 6-7...also visited Northern Arizona.

## HIGH SCHOOL

Averaged 22.7 points, 7.6 rebounds and two blocks at Beatrice High School...shot 54.1 percent from the field, 37.1 percent (26-70) from three-point range and 83.4 percent (126-151) at the line...captain of the Class B all-state team, second-team all-class all-stater, Omaha Prep Classic MVP, Grand Island Northwest Holiday Tournament all-tournament team selection, state tournament all-tourney, Class B scoring leader...set several school records, including total points in a career and season...rated by Street and Smith Magazine as one of the top 350 prep seniors in the country heading into his last season...as a junior, led Beatrice to the state championship with a 22-3 record...led team in scoring with 19 points per game, nine rebounds and two blocked shots averages...named Huskerland Class B Player of Year, first-team all-state Class B, second-team Super-State All-Class, first-team All-Sunland, captain of the Class B State Tournament all-Tournament team, Grand Island Holiday Tournament all-tourney, MVP of the Nebraska Prep Classic, played for Godfather's All-Star AAU team, leading it to the state championship...as a sophomore, led Beatrice to the state's Final Four with an 18-6 record...Led team in scoring with 15 points per game while averaging 6.5 rebounds and two blocked shots...named to the Class B all-state tournament team, honorable mention Class B, second-team All-Sunland...played for the Nebraska Valentino's Senior All-Star team and Team Nebraska All-Star AAU team...earned three letters in basketball and one in football.

## PERSONAL

...son of Dennis and Connie Paben...majoring in Architecture...most inspired by his brother Shane because he teaches "me a lot about life"...enjoys art and sports.



## #1 JAVORIE WILSON

6-4, 181, Forward  
Miami, FL

## AT NORTHERN IOWA

One of three true freshmen joining this year's team...signed in July...can post and play the perimeter...has very quick feet and great defensive ability.

## HIGH SCHOOL

Averaged 15 points, nine rebounds, two blocks and two steals for a Senior High School team which finished 19-1 overall...as a junior, team was 37-1 overall, won the state Class 6A title and was ranked second in the nation by USA Today...earned two letters in basketball...basketball scholar-athlete as a junior...All-Dade County, All-Star Team selection.

## PERSONAL

...son of Marsha Wilson...majoring in Business Management...enjoys working out and playing video games...nicknamed "Fat"...inspired most by his mother, because "being a single parent, she has made sacrifices for me and my brother and sisters. I want to make her proud and give (something) back to her"...enjoys competition because "I learn and get better, and learn to accept challenges".

# PLAYERS

## GAME-BY-GAME STATS

29

JOE BREAKENRIDGE 1998-99

G#	OPPONENT	G/ GS	/-- TOTAL --/			/--- 3PT ---/			FT/ FTA	FT%	PTS	OFF DEF TOT			PF/ D	AST	TO	BLK	STL	MIN
			FG/	FGA	FG%	FG/	FGA	FG%				REB	REB	REB						
1	Bowling Green	1/ 1	4/ 8	.500	0/ 0	.000	1/ 1	1.000	9	4	7	11	4/ 0	1	5	0	2	33		
2	Iowa	1/ 1	7/ 10	.700	0/ 0	.000	1/ 2	.500	15	2	5	7	3/ 0	0	0	0	2	34		
3	Tennessee Stat	1/ 1	7/ 13	.539	0/ 0	.000	2/ 3	.667	16	2	8	10	2/ 0	0	3	0	1	40		
4	Univ. of Miami	1/ 1	3/ 5	.600	0/ 0	.000	3/ 4	.750	9	4	8	12	3/ 0	2	4	0	3	29		
5	Iowa State	1/ 1	3/ 5	.600	0/ 0	.000	10/ 10	1.000	16	1	9	10	1/ 0	5	0	0	0	36		
6	Indiana State	1/ 1	6/ 8	.750	0/ 0	.000	0/ 0	.000	12	2	7	9	2/ 0	1	1	0	2	31		
7	Wisconsin-Gree	1/ 1	6/ 12	.500	0/ 0	.000	2/ 2	1.000	14	2	7	9	5/ 1	0	2	1	0	31		
8	Wright State	1/ 1	3/ 7	.429	0/ 0	.000	9/ 12	.750	15	2	7	9	2/ 0	1	4	2	2	40		
9	Southern Missi	1/ 1	4/ 7	.571	0/ 0	.000	1/ 1	1.000	9	1	6	7	2/ 0	1	1	1	1	32		
10	Southwest Miss	1/ 1	5/ 11	.455	0/ 0	.000	5/ 7	.714	15	2	6	8	1/ 0	0	1	0	1	35		
11	Bradley	1/ 1	5/ 6	.833	0/ 0	.000	0/ 0	.000	10	2	4	6	3/ 0	1	1	0	1	31		
12	Evansville	1/ 1	4/ 9	.445	0/ 0	.000	4/ 4	1.000	12	4	3	7	2/ 0	2	1	0	1	30		
13	Illinois State	1/ 1	3/ 6	.500	0/ 0	.000	2/ 2	1.000	8	2	2	4	3/ 0	1	1	0	0	32		
14	Evansville	1/ 1	2/ 6	.333	0/ 0	.000	2/ 2	1.000	6	3	7	10	2/ 0	2	2	1	3	34		
15	Southern Illin	1/ 1	3/ 5	.600	0/ 0	.000	4/ 4	1.000	10	1	11	12	1/ 0	1	2	2	0	35		
16	Southwest Miss	1/ 1	3/ 5	.600	0/ 0	.000	2/ 2	1.000	8	3	5	8	2/ 0	1	1	0	1	26		
17	Drake	1/ 1	6/ 9	.667	0/ 0	.000	3/ 4	.750	15	3	3	6	2/ 0	1	0	2	0	33		
18	Wichita State	1/ 1	2/ 4	.500	0/ 0	.000	5/ 7	.714	9	2	3	5	3/ 0	1	1	0	1	31		
19	Creighton	1/ 1	3/ 5	.600	0/ 0	.000	3/ 4	.750	9	1	4	5	3/ 0	0	0	1	2	33		
20	Bradley	1/ 1	2/ 5	.400	0/ 0	.000	1/ 2	.500	5	4	2	6	1/ 0	0	4	0	1	37		
21	Indiana State	1/ 1	3/ 7	.429	0/ 0	.000	2/ 2	1.000	8	1	6	7	2/ 0	1	2	0	0	29		
22	Creighton	1/ 1	3/ 7	.429	0/ 0	.000	3/ 5	.600	9	2	7	9	4/ 0	1	3	0	1	27		
23	Wichita State	1/ 1	5/ 6	.833	0/ 0	.000	16/ 18	.889	26	1	5	6	2/ 0	0	0	0	1	35		
24	Illinois State	1/ 1	3/ 6	.500	0/ 0	.000	1/ 1	1.000	7	1	4	5	2/ 0	0	5	0	0	33		
25	Southern Illin	1/ 1	6/ 10	.600	0/ 0	.000	1/ 1	1.000	13	2	11	13	1/ 0	0	2	0	3	35		
26	Drake	1/ 1	5/ 8	.625	0/ 0	.000	5/ 5	1.000	15	1	7	8	3/ 0	3	6	2	3	37		
27	Wichita State	1/ 1	1/ 5	.200	0/ 0	.000	5/ 6	.833	7	2	10	12	2/ 0	2	1	0	1	44		
Totals		27/ 27	107/ 195	.549	0/ 0	.000	93/ 111	.838	307	57	164	221	63/ 1	28	53	12	33	903		

JOE BREAKENRIDGE 1997-98

G#	OPPONENT	G/ GS	/-- TOTAL --/			/--- 3PT ---/			FT/ FTA	FT%	PTS	OFF DEF TOT			PF/ D	AST	TO	BLK	STL	MIN
			FG/	FGA	FG%	FG/	FGA	FG%				REB	REB	REB						
1	Iowa State	1/ 1	0/ 3	.000	0/ 1	.000	0/ 0	.000	0	2	1	3	1/ 0	0	2	0	0	14		
2	Chicago State	1/ 0	5/ 8	.625	0/ 0	.000	0/ 0	.000	10	4	1	5	0/ 0	1	1	0	0	13		
3	Missouri-Kansa	1/ 0	1/ 2	.500	0/ 0	.000	0/ 0	.000	2	0	2	2	0/ 0	1	1	1	0	9		
4	Wisconsin-Gree	1/ 0	0/ 0	.000	0/ 0	.000	0/ 0	.000	0	1	0	1	0/ 0	0	1	0	0	7		
5	Iowa	1/ 0	0/ 2	.000	0/ 0	.000	1/ 2	.500	1	2	1	3	0/ 0	3	0	0	0	7		
6	Tennessee Stat	1/ 0	0/ 1	.000	0/ 0	.000	0/ 0	.000	0	0	0	0	2/ 0	0	1	1	0	5		
7	Chicago State	1/ 0	0/ 2	.000	0/ 0	.000	0/ 0	.000	0	2	1	3	1/ 0	1	1	0	0	9		
8	Creighton	1/ 0	0/ 0	.000	0/ 0	.000	0/ 0	.000	0	0	0	0	0/ 0	0	0	0	0	1		
9	Southern Missi	1/ 0	0/ 0	.000	0/ 0	.000	1/ 2	.500	1	0	0	0	1/ 0	0	0	0	0	8		
12	Drake	1/ 0	0/ 0	.000	0/ 0	.000	0/ 0	.000	0	0	1	1	0/ 0	0	1	0	0	3		
Totals		10/ 1	6/ 18	.333	0/ 1	.000	2/ 4	.500	14	11	7	18	5/ 0	6	8	2	0	76		



# PANTHER

30

CORY JENKINS 1998-99

G#	OPPONENT	G/ GS	/-- TOTAL --/			/--- 3PT ---/			FT/ FTA	FT%	PTS	OFF DEF TOT			PF/ D	AST	TO	BLK	STL	MIN
			FG/ FGA	FG%	FG3	FG/ FGA	FG3	FG3				REB	REB	REB						
9	Southern Missi	1/ 0	2/ 5	.400		0/ 0	.000		3/ 4	.750	7	1	1	2	4/ 0	0	3	0	0	19
10	Southwest Miss	1/ 1	8/ 12	.667		0/ 0	.000		2/ 4	.500	18	4	5	9	4/ 0	0	1	0	2	34
11	Bradley	1/ 1	2/ 5	.400		0/ 0	.000		1/ 3	.333	5	5	4	9	4/ 0	0	4	1	1	33
12	Evansville	1/ 1	0/ 3	.000		0/ 0	.000		2/ 2	1.000	2	2	0	2	4/ 0	0	1	0	1	19
13	Illinois State	1/ 1	2/ 5	.400		0/ 0	.000		0/ 0	.000	4	2	5	7	3/ 0	1	4	0	0	17
14	Evansville	1/ 1	3/ 6	.500		0/ 1	.000		0/ 0	.000	6	0	1	1	4/ 0	2	0	0	0	19
15	Southern Illin	1/ 1	1/ 4	.250		0/ 0	.000		0/ 0	.000	2	0	5	5	3/ 0	1	2	1	0	24
16	Southwest Miss	1/ 1	2/ 3	.667		0/ 0	.000		0/ 0	.000	4	1	3	4	4/ 0	3	4	0	0	19
17	Drake	1/ 1	3/ 7	.429		0/ 0	.000		1/ 2	.500	7	1	4	5	3/ 0	0	2	1	0	23
18	Wichita State	1/ 1	0/ 1	.000		0/ 0	.000		0/ 0	.000	0	0	1	1	2/ 0	0	0	0	0	7
19	Creighton	1/ 1	3/ 4	.750		0/ 0	.000		2/ 5	.400	8	1	3	4	5/ 1	0	2	2	1	18
20	Bradley	1/ 1	5/ 9	.556		0/ 0	.000		1/ 3	.333	11	6	2	8	3/ 0	3	2	1	3	35
21	Indiana State	1/ 1	6/ 9	.667		0/ 1	.000		1/ 3	.333	13	2	2	4	4/ 0	0	0	0	0	35
22	Creighton	1/ 1	0/ 1	.000		0/ 0	.000		2/ 4	.500	2	2	1	3	2/ 0	1	2	1	2	32
23	Wichita State	1/ 1	1/ 3	.333		0/ 0	.000		2/ 3	.667	4	0	0	0	3/ 0	0	2	1	1	25
24	Illinois State	1/ 1	2/ 3	.667		0/ 0	.000		3/ 4	.750	7	0	5	5	3/ 0	1	0	0	2	18
25	Southern Illin	1/ 1	1/ 3	.333		0/ 0	.000		0/ 0	.000	2	2	3	5	4/ 0	1	4	1	0	20
26	Drake	1/ 1	6/ 7	.857		0/ 0	.000		0/ 2	.000	12	0	2	2	1/ 0	1	2	0	2	32
27	Wichita State	1/ 1	5/ 9	.556		0/ 1	.000		1/ 2	.500	11	3	1	4	5/ 1	2	2	1	1	32
Totals		19/ 18	52/ 99	.525		0/ 3	.000		21/ 41	.512	125	32	48	80	65/ 2	16	37	10	16	461

CORY JENKINS 1997-98

G#	OPPONENT	G/ GS	/-- TOTAL --/			/--- 3PT ---/			FT/ FTA	FT%	PTS	OFF DEF TOT			PF/ D	AST	TO	BLK	STL	MIN
			FG/ FGA	FG%	FG3	FG/ FGA	FG3	FG3				REB	REB	REB						
1	Iowa State	1/ 0	1/ 2	.500		0/ 1	.000		0/ 0	.000	2	2	1	3	1/ 0	0	1	0	1	11
2	Chicago State	1/ 0	0/ 0	.000		0/ 0	.000		4/ 4	1.000	4	2	3	5	3/ 0	0	0	1	0	19
3	Missouri-Kansa	1/ 0	1/ 5	.200		0/ 2	.000		0/ 0	.000	2	3	1	4	3/ 0	2	2	0	1	17
5	Iowa	1/ 0	1/ 1	1.000		0/ 0	.000		0/ 0	.000	2	0	0	0	3/ 0	0	2	0	0	5
6	Tennessee Stat	1/ 0	0/ 2	.000		0/ 0	.000		0/ 0	.000	0	1	1	2	2/ 0	0	1	0	1	8
7	Chicago State	1/ 0	3/ 6	.500		0/ 1	.000		2/ 3	.667	8	2	1	3	2/ 0	0	3	0	1	24
8	Creighton	1/ 0	1/ 3	.333		0/ 1	.000		0/ 2	.000	2	1	0	1	2/ 0	2	1	0	0	22
9	Southern Missi	1/ 1	4/ 7	.571		1/ 1	1.000		0/ 0	.000	9	2	4	6	2/ 0	0	1	1	1	23
10	Southern Illin	1/ 1	3/ 8	.375		2/ 2	1.000		0/ 0	.000	8	1	0	1	2/ 0	0	0	0	1	28
11	Wichita State	1/ 1	2/ 2	1.000		1/ 1	1.000		0/ 0	.000	5	0	2	2	4/ 0	0	1	0	0	16
12	Drake	1/ 1	0/ 2	.000		0/ 1	.000		0/ 0	.000	0	0	0	0	2/ 0	2	3	1	2	18
13	Bradley	1/ 1	1/ 4	.250		0/ 1	.000		1/ 2	.500	3	0	1	1	2/ 0	3	1	0	1	20
14	Evansville	1/ 1	2/ 8	.250		1/ 3	.333		0/ 1	.000	5	5	0	5	3/ 0	1	2	2	1	28
15	Indiana State	1/ 1	1/ 2	.500		0/ 1	.000		0/ 0	.000	2	0	1	1	2/ 0	1	3	0	0	18
16	Wichita State	1/ 1	0/ 0	.000		0/ 0	.000		0/ 0	.000	0	0	0	0	1/ 0	0	1	0	0	1
17	Southwest Miss	1/ 0	0/ 2	.000		0/ 1	.000		0/ 0	.000	0	1	2	3	0/ 0	2	1	0	1	18
18	Evansville	1/ 0	0/ 3	.000		0/ 1	.000		0/ 0	.000	0	3	2	5	2/ 0	2	0	0	0	10
19	Bradley	1/ 0	2/ 4	.500		0/ 0	.000		2/ 5	.400	6	0	1	1	1/ 0	2	1	0	1	18
20	Illinois State	1/ 0	1/ 3	.333		0/ 2	.000		0/ 0	.000	2	2	0	2	4/ 0	0	1	1	1	22
21	Southern Illin	1/ 0	1/ 3	.333		1/ 1	1.000		0/ 0	.000	3	1	1	2	3/ 0	2	1	0	0	22
22	Southwest Miss	1/ 0	3/ 5	.600		1/ 1	1.000		0/ 2	.000	7	3	1	4	4/ 0	0	1	0	0	20
23	Drake	1/ 1	5/ 10	.500		2/ 3	.667		2/ 3	.667	14	3	6	9	2/ 0	2	3	0	1	33
24	Creighton	1/ 1	3/ 6	.500		0/ 2	.000		1/ 3	.333	7	1	9	10	3/ 0	2	2	1	3	33
25	Indiana State	1/ 1	2/ 5	.400		0/ 1	.000		2/ 2	1.000	6	2	4	6	2/ 0	0	0	2	0	32
26	Illinois State	1/ 1	3/ 8	.375		1/ 3	.333		2/ 2	1.000	9	3	7	10	4/ 0	3	4	0	3	27
27	Southern Illin	1/ 1	5/ 11	.455		2/ 5	.400		0/ 0	.000	12	1	5	6	3/ 0	2	3	0	1	29
Totals		26/ 13	45/ 112	.402		12/ 35	.343		16/ 29	.552	118	39	53	92	62/ 0	28	39	9	21	522

# PLAYERS



CORY JENKINS 1996-97

G/ OPPONENT	G/ GS	/--- TOTAL ---/			/--- 3PT ---/			FT/ FTA	FT%	PTS	OFF DEF TOT			PF/ D	AST	TO	BLK	STL	MIN
		FG/	FGA	FG%	FG/	FGA	FG%				REB	REB	REB						
1 Wisconsin-Gree	1/ 0	1/ 3	.333		1/ 2	.500		0/ 0	.000	3	1	3	4	3/ 0	2	1	0	1	16
2 Oral Roberts	1/ 0	2/ 5	.400		0/ 2	.000		0/ 0	.000	4	3	3	6	1/ 0	0	1	0	0	18
3 Creighton	1/ 0	2/ 4	.500		1/ 1	1.000		0/ 0	.000	5	2	3	5	4/ 0	0	1	0	0	14
4 Iowa	1/ 0	4/ 9	.445		1/ 3	.333		0/ 0	.000	9	3	2	5	1/ 0	0	1	1	1	17
5 Texas-El Paso	1/ 1	0/ 5	.000		0/ 1	.000		2/ 2	1.000	2	3	3	6	2/ 0	2	3	0	0	24
6 Texas A&M	1/ 1	2/ 4	.500		0/ 1	.000		1/ 1	1.000	5	0	2	2	2/ 0	0	2	2	0	20
7 Missouri-Kansa	1/ 0	3/ 4	.750		2/ 2	1.000		2/ 2	1.000	10	0	0	0	3/ 0	4	0	2	0	22
8 Creighton	1/ 1	2/ 6	.333		0/ 3	.000		2/ 3	.667	6	3	1	4	3/ 0	1	3	0	0	26
9 Oral Roberts	1/ 1	0/ 1	.000		0/ 0	.000		0/ 0	.000	0	0	5	5	0/ 0	2	1	0	0	19
10 Illinois State	1/ 1	2/ 3	.667		0/ 1	.000		1/ 2	.500	5	2	1	3	3/ 0	2	6	0	2	30
11 Indiana State	1/ 1	3/ 6	.500		1/ 3	.333		2/ 2	1.000	9	3	4	7	3/ 0	0	3	0	1	33
12 Southwest Miss	1/ 1	1/ 6	.167		0/ 1	.000		1/ 2	.500	3	3	3	6	2/ 0	4	1	0	0	27
13 Southern Illin	1/ 1	1/ 2	.500		0/ 0	.000		0/ 0	.000	2	0	5	5	4/ 0	2	1	0	0	29
14 Bradley	1/ 1	1/ 1	1.000		0/ 0	.000		0/ 0	.000	2	1	2	3	4/ 0	0	0	0	0	8
15 Illinois State	1/ 1	3/ 3	1.000		0/ 0	.000		1/ 2	.500	7	2	2	4	1/ 0	2	2	0	0	18
16 Drake	1/ 1	4/ 9	.445		0/ 1	.000		2/ 2	1.000	10	0	3	3	2/ 0	1	2	1	0	28
17 Evansville	1/ 1	1/ 2	.500		0/ 0	.000		0/ 0	.000	2	2	1	3	4/ 0	0	3	1	0	15
18 Wichita State	1/ 1	1/ 5	.200		0/ 0	.000		0/ 0	.000	2	5	5	10	1/ 0	1	4	0	0	24
19 Southwest Miss	1/ 1	3/ 8	.375		0/ 1	.000		4/ 4	1.000	10	4	2	6	1/ 0	3	0	3	2	24
20 Indiana State	1/ 1	2/ 4	.500		0/ 1	.000		0/ 2	.000	4	1	5	6	1/ 0	3	3	0	0	23
21 Evansville	1/ 1	2/ 5	.400		0/ 1	.000		0/ 1	.000	4	2	6	8	1/ 0	1	3	0	1	20
22 Nebraska	1/ 1	1/ 6	.167		0/ 0	.000		2/ 2	1.000	4	0	5	5	4/ 0	2	2	2	2	24
23 Southern Illin	1/ 1	7/ 9	.778		0/ 0	.000		0/ 0	.000	14	4	4	8	3/ 0	3	3	0	2	27
24 Bradley	1/ 1	1/ 3	.333		0/ 0	.000		1/ 2	.500	3	2	2	4	4/ 0	1	1	0	1	19
25 Drake	1/ 1	3/ 5	.600		1/ 2	.500		2/ 2	1.000	9	0	4	4	1/ 0	2	1	0	1	24
26 Wichita State	1/ 1	3/ 7	.429		0/ 1	.000		0/ 0	.000	6	1	2	3	4/ 0	1	0	0	0	32
27 Evansville	1/ 1	2/ 4	.500		0/ 0	.000		0/ 0	.000	4	3	4	7	1/ 0	0	2	0	1	20
28 Illinois State	1/ 1	0/ 1	.000		0/ 0	.000		0/ 0	.000	0	0	2	2	1/ 0	0	1	1	0	16
Totals	28/ 23	57/ 130	.439		7/ 27	.259		23/ 31	.742	144	50	84	134	64/ 0	39	51	13	15	617

AARON MIDDENDORF 1998-99

G/ OPPONENT	G/ GS	/--- TOTAL ---/			/--- 3PT ---/			FT/ FTA	FT%	PTS	OFF DEF TOT			PF/ D	AST	TO	BLK	STL	MIN
		FG/	FGA	FG%	FG/	FGA	FG%				REB	REB	REB						
1 Bowling Green	1/ 1	1/ 5	.200		0/ 3	.000		2/ 2	1.000	4	0	2	2	4/ 0	1	3	0	0	27
2 Iowa	1/ 0	0/ 2	.000		0/ 1	.000		0/ 0	.000	0	0	1	1	4/ 0	0	2	0	0	19
3 Tennessee Stat	1/ 0	3/ 5	.600		3/ 3	1.000		4/ 7	.571	13	0	1	1	3/ 0	0	1	0	0	17
4 Univ. of Miami	1/ 0	1/ 3	.333		0/ 2	.000		0/ 1	.000	2	1	1	2	3/ 0	1	2	0	0	16
5 Iowa State	1/ 1	0/ 2	.000		0/ 1	.000		0/ 0	.000	0	0	1	1	2/ 0	0	1	0	1	12
6 Indiana State	1/ 0	1/ 5	.200		1/ 3	.333		2/ 2	1.000	5	0	5	5	1/ 0	0	1	1	0	19
7 Wisconsin-Gree	1/ 0	2/ 4	.500		2/ 3	.667		1/ 2	.500	7	2	2	4	2/ 0	1	0	0	0	27
8 Wright State	1/ 0	3/ 3	1.000		1/ 1	1.000		5/ 6	.833	12	1	2	3	2/ 0	2	2	1	3	24
9 Southern Missi	1/ 1	1/ 2	.500		1/ 2	.500		0/ 0	.000	3	0	0	0	1/ 0	0	0	0	0	12
10 Southwest Miss	1/ 0	2/ 5	.400		0/ 2	.000		1/ 3	.333	5	0	1	1	3/ 0	0	0	0	1	14
11 Bradley	1/ 0	0/ 1	.000		0/ 0	.000		4/ 4	1.000	4	0	1	1	1/ 0	0	1	0	0	11
12 Evansville	1/ 0	4/ 5	.800		0/ 0	.000		1/ 2	.500	9	0	0	0	1/ 0	0	0	0	1	9
13 Illinois State	1/ 0	3/ 5	.600		1/ 2	.500		2/ 4	.500	9	1	3	4	0/ 0	0	1	0	3	20
14 Evansville	1/ 0	3/ 10	.300		2/ 7	.286		0/ 0	.000	8	3	4	7	4/ 0	1	2	0	1	23
15 Southern Illin	1/ 0	1/ 3	.333		0/ 1	.000		0/ 0	.000	2	0	3	3	3/ 0	0	1	0	1	18
16 Southwest Miss	1/ 0	0/ 1	.000		0/ 0	.000		0/ 0	.000	0	0	6	6	5/ 1	0	1	0	3	22
17 Drake	1/ 0	1/ 3	.333		0/ 1	.000		2/ 3	.667	4	1	5	6	3/ 0	0	2	0	1	22
18 Wichita State	1/ 0	3/ 5	.600		1/ 3	.333		3/ 4	.750	10	0	2	2	4/ 0	0	1	0	0	30
19 Creighton	1/ 0	3/ 6	.500		1/ 2	.500		8/ 9	.889	15	3	5	8	4/ 0	1	2	1	1	25
20 Bradley	1/ 0	1/ 3	.333		1/ 1	1.000		4/ 4	1.000	7	2	2	4	3/ 0	0	3	1	1	23
21 Indiana State	1/ 0	1/ 2	.500		0/ 1	.000		2/ 2	1.000	4	0	6	6	3/ 0	0	0	0	1	24
22 Creighton	1/ 1	2/ 2	1.000		0/ 0	.000		2/ 4	.500	6	1	1	2	0/ 0	0	0	0	0	16
23 Wichita State	1/ 0	0/ 0	.000		0/ 0	.000		2/ 2	1.000	2	1	1	2	4/ 0	1	1	0	0	13
24 Illinois State	1/ 1	2/ 7	.286		1/ 3	.333		2/ 2	1.000	7	1	4	5	1/ 0	2	2	2	1	27
25 Southern Illin	1/ 0	2/ 3	.667		1/ 2	.500		5/ 8	.625	10	1	0	1	4/ 0	1	1	0	0	25
26 Drake	1/ 0	0/ 1	.000		0/ 0	.000		0/ 1	.000	0	1	1	2	1/ 0	2	1	0	0	12
27 Wichita State	1/ 0	1/ 4	.250		1/ 1	1.000		2/ 3	.667	5	2	0	2	2/ 0	0	1	0	0	16
Totals	27/ 5	41/ 97	.423		17/ 45	.378		54/ 75	.720	153	21	60	81	68/ 1	13	32	6	19	523



# PANTHER

32

TYLER PETERSON 1998-99

G/ OPPONENT	G/ GS	/-- TOTAL --/			/--- 3PT ---/			FT/ FTA			PTS	OFF DEF TOT			PF/ D	AST	TO	BLK	STL	MIN
		FG/	FGA	FG%	FG/	FGA	FG%	FT/	FTA	FT%		REB	REB	REB						
1 Bowling Green	1/ 1	6/ 12	.500	0/ 0	.000	2/ 3	.667	14	5	3	8	4/ 0	2	6	0	0	35			
2 Iowa	1/ 1	2/ 2	1.000	0/ 0	.000	1/ 4	.250	5	1	5	6	2/ 0	0	1	0	0	28			
3 Tennessee Stat	1/ 1	4/ 9	.445	0/ 0	.000	0/ 0	.000	8	2	4	6	5/ 1	1	2	0	3	33			
4 Univ. of Miami	1/ 1	2/ 10	.200	0/ 0	.000	3/ 3	1.000	7	3	5	8	1/ 0	0	2	0	0	38			
5 Iowa State	1/ 0	6/ 11	.546	0/ 0	.000	2/ 4	.500	14	0	0	0	4/ 0	0	2	0	0	39			
6 Indiana State	1/ 1	2/ 5	.400	0/ 0	.000	0/ 1	.000	4	0	7	7	0/ 0	1	2	1	0	30			
7 Wisconsin-Gree	1/ 1	2/ 7	.286	0/ 0	.000	4/ 5	.800	8	2	0	2	1/ 0	2	0	0	0	23			
8 Wright State	1/ 1	3/ 10	.300	0/ 0	.000	0/ 0	.000	6	1	1	2	3/ 0	1	1	0	0	25			
9 Southern Missi	1/ 1	1/ 5	.200	0/ 0	.000	4/ 5	.800	6	3	1	4	2/ 0	1	2	0	0	22			
11 Bradley	1/ 0	0/ 0	.000	0/ 0	.000	2/ 2	1.000	2	2	3	5	0/ 0	1	0	0	0	16			
12 Evansville	1/ 0	0/ 2	.000	0/ 0	.000	0/ 0	.000	0	0	2	2	3/ 0	2	1	0	0	12			
13 Illinois State	1/ 0	1/ 7	.143	0/ 0	.000	0/ 0	.000	2	0	0	0	3/ 0	0	1	0	1	14			
14 Evansville	1/ 0	2/ 5	.400	0/ 0	.000	0/ 0	.000	4	2	2	4	0/ 0	1	0	0	0	13			
15 Southern Illin	1/ 0	0/ 0	.000	0/ 0	.000	0/ 0	.000	0	0	0	0	0/ 0	0	0	0	1	3			
16 Southwest Miss	1/ 0	1/ 2	.500	0/ 0	.000	0/ 0	.000	2	0	1	1	1/ 0	0	0	0	0	9			
18 Wichita State	1/ 0	0/ 0	.000	0/ 0	.000	0/ 0	.000	0	0	0	0	3/ 0	0	0	0	0	12			
19 Creighton	1/ 0	0/ 0	.000	0/ 0	.000	0/ 0	.000	0	0	0	0	0/ 0	0	0	0	0	3			
20 Bradley	1/ 0	0/ 0	.000	0/ 0	.000	1/ 2	.500	1	0	0	0	0/ 0	0	0	1	0	3			
21 Indiana State	1/ 0	0/ 0	.000	0/ 0	.000	4/ 6	.667	4	0	1	1	2/ 0	1	0	0	1	8			
22 Creighton	1/ 0	3/ 3	1.000	0/ 0	.000	4/ 4	1.000	10	1	2	3	4/ 0	0	1	0	0	16			
23 Wichita State	1/ 0	2/ 3	.667	0/ 0	.000	4/ 4	1.000	8	0	3	3	2/ 0	1	3	0	0	19			
24 Illinois State	1/ 0	1/ 2	.500	0/ 0	.000	0/ 0	.000	2	1	3	4	2/ 0	0	1	0	0	16			
25 Southern Illin	1/ 0	1/ 2	.500	0/ 0	.000	1/ 2	.500	3	1	2	3	2/ 0	1	1	0	0	22			
26 Drake	1/ 0	1/ 1	1.000	0/ 0	.000	0/ 2	.000	2	1	0	1	1/ 0	0	1	0	0	8			
27 Wichita State	1/ 0	0/ 0	.000	0/ 0	.000	0/ 0	.000	0	1	0	1	0/ 0	0	0	0	0	3			
Totals	25/ 8	40/ 98	.408	0/ 0	.000	32/ 47	.681	112	26	45	71	45/ 1	15	27	2	6	450			

TYLER PETERSON 1997-98

G/ OPPONENT	G/ GS	/-- TOTAL --/			/--- 3PT ---/			FT/ FTA			PTS	OFF DEF TOT			PF/ D	AST	TO	BLK	STL	MIN
		FG/	FGA	FG%	FG/	FGA	FG%	FT/	FTA	FT%		REB	REB	REB						
7 Chicago State	1/ 0	2/ 2	1.000	0/ 0	.000	10/ 10	1.000	14	2	2	4	1/ 0	0	1	0	0	14			
8 Creighton	1/ 0	0/ 0	.000	0/ 0	.000	1/ 2	.500	1	0	1	1	1/ 0	0	0	1	0	3			
9 Southern Missi	1/ 0	1/ 3	.333	0/ 0	.000	1/ 2	.500	3	0	3	3	1/ 0	0	0	2	1	22			
10 Southern Illin	1/ 0	0/ 1	.000	0/ 0	.000	0/ 0	.000	0	0	0	0	1/ 0	0	0	0	0	6			
11 Wichita State	1/ 0	0/ 0	.000	0/ 0	.000	0/ 0	.000	0	0	0	0	1/ 0	0	2	0	0	5			
13 Bradley	1/ 0	0/ 3	.000	0/ 0	.000	0/ 0	.000	0	1	2	3	1/ 0	0	0	0	0	6			
14 Evansville	1/ 0	0/ 3	.000	0/ 0	.000	0/ 0	.000	0	0	0	0	0/ 0	0	0	0	0	4			
16 Wichita State	1/ 0	1/ 1	1.000	0/ 0	.000	0/ 2	.000	2	1	2	3	0/ 0	0	0	0	0	9			
17 Southwest Miss	1/ 0	1/ 6	.167	0/ 0	.000	2/ 2	1.000	4	0	1	1	0/ 0	0	0	0	0	7			
18 Evansville	1/ 0	0/ 0	.000	0/ 0	.000	0/ 0	.000	0	2	0	2	1/ 0	0	1	0	0	2			
19 Bradley	1/ 0	1/ 5	.200	0/ 0	.000	0/ 0	.000	2	0	0	0	3/ 0	1	0	0	0	15			
20 Illinois State	1/ 1	5/ 7	.714	0/ 0	.000	1/ 3	.333	11	1	3	4	4/ 0	0	2	0	0	25			
21 Southern Illin	1/ 0	2/ 4	.500	0/ 0	.000	1/ 3	.333	5	3	1	4	3/ 0	1	1	0	0	14			
22 Southwest Miss	1/ 0	0/ 2	.000	0/ 0	.000	1/ 2	.500	1	1	0	1	2/ 0	0	2	0	0	15			
23 Drake	1/ 0	1/ 1	1.000	0/ 0	.000	0/ 0	.000	2	0	0	0	1/ 0	0	0	1	1	5			
24 Creighton	1/ 0	1/ 3	.333	0/ 0	.000	0/ 0	.000	2	0	2	2	2/ 0	0	1	0	0	9			
25 Indiana State	1/ 0	1/ 2	.500	0/ 0	.000	0/ 0	.000	2	1	0	1	0/ 0	0	0	0	0	7			
26 Illinois State	1/ 1	1/ 3	.333	0/ 0	.000	2/ 2	1.000	4	2	3	5	3/ 0	1	1	0	0	21			
27 Southern Illin	1/ 0	2/ 2	1.000	0/ 0	.000	0/ 0	.000	4	1	0	1	2/ 0	1	0	1	0	5			
Totals	19/ 2	19/ 48	.396	0/ 0	.000	19/ 28	.679	57	15	20	35	27/ 0	4	11	5	2	194			

# PLAYERS



33

ROBBIE SIEVERDING 1998-99

G/ OPPONENT	G/ GS	/-- TOTAL --/			/--- 3PT ---/			OFF DEF TOT												
		FG/ FGA	FG%	FG3	FG/ FGA	FG%	FT/ FTA	FT%	PTS	REB	DEF	TOT	PF/ D	AST	TO	BLK	STL	MIN		
1 Bowling Green	1/ 0	2/ 7	.286		2/ 3	.667	0/ 0	.000	6	1	0	1	1/ 0	4	0	0	1	22		
2 Iowa	1/ 1	4/ 10	.400		1/ 3	.333	1/ 2	.500	10	0	3	3	2/ 0	2	2	0	0	28		
3 Tennessee Stat	1/ 1	7/ 15	.467		4/ 9	.445	8/ 11	.727	26	0	5	5	2/ 0	2	3	0	0	37		
4 Univ. of Miami	1/ 0	5/ 9	.556		2/ 4	.500	0/ 1	.000	12	0	1	1	1/ 0	1	2	0	1	21		
5 Iowa State	1/ 1	5/ 11	.455		2/ 4	.500	4/ 4	1.000	16	2	1	3	2/ 0	0	1	0	0	32		
6 Indiana State	1/ 1	1/ 5	.200		1/ 2	.500	1/ 2	.500	4	0	1	1	2/ 0	1	4	0	1	32		
7 Wisconsin-Gree	1/ 1	0/ 4	.000		0/ 2	.000	0/ 0	.000	0	0	5	5	1/ 0	0	3	0	0	20		
8 Wright State	1/ 1	7/ 14	.500		6/ 9	.667	0/ 2	.000	20	1	2	3	1/ 0	5	2	1	1	37		
9 Southern Missi	1/ 1	5/ 11	.455		3/ 6	.500	3/ 7	.429	16	1	1	2	2/ 0	3	2	0	1	40		
10 Southwest Miss	1/ 1	3/ 11	.273		1/ 5	.200	5/ 6	.833	12	0	0	0	3/ 0	2	6	0	0	24		
11 Bradley	1/ 1	5/ 12	.417		1/ 4	.250	4/ 4	1.000	15	1	4	5	4/ 0	5	2	0	1	37		
12 Evansville	1/ 1	8/ 15	.533		5/ 9	.556	4/ 4	1.000	25	1	2	3	3/ 0	4	7	0	0	34		
13 Illinois State	1/ 1	2/ 9	.222		2/ 8	.250	1/ 3	.333	7	0	6	6	0/ 0	3	2	1	0	39		
14 Evansville	1/ 1	5/ 12	.417		3/ 7	.429	0/ 0	.000	13	1	0	1	2/ 0	3	1	0	0	35		
15 Southern Illin	1/ 1	7/ 11	.636		5/ 5	1.000	4/ 5	.800	23	1	1	2	1/ 0	6	3	0	1	37		
16 Southwest Miss	1/ 1	3/ 9	.333		2/ 6	.333	6/ 7	.857	14	1	0	1	4/ 0	7	4	0	2	34		
17 Drake	1/ 1	3/ 8	.375		3/ 6	.500	0/ 0	.000	9	0	6	6	1/ 0	1	2	0	1	33		
18 Wichita State	1/ 1	6/ 16	.375		1/ 5	.200	8/ 9	.889	21	0	3	3	0/ 0	6	0	0	1	40		
19 Creighton	1/ 1	5/ 10	.500		3/ 5	.600	4/ 6	.667	17	1	1	2	3/ 0	2	5	1	2	38		
20 Bradley	1/ 1	7/ 15	.467		6/ 9	.667	9/ 9	1.000	29	0	2	2	3/ 0	3	5	0	1	41		
21 Indiana State	1/ 1	5/ 14	.357		3/ 8	.375	1/ 1	1.000	14	0	3	3	2/ 0	3	2	0	1	35		
22 Creighton	1/ 1	5/ 10	.500		1/ 5	.200	4/ 5	.800	15	0	2	2	0/ 0	3	5	0	6	30		
23 Wichita State	1/ 1	4/ 9	.445		0/ 3	.000	5/ 7	.714	13	0	4	4	1/ 0	3	5	1	3	39		
24 Illinois State	1/ 1	7/ 17	.412		3/ 7	.429	7/ 8	.875	24	2	3	5	1/ 0	1	3	1	1	38		
25 Southern Illin	1/ 1	3/ 11	.273		1/ 4	.250	8/ 8	1.000	15	0	4	4	3/ 0	1	7	0	1	39		
26 Drake	1/ 1	9/ 13	.692		7/ 9	.778	6/ 7	.857	31	0	1	1	2/ 0	1	0	0	1	37		
27 Wichita State	1/ 1	5/ 20	.250		0/ 5	.000	5/ 6	.833	15	4	3	7	2/ 0	2	4	1	2	43		
Totals	27/ 25	128/ 308	.416		68/ 152	.447	98/ 124	.790	422	17	64	81	49/ 0	74	82	6	29	922		

ANDY WOODLEY 1998-99


G#	OPPONENT	G/ GS	/-- TOTAL --/			/--- 3PT ---/			FT/ FTA	FT%	PTS	OFF DEF TOT			PF/ D	AST	TO	BLK	STL	MIN
			FG/ FGA	FG%	FG/ FGA	FG%	REB	REB				REB								
6	Indiana State	1/ 0	0/ 0	.000	0/ 0	.000	0/ 0	.000	0	0	0	0	1/ 0	0	1	0	0	1		
7	Wisconsin-Gree	1/ 0	0/ 0	.000	0/ 0	.000	0/ 0	.000	0	0	0	0	1/ 0	1	2	0	1	10		
8	Wright State	1/ 0	0/ 0	.000	0/ 0	.000	0/ 0	.000	0	0	0	0	0/ 0	0	0	0	0	1		
10	Southwest Miss	1/ 0	1/ 4	.250	1/ 3	.333	0/ 0	.000	3	1	0	1	3/ 0	4	3	0	6	19		
11	Bradley	1/ 1	0/ 4	.000	0/ 2	.000	2/ 2	1.000	2	0	0	0	4/ 0	0	4	0	3	18		
12	Evansville	1/ 0	0/ 0	.000	0/ 0	.000	0/ 0	.000	0	0	0	0	0/ 0	0	0	0	0	2		
13	Illinois State	1/ 0	0/ 0	.000	0/ 0	.000	0/ 0	.000	0	0	0	0	1/ 0	0	1	0	1	5		
15	Southern Illin	1/ 0	0/ 1	.000	0/ 1	.000	0/ 0	.000	0	0	0	0	0/ 0	0	0	0	1	4		
16	Southwest Miss	1/ 0	0/ 1	.000	0/ 1	.000	0/ 0	.000	0	0	1	1	1/ 0	1	1	0	1	12		
17	Drake	1/ 0	2/ 5	.400	2/ 5	.400	3/ 4	.750	9	0	0	0	3/ 0	4	2	0	4	22		
18	Wichita State	1/ 0	1/ 2	.500	1/ 2	.500	0/ 0	.000	3	0	0	0	0/ 0	0	2	0	0	5		
19	Creighton	1/ 0	0/ 0	.000	0/ 0	.000	0/ 0	.000	0	0	0	0	0/ 0	1	1	0	0	5		
20	Bradley	1/ 0	1/ 1	1.000	0/ 0	.000	1/ 2	.500	3	0	1	1	1/ 0	1	1	0	3	20		
21	Indiana State	1/ 0	1/ 3	.333	0/ 0	.000	0/ 0	.000	2	0	1	1	2/ 0	0	0	0	0	9		
22	Creighton	1/ 0	1/ 4	.250	1/ 2	.500	0/ 2	.000	3	1	1	2	3/ 0	0	2	0	2	23		
23	Wichita State	1/ 0	0/ 0	.000	0/ 0	.000	4/ 4	1.000	4	0	0	0	0/ 0	0	0	0	1	4		
24	Illinois State	1/ 1	0/ 2	.000	0/ 1	.000	0/ 0	.000	0	0	0	0	5/ 1	6	3	0	5	31		
25	Southern Illin	1/ 1	0/ 4	.000	0/ 3	.000	0/ 0	.000	0	0	1	1	1/ 0	3	1	0	1	16		
26	Drake	1/ 1	2/ 3	.667	1/ 2	.500	0/ 0	.000	5	0	4	4	3/ 0	7	3	0	1	33		
27	Wichita State	1/ 1	1/ 3	.333	0/ 1	.000	1/ 2	.500	3	2	0	2	3/ 0	1	3	0	1	23		
Totals		20/ 5	10/ 37	.270	6/ 23	.261	11/ 16	.688	37	4	9	13	32/ 1	29	30	0	31	263		



# PANTHER

## PLAYERS

### BRUS LEAVES UNI AS 12TH SCORER IN HISTORY



Guard Tony Brus used up his eligibility last season by moving up the all-time scoring chart, finishing his career with 1,179 points, ranking 12th in Panther

history.

The guard from Blue Grass, IA, was UNI's third-leading scorer last year, averaging 13.3 points. He missed the first eight regular-season games after breaking a bone in his foot during practice, then came back to start 17-of-19 games in his final campaign.


Brus scored in double digits 14 times last year, tallying a career-high 31 points against Illinois State and he had 23 points in UNI's Missouri Valley Conference Tournament game against Wichita State.

He also averaged 3.3 rebounds, 2.3 assists and 1.4 steals during his senior year and shot nearly 53 percent from the field and 72 percent at the line. He attempted a school MVC tournament-record 13 free throws against WSU.

Brus was a leader on and off the court. He was known for his bruising style of play—not afraid to take the ball to the basket, yet a competent perimeter player.



Aaron Middendorf



Tyler Peterson





**THIS IS  
NORTHERN  
IOWA**

**36-37  
University**

**38  
Academics**

**39  
Administration**

**40-41  
Sports Medicine  
Conditioning**





**T**he University of Northern Iowa, founded in 1876 as the Iowa Normal School, prides itself on providing a student-centered educational experience.

### IN THE HEART OF NORTHEAST IOWA

The University is located in Cedar Falls, Iowa, which is tucked away in the heart of northeast Iowa. Cedar Falls is a



community that still remembers what small-town American life is supposed to be. It combines diverse cultural entertainment, beautiful scenic nature trails, numerous historical landmarks and the warmth of midwest friendliness.



With a population of over 36,000, Cedar Falls has a secure, small-town atmosphere with all the advantages

of a much larger city. In combination with neighboring Waterloo, a population of more than 100,000 forms a culturally-rich metropolitan area.

### A DIVERSE STUDENT BODY

The University of Northern Iowa fosters a rich, diverse collegiate atmosphere. The University has made a commitment to increase educational opportunities for minority students and to diversify its student body and faculty. Students come from 46 states,



57 countries and all 99 Iowa counties. Fall 1999 enrollment stood at 13,553, the highest enrollment in history. Overall, UNI enrolled 11,764 undergraduate students and 1,565 graduate students in 1998.

### SOMETHING FOR EVERYONE

A campus-wide commitment to great teaching lies at the heart of UNI's reputation for providing

exceptional undergraduate education, as well as complementary programs at the master's, specialist's and doctoral levels. Building on its historic excellence in teacher education, the

University has developed outstanding programs in business, natural sciences, humanities and fine arts, and social and behavioral sciences. More than 110 undergraduate majors are offered in a variety of academic fields.

For the second consecutive year, U.S. News and World Report ranked UNI second in the Midwest Region's Top Public Universities category in its America's Best Colleges Guide.

### THE COLLEGES

Business Administration, Education, Humanities and Fine Arts, Natural Sciences, Social and Behavioral Sciences, and the Graduate College. Undergraduate degrees offered include Bachelor of Arts, Bachelor of Fine Arts, Bachelor of Liberal Studies, Bachelor of Music, Bachelor of Science and Bachelor of Technology; while graduate degrees can be obtained in the Master of Arts, Master of Arts in Education, Business Administration, Music, Public Policy, Science, Specialist in Education, Science, Doctor of Education, and Doctor of Industrial Technology.

### OFFERING THE BEST

UNI ranked first in the nation for the pass rate of first-time candidates on the Uniform Certified Public Accounting Examination of May 1997, according to the National Association of State Boards of Accountancy. UNI is the first state university in Iowa to provide full intranet and Internet access to its students in the residence halls. Formal exchange agreements with more than 15 universities across Europe, Asia and South America allow students to attend an overseas institution for a semester or an academic year while paying UNI tuition.

A new Educational Opportunity Programs Student Center has been created to address and satisfy the academic and social concerns of UNI's ethnic/minority population. UNI's chapter of the Public Relations Student Society of America received the 1998 Frederick H. Teahan Outstanding Chapter Award, the highest national



recognition a chapter can receive. UNI's School of Music has 100 percent job placement for music education graduates in elementary and secondary schools. UNI produced more



bachelor's degree chemistry degree graduates than any other Iowa college or university in the last 13 years.

### HIGHLIGHTS

UNI's National Program for Playground Safety, established in 1995, continues its goal of reducing the number and severity of playground-related injuries in the United States.

UNI has received a grant for more than one million dollars to train native speakers of languages other than English to be bilingual classroom teachers. About 250 UNI students spent the summer of 1998 providing recreation programs to the military's dependent youths in foreign lands through the Camp Adventure™ program, headquartered at UNI.

The Center for Energy and Environmental Education received a \$76,000 grant in the federal transportation bill of May 1998 to build and equip a Roadside Vegetation Center on campus, furthering the use of prairie plants to reduce maintenance costs and the use of herbicides on more than 480,000 acres of land along the state's highways.

UNI's Iowa Waste Reduction Center created a painting and coating waste reduction program for businesses across the country, while the Metal Casting Center is working with companies in the Midwest to provide

assistance in training employees, solving casting problems and conducting assessment audits for production and energy efficiencies.

### DISTINGUISHED FACULTY

Faculty and student interaction is valued not only in the classroom but in clinical and field contacts, extracurricular activities and research opportunities. The entire campus, not just the classroom, is viewed as a place for learning.



UNI Associate Professor of Earth Science Lynn Brant discovered a new species of diatom, a single-cell form of

algae found anywhere moisture is present. There are only 12,000 known



species of diatoms out of a suspected million. Professor David Buch, whose discovery of previously unknown works by Wolfgang Amadeus Mozart was published in the November 1997

Cambridge Opera Journal, was named the 1998 UNI Distinguished Scholar.

Kirk Manfredi, Associate Professor of chemistry, and his newly discovered procedure to extract lemon oil's main ingredient from used tires, were featured in the July 1997 issue of Discover magazine.

### DISTINGUISHED ALUMNI



Mark Steines

**\*Joy Corning**, former Lieutenant Governor for State of Iowa.


**\*Terry Goeke**, owner, Terrell Goeke and Assoc., interior designer. Michael Jordan is a client.

**\*Chuck Grassley**, U.S. Senator.

**\*Sherri Greenwald**, opera singer.

**\*John Gregory**, Iowa Barnstormers Head Coach.

**\*Carol LeBeau-Hamilton**, San Diego, CA, News Anchor.



Gary Kelley

**\*James Jones**, Denver Broncos, Indianapolis Colts, Baltimore Ravens, Detroit Lions professional player.

**\*Gary Kelley**, award-winning illustrator.

**\*Bryce Paup**, Green Bay Packers, Buffalo Bills, Jacksonville Jaguars professional player.

**\*Tom Pettit**, former NBC News correspondent.

**\*Nancy Powell**, U.S. Ambassador to Uganda.



Chuck Grassley



Nancy Price

**\*Nancy Price**, author, including "Sleeping With the Enemy". Movie version featured Julia Roberts.

**\*Frank Robinson**, U.S. Department of Education.

**\*Kenny Shedd**, Oakland Raiders professional player.

**\*Emmet Steele**, musician.

**\*Mark Steines**, Entertainment Tonight correspondent.

**\*Dedric Ward**, New York Jets professional player.



Bryce Paup



### BEST ACADEMIC SUPPORT AVAILABLE

One of the most important aspects of a future productive life is your education. Fortunately, this educational period comes early in life while you have the time and energies necessary to accomplish this very worthwhile goal. Obtaining a college education and ultimately a baccalaureate degree is the student-athlete's responsibility. The education process means budgeting your time wisely so that the educational, athletic and social aspects of your life have an appropriate share of time.

At the University of Northern Iowa, students may earn bachelor's degrees in more than 110 different majors. It is a university that values teaching. That means full-time faculty members teach in the classroom. More than 90 percent of UNI's classes have 50 or fewer students.

In recent years, more than 90 percent of UNI's entering freshmen rank in the top 50 percent of the high school classes, with about 60 percent ranking in the top 30 percent. Graduation rates at UNI place it second on a list of 11 comparable public comprehensive universities.



At given times, students may find it necessary to ask for help in accomplishing an educational task. With the help of athletics Academic Advisor Vicki Melnick, the following services are available to students for obtaining guidelines and/or specific help.

Melnick can help with scheduling, choice of major, selection of a major advisor, tutorial services and to screen degree audit.

#### ACADEMIC ADVISING SERVICES

Academic Advising Services provides a variety of services to help students achieve their personal, career, and academic goals at UNI.

Professional and peer advisors help students:

- clarify life/educational goals
- utilize University resources
- select appropriate courses
- resolve academic difficulties
- interpret institutional academic requirements

The Reading/Learning Strategies Program provides many services for students, including free four-week courses in:

- Speed Reading
- Effective Study Strategies
- Study Reading

#### CENTER FOR ACADEMIC ACHIEVEMENT

The Center for Academic Achievement is a student service organization. Its goal is to provide all students with the assistance necessary to develop or polish the academic skills that are essential to the pursuit of a college degree. The services are threefold:

- Reading
- Writing
- Mathematics

#### EDUCATIONAL OPPORTUNITY PROGRAM

The mission of the Educational Opportunity Program is to provide supportive services which are essential for the identification, recruitment, retention and graduation of minority and educationally disadvantaged students who traditionally have not had equal access to higher educational institutions. These services are provided to participants:

- Academic & Career Counseling
- Tutorial Services
- Financial Aid Counseling & Advising
- Personal Counseling
- Course Selection & Registration
- Educational Planning

## DR. ROBERT KOOB PRESIDENT

Robert Koob, a Northern Iowa alumnus, returned to his alma mater in August of 1995 as its eighth president. A 1962 graduate of what was then State College of Iowa, Koob was named president July 1, 1995, by the Iowa State Board of Regents.

Koob had been a senior vice president and vice president for academic affairs at California Polytechnic State University at San Luis Obispo, CA, since 1990.

Prior to his position at Cal Poly, the 55-year old Koob was vice president of academic affairs at North Dakota State from 1985-90 and he served a one-year term as interim president from 1987-88.



At Cal Poly, Koob was director and chair of the Cal Poly Foundation and served on a number of CSU system committees, including the CSU Commission on Telecommunications Infrastructure.

He began his teaching career at North Dakota State in 1967 as an assistant professor of chemistry, advancing to professor of chemistry in 1972. He served that institution in several capacities before assuming the vice presidency. He was chair of the chemistry department for six years, and acting chair of the physics department one year, as well as dean of the College of Science and Mathematics from 1981-84.

Koob graduated from SCI with a bachelor's in chemistry and earned his doctorate in chemistry from Kansas in 1967. He and his wife, Yvonne, have seven grown children.

"It's an honor for me, as a UNI graduate, to return as president," he said upon his appointment. "I can't imagine anyone being more honored in the state of Iowa."

## RICK HARTZELL DIRECTOR OF ATHLETICS

Rick Hartzell, former Director of Athletics and Recreation at Bucknell University, was named Director of Athletics at Northern Iowa August 9, 1999.

At the press conference announcing his appointment, UNI Vice President for Administration and Finance, John Conner, said, "Rick is a bright, articulate team-builder with a highly developed sense of the contribution intercollegiate athletics makes to the quality of the entire Northern Iowa community. He brings not only exceptional experience in athletic programming, but a strong personal relationship and loyalty to Panther athletics."



Hartzell had been at Bucknell since 1988, directing a Division I program with 1-AA football consisting of 28 sports. During his tenure, he initiated and completed several building projects costing over \$10 million dollars and guided the department through the NCAA certification and the gender equity review. He also hired over 45 new staff members and completely reorganized the department.

Bucknell's football program claimed the Patriot League title in 1996 and was nationally ranked in both 1996 and '97. The men's cross country, wrestling, men's lacrosse and water polo teams reached the Top 20 in the country during Hartzell's reign, and the men's basketball team played in the NCAA Tournament twice.

Additionally, Hartzell directed a \$25 million dollar fundraising effort, and Bucknell ranked first in the nation in the graduation rate of all

student-athletes in 1995 and '97, and never ranked lower than fourth in the annual NCAA statistics.

Prior to his appointment at Bucknell, Hartzell was Director of Athletics and Chairman of Physical Education and Recreation at the University of Maryland-Baltimore County from 1985-88, directing a 19-sport program which moved from Division II to Division I during his tenure.

Prior to being named at Baltimore County, he was an Assistant Athletic Director for Football and Men's and Women's Basketball at

Northwestern University from 1982-85; was an Administrative Assistant to the Director of Athletics and Assistant Baseball Coach from 1980-82 at the University of Iowa; and an instructor, Assistant Football Coach and Head Baseball Coach from 1977-80 at Coe College.

Hartzell is no stranger to UNI. He played football and baseball for the Panthers. He received his bachelor's degree in Physical Education and English from UNI in 1974, and his master's in Educational Administration in 1977.

He was a five-sport letterman at Klemme, IA, High School.

He has two children—Nate, 19, and Amanda, 17.

"I'm very excited to be here," Hartzell said at his press conference. "It's great to be home...It's an honor and privilege for me to be back...I'm really excited about where I think we can go with this program...I think the potential of this program in both the (Missouri) Valley and the Gateway is outstanding. I know that the aspirations are high...My goal is to serve coaches, our staff, and students, as well as our alumni and local community."



# M E D I C A L

## TOP-NOTCH MEDICAL STAFF

**T**he Northern Iowa sports medicine program features top-rate facilities and the outstanding services of sports and health care professionals.

The sports medicine program focuses on injury prevention. Staff members utilize Merac strength-testing devices, provide dietary analysis, measure physiological capacity and outline programs to improve an athlete's flexibility.

Athletic trainers and physicians work together to design rehabilitation programs for injured athletes. A wide variety of facilities and equipment, not only in the Sports Medicine Lab but in the Wellness and Recreation Center, including swimming pools, Merac equipment, Stairmasters and various exercise bikes, help athletes rehabilitate injuries and minimize the loss of fitness during recuperative time.

In addition, the UNI Student-Athlete Assistance Program (SAAP) provides confidential, professional and voluntary assistance and support to student-athletes regarding personal problems that are adversely affecting their academic or athletic performance. The SAAP offers education and assistance regarding alcohol/drug

problems, emotional problems, family difficulties, health/physical problems, financial and legal problems and eating disorders, among others.

**D**irector of Sports Medicine Darryl Conway joined the UNI athletic department just this fall after serving as head athletic trainer and lecturer in the Department of Health, Physical Education, Recreation and Dance at Morgan State University since March of 1998.

Prior to his stint at MSU, he was an assistant trainer and assistant professor in the College of Health and Nursing Services at the University of Delaware from 1996-98, and was an assistant trainer with the New York Jets Football Club from 1993-96.

Conway received his Master of Arts in Physical Education from Adelphi University in 1995 and a Magna Cum Laude Bachelor of Science in Physical Education Studies from Delaware in 1993.

He has been a Certified Athletic Trainer since 1993, a Certified Club Coach from the United States Weightlifting Federation since 1996 and a National Athletic Trainers Association



**DARRYL CONWAY**  
Director of Sports Medicine

Board of Certification Examination Examiner since March of 1999.

He's a member of the National Athletic Trainers Association, the National Strength and Conditioning Association, and the United States Weightlifting Federation. He has contributed to a multitude of publications and has been a presenter in numerous clinics and workshops. He also has served as the Medical Director for the National Youth Sports Program and as athletic trainer for several special athletic events, including the United States Field Hockey Olympic Team Tryout Camp in 1996.

He was born March 17, 1971.



**Nancy Bowers**  
Asst. Director



**Matt Gage**  
Asst. Director



# STRENGTH

## CARRYING THEIR WEIGHT

### STRENGTH TRAINING WITH THE BEST

**T**he Northern Iowa strength and conditioning program is a blend of science, technology and one-on-one attention to each athlete.

Throughout the year, UNI athletes can spend more time working on strength and conditioning than any other aspect of their game. During the off-season, athletes work on strength improvement, speed, power, agility and conditioning. The in-season program is devoted to continuation of strength gains and performance-related conditioning.

Throughout an athlete's first year on campus, baseline measures of strength, speed, power, agility, flexibility and endurance are collected. Measure of body composition and weight also are recorded. With this information, goals are set for development and maintenance. Programs are established for each basketball player by strength and conditioning coach Jim Kramer.

**A** 1989 graduate of Wisconsin-LaCrosse, Kramer joined the UNI staff in July of 1997.

At the time of his appointment, he had been an assistant director of player development since 1995 for the Georgia Tech Athletic Association and prior to that, was strength and conditioning coach from 1993-95. He also served as an assistant strength and conditioning coach at Appalachian State from 1990-92.

Other professional experience includes serving as the intern strength and condition coach at the United States Olympic Training Center from August through December 1989 and as a volunteer in that position at Wisconsin-LaCrosse.

A native of Platteville, WI, he received his master's degree in exercise science from Appalachian State in August of 1993. He was the 91kg champion at the American Weightlifting Championships in 1996



**JIM KRAMER**  
Strength & Conditioning

and was a National Strength and Conditioning Association Challenge Scholarship recipient. He was an NAIA Academic All-American wrestler at UW-LaCrosse and was a member of that school's 1985 NAIA national championship football team.

He's a certified level 1 Olympic weightlifting coach and a certified strength and conditioning specialist. He was named the 1999 Missouri Valley Conference Professional of the Year and was named the 1999 NSCA Strength and Condition Professional of the Year.

He's married to the former Kimberly Hollister.



**Tim Birkey**  
Asst. Strength





THE UNI-DOME, a multi-purpose coliseum, was one of the first domed facilities used in cold-weather areas. Built primarily with funds provided by the UNI Foundation, the \$7 million facility has fixed seating for 16,324 and is home to the Panther football, men's basketball and indoor track teams.



THE WELLNESS-RECREATION CENTER, an \$18.3 million facility, is attached to the north side of the UNI-Dome and was opened in the fall of 1997. It's home to the Panther men's and women's swimming teams and one of the weight rooms.



THE OUTDOOR TRACK was completed in time for the Panthers to host the 1998 Missouri Valley Conference Outdoor Track and Field Championships.

THE WEST GYM is home to the Panthers' wrestling and volleyball teams, and also will be the home court for UNI's women's basketball team this year. The facility was remodeled this past summer with a new floor, locker rooms and lower bleacher seating.



The Panthers have played before seven sellout crowds in the UNI-Dome.

Northern Iowa fans and athletes benefit from some of the nation's finest on-campus athletic facilities. The UNI-Dome has long been one of 1-AA college

football's best home turf advantages, and the Panther men's basketball team and men's and women's track teams also use the multi-purpose facility. UNI's outdoor track and field facility hosted its first outdoor meets in 1998, including the Missouri Valley Conference Championships. The new Wellness Recreation Center houses a state-of-the-art competitive pool, while the West Gym's intimate venue hosts wrestling meets, volleyball matches and women's basketball games.





## MISSOURI VALLEY

44-45  
The Conference

46-50  
Statistics and  
Records

51-52  
Composite  
Schedule



# MISSOURI VALLEY

## THE MISSOURI VALLEY CONFERENCE

**A**s it enters the next millennium, the Missouri Valley Conference continues to lead by example as one of college athletics most progressive conferences. Now in its 93rd year of existence, the Valley emphasizes the importance of the student-athlete and is aggressive in its approach to provide opportunities for its member institutions.

Based in St. Louis since 1985, the Valley has been aggressive in the approach to playing host to NCAA basketball championship events, producing a revenue-generating in-house television network, bidding out the right to play host to its several sport championships and leading title sponsorships for those events.

Under the direction of J. Douglas Elgin, the ninth commissioner in Valley history, the Valley has played host to the 1993, 1998 and 1999 NCAA Division I men's Basketball Midwest Regionals. In fact, the league will play host to four NCAA basketball championship events in the next six years. It will host the 2001 NCAA Women's Basketball

Final Four at Kiel Center on March 30 and April 1, it will host the men's 2005

Final Four April 2 and 4 at the Trans World Dome, and it will serve as host for the 2004 men's Midwest Regional at the Dome. Also, it will host the men's 2002 first and

second rounds of the South Regional on March 14 and 16 at the Dome.

The oldest athletic conference west of the Mississippi River, the Valley has been cutting-edge in the area of its television network. Beginning in 1993-94, it took its television network in-house and began to produce, syndicate and sell a televised package of regular-season and tournament events for distribution on local broadcast and national cable networks. The package includes more than 30 men's and women's basketball games and selected other tournament championship events that air on ESPN, espn2, Fox Sports Network, and on statewide cable systems and local broadcast stations throughout the Midwest.

The five schools which formed the Missouri Valley Intercollegiate Athletic Association in 1907 were Washington University of St. Louis, Iowa, Kansas, Missouri and Nebraska. Two months after the initial meeting, two more schools—Drake and Iowa State—were admitted.

Basketball became the first competitive sport. Today, the Valley sponsors baseball, men's and women's basketball, men's and women's cross

country and indoor and outdoor track, men's and women's golf, men's and women's soccer, softball, men's and women's swimming and diving, men's and women's tennis and women's volleyball.

Athletic accomplishments on the men's side include four national basketball championships, 17 trips to the NCAA Men's Basketball Final Four and a 1989 national baseball championship. Valley student-athletes and coaches have become household names during the conference's illustrious history, both during their collegiate careers and, for some, professional careers, including Hersey Hawkins, Larry Bird, Wes Unseld, Coach Henry Iba of Oklahoma State, Dave Stallworth, Ed Macauley and Oscar Robertson; in addition to Xavier McDaniel, Chet Walker and Bob Kurland.

The inclusion of women's programs under the Valley banner has provided an immediate boost. During the 1992-93 academic year, women's athletics were brought under the Valley umbrella for the first time. The Gateway Collegiate Athletic Conference—which began in 1982—merged with the Valley and was unveiled as part of the new conference in 1992.

The 1998-99 academic year was perhaps the greatest year in the Valley's history. In all, it received a total of six at-large bids to NCAA championships—two in men's basketball and baseball and one in women's basketball and women's volleyball. As a league, the Valley's men's and women's basketball programs finished eighth and ninth, respectively, in the final NCAA Ratings Percentage index report—the highest ranking for both genders.

### THE VALLEY

MISSOURI VALLEY CONFERENCE

#### THE MISSOURI VALLEY CONFERENCE

1000 Union Station  
Suite 105  
St. Louis, MO 63103  
www.mvc.org  
314-421-0339  
314-421-3505 Fax

#### MISSOURI VALLEY Staff

Commissioner  
Senior Associate  
Commissioner  
Associate Commissioner  
Assistant Commissioner  
Assistant Commissioner  
Director of Operations  
Assistant Media Relations  
Director  
Director of Marketing  
Assistant to the  
Commissioner  
Administrative Assistant  
Receptionist

J. Douglas Elgin

Patty Viverito  
Joe Mitch  
Jack Watkins  
Mike Kern  
John Sanders

Stacey Montooth  
Tammy Wildman

Helen Heugel  
Maxine Day  
Joyce Richman



Doug Elgin



Patty Viverito



Joe Mitch



Jim Bain



The Valley sent three men's basketball teams—Creighton, Evansville and Southwest Missouri State, with SMS reaching the Sweet Sixteen. In women's basketball, SMS and UE advanced to the NCAAAs, while Creighton, Drake, Indiana State and Wichita State were invited to the NIT, with Drake advancing to the Final Four.

CU advanced to the soccer quarterfinals, while Northern Iowa and Illinois State played in the NCAA volleyball tournament.

Since 1980, some 36 Valley teams have played in the NCAA Tournament, with nine of those teams advancing to the College World Series in the last 15 years.

Current members of the league include Bradley, Creighton, Drake, Evansville, Illinois State, Indiana State, Northern Iowa, Southern Illinois, Southwest Missouri State and Wichita State.

## 1998-99 VALLEY AWARDS ALL-CONFERENCE

### FIRST TEAM

Rob Dye, Bradley  
Marcus Wilson, Evansville  
Rodney Buford, Creighton  
Danny Moore, SW Missouri  
Monte Jenkins, S. Illinois

### SECOND TEAM

Maurice Evans, Wichita St.  
Jason Perez, Wichita St.  
Rodney Buford, Creighton  
Nate Green, Indiana State  
**Sean Stackhouse, N. Iowa**

### HONORABLE MENTION

Doug Swenson, Creighton  
William Fontleroy, SW Missouri  
Matt Renn, Indiana State  
Craig Snow, Evansville  
L. Dee Murdock, Illinois State  
Eric Roberson, Bradley  
**Joe Breakenridge, N. Iowa**  
Kevin Ault, SW Missouri  
Ryan Sears, Creighton  
Matt Woodley, Drake  
Dontay Harris, Drake

### MOST IMPROVED

Curt Begle, Evansville  
Craig Snow, Evansville  
**Joe Breakenridge, N. Iowa**  
William Fontleroy, SW Missouri  
Monte Jenkins, S. Illinois

### ALL-NEWCOMER

**Sean Stackhouse, N. Iowa**  
L. Dee Murdock, Illinois State  
Tarise Bryson, Illinois State  
Ricky Collum, S. Illinois  
Dontay Harris, Drake

### ALL-DEFENSE

Rob Dye, Bradley  
Eric Roberson, Bradley  
Monte Jenkins, S. Illinois  
Doug Swenson, Creighton  
Jeremy Stanton, Evansville

### ALL-BENCH

Curt Begle, Evansville  
Gavin Schairer, Bradley  
Corie Brandon, Creighton  
Nerijus Karlikanovas, Creighton  
Jushua Cross, S. Illinois

### ALL-TOURNAMENT TEAM

MVP Rodney Buford, Creighton  
Ben Walker, Creighton  
Marcus Wilson, Evansville  
Craig Snow, Evansville  
Rob Dye, Bradley

### All-Academic

**FIRST TEAM**  
Ryan Sears, Creighton  
Sean Riley, Illinois State  
Michael Menser, Indiana State  
Nate Green, Indiana State  
Matt Renn, Indiana State

### HONORABLE MENTION

Curt Begle, Evansville  
Lance Brown, S. Illinois  
Tarise Bryson, Illinois State  
Maurice Evans, Wichita State  
Matt West, Creighton

## 1998-99 MISSOURI VALLEY STANDINGS (Regular Season)

	MVC			Overall		
	W	L	Pct	W	L	Pct
Evansville	13	5	.722	23	9	.719
Creighton	11	7	.611	21	8	.724
Southwest Missouri State	11	7	.611	20	10	.667
Bradley	11	7	.611	17	11	.607
Southern Illinois	10	8	.556	15	12	.556
Indiana State	10	8	.556	15	12	.556
Illinois State	7	11	.412	16	15	.516
Wichita State	6	12	.333	13	17	.433
Northern Iowa	6	12	.333	9	18	.333
Drake	5	13	.278	10	17	.370

**COACH OF YEAR:** Jim Crews, Evansville

**PLAYER OF YEAR:** Marcus Wilson, Evansville

**NEWCOMER OF YEAR:** Tarise Bryson, Illinois State

**FRESHMAN OF YEAR:** Victor Williams, Illinois State

**DEFENSIVE PLAYER OF YEAR:** Monte Jenkins, S. Illinois

## 1999 TOURNAMENT RESULTS

### First Round

#9 Wichita State 74, #8 Northern Iowa 72 (OT)

#7 Illinois State 51, #10 Drake 47

### Quarterfinals

#1 Evansville 79, #9 Wichita State 71

#4 Bradley 62, #5 Southern Illinois 59

#2 Creighton 68, #7 Illinois State 63

#3 Southwest Missouri 79, #6 Indiana State 78 (OT)

### Semifinals

#1 Evansville 64, #4 Bradley 63

#2 Creighton 78, #3 Southwest Missouri 70

### Final

#2 Creighton 70, #1 Evansville 61



# MISSOURI VALLEY

## 1998-99 MVC INDIVIDUAL STATISTICAL LEADERS (ALL GAMES)

### SCORING

Player-Team	G	FG	3FG	FT	Pts	Avg/G
Maurice Evans-WSU	28	211	69	141	632	22.6
Marcus Wilson-UE	33	216	85	165	682	20.7
Rodney Buford-CU	31	206	55	109	576	18.6
Rob Dye-BU	29	152	57	143	504	17.4
Jason Perez-WSU	30	182	56	85	505	16.8
Danny Moore-SMS	33	194	4	151	543	16.5
<b>Sean Stackhouse-UNI</b>	<b>23</b>	<b>133</b>	<b>63</b>	<b>49</b>	<b>378</b>	<b>16.4</b>
<b>Robbie Sieverding-UNI</b>	<b>27</b>	<b>128</b>	<b>68</b>	<b>98</b>	<b>422</b>	<b>15.6</b>
Tarise Bryson-ILS	30	141	68	115	465	15.5
Monte Jenkins-SIU	27	132	60	67	391	14.5

### STEALS

Player-Team	G	Steals	Avg/G
Rob Dye-BU	29	79	2.72
Matt Woodley-DU	27	68	2.52
Kevin Ault-SMS	33	79	2.39
Nate Green-INS	27	61	2.26
Eric Roberson-BU	29	64	2.21
Ryan Sears-CU	31	68	2.19
Rodney-Buford-CU	31	59	1.90
Jason Perez-WSU	30	55	1.83
William Fontleroy-SMS	33	52	1.58
<b>Andy Woodley-UNI</b>	<b>20</b>	<b>31</b>	<b>1.55</b>

### ASSISTS

Player-Team	G	Assists	Avg/G
Nate Green-INS	27	125	4.63
Jeremy Stanton-UE	33	148	4.48
William Fontleroy-SMS	33	134	4.06
Ryan Sears-CU	31	124	4.00
Michael Menser-INS	23	81	3.52
Vic Williams-ILS	31	103	3.32
Eric Roberson-BU	29	93	3.21
Jason Perez-WSU	30	91	3.03
Matt Woodley-DU	27	79	2.93
Craig Steven-WSU	25	71	2.84

### FREE THROW PERCENTAGE

Player-Team	G	FTM	FTA	Pct
Marcus Wilson-UE	33	165	184	.897
<b>Joe Breakenridge-UNI</b>	<b>27</b>	<b>93</b>	<b>111</b>	<b>.838</b>
Jason Perez-WSU	30	85	102	.833
Tarise Bryson-ILS	30	115	140	.821
Rodney Buford-CU	31	109	133	.820
Rob Dye-BU	29	143	176	.813
Maurice Evans-WSU	28	141	178	.792
<b>Robbie Sieverding-UNI</b>	<b>27</b>	<b>98</b>	<b>124</b>	<b>.790</b>
Matt Woodley-DU	27	88	112	.786
Doug Swenson-CU	31	80	105	.762

### FIELD GOAL PERCENTAGE

Player-Team	G	FG	FGA	Pct
Kwame James-UE	33	123	199	.618
L. Dee Murdock-ILS	22	124	221	.561
Sean Riley-ILS	31	105	191	.550
<b>Joe Breakenridge-UNI</b>	<b>27</b>	<b>107</b>	<b>195</b>	<b>.549</b>
Doug Swenson-CU	31	136	250	.544
<b>Tony Brus-UNI</b>	<b>19</b>	<b>91</b>	<b>173</b>	<b>.526</b>
Marcus Wilson-UE	33	216	422	.512
Jason Perez-WSU	30	182	361	.504
Craig Snow-UE	33	167	333	.502
Danny Moore-SMS	33	194	400	.485

### REBOUNDS

Player-Team	G	Rebounds	Avg/G
<b>Joe Breakenridge-UNI</b>	<b>27</b>	<b>221</b>	<b>8.2</b>
Dontay Harris-DU	27	203	7.5
Rodney Buford-CU	29	208	7.2
Matt Renn-INS	26	184	7.1
Chris Thunell-SIU	27	184	6.8
Danny Moore-SMS	33	201	6.1
L. Dee Murdock-ILS	22	135	6.1
Curt Begle-UE	31	179	5.8
Craig Snow-UE	32	184	5.8

### 3-PT. FIELD GOALS/GAME

Player-Team	G	3FG	3FGA	Pct
<b>Sean Stackhouse-UNI</b>	<b>23</b>	<b>63</b>	<b>174</b>	<b>2.74</b>
Marcus Wilson-UE	33	85	182	2.58
Ricky Collum-SIU	27	69	189	2.56
<b>Robbie Sieverding-UNI</b>	<b>27</b>	<b>68</b>	<b>152</b>	<b>2.52</b>
Maurice Evans-WSU	28	69	164	2.46
Tarise Bryson-ILS	30	68	162	2.27
Monte Jenkins-SIU	27	60	158	2.22
Armand LeVasseur-DU	27	59	171	2.19
Rob Dye-BU	29	57	160	1.97
Michael Menser-INS	23	44	132	1.91

### BLOCKS

Player-Team	G	Blocks	Avg/G
Danny Moore-SMS	33	82	2.48
Doug Swenson-CU	31	52	1.68
LeRoy Watkins-ILS	30	49	1.63
Nate Green-INS	27	32	1.19
Sean Riley-ILS	31	34	1.10
Derrick Tilmon-SIU	26	27	1.04
Matthew Lee-BU	28	26	0.93
Djibril Kante-INS	26	22	0.85
Milo Kirsh-BU	28	23	0.82
Maurice Evans-WSU	28	22	0.79

### 3-PT. GOAL PERCENTAGE

Player-Team	G	3FG	3FGA	Pct
Marcus Wilson-UE	33	85	182	.467
<b>Robbie Sieverding-UNI</b>	<b>27</b>	<b>68</b>	<b>152</b>	<b>.447</b>
Rodney Buford-CU	31	55	125	.440
Jason Perez-WSU	30	56	128	.438
Craig Snow-UE	33	39	90	.433
Gavin Schairer-BU	29	54	125	.432
Vic Williams-ILS	31	32	76	.421
Maurice Evans-WSU	28	69	164	.421
Tarise Bryson-ILS	30	68	162	.420
Eric Roberson-BU	29	33	84	.393

# MISSOURI VALLEY



## 1998-99 MVC TEAM STATISTICAL LEADERS (ALL GAMES)

### SCORING OFFENSE

Team	G	Points	Avg/G
Creighton	31	2357	76.0
Evansville	33	2502	75.8
SW Missouri	33	2414	73.2
<b>Northern Iowa</b>	<b>27</b>	<b>1903</b>	<b>70.5</b>
Wichita State	30	2092	69.7
Indiana State	27	1867	69.1
Illinois State	31	2141	69.1
Drake	27	1758	65.1
S. Illinois	27	1748	64.7
Bradley	29	1824	62.9

### STEALS

Team	G	Steals	Avg/G
Creighton	31	286	9.23
SW Missouri	33	295	8.94
Bradley	29	249	8.59
Drake	27	227	8.41
Indiana State	27	224	8.30
<b>Northern Iowa</b>	<b>27</b>	<b>213</b>	<b>7.89</b>
S. Illinois	27	202	7.48
Illinois State	31	224	7.23
Wichita State	30	208	6.93
Evansville	33	208	6.30

### REBOUNDING MARGIN

Team	G	For	OPP Avg/G
Creighton	31	26.2	30.4 +5.8
Wichita State	30	33.2	30.2 +3.0
S. Illinois	27	36.9	35.0 +1.9
Bradley	29	33.2	32.7 +0.5
Indiana State	27	34.9	34.5 +0.4
SW Missouri	33	35.1	35.0 +0.1
Evansville	33	32.4	32.6 -0.2
Drake	27	33.5	34.4 -0.9
Illinois State	31	33.9	35.0 -1.1
<b>Northern Iowa</b>	<b>27</b>	<b>31.0</b>	<b>35.1 -4.1</b>

### SCORING DEFENSE

Team	G	Points	Avg/G
Bradley	29	1775	61.2
S. Illinois	27	1895	62.8
Indiana State	27	1760	65.2
SW Missouri	33	2173	65.8
Illinois State	31	2110	68.1
Creighton	31	2128	68.8
Wichita State	30	2117	70.6
Drake	27	1915	70.9
Evansville	33	2389	71.8
<b>Northern Iowa</b>	<b>27</b>	<b>1961</b>	<b>72.6</b>

### FIELD GOAL PCT. DEFENSE

Team	G	FG	FGA	Pct
Bradley	29	586	1450	.404
Illinois State	31	749	1794	.418
SW Missouri	33	783	1875	.418
S. Illinois	27	592	1408	.420
Evansville	33	870	1953	.445
Indiana State	27	651	1450	.446
Creighton	31	722	1804	.450
<b>Northern Iowa</b>	<b>27</b>	<b>719</b>	<b>1582</b>	<b>.454</b>
Drake	27	661	1435	.461
Wichita State	30	665	1431	.485

### 3-PT. FIELD GOAL PCT. DEFENSE

Team	G	FG	FGA	Pct
Bradley	29	144	441	.327
Illinois State	31	210	635	.331
Indiana State	27	144	432	.333
S. Illinois	27	131	382	.343
SW Missouri	33	224	640	.350
Evansville	33	230	653	.352
Wichita State	30	186	511	.364
Creighton	31	204	554	.388
Drake	27	190	513	.370
<b>Northern Iowa</b>	<b>27</b>	<b>167</b>	<b>430</b>	<b>.388</b>

### BLOCK SHOTS

Team	G	Blocks	Avg/G
SW Missouri	33	134	4.08
Bradley	29	113	3.90
Illinois State	31	115	3.71
Indiana State	27	100	3.70
Creighton	31	91	2.94
S. Illinois	27	61	2.26
Wichita State	30	66	2.20
Evansville	33	61	1.85
<b>Northern Iowa</b>	<b>27</b>	<b>43</b>	<b>1.59</b>
Drake	27	30	1.11

### TURNOVER MARGIN

Team	G	Cause	TOs	Margin
SW Missouri	33	552	487	+2.58
Indiana State	27	428	367	+2.26
Creighton	31	534	476	+1.87
S. Illinois	27	448	434	+0.52
Bradley	29	490	490	0.00
Drake	27	455	465	-0.37
Wichita State	30	501	522	-0.70
<b>Northern Iowa</b>	<b>27</b>	<b>396</b>	<b>420</b>	<b>-0.89</b>
Evansville	33	479	524	-1.38
Illinois State	31	450	493	-1.39

### FREE THROW PERCENTAGES

Team	G	FTM	FTA	Pct
Evansville	33	515	667	.772
<b>Northern Iowa</b>	<b>27</b>	<b>446</b>	<b>605</b>	<b>.737</b>
Illinois State	31	482	658	.735
Creighton	31	521	730	.714
SW Missouri	33	581	789	.711
Bradley	29	419	808	.691
Wichita State	30	437	634	.659
Drake	27	385	562	.685
Indiana State	27	374	556	.673
S. Illinois	27	311	496	.627

### FIELD GOAL PERCENTAGES

Team	G	FG	FGA	Pct
Evansville	33	879	1739	.505
SW Missouri	33	837	1821	.480
Creighton	31	800	1757	.455
Illinois State	31	746	1829	.458
<b>Northern Iowa</b>	<b>27</b>	<b>645</b>	<b>1410</b>	<b>.457</b>
Wichita State	30	719	1593	.451
Indiana State	27	667	1524	.438
Bradley	29	616	1437	.429
Drake	27	588	1466	.401
S. Illinois	27	811	1525	.401

### 3-PT. FIELD GOAL PERCENTAGES

Team	G	FG	FGA	Pct
Evansville	33	229	583	.407
<b>Northern Iowa</b>	<b>27</b>	<b>167</b>	<b>430</b>	<b>.388</b>
Creighton	31	236	618	.382
Wichita State	30	217	569	.381
Illinois State	31	187	444	.376
Bradley	29	173	466	.370
SW Missouri	33	179	491	.365
Indiana State	27	159	488	.340
S. Illinois	27	213	642	.332
Drake	27	197	608	.324

### FREE THROW PCT. DEFENSE

Team	G	FTM	FTA	Pct
Indiana State	27	314	474	.662
Evansville	33	399	596	.688
Illinois State	31	402	586	.688
S. Illinois	27	380	548	.693
Wichita State	30	601	862	.697
SW Missouri	33	383	549	.698
Creighton	31	480	681	.705
<b>Northern Iowa</b>	<b>27</b>	<b>356</b>	<b>503</b>	<b>.708</b>
Bradley	29	459	635	.723
Drake	27	403	546	.738



# MISSOURI VALLEY

48

## 1998-99 MVC INDIVIDUAL STATISTICAL LEADERS (MVC GAMES)

### SCORING

Player-Team	G	FG	3FG	FT	Pts	Avg/G
Marcus Wilson-UE	18	113	34	133	393	21.8
Maurice Evans-WSU	16	117	33	82	349	21.8
Rodney Buford-CU	18	128	32	74	362	20.1
Rob Dye-BU	18	105	37	95	342	19.0
<b>Sean Stackhouse-UNI</b>	<b>14</b>	<b>88</b>	<b>37</b>	<b>34</b>	<b>247</b>	<b>17.6</b>
<b>Robbie Sieverding-UNI</b>	<b>18</b>	<b>88</b>	<b>48</b>	<b>77</b>	<b>301</b>	<b>16.7</b>
Jason Perez-WSU	18	106	35	45	293	16.3
Danny Moore-SMS	18	105	1	64	275	15.3
Tarise Bryson-ILS	17	80	34	64	258	15.2
Monte Jenkins-SIU	18	89	37	42	257	14.3

### STEALS

Player-Team	G	Steals	Avg/G
Rob Dye-BU	18	52	2.89
Matt Woodley-DU	18	47	2.61
Kevin Ault-SMS	18	41	2.28
Ryan Sears-CU	18	37	2.06
Eric Roberson-BU	18	36	2.00
Rodney Buford-CU	18	35	1.94
Nate Green-INS	18	35	1.94
<b>Andy Woodley-UNI</b>	<b>17</b>	<b>29</b>	<b>1.71</b>
Michael Menser-INS	18	29	1.61
Ben Walker-CU	18	29	1.61

### ASSISTS

Player-Team	G	Assists	Avg/G
Jeremy Stanton-UE	18	87	4.83
William Fontleroy-SMS	18	82	4.56
Nate Green-INS	18	80	4.44
Ryan Sears-CU	18	68	3.78
Michael Menser-INS	18	66	3.67
Eric Roberson-BU	18	65	3.61
Vic Williams-ILS	18	62	3.44
Tarise Bryson-ILS	17	58	3.41
Jason Perez-WSU	18	55	3.06
<b>Robbie Sieverding-UNI</b>	<b>18</b>	<b>55</b>	<b>3.06</b>
Carl Lemons-WSU	18	55	3.06

### FREE THROW PERCENTAGE

Player-Team	G	FTM	FTA	Pct
Marcus Wilson-UE	18	113	146	.911
Jason Perez-WSU	18	46	54	.852
<b>Robbie Sieverding-UNI</b>	<b>18</b>	<b>77</b>	<b>91</b>	<b>.846</b>
<b>Joe Breakenridge-UNI</b>	<b>18</b>	<b>59</b>	<b>70</b>	<b>.843</b>
Rob Dye-BU	18	95	115	.826
Ryan Sears-CU	18	45	55	.818
Rodney Buford-CU	18	74	91	.813
Matt Woodley-DU	18	73	90	.811
Tarise Bryson-ILS	17	64	82	.780
Maurice Evans-WSU	16	82	108	.759

### FIELD GOAL PERCENTAGE

Player-Team	G	FG	FGA	Pct
Kwame James-UE	18	72	112	.643
Sean Riley-ILS	18	69	117	.590
Derrick Tilmon-SIU	18	57	98	.582
Doug Swenson-CU	18	94	162	.580
Troy Mack-WSU	18	58	101	.574
<b>Joe Breakenridge-UNI</b>	<b>18</b>	<b>69</b>	<b>123</b>	<b>.561</b>
<b>Tony Brus-UNI</b>	<b>17</b>	<b>84</b>	<b>161</b>	<b>.522</b>
Danny Moore-SMS	18	105	203	.517
Marcus Wilson-UE	18	113	222	.509
Ben Walker-CU	18	59	117	.504

### REBOUNDS

Player-Team	G	Rebounds	Avg/G
<b>Joe Breakenridge-UNI</b>	<b>18</b>	<b>134</b>	<b>7.4</b>
Matt Renn-INS	17	126	7.4
Rodney Buford-CU	18	131	7.3
Dontay Harris-DU	18	124	6.9
Troy Mack-WSU	18	120	6.7
Chris Thunell-SIU	18	118	6.4
Craig Snow-UE	18	112	6.2

### 3-PT. FIELD GOALS/GAME

Player-Team	G	3FGM	3FGA	Avg/G
Ricky Collum-SIU	18	48	130	2.67
<b>Robbie Sieverding-UNI</b>	<b>18</b>	<b>48</b>	<b>107</b>	<b>2.67</b>
<b>Sean Stackhouse-UNI</b>	<b>14</b>	<b>37</b>	<b>106</b>	<b>2.64</b>
Michael Menser-INS	18	40	110	2.22
Armand LeVasseur-DU	18	40	115	2.22
Gavin Schairer-BU	18	38	81	2.11
Maurice Evans-WSU	16	33	78	2.06
Rob Dye-BU	18	37	97	2.06
Monte Jenkins-SIU	18	37	106	2.06
Tarise Bryson-ILS	17	34	87	2.00

### BLOCKS

Player-Team	G	Blocks	Avg/G
Danny Moore-SMS	18	43	2.39
LeRoy Watkins-ILS	17	29	1.71
Derrick Tilmon-SIU	18	24	1.33
Doug Swenson-CU	18	21	1.17
Sean Riley-ILS	18	17	0.94
Matthew Lee-BU	18	17	0.94
Djibril Kante-INS	18	16	0.89
Milo Kirsh-BU	17	14	0.82
Nate Green-INS	18	14	0.78
Ron Bruton-SMS	18	14	0.78

### 3-PT. GOAL PERCENTAGE

Player-Team	G	3FG	3FGA	Pct
Gavin Schairer-BU	18	38	81	.469
Rodney Buford-CU	18	32	69	.464
Vic Williams-ILS	18	22	49	.449
<b>Robbie Sieverding-UNI</b>	<b>18</b>	<b>48</b>	<b>107</b>	<b>.449</b>
William Fontleroy-SMS	18	23	53	.434
Kyle Cartmill-ILS	18	29	67	.433
Jason Perez-WSU	18	35	81	.432
Maurice Evans-WSU	16	33	78	.423
Marcus Wilson-UE	18	34	82	.415
Eric Roberson-BU	18	22	54	.407

# MISSOURI VALLEY

49

## 1998-99 MVC TEAM STATISTICAL LEADERS (MVC GAMES)

### SCORING OFFENSE

Team	G	Points	Avg/G
Creighton	18	1398	77.7
SW Missouri	18	1353	75.2
Evansville	18	1339	74.4
<b>Northern Iowa</b>	<b>18</b>	<b>1296</b>	<b>72.0</b>
Illinois State	18	1243	69.1
Indiana State	18	1238	68.8
Wichita State	18	1228	68.1
S. Illinois	18	1160	64.4
Bradley	18	1155	64.2
Drake	18	1132	62.9

### SCORING DEFENSE

Team	G	Points	Avg/G
Bradley	18	1136	63.1
S. Illinois	18	1162	64.6
Indiana State	18	1174	65.2
SW Missouri	18	1233	68.5
Illinois State	18	1282	70.1
Evansville	18	1302	72.3
Wichita State	18	1312	72.9
Creighton	18	1315	73.1
Drake	18	1316	73.1
<b>Northern Iowa</b>	<b>18</b>	<b>1328</b>	<b>73.8</b>

### BLOCK SHOTS

Team	G	Blocks	Avg/G
SW Missouri	18	76	4.22
Bradley	18	70	3.89
Illinois State	18	62	3.44
Indiana State	18	62	3.44
Creighton	18	46	2.56
S. Illinois	18	45	2.50
Wichita State	18	45	2.50
Evansville	18	35	1.94
<b>Northern Iowa</b>	<b>18</b>	<b>33</b>	<b>1.83</b>
Drake	18	18	1.00

### FIELD GOAL PERCENTAGES

Team	G	FGM	FGA	Pct
Evansville	18	457	913	.501
SW Missouri	18	472	999	.472
Creighton	18	483	1026	.471
<b>Northern Iowa</b>	<b>18</b>	<b>438</b>	<b>940</b>	<b>.468</b>
Illinois State	18	437	952	.459
Wichita State	18	426	938	.454
Bradley	18	399	914	.437
Indiana State	18	443	1034	.428
S. Illinois	18	404	995	.406
Drake	18	375	957	.392

### STEALS

Team	G	Steals	Avg/G
Creighton	18	169	9.39
SW Missouri	18	158	8.78
Drake	18	154	8.56
<b>Northern Iowa</b>	<b>18</b>	<b>153</b>	<b>8.50</b>
Bradley	18	147	8.17
S. Illinois	18	129	7.17
Illinois State	18	124	6.69
Wichita State	18	110	6.11
Evansville	18	98	5.44

### FIELD GOAL PCT. DEFENSE

Team	G	FGM	FGA	Pct
Bradley	18	375	898	.418
SW Missouri	18	431	1016	.424
S. Illinois	18	399	929	.429
Illinois State	18	437	1005	.435
Evansville	18	476	1084	.439
<b>Northern Iowa</b>	<b>18</b>	<b>483</b>	<b>1083</b>	<b>.454</b>
Indiana State	18	432	950	.455
Wichita State	18	417	875	.477
Creighton	18	437	914	.478
Drake	18	447	934	.479

### TURNOVER MARGIN

Team	G	Cause	TOs	Margin
SW Missouri	18	318	261	+3.06
Indiana State	18	277	231	+2.56
Creighton	18	308	283	+1.39
Bradley	18	290	285	+0.28
S. Illinois	18	280	277	+0.17
<b>Northern Iowa</b>	<b>18</b>	<b>275</b>	<b>282</b>	<b>-0.39</b>
Drake	18	299	312	-0.72
Illinois State	18	280	273	-0.72
Evansville	18	247	289	-2.33
Wichita State	18	261	320	-3.28

### 3-PT. FIELD GOAL PERCENTAGES

Team	G	3FGM	3FGA	Pct
Creighton	18	136	348	.391
Bradley	18	113	295	.383
Wichita State	18	124	325	.382
<b>Northern Iowa</b>	<b>18</b>	<b>106</b>	<b>283</b>	<b>.375</b>
Illinois State	18	100	268	.373
SW Missouri	18	106	291	.364
Evansville	18	99	275	.380
Indiana State	18	115	341	.337
S. Illinois	18	141	423	.333
Drake	18	122	394	.310

### REBOUNDING MARGIN

Team	G	For	OPP	Avg/G
Creighton	18	35.4	29.2	+6.2
Wichita State	18	34.2	29.2	+5.0
Indiana State	18	34.8	33.8	+1.0
Bradley	18	32.6	32.0	+0.6
S. Illinois	18	34.9	34.7	+0.2
Evansville	18	32.5	33.4	-1.0
SW Missouri	18	33.9	35.5	-1.6
Illinois State	18	32.6	34.4	-1.8
Drake	18	31.4	35.2	-3.8
<b>Northern Iowa</b>	<b>18</b>	<b>30.4</b>	<b>35.2</b>	<b>-4.8</b>

### 3-PT. FIELD GOAL PCT. DEFENSE

Team	G	FGM	FGA	Pct
Bradley	18	90	273	.330
Illinois State	18	130	376	.346
Evansville	18	130	374	.348
Indiana State	18	97	277	.350
S. Illinois	18	90	255	.353
SW Missouri	18	125	353	.354
Wichita State	18	118	328	.360
<b>Northern Iowa</b>	<b>18</b>	<b>120</b>	<b>322</b>	<b>.373</b>
Drake	18	125	332	.377
Creighton	18	137	353	.388

### FREE THROW PERCENTAGES

Team	G	FTM	FTA	Pct
Evansville	18	326	414	.787
<b>Northern Iowa</b>	<b>18</b>	<b>314</b>	<b>415</b>	<b>.757</b>
Illinois State	18	289	376	.715
Creighton	18	296	420	.705
Drake	18	260	370	.703
Wichita State	18	250	356	.702
Bradley	18	244	355	.687
SW Missouri	18	303	441	.687
Indiana State	18	237	349	.679
S. Illinois	18	211	321	.657

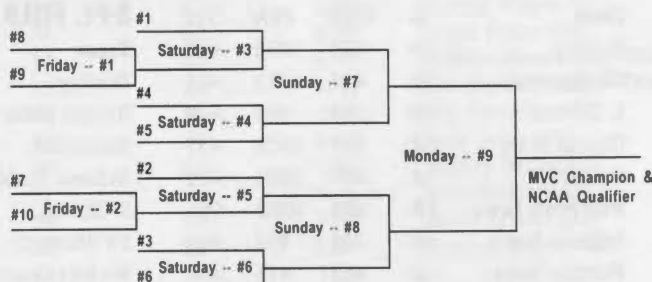
### FREE THROW PCT. DEFENSE

Team	G	FTM	FTA	Pct
Evansville	18	220	340	.647
Indiana State	18	213	314	.678
Wichita State	18	360	525	.686
Creighton	18	304	432	.704
S. Illinois	18	274	387	.708
Illinois State	18	258	360	.717
Drake	18	297	405	.733
<b>Northern Iowa</b>	<b>18</b>	<b>242</b>	<b>329</b>	<b>.736</b>
SW Missouri	18	246	334	.737
Bradley	18	296	391	.757



# MISSOURI VALLEY

## 2000 MVC TOURNAMENT



### UNI'S MISSOURI VALLEY CONFERENCE TOURNAMENT RECORDS

#### INDIVIDUAL, GAME

**Points:** 31, Cam Johnson vs. Tulsa, 1994  
**Opp:** 35, Gary Collier (Tulsa), 1994  
**Field Goals:** 11, Randy Blocker vs. Illinois State; Cam Johnson vs. Tulsa, 1994  
**Opp:** 13, Gary Collier (Tulsa), 1994  
**Field Goal Attempts:** 24, Cam Johnson vs. Illinois State, 1994  
**Opp:** 21, Gary Collier (Tulsa), 1994; Rico Hill (Illinois State), 1997  
**Field Goals, No Misses:** 2, Tyler Peterson vs. Southern Illinois, 1998  
**Opp:** 6, Scott Fowler (Illinois State), 1992  
**3-Pt. Field Goals:** 5, Darian DeVries vs. Illinois State, 1996  
**Opp:** 6, Shane Hawkins (Southern Illinois), 1998  
**3-Pt. Field Goal Attempts:** 10, Cam Johnson vs. Illinois State, 1994  
**Opp:** 7, Shane Hawkins (Southern Illinois), 1998  
**3-Pt. Percentage:** 1.000 (3-3), Cam Johnson vs. Drake, 1993  
**Opp:** 1.000 (2-2), Richard Thomas (Illinois State), 1992; Chad Altadonna (Illinois State), 1994  
**Free Throws:** 9, Jason Daisy vs. Evansville, 1997  
**Opp:** 8, Scott Fowler (Illinois State), 1992; Jason Perez (Wichita State), 1999  
**Free Throw Attempts:** 13, Tony Brus vs. Wichita State, 1999  
**Opp:** 11, Mike VandeGarde (Illinois State), 1994  
**Free Throws, No Misses:** 4, Brian Carpenter vs. Tulsa, 1994; Darian DeVries vs. Illinois State, 1997

**Opp:** 8, Scott Fowler (Illinois State), 1992  
**Rebounds:** 12, Joe Breakenridge vs. Wichita State, 1999  
**Opp:** 11, Marcus Timmons (Southern Illinois), 1994  
**Assists:** 6, Brian Carpenter vs. Illinois State, 1994  
**Opp:** 10, Rashad Tucker (Southern Illinois), 1998  
**Blocked Shots:** 3, Several  
**Opp:** 4, Mike VandeGarde (Illinois State), 1992; Darrin Williams (Wichita State), 1999  
**Steals:** 5, John Holterhaus vs. Illinois State, 1994  
**Opp:** 4, Jamar Smiley (Illinois State), 1997  
**Min:** 44, Joe Breakenridge vs. Wichita State, 1999  
**Opp:** 40, Darrin Williams (Wichita State), 1999

#### TEAM, GAME

**Points:** 84 vs. Illinois State, 1994  
**Opp:** 91, Southern Illinois, 1998  
**Points in 1/2:** 46 vs. Southern Illinois (2nd), 1998  
**Opp:** 52, Southern Illinois (2nd), 1998  
**Field Goals:** 29 vs. Illinois State, 1994  
**Opp:** 34, Southern Illinois, 1998  
**Field Goal Attempts:** 68 vs. Southern Illinois, 1998  
**Opp:** 63, Southern Illinois, 1998  
**Field Goal Percentage:** .472 vs. Tulsa, 1994  
**Opp:** .564, Illinois State, 1992

The Missouri Valley Conference Basketball Tournament returns to St. Louis for the 10th installment of "Arch Madness" this spring and for a sixth engagement at Kiel Center, a state-of-the-art, 20,000-seat arena.

The tournament site has moved from Kiel Auditorium (1991) to the Saint Louis Arena (1992-94), to Kiel Center (1995-99). For a fifth straight year at Kiel Center, the tournament drew more than 40,000 fans.

In fact, the Valley's 1998 figure of 47,410 ranked second in tournament history.

For the fourth consecutive year, the 2000 MVC Tournament field will include all 10 league teams. The first year the tourney was played in St. Louis (1991), all nine of the MVC schools participated.

Qualifying-round games for the 2000 tournament begin Friday, March 3, with Session I starting at 6:05 p.m. Quarterfinal action starts Saturday, March 4. Session II begins at 12:05 p.m., with the following game starting 24 minutes after the end of the first game. Session III starts at 6:05 p.m., with the final game of the day tipping off 24 minutes after the previous game is completed.

The semifinal session, which includes both games, will be held Sunday, March 5, starting at 1:35 p.m., with the second game tipping off 24 minutes after the first contest ends. Games will be telecast on Fox Sports Midwest.

The championship game will be held Monday, March 6, at 8:35 p.m. The game will be telecast live on ESPN.

**3-Pt. Field Goals:** 9 vs. Illinois State, 1996; vs. Southern Illinois, 1998

**Opp:** 13, Southern Illinois, 1998

**3-Pt. Field Goal Attempts:** 34 vs. Southern Illinois, 1998

**Opp:** 19, Evansville, 1997; Southern Illinois, 1998

**3-Pt. Field Goal Percentage:** .600 vs. Tulsa, 1994

**Opp:** .684, Southern Illinois, 1998

**Free Throws:** 23 vs. Tulsa, 1994; vs. Wichita State, 1999

**Opp:** 24, Illinois State, 1992

**Free Throw Attempts:** 34 vs. Wichita State, 1999

**Opp:** 28, Illinois State, 1992, 1996

**Free Throw Percentage:** .833 vs. Illinois State, 1994; vs. Evansville, 1997

**Opp:** .857, Illinois State, 1992

**Rebounds:** 47 vs. Illinois State, 1997

**Opp:** 40, Southern Illinois, 1998

**Assists:** 19 vs. Southern Illinois, 1998

**Opp:** 19, Evansville, 1997; Southern Illinois, 1998

**Blocked Shots:** 4 vs. Illinois State, Tulsa, 1994; vs. Illinois State, 1996; vs. Southern Illinois, 1998

**Opp:** 9, Wichita State, 1999

**Steals:** 15 vs. Illinois State, 1994

**Opp:** 9, Southern Illinois, 1994

#### UNI IN THE MVC TOURNAMENT

vs. Drake 0-1  
 vs. Evansville 1-0  
 vs. Illinois State 1-3  
 vs. Southern Illinois 0-2  
 vs. Tulsa 1-0  
 vs. Wichita State 0-1

# MISSOURI VALLEY

## 1999-2000 COMPOSITE SCHEDULE



### NOVEMBER

Tues. 2	Foreign Exhibition at Drake Pella Windows (Exhib.) at Northern Iowa	7:05
Fri. 5	NBC Thunder at Bradley (Exhib.)	7:05
Sat. 6	Foreign Exhibition at Southern Illinois Foreign Exhibition at Northern Iowa Foreign Exhibition at Evansville Athletes First at Wichita State (Exhib.)	7:05 7:05 7:35 7:35
Sun. 7	Cuban National Team at Indiana State	TBA
Mon. 8	Basketball Travelers at SW Missouri State (Exhib.)	7:05
Tue. 9	AAU Exhibition at Creighton Cuban National Team at Illinois State	7:05 7:05
Wed. 10	Athletes in Action at Bradley (Exhib.)	7:05
Thur. 11	Dream Builders at Drake (Exhib.)	7:05
Fri. 12	Double Pump, Inc., at Wichita State (Exhib.)	7:35
Sat. 13	Northern Iowa vs. Alabama (St. Louis, MO) AAU Exhibition at Southern Illinois Athletes in Action at Evansville (Exhib.) Foreign Exhibition at Indiana State	6:05 7:05 7:35 TBA
Sun. 14	Northern Iowa vs. Air Force (St. Louis, MO)	4:05
Tue. 16	Upstate All-Stars at Illinois State (Exhib.) Ural Great Russia at SW Missouri State (Exhib.)	7:05 7:05
Wed. 17	AAU Exhibition at Creighton	7:05
Fri. 19	South Alabama at Bradley Iowa State at Drake McNeese State at Wichita State Indiana State vs. George Washington (Fairbanks, AL)	7:05 7:05 7:35 TBA
Sat. 20	Western Kentucky at Southern Illinois New Orleans at SW Missouri State IUPUI at Evansville Indiana State at Top of the World Classic (Fairbanks, AL)	7:05 7:05 7:35 TBA
Sun. 21	Illinois State at Oakland Indiana State at Top of the World Classic (Fairbanks, AL)	2:00 TBA

Mon. 22	Illinois at Bradley Creighton at Mississippi Valley State	7:05 TBA
Tue. 23	Evansville at Western Kentucky Delaware State at Drake UMKC at Northern Iowa	7:05 7:05 7:05
Wed. 24	Western Illinois at Illinois State Southern Illinois at Ball State	7:05 6:00
Fri. 26	Evansville vs. Northwestern (St. Charles, MO) SW Missouri State vs. Toledo (Honolulu, HI)	1:40 6:05
Sat. 27	Tennessee State at Northern Iowa Illinois State at Akron Bradley at Loyola Ball State at Indiana State Iowa at Creighton Drake at Lamar Prairie View A&M at Wichita State Evansville at Hoop N' Quill Classic (St. Charles, MO) SW Missouri State at Hawaii-Pacific Classic	1:05 2:00 4:05 6:05 7:05 7:15 7:35 TBA TBA
Sun. 28	Southern Illinois at Long Beach State Evansville at Hoop N' Quill Classic (St. Charles, MO) SW Missouri State at Hawaii-Pacific Classic	4:05 TBA TBA

### DECEMBER

Wed. 1	Drake at SUNY-Stony Brook Creighton at Georgia State Bradley at Western Illinois Illinois State at Bowling Green State Indiana State at Butler Wichita State at Oklahoma State	6:05 6:30 7:05 7:05 TBA TBA
Thur. 2	Wisconsin-Green Bay at Northern Iowa	7:05
Fri. 3	Western Illinois at SW Missouri State	8:30
Sat. 4	Evansville at Butler Northern Iowa at Wright State Georgia State at Bradley Central Michigan at Illinois State Santa Clara at Southern Illinois Pepperdine at Wichita State Indiana State at Austin Peay Creighton at Baylor SW Missouri State Pizza Hut Classic	11 a.m. 6:05 7:05 7:05 7:05 7:35 TBA TBA TBA
Mon. 6	Grambling at Creighton Alaska-Fairbanks at Wichita State	7:05 7:35

Tue. 7	Western Illinois at Indiana State Purdue at Illinois State Iowa at Northern Iowa SW Missouri State at Tulsa	6:05 7:05 7:05 7:05
Wed. 8	George Washington at Bradley Evansville at Southern Illinois	7:05 7:05
Thur. 9	Nebraska at Creighton Arkansas-Pine Bluff at Drake	7:05 7:05
Fri. 10	Indiana State vs. North Texas (Bloomington, IN)	TBA
Sat. 11	Bowling Green State at Northern Iowa Drake at Loyola SW Missouri State at Texas Christian East Carolina at Evansville Indiana State at Indiana Classic (Bloomington, IN) Southern Illinois at Illinois-Chicago	3:35 7:05 7:05 7:35 TBA 3:05
Sun. 12	Illinois State at Creighton	2:05
Thur. 16	Tennessee-Martin at Evansville Bradley vs. Auburn (Mobile, AL)	7:35 9:05
Fri. 17	Wichita State at Washington	TBA
Sat. 18	Southern Illinois at SW Missouri State North Carolina-Greensboro at Evansville	5:05 7:35
Sun. 19	Bradley at Drake Eastern Illinois at Indiana State Northern Iowa at Iowa State	2:05 2:05 6:05
Mon. 20	Creighton vs. Western Illinois (Honolulu, HI) Illinois State vs. Virginia Tech (San Juan, PR)	11:00 TBA
Tue. 21	Southern Illinois vs. Massachusetts (San Juan, PR) SUNY-Stony Brook at Wichita State Morgan State at Evansville Creighton vs. Florida Atlantic (Honolulu, HI) Illinois State at San Juan Shootout	3:00 7:35 7:35 11:00 TBA TBA
Wed. 22	SE Missouri State at Bradley Tennessee State at Indiana State SW Missouri State at UMKC Illinois State at San Juan Shootout Southern Illinois at Puerto Rico Holiday Classic	7:05 7:05 7:05 TBA TBA TBA
Thur. 23	Creighton vs. Hawaii (Honolulu, HI) Mississippi Valley State at Drake Southern Illinois at Puerto Rico Holiday Classic	1 a.m. 7:05 TBA
Mon. 27	Bradley at Hawaii	11:30
Tue. 28	Northeastern at Illinois State Drake at Iowa	7:05 7:05





# MISSOURI VALLEY

## 1999-2000 COMPOSITE SCHEDULE

Wed. 29	Northern Iowa at Texas-Pan American	7:30
	SW Missouri State at Creighton	8:05
	Bradley at Outrigger Hotels	
	Rainbow Classic (Honolulu, HI)	TBA
Thur. 30	Wichita State at Indiana State	6:05
	Tennessee-Martin at Southern Illinois	7:05
	Illinois State at Illinois-Chicago	7:05
	Eastern Illinois at Evansville	7:35
	Bradley at Outrigger Hotels	
	Rainbow Classic (Honolulu, HI)	TBA

### JANUARY

Sun. 2	Wichita State at Evansville	1:05
	Saint Louis at SW Missouri State	2:05
	SE Missouri State at Southern Illinois	2:35
	Creighton at Northern Iowa	4:05
Mon. 3	Illinois-Chicago at Drake	7:05
Wed. 5	Evansville at Drake	7:05
	Southern Illinois at Illinois State	7:05
	Northern Iowa at SW Missouri State	7:05
	Bradley at Wichita State	7:35
Thur. 6	Creighton at Indiana State	6:05
Sat. 8	Texas Christian at SW Missouri State	2:05
	Indiana State at Bradley	7:05
	Creighton at Southern Illinois	7:05
	Illinois State at Evansville	7:35
Sun. 9	Northern Iowa at Drake	2:05
Mon. 10	Wyoming at Wichita State	7:35
Wed. 12	Bradley at Northern Iowa	7:05
	Tulsa at Creighton	7:05
	Indiana State at Illinois State	7:05
	Southern Illinois at Saint Louis	7:05
	Wichita State at SW Missouri State	7:05
	Drake at Evansville	7:35
Sat. 15	SW Missouri State at Indiana State	1:05
	Evansville at Bradley	2:05
	Drake at Creighton	7:05
	Illinois State at Northern Iowa	7:05
Sun. 16	Southern Illinois at Wichita State	2:05
Mon. 17	Illinois State at Drake	7:05
	Evansville at Northern Iowa	7:05
Wed. 19	Southern Illinois at Indiana State	6:05
	Wichita State at Bradley	7:05
	Creighton at SW Missouri State	7:05
Sat. 22	Drake at Indiana State	6:05
	Bradley at Southern Illinois	7:05
	SW Missouri State at Illinois State	7:05
	Northern Iowa at Wichita State	7:35
Sun. 23	Creighton at Evansville	2:05

Wed. 26	Northern Iowa at Creighton	7:05
	Drake at Southern Illinois	7:05
	Evansville at SW Missouri State	7:05
	Illinois State at Bradley	7:05
Thur. 27	Indiana State at Wichita State	7:35
Sat. 29	Wichita State at Creighton	7:05
	Indiana State at Drake	7:05
	Northern Iowa at Illinois State	7:05
	Southern Illinois at Evansville	7:35
Sun. 30	SW Missouri State at Bradley	3:05

### FEBRUARY

Tue. 1	Creighton at Drake	7:05
Wed. 2	Illinois State at Indiana State	6:05
	Bradley at Evansville	7:35
	SW Missouri State at Wichita State	7:35
Thur. 3	Southern Illinois at Northern Iowa	7:05
Sat. 5	Creighton at Illinois State	7:05
	Northern Iowa at Bradley	7:05
	Southern Illinois at Drake	7:05
	Evansville at Wichita State	7:35
Sun. 6	Indiana State at SW Missouri State	2:05
Mon. 7	Creighton at Colorado State	11:00
Tue. 8	Bradley at Illinois State	7:05
	Centenary at Wichita State	7:35
Wed. 9	Indiana State at Northern Iowa	7:05
Thur. 10	Drake at SW Missouri State	7:05
	Wichita State at Southern Illinois	7:05
Sat. 12	Evansville at Indiana State	1:05
	SW Missouri State at Northern Iowa	1:05
	Illinois State at Southern Illinois	7:05
	Drake at Wichita State	7:35
Sun. 13	Bradley at Creighton	2:05
Wed. 16	Drake at Bradley	7:05
	Indiana State at Creighton	7:05
	SW Missouri State at Evansville	7:35
	Illinois State at Wichita State	7:35
Thur. 17	Northern Iowa at Southern Illinois	7:05
Sat. 19	Bradley at SW Missouri State	1:05
	Northern Iowa at Indiana State	1:05
	Southern Illinois at Creighton	7:05
	Wichita State at Drake	7:05
Sun. 20	Evansville at Illinois State	2:05
Wed. 23	Creighton at Bradley	7:05
	SW Missouri State at Drake	7:05
	Wichita State at Illinois State	7:05
	Indiana State at Southern Illinois	7:05
	Northern Iowa at Evansville	7:35
Sat. 26	Drake at Northern Iowa	1:05
	Southern Illinois at Bradley	2:05
	Creighton at Wichita State	7:35
	Indiana State at Evansville	7:35
	Illinois State at SW Missouri State	TBA

Mon. 28	Bradley at Indiana State	6:05
	Evansville at Creighton	7:05
	Drake at Illinois State	7:05
	Wichita State at Northern Iowa	7:05
	SW Missouri State at Southern Illinois	8:05

### MARCH

Fri-Mon	Diet Pepsi Missouri Valley	
3-6	Tournament (St. Louis, MO)	

All Times Central



## OPPONENTS

54-63

Opponents

63

NCAA

Tournament  
Bracket

64

Series  
Records



## UNITED STATES AIR FORCE ACADEMY

November 14, 1999  
Earth Grains Classic  
The Kiel Center, St. Louis, MO

Location: USAF Academy, CO 80840  
Enrollment: 4,100  
Conference: Mountain West  
Nickname: Falcons  
Colors: Blue and Silver  
Arena (Capacity): Clune Arena (6,002)  
1998-99 Overall Record: 10-16  
1998-99 Conference Record/Finish: 2-12/8th  
1998-99 Post-Season Play: None  
All-Time Record vs. UNI: 0-0  
President: Lt. Gen. Tad Oelstrom  
Athletic Director: Col. Randall W. Spetman  
SID: Dave Kellogg




Reggie Minton



Men's Basketball Contact:  
Troy Garnhart  
Garnhart's Office Phone: 719-333-4263  
Garnhart's Home Phone: 719-282-9372  
Address: 2169 Field House Dr., USAF Academy, CO 80840  
Fax: 719-333-3798  
Press Row: 719-333-6467  
Head Coach: Reggie Minton (Wooster '63)  
Record at USAF: 142-276 (15 years)  
Overall Record: 153-291 (16 years)  
Assistants: Paul Drake (Springfield '78), Dean Christian (Air Force '82), Mark Englebreton (Air Force '73)

## ALABAMA

November 13, 1999  
Earth Grains Classic  
Kiel Center, St. Louis, MO



SID Office Phone: 205-348-6084  
Hopf's Home Phone: 205-554-0357  
Address: 323 Bryant Dr. Basement, Coleman Coliseum  
Tuscaloosa, AL 35487  
Fax: 205-348-8841  
Press Row: 205-348-6084  
Head Coach: Mark Gottfried (Alabama '87)  
Record at UA: 17-15 (1)  
Overall Record: 85-39 (4)  
Assistants: Robert Scott (Alabama '80), Tom Kelsey (David Lipscomb '86), Philip Pearson (Alabama '93)  
Basketball Office Phone: 205-348-4551

Location: Tuscaloosa, AL 35487  
Enrollment: 19,600  
Conference: Southeastern  
Nickname: Crimson Tide  
Colors: Crimson and White  
Arena (Capacity): Coleman Coliseum (15,043)  
1998-99 Overall Record: 17-15  
1998-99 Conference Record/Finish: 7-11/5th in West  
1998-99 Post-Season Play: 0-1 NIT  
All-Time Record vs. UNI: 1-0  
Last Meeting: Nov. 28, 1980-UA, 93-66  
President: Dr. Andrew Sorensen  
Athletic Director: Bob Bockrath  
SID: Larry White  
Men's Basketball Contact: Becky Hopf

Starters Returning (2)	POS	HT	WT	CL	PPG	RPG	APG
Sam Haginas	F	6-8	235	So.	4.5	2.8	0.5
Jeremy Hays	C	6-10	231	Sr.	12.0	8.4	0.7
Others Returning (4)	POS	HT	WT	CL	PPG	RPG	APG
Tarik London	G	6-1	190	Jr.	2.3	2.1	2.7
Terrance Martin	G	6-3	185	Jr.	3.7	2.3	0.6
Alfred Moss	C	6-8	210	Sr.	1.4	1.7	0.1
Travis Stinnett	G	5-11	165	So.	3.0	0.8	1.3
Starters Lost (4)	POS	HT	WT	PPG	RPG	APG	
Chauncey Jones	G	6-1	180	5.2	2.2	3.0	
MC Mazique	F	6-10	240	9.4	6.8	0.6	
Chris Rollins	F	6-5	205	10.7	5.3	1.2	
Brian Williams	G	6-1	193	17.3	3.1	2.3	
Others Lost (5)	POS	HT	WT	PPG	RPG	APG	
Neil Ashby	F	6-8	180	2.2	1.0	0.2	
Ray Johnston	G	6-2	180	0.0	0.0	0.0	
Jason Maravich	G	6-4	175	0.0	0.0	0.0	
Cedric Patton	F	6-7	169	2.0	0.9	0.4	
Sam Williams	F	6-8	230	1.1	1.0	0.1	
Newcomers (6)	POS	HT	WT	CL	College/High School/Hometown		
Schea Cotton	G	6-5	215	So.	Long Beach City/T. John Bosco/Long Beach, CA		
Erwin Dudley	F/C	6-8	225	Fr.	R.C. Hatch/Uniontown, AL		
Rod Grizzard	G	6-8	186	Fr.	Central Park Christian/Birmingham, AL		
Terrance Meade	G	6-2	180	Fr.	Scottsboro/Scottsboro, AL		
D.J. Towns	G	6-2	185	Fr.	Pleasant Grove/Pleasant Grove, AL		
Kenny Walker	F/C	6-9	214	Fr.	Wolfson/Jacksonville, FL		

Starters Returning (3)	POS	HT	WT	CL	PPG	RPG	APG
Jarvis Croff	G	6-4	185	Jr.	14.2	5.2	1.1
Billy Humphrey	F/C	6-6	200	Sr.	6.9	5.0	0.5
Tyron Wright	G/F	6-4	195	Sr.	18.2	6.0	2.4
Others Returning (7)	POS	HT	WT	CL	PPG	RPG	APG
Eric Baugh	G	5-11	170	Jr.	1.1	0.2	0.2
Miguel Garcia	G/F	6-6	215	Sr.	5.8	4.0	1.5
Nathan Koran	G	6-0	180	Sr.	2.2	1.1	0.6
Jacob Leonard	F	6-8	230	So.	0.0	0.0	0.0
Selwyn Mansell	G	5-9	160	So.	1.2	0.2	0.4
Byron Nicholson	F	6-6	225	Jr.	2.0	3.0	0.1
Lawrence Yazzie	G	5-10	165	Sr.	3.2	0.4	0.2
Starters Lost (2)	POS	HT	WT	PPG	RPG	APG	
Glen Gonzales	G	6-0	175	3.9	1.8	1.6	
David Schuck	F/C	6-8	215	6.3	8.7	0.9	
Others Lost (2)	POS	HT	WT	PPG	RPG	APG	
Dylan Pope	G	6-3	180	7.6	1.9	1.4	
Louis Stewart	F	6-7	215	8.1	3.3	0.8	
Newcomers (4)	POS	HT	WT	CL	College/HS/Hometown		
Thomas Bellairs	F	6-6	225	Fr.	Mullen/Denver, CO		
Shawn Christiansen	F	6-7	200	Fr.	Iolani/Honolulu, HI		
Mike Nuzzo	F	6-4	190	Fr.	Midpark/Middleburg, OH		
Clayton Sunderland	C	6-10	290	Fr.	Berkner/Richardson, TX		

### 1998-99 RESULTS (10-16, 2-12 MW)

Doane	W	101-82
Wofford	W	94-75
Regis	W	85-68
Central Connecticut St.	W	74-64
Navy	W	97-88
@Portland State	L	79-88
Texas-Arlington	L	78-87
(n)Drexel	W	56-50
@Wisconsin-Green Bay	L	49-72
Dartmouth	W	87-74
Denver	L	85-103
@Nevada-Las Vegas	L	58-91
Tulsa	W	65-57
Rice	L	69-71
@Texas Christian	L	87-114
@Southern Methodist	L	71-73
Colorado State	L	76-93
Wyoming	L	61-82
Nevada-Las Vegas	L	64-65
@Rice	L	64-88
@Tulsa	L	75-78
@Denver	W	111-88
Southern Methodist	L	81-86
Texas Christian	W	81-78
@Wyoming	L	67-93
@Colorado State	L	66-77

### 1999-00 SCHEDULE

Nov. 3	Exhibition
Nov. 8	WBO All-Stars (Exhib.)
Nov. 13	*St. Louis
Nov. 14	*Northern Iowa
Nov. 20	Doane College
Nov. 27	@Navy
Dec. 2	Regis
Dec. 8	Long Beach State
Dec. 11	Portland State
Dec. 14	South Carolina State
Dec. 28	@Central Connecticut St.
Dec. 30	@Dartmouth
Jan. 5	@Wofford
Jan. 10	Denver
Jan. 15	Nevada-Las Vegas
Jan. 20	@San Diego State
Jan. 22	@New Mexico
Jan. 27	Brigham Young
Jan. 29	Utah
Feb. 3	@Colorado State
Feb. 5	Wyoming
Feb. 10	@Denver
Feb. 12	New Mexico
Feb. 19	Colorado State
Feb. 21	@Wyoming
Feb. 24	San Diego State
Feb. 26	@Nevada-Las Vegas
Mar. 2	@Brigham Young
Mar. 4	@Utah
*Earth Grains Classic	

### 1998-99 RESULTS (17-15, 7-11 SEC West)

@Ohio State	L	70-78
Tennessee Tech	W	79-53
Boston University	W	75-52
McNeese State	W	71-60
Jacksonville State	W	87-44
@Texas A&M	L	58-65
@Tulane	W	53-52
Alabama State	W	69-48
@South Alabama	W	59-45
Northeast Louisiana	W	84-67
*Oregon State	W	59-49
*Weber State	W	84-80 OT
*Oregon State	W	59-49
*Michigan State	L	58-75
Georgia	L	58-59
@Ole Miss	L	60-78
Mississippi State	L	50-55
@LSU	L	70-71
South Carolina	W	78-70
@Arkansas	W	67-60
Auburn	L	58-73
@Florida	L	68-72
@Tennessee	L	64-100
@Mississippi State	L	50-79
Kentucky	W	62-58
LSU	W	72-71 3OT
@Auburn	L	61-102
@Vanderbilt	L	75-81 OT
Ole Miss	W	78-74
Arkansas	L	71-82
+Georgia	W	65-58
+Auburn	L	61-93
@Wake Forest	L	57-73
*Honolulu, HI	+Atlanta, GA	

### 1999-00 SCHEDULE

Nov. 5	Total Sports (Exhib.)
Nov. 8	Worldwide Basketball (Exhib.)
Nov. 13	*Northern Iowa
Nov. 14	*at Earth Grains Classic
Nov. 22	Tennessee Tech
Nov. 26	Centenary
Nov. 27	Alabama Tournament
Dec. 2	Samford
Dec. 11	at Louisville
Dec. 18	Texas Christian
Dec. 21	Alabama A&M
Dec. 28	+Delaware
Dec. 30	+Fiesta Bowl Classic at LSU
Jan. 8	Mississippi State
Jan. 15	at Georgia
Jan. 19	Arkansas
Jan. 22	Florida
Jan. 29	Ole Miss
Feb. 2	at Auburn
Feb. 5	LSU
Feb. 9	at Arkansas
Feb. 12	Vanderbilt
Feb. 16	at Kentucky
Feb. 19	at South Carolina
Feb. 22	Auburn
Mar. 1	at Ole Miss
Mar. 4	at Mississippi State
Mar. 9-12	SEC Tournament
*St. Louis, MO	
+Tempe, AZ	

## BOWLING GREEN

December 11, 1999  
UNI-Dome, Cedar Falls, IA

Location: Bowling Green, OH  
43403

Enrollment: 17,600  
Conference: Mid-American  
(East Div.)

Nickname: Falcons  
Colors: Orange and Brown  
Arena (Capacity): Anderson  
(5,000)

1998-99 Overall Record: 18-10

1998-99 Conference Record/Finish:  
12-6/T3rd East Div.

1998-99 Post-Season Play: None

All-Time Record vs. UNI: 1-0

Last Meeting: Nov. 16, 1998-BGS,  
70-68

President: Dr. Sidney Ribeau

Athletic Director: Paul Krebs

SID: Steve Barr

Men's Basketball Contact: Steve Barr



Dan Dakich

SID Office Phone:

419-372-7076

Barr's Home Phone:

419-352-0079

Address: Perry Stadium East,  
Bowling Green, OH  
43403-0030

Fax: 419-372-6015

Press Row: 419-372-7131

Head Coach: Dan Dakich

(Indiana '85)

Record at BGS: 28-26 (2)

Overall Record: 28-26 (2)

Assistants: Keith Noftz (Heidelberg

'78), Jamal Meeks (Indiana '92),

Artie Pepelea (Wisconsin-

Parkside '94)

Basketball Office Phone: 419-372-

2255



## BRADLEY

January 12, 2000  
UNI-Dome, Cedar Falls, IA

February 5, 2000

Carver Arena, Peoria, IL

Location: Peoria, IL 61625

Enrollment: 5,813

Conference: Missouri Valley

Nickname: Braves

Colors: Red and White

Arena (Capacity): Carver

Arena (11,630)

1998-99 Overall Record: 17-12

1998-99 Conference

Record/Finish: 11-7/T2nd

1998-99 Post-Season Play: 1st

Round NIT

All-Time Record vs. UNI: 14-3

Last Meeting: Feb. 3, 1999-Bradley

76, UNI 73 OT

President (Interim): Gary Anna

Athletic Director: Ken Kavanagh

SID: Bobby Parker

Men's Basketball Contact: Bobby

Parker



Jim Molinari

SID Office Phone: 309-

677-2624

Parker's Home Phone: 309-

681-9773

Address: Robertson Field  
House

Peoria, IL 61625

Fax: 309-677-2626

Press Row: 309-673-8381

Head Coach: Jim Molinari

(Illinois Wesleyan '77)

Record at Bradley: 132-104 (8 years)

Overall Record: 174-121 (10 years)

Associate Head Coach: Pat Donahue

(Elmhurst '88)

Assistant: Duane Broussard (Bradley

'93)

Basketball Office Phone: 309-

677-2668



Starters Returning (3)	POS	HT	WT	CL	PPG	RPG	APG
Dave Esterkamp	F	6-7	220	Sr.	8.0	4.6	2.4
Keith McLeod	G	6-2	185	So.	12.4	5.1	2.9
Anthony Stacey	F	6-4	235	Sr.	18.5	5.6	1.8
Others Returning (6)	POS	HT	WT	CL	PPG	RPG	APG
Dubrey Black	G	6-3	185	Jr.	3.0	1.2	0.5
Graham Bunn	G	6-1	170	So.	4.3	1.2	0.8
Trent Jackson	G	6-4	205	Jr.	2.4	1.3	0.6
Jeremy King	F	6-6	200	So.	18.2	7.3(HS stats)	
Brent Klassen	C	6-8	220	So.	1.7	0.8	0.4
Len Matela	C	6-9	220	So.	6.2	5.1	0.7
Starters Lost (2)	POS	HT	WT	PPG	RPG	APG	
Kirk Cowan	C	6-7	190	9.5	5.2	0.6	
DeMar Moore	G	5-11	185	8.0	3.2	4.0	
Others Lost (3)	POS	HT	WT	PPG	RPG	APG	
Javier Crespo	F	6-8	220	0.1	0.7	0.0	
Dave Furlin	G	6-4	195	0.8	0.5	0.3	
Tony Reid	G/F	6-3	190	8.8	2.8	1.1	
Newcomers (4)	POS	HT	WT	CL	College/High School/Hometown		
Seth Doliboa	G	6-7	185	Fr.	Springboro/Springboro, OH		
Kevin Netter	C	6-10	195	Fr.	Southeastern/Richmond Dale, OH		
Brandon Pardon	G	6-1	185	So.	Wright State/Lincolnvlew/Van Wert, OH		
Cory Ryan	G	6-5	205	Fr.	Northeastern/Fountan City, IN		

### 1998-99 RESULTS(18-10, 12-6 MAC)

Northern Iowa	W	70-68
Detroit	L	70-72
Illinois-Chicago	W	89-54
@Ohio	L	57-64
@Eastern Michigan	W	68-66
Oakland	W	70-59
*Grambling	W	90-48
*@Indiana	L	55-81
@Wisconsin-Green Bay	L	58-64
Western Michigan	W	83-82
Urbana	W	91-62
Toledo	W	70-64
@Buffalo	W	62-59
@Kent	L	63-68
Akron	W	66-57
Marshall	W	81-67
Ohio	L	68-75
@Miami (OH)	L	72-83
@Ball State	L	60-61
Northern Illinois	W	64-55
@Toledo	W	57-46
Central Michigan	W	84-73
Buffalo	W	84-61
@Akron	L	65-71
Miami (OH)	W	69-58
@Marshall	W	78-72
+Akron	W	80-74 OT
+Miami (OH)	L	56-60 OT
*Indiana Classic		
+MAC Tournament		

### 1999-00 SCHEDULE

Nov. 3	Cuban National
Nov. 15	Premiere All-Stars
Nov. 19-21	*VoiceStream Wireless Challenge
Nov. 27	Arkansas-Little Rock
Nov. 30	Western Illinois
Dec. 4	@Cleveland State
Dec. 7	@Oakland
Dec. 11	@Northern Iowa
Dec. 18	@West Virginia
Dec. 22	Urbana
Dec. 30	@Arkansas-Little Rock
Jan. 2	Western Michigan
Jan. 5	@Eastern Michigan
Jan. 8	@Northern Illinois
Jan. 12	Ball State
Jan. 15	Kent
Jan. 17	Central Michigan
Jan. 19	@Akron
Jan. 22	@Toledo
Jan. 26	Buffalo
Jan. 29	@Marshall
Feb. 2	@Kent
Feb. 5	Miami (OH)
Feb. 9	Ohio
Feb. 12	@Central Michigan
Feb. 16	@Western Michigan
Feb. 19	Eastern Michigan
Feb. 26	@Ball State
Feb. 28	Northern Illinois
Mar. 2	MAC 1st Round
Mar. 5	+MAC Quarterfinals
Mar. 6	+MAC Semifinals
Mar. 8	+MAC Championship
*Honolulu, HI	+Cleveland, OH

Starters Returning (5)	POS	HT	WT	CL	PPG	RPG	APG
Rob Dye	G	6-1	190	Sr.	17.4	4.3	2.9
Aba Koita	C	6-9	225	Sr.	4.4	4.0	0.3
Matthew Lee	F/C	6-8	225	Sr.	4.8	3.7	1.2
Eric Roberson	G	6-4	185	Sr.	9.8	5.5	3.2
Jerome Robinson	G	6-3	195	Jr.	6.5	3.0	1.3
Others Returning (4)	POS	HT	WT	CL	PPG	RPG	APG
Ed Cage	F	6-7	225	F	6.0	5.0	0.7
Kevin Clancy	G	6-3	185	So.	2.5	2.5	1.5
Reggie Hall	G/F	6-6	195	Jr.	4.2	2.5	0.5
Brian Hogue	G	5-11	172	So.	1.0	0.0	0.3
Others Lost (4)	POS	HT	WT	PPG	RPG	APG	
Fred Atkins	G/F	6-6	190	2.3	1.1	0.3	
Milo Kirsh	F	6-7	215	4.4	2.3	0.4	
Gavin Schairer	F	6-7	210	7.8	2.2	0.4	
Jim Vershaw	F	6-4	200	1.3	0.8	0.0	
Newcomers (5)	POS	HT	WT	CL	College/High School/Hometown		
Jermaine Brown	F	6-5	180	So.	Proviso West/Maywood, IL		
Andre Corbitt	G	6-5	185	Fr.	Tampa Bay Tech/Tampa, FL		
Angelo Flanders	F	6-8	230	Jr.	Highland CC/Milton Peters/St. Marteen, U.S. Virgin Islands		
Jeff Rabey	C	6-11	265	Jr.	Kalamazoo Valley CC/Ottawa Hills/Grand Rapids, MI		
David Selby	G	6-0	175	Jr.	Fort Scott CC/Indian River/Chesapeake, VA		

### 1998-99 RESULTS (17-12, 11-7 MVC)

SE Missouri State	W	49-47
TN-Martin	W	68-47
Loyola-Chicago	W	70-53
@Michigan	L	44-74
(n)Illinois	L	48-53
Penn State	W	63-54
Western Illinois	W	81-46
Indiana State	W	72-62
@George Washington	L	71-91
@Creighton	L	44-65
Northern Iowa	W	61-57
@Southern Illinois	W	65-59
@Drake	L	63-66
@SW Missouri State	L	78-83
Wichita State	W	57-47
@Illinois State	W	69-68
Evansville	W	98-65
Creighton	W	67-57
@Indiana State	L	48-61
@Northern Iowa	W	76-73 OT
Drake	W	65-45
Illinois State	W	74-70 OT
SW Missouri State	L	48-61
@Evansville	L	47-62
@Wichita State	L	65-79
Southern Illinois	W	58-56
+Southern Illinois	W	62-59
+Evansville	L	63-64
!Butler	L	50-51
+Valley Tournament		
!NIT 1st Round		

### 1999-00 SCHEDULE

Oct. 30	Red White (Exhib.)
Nov. 5	NBC Thunder (Exhib.)
Nov. 10	Athletes in Action (Exhib.)
Nov. 19	South Alabama
Nov. 22	Illinois
Nov. 27	@Loyola-Chicago
Dec. 1	@Western Illinois
Dec. 4	Georgia State
Dec. 8	George Washington
Dec. 16	*Auburn
Dec. 19	@Drake
Dec. 22	Southeast Missouri State
Dec. 27	@Hawaii
Dec. 29-30	+Outrigger Hotels Rainbow Classic
Jan. 5	@Wichita State
Jan. 8	Indiana State
Jan. 12	@Northern Iowa
Jan. 15	Evansville
Jan. 19	Wichita State
Jan. 22	@Southern Illinois
Jan. 26	Illinois State
Jan. 30	Southwest Missouri State
Feb. 2	@Evansville
Feb. 5	Northern Iowa
Feb. 8	@Illinois State
Feb. 13	@Creighton
Feb. 16	Drake
Feb. 19	@Southwest Missouri State
Feb. 23	Creighton
Feb. 26	Southern Illinois
Feb. 28	@Indiana State
Mar. 3-6	!Missouri Valley Conference Tournament

\*Mobile, AL +Honolulu, HI !St. Louis, MO



# CREIGHTON

January 2, 2000

UNI-Dome, Cedar Falls, IA

January 26, 2000

Omaha Civic Auditorium, Omaha, NE

Location: Omaha, NE 68178

Enrollment: 5,965

Conference: Missouri Valley

Nickname: Bluejays

Colors: Blue and White

Arena (Capacity): Omaha Civic Auditorium (9,493)

1998-99 Overall Record: 22-9

1998-99 Conference

Record/Finish: 11-7/T2nd

1998-99 Post-Season Play: 1-1

NCAA Tournament

All-Time Record vs. UNI: 9-8

Last Meeting: Feb. 10, 1999-CU, 77-60

President: Rev. Michael G. Morrison, S.J.

Athletic Director: Bruce Rasmussen

SID: Kiron Andersen



Dana Altman

# Jays

Men's Basketball Contact:

Kiron Andersen

SID Office Phone: 402-

280-2488

Andersen's Home Phone:

402-596-1424

Address: 2500 California Plaza

Omaha, NE 68178

Fax: 402-280-2495

Press Row: 402-444-4705

Head Coach: Dan Altman

(Eastern New Mexico '80)

Record at CU: 76-68 (5)

Overall Record: 159-135 (10)

Assistants: Greg Gensing

(Southwest Texas State '79), Len

Gordy (Arizona '77), Kevin

McKenna (Creighton '93)

Basketball Office Phone: 402-

280-1795

Starters Returning (3)	POS	HT	WT	CL	PPG	RPG	APG
Donnie Johnson	F	6-7	210	Sr.	5.2	3.2	0.5
Ryan Sears	G	6-0	167	Jr.	8.7	2.9	4.0
Ben Walker	G	6-2	201	Jr.	9.4	4.9	2.5
Others Returning (7)	POS	HT	WT	CL	PPG	RPG	APG
Justin Haynes	F	6-4	198	Jr.	2.2	1.3	0.6
Alan Huss	C	6-9	240	Jr.	1.7	1.6	0.2
Nerijus Kartikanovas	F	6-8	220	Sr.	6.9	2.9	0.8
John Klein	F	6-5	188	So.	0.3	0.6	0.1
Dan Kolder	G	6-2	192	Sr.	0.6	0.8	0.1
Jason Ourada	G	6-1	179	Sr.	0.3	0.5	0.0
Matt West	F	6-4	184	Sr.	3.5	1.8	1.0
Starters Lost (2)	POS	HT	WT	PPG	RPG	APG	
Rodney Buford	F	6-5	195	18.6	7.2	2.2	
Doug Swenson	C	6-10	210	11.8	5.1	1.0	
Others Lost (2)	POS	HT	WT	PPG	RPG	APG	
Cliff Bates	F	6-4	215	2.5	1.3	0.1	
Corie Brandon	G	6-0	175	7.2	2.5	1.9	
Newcomers (5)	POS	HT	WT	CL	College/High School/Hometown		
Joe Dabbert	C	6-10	210	Fr.	Platte Canyon/Bailey, CO		
Mike Grimes	F	6-7	200	Fr.	Hazelwood Central/Florissant, MO		
Kyle Korver	F	6-6	195	Fr.	Pella/Pella, IA		
Livan Pfyrom	C	6-11	220	Jr.	Eastern Oklahoma State/Harshorne/Harshorne, OK		
Terrell Taylor	G	6-3	185	Fr.	Central/Bridgeport, CT		

# DRAKE

January 9, 2000

Knapp Center, Des Moines, IA

February 26, 2000

UNI-Dome, Cedar Falls, IA

Location: Des Moines, IA

50311

Enrollment: 3,500

Conference: Missouri Valley

Nickname: Bulldogs

Colors: Blue and White

Arena (Capacity): Drake

Knapp Center (7,002)

1998-99 Overall Record: 10-17

1998-99 Conference

Record/Finish: 5-13/10th

1998-99 Post-Season: None

All-Time Record vs. UNI: 13-18

Last Meeting: Feb. 22, 1999-UNI 83,

Drake 57

President: David Maxwell

Athletic Director: Lynn King

SID: Mike Mahon

Men's Basketball Contact: Mike Mahon



Kurt Kanaskie



SID Office Phone:

515-271-3012

Mahon's Home Phone:

515-223-4812

Address: Drake

Fieldhouse

Des Moines, IA 50311

Fax: 515-271-3015

Press Row: 515-271-4878

Head Coach: Kurt Kanaskie

(LaSalle '80)

Record at Drake: 15-67 (3 years)

Overall Record: 222-174 (14 years)

Assistants: Marty Bell (South

Carolina '85), Darius Floyd

(Columbia State '96), Kevin

Reynolds (Bloomsburg '91)

Basketball Office Phone: 515-271-3894

Starters Returning (5)	POS	HT	WT	CL	PPG	RPG	APG
Aaron Deeter	C	6-8	220	Sr.	10.1	4.9	1.5
Dontay Harris	F	6-8	205	Sr.	11.2	7.5	1.5
Armand LeVasseur	G	6-2	187	Sr.	10.0	2.1	2.3
Aaron Thomas	F	6-4	177	Jr.	5.1	2.7	2.3
Matt Woodley	G	5-11	176	Sr.	12.2	2.8	2.9
Others Returning (5)	POS	HT	WT	CL	PPG	RPG	APG
Jonathan Anderson	G	6-3	180	So.	0.9	0.4	0.4
Joey Gaw	F	6-8	222	Jr.	6.2	3.6	0.9
Justin Ohl	F	6-6	208	Jr.	5.9	3.9	0.9
David Rude	G	6-1	192	So.	0.0	1.0	1.0
Jason VandeBrake	G/F	6-5	190	Sr.	0.3	0.3	0.0
Others Lost (4)	POS	HT	WT	PPG	RPG	APG	
Abdul Collier	G	6-4	215	1.8	1.7	0.3	
Brandon Donaldson	C	6-10	205	1.0	0.7	0.1	
Kareem Lee	G	6-2	176	2.3	0.7	0.9	
Myron Richardson	F	6-7	200	2.7	1.3	1.3	
Newcomers (4)	POS	HT	WT	CL	College/High School/Hometown		
Greg Danielson	C	6-9	230	Fr.	Hoover/Des Moines, IA		
Lamont Evans	G	6-3	190	Jr.	St. Catherine JC/Hallandale/Deerfield Beach, FL		
Andrew Pleick	G	6-4	185	Fr.	Los Alamitos/Seal Beach, CA		
Jason Sarchet	F	6-8	205	Fr.	Newell-Fonda/Newell, IA		

## 1998-99 RESULTS

(22-9, 11-7 MVC)

Towson	W	93-48
@Missouri-Kansas City	W	79-58
@Iowa	W	75-73
Centenary	W	94-57
Baylor	W	73-59
Southern Illinois	W	86-60
@Nebraska	L	60-76
@Drake	L	80-83
Oklahoma State	W	66-60
Mississippi Valley St.	W	78-55
Bradley	W	65-44
@Indiana State	W	65-62
Evansville	L	79-84
@Southwest Missouri St.	W	72-70
Indiana State	L	69-70
@Evansville	W	90-80
Illinois State	W	95-84
@Bradley	L	57-67
@Northern Iowa	W	95-81
@Southern Illinois	L	78-85
@Wichita State	L	85-98
Northern Iowa	W	77-60
@Illinois State	L	77-79
Southwest Missouri St.	W	79-76
Drake	W	73-67
Wichita State	W	76-65
*Illinois State	W	68-63
*Southwest Missouri St.	W	78-70
*Evansville	W	70-61
+Louisville	W	62-58
+Maryland	L	63-75
*MVC Tournament		
+NCAA Tournament		

## 1999-00 SCHEDULE

Nov. 9	AAU (Exhib.)
Nov. 17	AAU (Exhib.)
Nov. 22	@Mississippi Valley State
Nov. 27	Iowa
Dec. 1	@Georgia State
Dec. 4	@Baylor
Dec. 6	Grambling State
Dec. 9	Nebraska
Dec. 12	Illinois State
Dec. 20	*Western Illinois
Dec. 21	*Florida Atlantic
Dec. 23	@Hawaii
Dec. 29	Southwest Missouri State
Jan. 2	@Northern Iowa
Jan. 6	@Indiana State
Jan. 8	@Southern Illinois
Jan. 12	Tulsa
Jan. 15	Drake
Jan. 19	@Southwest Missouri State
Jan. 23	@Evansville
Jan. 26	Northern Iowa
Jan. 29	Wichita State
Feb. 1	@Drake
Feb. 5	@Illinois State
Feb. 7	@Colorado State
Feb. 13	Bradley
Feb. 16	Indiana State
Feb. 19	Southern Illinois
Feb. 23	@Bradley
Feb. 26	@Wichita State
Feb. 28	Evansville
Mar. 3-6	+Missouri Valley Conference Tournament
	*Honolulu, HI +St. Louis, MO

## 1998-99 RESULTS (10-17, 5-13 MVC)

Stony Brook	W	82-54
Delaware State	W	91-78
Lamar	W	73-57
Iowa	L	74-78
Loyola-Chicago	W	86-69
@Iowa State	L	56-57
Creighton	W	83-80
Illinois State	L	66-74
*Indiana	L	46-102
*Bucknell	W	71-53
Evansville	L	76-89
@Wichita State	L	39-53
Bradley	W	66-63
@Illinois State	L	57-75
@SW Missouri State	L	47-91
@Southern Illinois	L	52-69
Northern Iowa	W	78-72
SW Missouri State	L	85-90
@Evansville	L	63-76
Indiana State	W	73-63
@Bradley	L	45-65
Wichita State	L	66-73
@Indiana State	L	48-67
Southern Illinois	W	64-60
@Creighton	L	67-73
@Northern Iowa	L	57-83
+Illinois State	L	47-51
*Hoosier Classic		
+Valley Tournament		

## 1999-00 SCHEDULE

Nov. 19	Iowa State
Nov. 23	Delaware State
Nov. 27	@Lamar
Dec. 1	@SUNY-Stony Brook
Dec. 9	Arkansas-Pine Bluff
Dec. 11	@Loyola
Dec. 19	Bradley
Dec. 23	Mississippi Valley State
Dec. 28	@Iowa
Jan. 2	Illinois-Chicago
Jan. 5	Evansville
Jan. 9	Northern Iowa
Jan. 12	@Evansville
Jan. 15	@Creighton
Jan. 17	Illinois State
Jan. 22	@Indiana State
Jan. 26	@Southern Illinois
Jan. 29	Indiana State
Feb. 1	Creighton
Feb. 5	Southern Illinois
Feb. 10	@Southwest Missouri State
Feb. 12	@Wichita State
Feb. 16	@Bradley
Feb. 19	Wichita State
Feb. 23	Southwest Missouri State
Feb. 26	@Northern Iowa
Feb. 28	@Illinois State
Mar. 3-6	*Missouri Valley Conference Tournament
	*St. Louis, MO

# OPPONENTS

57

## EVANSVILLE

January 17, 2000  
UNI-Dome, Cedar Falls, IA  
February 23, 2000  
Roberts Stadium,  
Evansville, IN



Jim Crews

Location: Evansville, IN  
47722  
Enrollment: 2,400  
Conference: Missouri Valley  
Nickname: Aces  
Colors: Purple, Orange and  
White  
Arena (Capacity): Roberts  
Stadium (12,300)  
1998-99 Overall Record: 23-10  
1998-99 Conference Record/Finish:  
13-5/1st  
1998-99 Post-Season Play: 1st  
Round NCAA  
All-Time Record vs. UNI: 9-4  
Last Meeting: Jan. 13, 1999-  
Evansville 74, UNI 66  
President: Dr. James Vinson  
Athletic Director: Laura Tietjen  
SID: Bob Boxell

Men's Basketball Contact:  
Bob Boxell  
SID Office Phone:  
812-479-2285  
Boxell's Home Phone:  
812-925-7592  
Address: 1800 Lincoln Ave.  
Evansville, IN 47722  
Fax: 812-479-2090  
Press Row: 812-479-2001, 2002  
Head Coach: Jim Crews (Indiana '76)  
Record at Evansville: 255-160 (14  
years)  
Overall Record: 255-160 (14 years)  
Assistants: Lennox Forrester  
(Evansville '92), Kirk Sarff  
(Millikin '84), Marty Simmons  
(Evansville '88)  
Basketball Office Phone: 812-479-  
2762

Starters Returning (4)	POS	HT	WT	CL	PPG	RPG	APG
Kwame James	C	6-8	255	Sr.	9.4	3.6	0.3
Adam Seitz	G/F	6-3	185	So.	6.9	3.5	2.4
Craig Snow	F	6-7	220	Jr.	13.4	5.7	1.7
Jeremy Stanton	G	6-1	175	Jr.	3.8	2.8	4.6
Others Returning (6)	POS	HT	WT	CL	PPG	RPG	APG
Zack Anderson	C	6-10	245	So.	Redshirted '98-99		
Drew Church	G	6-0	175	Jr.	1.6	0.9	0.7
Chuck Hedde	F/C	6-8	220	So.	3.3	1.7	0.4
Clint Keown	G	6-2	185	So.	5.4	1.9	2.5
Kyle Runyan	F/G	6-5	210	Jr.	5.1	1.4	1.6
Matt Vidoni	F/C	6-9	255	Sr.	1.9	0.6	0.0
Starters Lost (1)	POS	HT	WT	PPG	RPG	APG	
Marcus Wilson	G	6-3	190	20.7	3.0	2.4	
Others Lost (2)	POS	HT	WT	PPG	RPG	APG	
Curt Begle	F/C	6-8	225	7.8	5.7	1.5	
Josh Robinson	G	6-2	185	3.0	1.0	0.7	
Newcomers (4)	POS	HT	WT	CL	College/High School/Hometown		
Nick Baumgart	G	6-3	185	Fr.	North/Evansville, IN		
Dan Lytle	C	6-10	215	Fr.	Edwardsville/Edwardsville, IL		
Faruk Mujezinovic	C/F	6-9	225	Fr.	Jasper/Jasper, IN		
Kris Stoneking	G	6-3	190	Jr.	New Orleans/Abingdon/Abingdon, IL		

**1998-99 RESULTS (23-10, 13-5 Valley)**

Western Kentucky	W	70-65
@TN-Martin	W	83-70
Sacred Heart	W	94-69
*St. Louis	L	55-85
@Hawaii-Hilo	W	115-74
*New Orleans	W	73-61
Butler	L	60-66
@Eastern Illinois	W	85-66
@East Carolina	L	79-82
Tennessee Tech	W	96-56
Indiana State	W	82-75
@Morehead State	W	75-74
@Drake	W	89-76
@Creighton	W	84-79
Northern Iowa	W	96-84
Wichita State	W	81-73
@Northern Iowa	W	74-66
Illinois State	L	80-81
Creighton	L	80-90
@Bradley	L	65-98
Southern Illinois	W	61-56
Drake	W	76-63
@Wichita State	W	75-63
@SW Missouri State	W	65-62
@Indiana State	W	68-65
@Southern Illinois	L	65-80
Bradley	W	62-47
@Illinois State	L	68-79
SW Missouri State	W	68-65 OT
+Wichita State	W	79-71
+Bradley	W	64-63
+Creighton	L	61-70
!Kansas	L	74-95

\*Big Island Invitational  
+Valley Tournament !NCAA Tournament

**1999-00 SCHEDULE**

Nov. 6	Exhibition TBA
Nov. 13	Athletes in Action (Exhib.)
Nov. 20	IUPUI
Nov. 23	@Western Kentucky
Nov. 26	*Northwestern
Nov. 27-28	@Hoop 'n Quill Tournament
Dec. 4	@Butler
Dec. 8	@Southern Illinois
Dec. 11	East Carolina
Dec. 16	Tennessee-Martin
Dec. 18	North Carolina-Greensboro
Dec. 21	Morgan State
Dec. 30	Eastern Illinois
Jan. 2	Wichita State
Jan. 5	@Drake
Jan. 8	Illinois State
Jan. 12	Drake
Jan. 15	@Bradley
Jan. 17	@Northern Iowa
Jan. 23	Creighton
Jan. 26	@Southwest Missouri State
Jan. 29	Southern Illinois
Feb. 2	Bradley
Feb. 5	@Wichita State
Feb. 12	@Indiana State
Feb. 16	Southwest Missouri State
Feb. 20	@Illinois State
Feb. 23	Northern Iowa
Feb. 26	Indiana State
Feb. 28	@Creighton
Mar. 3-6	+Missouri Valley Conference Tournament

\*St. Charles, MO +St. Louis, MO

## ILLINOIS STATE

January 15, 2000  
UNI-Dome, Cedar Falls, IA  
January 29, 2000  
Redbird Arena, Normal, IL



ILLINOIS STATE



Tom Richardson

Location: Normal, IL 61790  
Enrollment: 20,105  
Conference: Missouri Valley  
Nickname: Redbirds  
Colors: Red and White  
Arena (Capacity): Redbird  
Arena (10,200)  
1998-99 Overall Record: 16-15  
1998-99 Conference  
Record/Finish: 7-11/7th  
1998-99 Post-Season Play: None  
All-Time Record vs. UNI: 23-8  
Last Meeting: Feb. 17, 1999-UNI 78,  
Illinois State 66  
President: Dr. Victor Boschini  
Athletic Director: Perk Weisenburger  
SID: Kenny Mossman  
Men's Basketball Contact: Kenny  
Mossman

SID Office Phone:  
309-438-3805  
Mossman's Home Phone:  
309-663-0206  
Address: Campus Box  
7130  
Normal, IL 61790-7130  
Fax: 309-438-5634  
Press Row: 309-438-5950,  
8217  
Head Coach: Tom Richardson (St.  
Xavier '77)  
Record at Illinois State: 0-0  
Overall Record: 0-0  
Assistants: Chad Altadonna (Illinois  
State '96), Doug Novsek  
(Southern Illinois '89), Avin  
Williamson (Tulsa '95)  
Basketball Office Phone: 309-438-  
8681

Starters Returning (2)	POS	HT	WT	CL	PPG	RPG	APG
Tarise Bryson	G	6-1	175	Jr.	15.5	4.2	2.8
L. Dee Murdock	F	6-9	240	Sr.	14.0	6.1	1.5
Others Returning (4)	POS	HT	WT	CL	PPG	RPG	APG
Ryan Crowley	F	6-5	200	Sr.	5.2	2.1	1.0
Joe Hein	F	6-7	200	Sr.	0.2	0.2	0.1
Shawn Jeppson	G	6-2	170	So.	3.0	1.0	0.5
Chad Mazanowski	F	6-6	225	So.	0.0	0.3	0.1
Starters Lost (3)	POS	HT	WT	PPG	RPG	APG	
Sean Riley	F	7-0	240	9.3	4.8	1.9	
LeRoy Watkins	C	6-7	285	9.5	5.5	1.1	
Victor Williams	G	5-10	170	7.9	2.1	3.3	
Others Lost (2)	POS	HT	WT	PPG	RPG	APG	
Kyle Cartmill	G	6-0	170	6.4	2.9	2.5	
Keneth Pierson	F	6-8	185	1.5	2.0	0.1	
Newcomers (8)	POS	HT	WT	CL	College/High School/Hometown		
Ray Austin	F	6-7	240	Fr.	Liberty/Youngstown, OH		
Rich Beyers	F	6-8	240	Jr.	Shelbyville/Illinois/Shelbyville, IL		
Ishmael Joyce	G	6-2	175	Fr.	White Station/Memphis, TN		
Isaac Kincaid	G	6-3	170	So.	Pike/Indianapolis, IN		
Dan Luczywko	F	6-9	235	So.	South Florida/S. Milwaukee/South Milwaukee, WI		
Perry Smith	F	6-4	190	Fr.	Proviso East/Chicago, IL		
Andy Strandmark	C	6-10	220	Fr.	Darnall/Geneseo, IL		
Traves Wilson	G	6-3	205	So.	Arizona/Moline/Moline, IL		

**1998-99 RESULTS (16-15, 7-11 Valley)**

Oakland	L	71-72
Wisconsin-Green Bay	W	60-49
Alcorn	W	84-69
*Missouri-Kansas City	W	50-48
*Southern Mississippi	W	86-75
*Iona	W	83-75
Alcorn State	W	86-73
Wisconsin	L	54-71
@Purdue	L	55-69
Wichita State	W	68-61
@Drake	W	74-66
Illinois-Chicago	W	79-67
Eastern Illinois	W	76-65
@Wichita State	L	67-72
@Southwest Missouri	L	68-71
Northern Iowa	L	59-69
Drake	W	75-57
@Evansville	W	81-80
Bradley	L	68-69
@Creighton	L	84-95
Indiana State	L	67-77
@Southern Illinois	L	49-60
Southwest Missouri	W	62-54
Southern Illinois	L	63-69
@Bradley	L	70-74 OT
Creighton	W	79-77
@Northern Iowa	L	66-78
Evansville	W	79-68
@Indiana State	L	64-65
+Drake	W	51-47
+Creighton	L	63-68

\*AT&T/Hawaii Pacific Thanksgiving  
Classic  
+Diet Pepsi Missouri Valley Conference  
Tournament

**1999-00 SCHEDULE**

Nov. 9	Cuba (Exhib.)
Nov. 16	Upstate All-Stars (Exhib.)
Nov. 21	@Oakland (MI)
Nov. 24	Western Illinois
Nov. 27	@Akron
Dec. 1	@Bowling Green State
Dec. 4	Central Michigan
Dec. 7	Purdue
Dec. 12	@Creighton
Dec. 20	*Virginia Tech
Dec. 21-22	@San Juan Shootout
Dec. 28	Northeastern
Dec. 30	@Illinois-Chicago
Jan. 5	Southern Illinois
Jan. 8	@Evansville
Jan. 12	Indiana State
Jan. 15	@Northern Iowa
Jan. 17	@Drake
Jan. 22	Southwest Missouri State
Jan. 26	@Bradley
Jan. 29	Northern Iowa
Feb. 2	@Indiana State
Feb. 5	Creighton
Feb. 8	Bradley
Feb. 12	@Southern Illinois
Feb. 16	@Wichita State
Feb. 20	Evansville
Feb. 23	Wichita State
Feb. 26	@Southwest Missouri State
Feb. 28	Drake
Mar. 3-6	+Missouri Valley Conference Tournament

\*San Juan, Puerto Rico  
+St. Louis, MO



## INDIANA STATE

February 9, 2000

UNI-Dome, Cedar Falls, IA

February 19, 2000

Hulman Center, Terre Haute, IN

Location: Terre Haute, IN 47809

Enrollment: 10,934

Conference: Missouri Valley

Nickname: Sycamores

Colors: Royal Blue and White

Arena (Capacity): Hulman Center (10,200)

1998-99 Overall Record: 15-12

1998-99 Conference Record/Finish: 10-8/5th

All-Time Record vs. UNI: 11-5

Last Meeting: Feb. 6, 1999-ISU, 72-67

President: Dr. John W. Moore

Athletic Director: Andrea Myers

SID: TBA

SID Office Phone:

812-237-4160



Royce Waltman



Home Phone: TBA

Address: Student

Services Bldg., A-15

5th St., Indiana State

Terre Haute, IN 47809

Fax: 812-237-4157

Press Row: 812-237-7656

Head Coach: Royce Waltman (Slippery Rock '64)

Record at ISU: 31-23 (2)

Overall Record: 220-109 (12)

Assistants: Dick Bender (Western

Maryland '86), Rick Ray (Grand

View College '94), Kareem

Richardson (Evansville '96)

Basketball Office Phone: 812-237-4002

## IOWA

December 7, 1999

UNI-Dome, Cedar Falls, IA



Location: Iowa City, IA 52242

Enrollment: 28,705

Conference: Big Ten

Nickname: Hawkeys

Colors: Old Gold and Black

Arena (Capacity): Carver-Hawkeye Arena (15,500)

1998-99 Overall Record: 20-10

1998-99 Conference

Record/Finish: 9-7/T3rd

1998-99 Post-Season Play: NCAA

Regional Semifinals

All-time Record vs. UNI: 26-3

Last Meeting: Nov. 19, 1998, UI 83, UNI 67

President: Mary Sue Coleman

Athletic Director: Robert Bowsby

SID: Phil Haddy

Men's Basketball Contact: Steve Roe



Steve Alford

Roe's Office Phone:

319-335-9411

Roe's Home Phone:

319-339-0980

Address: 157 Carver-

Hawkeye Arena

Iowa City, IA 52242

Fax: 319-335-9417

Press Row: 319-335-7284

Head Coach: Steve Alford

(Indiana '87)

Record at Iowa: 0-0

Overall Record: 156-77 (8 years)

Assistants: Sam Alford (Franklin

'64), Rich Walker (Bowling Green

'71), Greg Lansing (South Dakota

'90)

Basketball Office Phone: 319-335-9444

Starters Returning (5)	POS	HT	WT	CL	PPG	RPG	APG
Nate Green	G/F	6-5	195	Sr.	10.7	4.3	4.6
Djibril Kante	F	6-7	235	So.	7.2	4.5	0.8
Michael Menser	G	5-11	160	Jr.	8.9	2.8	3.5
Matt Renn	F	6-6	205	Jr.	11.6	7.1	2.2
Abasi Thompson	F	6-5	205	Sr.	9.5	3.4	0.6
Others Returning (5)	POS	HT	WT	CL	PPG	RPG	APG
Ben Anderson	C	6-6	240	Sr.	2.0	0.2	0.0
Kelyn Block	G	6-2	200	So.	6.8	2.4	1.0
Brian Giesen	F	6-9	230	Jr.	6.6	3.8	0.7
Chad Hunter	G/F	6-6	200	Jr.	1.4	1.8	0.1
Andy Williamson	G	6-5	180	So.	0.5	0.5	0.0
Starters Lost (0)	POS	HT	WT	CL	PPG	RPG	APG
Chad Adkins	G	6-2	185		7.7	1.5	1.2
Jon Luchetti	F	6-8	215		1.1	1.0	0.2
Newcomers (5)	POS	HT	WT	CL	College/High School/Hometown		
Terence Avery	C	6-9	235	Jr.	West Frankfort/Northwestern/West Frankfort, IL		
Matt Broermann	G/F	6-5	190	Fr.	Badin/Hamilton, OH		
Michael Kerman	C	6-11	180	Fr.	DeSmet/St. Louis, MO		
Jeremy McGlothlin	G	6-0	165	Fr.	South/Bloomington, IN		
Jimmie Metcalfe	G	5-10	175	Jr.	Florida Atlantic/Peru/Peru, IN		

## 1998-99 RESULTS (15-12, 10-8 MVC)

@Indiana	L	70-76
Western Michigan	W	79-77
@Eastern Illinois	L	63-70
Butler	W	64-44
Eastern Kentucky	W	78-54
@Ball State	L	63-70
Wisconsin-Milwaukee	W	79-66
Northern Iowa	W	71-58
@Loyola-Chicago	W	55-50
@Evansville	L	75-82
@Bradley	L	62-72
Creighton	L	62-65
Wichita State	W	91-57
@Southern Illinois	L	62-63
@Creighton	W	70-69
Southern Illinois	L	63-64
Southwest Missouri State	W	71-61
@Illinois State	W	77-67
Bradley	W	61-48
@Drake	L	63-73
@Northern Iowa	W	72-67
Evansville	L	65-68
Drake	W	67-48
@Wichita State	W	74-68
@Southwest Missouri State	L	67-80
Illinois State	W	65-64
*Southwest Missouri State	L	78-79
*MVC Tournament		

## 1999-00 SCHEDULE

Nov. 19	*George Washington
Nov. 20-21	Top of the World Classic
Nov. 27	Ball State
Dec. 1	@Butler
Dec. 4	@Austin Peay
Dec. 7	Western Illinois
Dec. 10	+North Texas
Dec. 11	+Indiana Invitational
Dec. 19	Eastern Illinois
Dec. 22	Tennessee State
Dec. 30	Wichita State
Jan. 6	Creighton
Jan. 8	@Bradley
Jan. 12	@Illinois State
Jan. 15	Southwest Missouri State
Jan. 19	Southern Illinois
Jan. 22	Drake
Jan. 27	@Wichita State
Jan. 29	@Drake
Feb. 2	Illinois State
Feb. 6	@Southwest Missouri State
Feb. 9	@Northern Iowa
Feb. 12	Evansville
Feb. 16	@Creighton
Feb. 19	Northern Iowa
Feb. 23	@Southern Illinois
Feb. 26	@Evansville
Feb. 28	Bradley
Mar. 3-6	!Missouri Valley Conference Tournament
*Fairbanks, AL	
+Bloomington, IN	
!St. Louis, MO	

<b>Starters Returning (1)</b>	<b>POS</b>	<b>HT</b>	<b>WT</b>	<b>CL</b>	<b>PPG</b>	<b>RPG</b>	<b>APG</b>
Dean Oliver	G	5-11	175	Jr.	11.9	3.5	4.5
<b>Others Returning (10)</b>	<b>POS</b>	<b>HT</b>	<b>WT</b>	<b>CL</b>	<b>PPG</b>	<b>RPG</b>	<b>APG</b>
Kyle Galloway	G	6-5	190	So.	1.0	0.0	0.0
Marcelo Gomes	F	6-6	220	Jr.	1.0	0.5	0.0
Duez Henderson	F	6-7	200	So.	2.0	1.3	0.2
Jacob Jaacks	C	6-8	235	Sr.	6.8	4.3	0.8
Ryan Luehrsmann	G	6-1	175	Sr.	5.8	2.4	2.5
Jason Price	G	6-0	170	Sr.	1.1	0.8	0.8
Antonio Ramos	C	7-2	215	So.	0.7	0.3	0.3
Jason Smith	G	6-3	202	Jr.	0.4	0.3	0.1
Rod Thompson	F	6-6	230	So.	1.0	0.4	0.0
John Carl Williams	F	6-9	250	So.	0.0	0.5	0.0
<b>Starters Lost (4)</b>	<b>POS</b>	<b>HT</b>	<b>WT</b>	<b>PPG</b>	<b>RPG</b>	<b>APG</b>	
Jason Bauer	F	6-3	190	2.6	2.5	1.8	
J.R. Koch	F	6-10	225	10.4	4.2	0.6	
Kent McCausland	G	6-3	190	8.6	1.6	1.4	
Jess Settles	F	6-7	220	9.8	4.8	1.6	
<b>Others Lost (7)</b>	<b>POS</b>	<b>HT</b>	<b>WT</b>	<b>PPG</b>	<b>RPG</b>	<b>APG</b>	
Josiah Bilskemper	G	6-1	185	1.0	0.0	0.0	
Sam Okey	F	6-7	235	6.6	3.1	1.1	
Bryce Peterson	F	6-3	200	0.2	0.0	0.0	
Joey Range	F/G	6-5	220	7.8	3.0	0.5	
Mike Rebholz	F	6-5	210	0.0	0.0	0.0	
Guy Rucker	C	6-10	270	6.7	3.9	0.4	
B.J. Terrones	G	5-8	160	0.5	0.5	0.3	
<b>Newcomers (2)</b>	<b>POS</b>	<b>HT</b>	<b>WT</b>	<b>CL</b>	<b>College/High School/Hometown</b>		
Joe Ferrino	F	6-7	220	Jr.	Barton County//Hyde Park, MA		
Rod Griffin	F	6-6	220	Jr.	Southeastern//Ypsilanti, MI		

## 1998-99 RESULTS (20-10, 9-7 Big Ten)

Western Illinois	W	74-63
Northern Iowa	W	83-67
Creighton	L	73-75
@Drake	W	78-74
South Alabama	W	82-58
Detroit Mercy	W	61-60
@Kansas	W	85-81
Iowa State	W	74-54
Missouri	W	82-68
Coppin State	W	87-73
Indiana	W	67-52
@Northwestern	W	52-48
Illinois	W	84-62
@Ohio State	W	71-68
@Minnesota	L	70-75
@Michigan State	L	65-80
Wisconsin	L	52-72
Penn State	W	84-74
@Michigan	W	81-68
@Purdue	L	75-90
Michigan State	L	81-95
Minnesota	W	76-73
Ohio State	L	69-73
@Illinois	W	78-72
Northwestern	W	65-48
@Indiana	L	81-88
*Wisconsin	L	60-74
+Alabama-Birmingham	W	77-64
+Arkansas	W	82-72
+Connecticut	L	68-78
*Big Ten Tournament +NCAA Tournament		

## 1999-00 SCHEDULE

Oct. 23	Black & Gold Blowout
Oct. 31	Exhibition (TBA)
Nov. 5	Exhibition (TBA)
Nov. 11-12	*IKON Coaches vs. Cancer Classic
Nov. 21	Eastern Illinois
Nov. 27	@Creighton
Nov. 30	@Maryland
Dec. 3-4	Hawkeye Invitational
Dec. 7	@Northern Iowa
Dec. 11	@Iowa State
Dec. 19	@Missouri
Dec. 28	Drake
Jan. 5	Northwestern
Jan. 8	Michigan State
Jan. 12	@Minnesota
Jan. 15	@Penn State
Jan. 18	@Indiana
Jan. 22	Michigan
Jan. 26	Illinois
Jan. 29	@Wisconsin
Feb. 3	Kansas
Feb. 5	Purdue
Feb. 9	@Ohio State
Feb. 12	@Illinois
Feb. 16	@Purdue
Feb. 23	Wisconsin
Feb. 27	Minnesota
Feb. 29	
(Mar. 2)	@Michigan
Mar. 9-12	+Big Ten Tournament
*New York, NY	+Chicago, IL

# OPPONENTS



## IOWA STATE

December 19, 1999  
James H. Hilton Coliseum, Ames, IA



Location: Ames, IA 50011  
Enrollment: 25,585  
Conference: Big 12  
Nickname: Cyclones  
Colors: Cardinal and Gold  
Arena (Capacity): James H. Hilton Coliseum (14,044)  
1998-99 Overall Record: 15-15  
1998-99 Conference Record/Finish: 6-10/9th  
1998-99 Post-Season Play: None  
All-Time Record vs. UNI: 28-6  
Last Meeting: Dec. 2, 1998-UNI, 61-57  
President: Dr. Martin C. Jischke  
Athletic Director: Gene Smith  
SID: Tom Kroeschell  
Men's Basketball Contact: Beth Haag



Larry Eustachy

SID Office Phone: 515-294-3372  
Haag's Home Phone: 515-963-9815  
Address: Athletic Media Relations  
Jacobson Athletic Bld.  
1800 S. Fourth St.  
Ames, IA 50011  
Fax: 515-294-0558  
Press Row: 515-294-6178  
Head Coach: Larry Eustachy (Long Beach State '79)  
Record at ISU: 15-15 (1)  
Overall Record: 174-101 (9)  
Assistants: Leonard Perry (Idaho '91), Terry Carroll (Northern Iowa '78)  
Basketball Office Phone: 515-294-8232

Starters Returning (4)	POS	HT	WT	CL	PPG	RPG	APG
Marcus Fizer	F	6-8	240	Jr.	18.0	7.6	1.1
Stevie Johnson	F	6-4	220	Sr.	8.1	7.6	3.1
Michael Nurse	G	5-11	180	Sr.	10.3	2.8	2.8
Martin Rancik	F	6-9	225	Jr.	10.3	4.3	0.6
Others Returning (0)	POS	HT	WT	CL	PPG	RPG	APG
Starters Lost (1)	POS	HT	WT	PPG	RPG	APG	
Rodney Hampton	G	6-2	190	5.1	2.8	1.5	
Others Lost (5)	POS	HT	WT	PPG	RPG	APG	
Paris Corner	G	6-3	185	4.0	1.8	1.5	
Klay Edwards	F	6-9	225	5.8	4.7	0.3	
Lamar Gregg	G	6-3	190	1.6	1.1	0.6	
Lee Love	G	6-1	170	2.9	1.1	1.9	
Tony Rampton	C	6-11	235	1.3	1.8	0.2	

Newcomers (6)	POS	HT	WT	CL	College/High School/Hometown
Kyle Brumm	G	6-1	185	Fr.	Merrillville Andean/Crown Point, IN
Richard Evans	G/F	6-4	190	Jr.	Kilgore/Kimball/Dallas, TX
Brandon Hawkins	G	6-3	185	Fr.	St. Thomas More Academy/LA Crenshaw/Fontana, CA
Kantrail Horton	G	6-2	210	Jr.	Middle Georgia/Newtown Country/Covington, GA
Jamaal Tinsley	G	6-2	185	Jr.	Mount San Jacinto/Tilden/Brooklyn, NY
Thomas Watkins	G	6-1	190	Jr.	Mesa/South Mountain/Phoenix, AZ

1998-99 RESULTS (15-15, 6-10 Big 12)	
Chicago State	W 79-48
*Saint Mary's	W 74-72 OT
*Cincinnati	L 52-60
*Fresno State	W 79-70
@Northern Iowa	L 57-61
North Texas	W 72-45
Western Illinois	W 80-73 OT
Drake	W 57-56
@Iowa	L 54-74
+Arizona	L 61-75
New Orleans	W 61-51
Rice	W 50-45
Southern-New Orleans	W 112-43
Oklahoma	L 52-56
@Texas	L 45-71
@Kansas	L 60-74
Colorado	W 60-51
@Texas A&M	W 64-43
Texas Tech	W 70-62
@Colorado	L 44-64
Nebraska	W 52-47
@Oklahoma State	L 72-81
Kansas State	L 62-67
Missouri	L 61-77
@Nebraska	L 57-59
Baylor	W 64-42
@Kansas State	L 58-64 OT
@Missouri	L 64-75
Kansas	W 52-50
!Colorado	L 61-69
*Carrs Great Alaska Shootout	
+Las Vegas Shootout	
!Big 12 Tournament	

1999-00 SCHEDULE	
Nov. 10	Global Sports (Exhib.)
Nov. 15	Simon Fraser (Exhib.)
Nov. 19	@Drake
Nov. 26	@Hawaii-Hilo
Nov. 27-28	@Big Island Invitational
Dec. 3	Mississippi Valley State
Dec. 4	Norwest Cyclone Challenge
Dec. 8	Wisconsin-Milwaukee
Dec. 11	Iowa
Dec. 19	Northern Iowa
Dec. 21	Idaho State
Dec. 22	Tribune Holiday Classic
Dec. 28	Maryland-Eastern Shore
Jan. 2	Arkansas State
Jan. 8	Missouri
Jan. 12	@Nebraska
Jan. 16	Colorado
Jan. 19	@Kansas State
Jan. 22	@Oklahoma
Jan. 26	Texas A&M
Jan. 29	Kansas
Feb. 2	Kansas State
Feb. 9	@Missouri
Feb. 12	Nebraska
Feb. 16	@Kansas
Feb. 19	@Colorado
Feb. 22	Texas
Feb. 26	Oklahoma State
Mar. 1	@Texas Tech
Mar. 4	@Baylor
Mar. 9-12	@Big 12 Tournament

## UMKC

November 23, 1999  
UNI-Dome, Cedar Falls, IA



### KANGAROOS

Location: Kansas City, MO 64110-2499  
Enrollment: 13,000  
Conference: Mid-Continent  
Nickname: Kangaroos  
Colors: Blue and Gold  
Arena (Capacity): Municipal Auditorium (9,827)  
1998-99 Overall Record: 8-22  
1998-99 Conference Record/Finish: 3-11/T7th  
1998-99 Post-Season Play: None  
All-Time Record vs. UNI: 0-2  
Last Meeting: Dec. 1, 1997-UNI, 79-61  
Chancellor: Gordon Lamb  
Athletic Director: Robert Thomas  
SID: Geoff Hill  
Men's Basketball Contact: Geoff Hill



Bob Sundvold

SID Office Phone: 816-235-5475  
Hill's Home Phone: 816-524-2713  
Address: 207 Swinney Recreation Center  
5100 Rockhill Rd.  
Kansas City, MO 64110-2499  
Fax: 816-235-1035  
Press Row: 816-871-3780  
Head Coach: Bob Sundvold (South Dakota St. '77)  
Record at UMKC: 27-57 (3)  
Overall Record: 109-95 (7)  
Assistants: Steve Eck (Kansas Newman '77), Mike Sharpe (Kansas State '90), Gary Abner (Wichita State '99)  
Basketball Office Phone: 816-235-2718

Starters Returning (1)	POS	HT	WT	CL	PPG	RPG	APG
Robby Graves	G	6-2	205	So.	8.5	4.5	2.2
Others Returning (2)	POS	HT	WT	CL	PPG	RPG	APG
Will Palmer	F	6-7	235	So.	6.3	4.5	1.3
Marc Stricker	G	6-4	185	So.	4.7	1.0	1.2
Starters Lost (4)	POS	HT	WT	PPG	RPG	APG	
Jimmy Keller	F	6-6	224	8.7	5.6	1.7	
Hal Lewis	C	6-7	225	7.8	3.8	0.5	
Nick Richmond	G	6-2	180	6.9	1.7	1.7	
Eddie Smith	G	6-0	170	16.1	3.3	2.9	
Others Lost (6)	POS	HT	WT	PPG	RPG	APG	
Seth Breikreutz	C	6-9	221	4.4	2.9	0.3	
Sherod Dent	F	6-4	209	5.9	2.6	1.3	
Anton Hall	G	6-2	206	1.4	1.6	1.1	
Anthony Love	G	5-9	165	1.1	0.7	0.5	
Brad Mann	F	6-6	226	5.4	2.9	0.5	
Jack Savage	F	6-4	206	2.2	1.9	1.6	

Newcomers (7)	POS	HT	WT	CL	College/High School/Hometown
Terrance Chatman	G	5-11	188	Jr.	Garden City JC/Northwestern/Detroit, MI
Marcus Golson	F	6-8	195	So.	Baylor/Blue Valley NW/Overland Park, KS
Michael Jackson	F	6-7	215	So.	Butler County JC/Blue Valley NW/Overland Park, KS
Cory Jones	G	6-5	190	Fr.	North Little Rock/North Little Rock, AR
Matt Suther	G	6-4	185	So.	Butler County JC/Frankfort/Frankfort, KS
Michael Watson	G	5-11	170	Fr.	Central/Kansas City, MO
Chris Williams	F	6-8	190	Fr.	Notre Dame/Sherman Oaks, CA

1998-99 RESULTS (8-22, 3-11 Mid-Con)	
@South Alabama	L 62-74
Creighton	L 58-79
William Penn	W 86-48
@Southwest Missouri St.	L 68-74
*Illinois State	L 48-50
*Hofstra	W 52-51
*Baylor	W 49-46
@Valparaiso	L 63-66
@IUPUI	L 76-80
@Wisconsin-Milwaukee	W 88-68
Texas-San Antonio	L 83-85
@Kansas State	L 39-67
Cal Poly	W 103-97
Nebraska	L 65-81
Chicago State	W 64-49
Western Illinois	W 87-81
Oral Roberts	L 72-80
@Southern Utah	L 80-90
@Oakland	L 81-88
@Youngstown State	L 58-61
Southern Utah	L 86-87 OT
@Western Illinois	L 56-80
@Chicago State	W 73-67
Valparaiso	L 73-86
IUPUI	L 81-83 OT
@Denver	L 77-96
@Oral Roberts	L 90-98
Oakland	L 78-90
Youngstown State	L 62-85
+Western Illinois	L 71-77
*Honolulu Shootout +Mid-Con Tournament	

1999-00 SCHEDULE	
Nov. 13	Exhibition
Nov. 16	Exhibition
Nov. 21	William Penn
Nov. 23	@Northern Iowa
Nov. 27	Wisconsin-Milwaukee
Nov. 30	@Texas-Arlington
Dec. 4	Arkansas-Little Rock
Dec. 8	@Delaware State
Dec. 11	@Maryland-Eastern Shore
Dec. 16	Bellevue (NE)
Dec. 19	@Saint Louis
Dec. 22	Southwest Missouri State
Dec. 28	@Tulsa
Jan. 3	Valparaiso
Jan. 6	@Chicago State
Jan. 8	@Western Illinois
Jan. 13	@Oral Roberts
Jan. 15	Southern Utah
Jan. 20	Youngstown State
Jan. 22	Oakland
Jan. 27	@Southern Utah
Feb. 3	Western Illinois
Feb. 5	Chicago State
Feb. 10	@Valparaiso
Feb. 12	@IUPUI
Feb. 19	Oral Roberts
Feb. 24	@Oakland
Feb. 26	@Youngstown State
Feb. 29	IUPUI
Mar. 5-7	*Mid-Continent Tournament
	*Fort Wayne, IN



# OPPONENTS

## SOUTHERN ILLINOIS

February 3, 2000  
UNI-Dome, Cedar Falls, IA  
February 17, 2000  
SIU Arena, Carbondale, IL

Location: Carbondale, IL  
62901  
Enrollment: 22,252  
Conference: Missouri Valley  
Nickname: Salukis  
Colors: Maroon and White  
Arena (Capacity): SIU Arena  
(10,000)  
1998-99 Overall Record: 15-12  
1998-99 Conference Record/Finish:  
10-8/T5th  
1998-99 Post-Season: None  
All-Time Record vs. UNI: 15-7  
Last Meeting: Feb. 20, 1999-Southern  
Illinois 66, UNI 61  
President: Dr. Ted Sanders  
Athletic Director: Dr. Harold R. Bardo  
SID: Fred Huff  
Men's Basketball Contact:  
Fred Huff



Bruce Weber

SID Office Phone: 618-453-7235  
Huff's Home Phone:  
618-542-2780  
Address: SIU, Lingle Hall  
Room 118  
Carbondale, IL 62901  
Fax: 618-542-2780  
Press Row: 618-453-3049  
Head Coach: Bruce Weber  
(Wisconsin-Milwaukee '74)  
Record at Southern Illinois: 15-12 (1 year)  
Overall Record: 15-12 (1 year)  
Assistants: Matt Painter (Purdue '94),  
Lynn Mitchem (Butler '83),  
Rodney Watson (Eastern Illinois '82)  
Basketball Office Phone: 618-453-4667



Starters Returning (4)	POS	HT	WT	CL	PPG	RPG	APG
Ricky Collum	G	6-2	180	So.	11.4	1.8	2.3
Abel Schrader	G	6-9	210	Sr.	5.6	2.7	0.7
Chris Thunell	F	6-4	185	Sr.	10.2	2.5	1.3
Derrick Tilmon	C	6-8	210	Sr.	7.3	2.3	0.3
Others Returning (5)	POS	HT	WT	CL	PPG	RPG	APG
Lance Brown	G	6-3	190	Sr.	0.3	0.4	0.7
Joshua Cross	G	6-4	220	Jr.	5.6	4.6	0.9
Gianandrea Marcaccini	G	6-4	195	Sr.	1.8	0.9	1/2
Brandon Mells	G	6-1	185	So.	4.4	2.1	2.3
Jason Ward	F	6-6	195	So.	0.0	0.2	0.0
Others Lost (5)	POS	HT	WT	PPG	RPG	APG	
Ryan Hammer	G	6-1	176	0.4	0.1	0.0	
James Jackson	F/C	6-6	215	1.1	1.8	0.1	
Monte Jenkins	F	6-4	192	14.5	5.4	2.4	
Ashanti Miller	F	6-4	200	0.5	1.3	0.0	
James Watts	C	6-8	227	3.4	2.7	0.5	
Newcomers (5)	POS	Ht	WT	CL	College/High School/Hometown		
David Carney	G	5-10	165	Fr.	Tells City/Tells City, IN		
Jermaine Dearman	F	6-8	205	Fr.	Warren Central/Indianapolis, IN		
Brad Korn	F	6-9	190	Fr.	Plano/Plano, IL		
Kent Williams	G	6-2	173	Fr.	Mt. Vernon/Mt. Vernon, IL		
Sylvester Willis	G/F	6-6	208	Fr.	Thornwood/Calumet City, IL		

### 1998-99 RESULTS (15-12, 10-8 MVC)

@Murray State	L	62-65
Virginia Commonwealth	W	59-58
Oregon	L	64-70
@Creighton	L	60-86
Southwest Missouri State	L	62-77
Saint Louis	W	70-58
Illinois-Chicago	W	63-37
@Western Kentucky	L	69-78
*Southeast Missouri State	W	70-49
Tulsa	W	70-56
Bradley	L	59-65
Indiana State	W	63-62
Wichita State	W	67-55
@Northern Iowa	L	58-80
Drake	W	69-52
@Indiana State	W	64-63
@Wichita State	W	58-52
@Evansville	L	56-61
Illinois State	W	60-49
Creighton	W	85-78
@Illinois State	W	69-63
@Southwest Missouri State	L	68-72
Evansville	W	80-65
@Drake	L	60-64
Northern Iowa	W	66-61
@Bradley	L	56-58
*Bradley	L	56-58
*St. Louis, MO		

### 1999-00 SCHEDULE

Nov. 6	Exhibition
Nov. 13	Exhibition
Nov. 20	Western Kentucky
Nov. 23	Murray State
Nov. 28	@Long Beach State
Nov. 30	@Ball State
Dec. 8	Evansville
Dec. 11	@Illinois-Chicago
Dec. 18	@Southwest Missouri State
Dec. 21	*UMass
Dec. 22-23	@Puerto Rico Holiday Classic
Dec. 30	Tennessee-Martin
Jan. 2	Southeast Missouri State
Jan. 5	@Illinois State
Jan. 8	Creighton
Jan. 12	@Saint Louis
Jan. 16	@Wichita State
Jan. 19	@Indiana State
Jan. 22	Bradley
Jan. 26	Drake
Jan. 29	@Evansville
Feb. 3	@Northern Iowa
Feb. 5	@Drake
Feb. 10	Wichita State
Feb. 12	Illinois State
Feb. 17	Northern Iowa
Feb. 19	@Creighton
Feb. 23	Indiana State
Feb. 26	@Bradley
Feb. 28	Southwest Missouri State
Mar. 3-6	+Missouri Valley Conference Tournament

\*San Juan, Puerto Rico +St. Louis, MO

## SOUTHWEST MISSOURI

January 5, 2000  
Hammons Student  
Center, Springfield, MO  
February 12, 2000  
UNI-Dome, Cedar Falls, IA

Location: Springfield, MO  
65804  
Enrollment: 18,207  
Conference: Missouri Valley  
Nickname: Bears  
Colors: Maroon and White  
Arena (Capacity): Hammons Student  
Center (8,846)  
1998-99 Overall Record: 22-11  
1998-99 Conference Record/Finish:  
11-7/T2nd  
1998-99 Post-Season Play: 2-1 NCAA  
Tournament  
All-Time Record vs. UNI: 25-9  
Last Meeting: Jan. 21, 1999-SMS,  
83, UNI 75  
President: Dr. John Keiser



Barry Hinson



Athletic Director: Bill Rowe  
SID: Mark Stillwell  
Men's Basketball Contact:  
Mark Stillwell  
SID Office Phone: 417-836-5402  
Stillwell's Home Phone: 417-862-7962  
Address: 901 South  
National Ave.  
Springfield, MO 65804  
Fax: 417-836-4868  
Press Row: 417-836-4150  
Head Coach: Barry Hinson  
(Oklahoma State '83)  
Record at SMS: 0-0 (0)  
Overall Record: 36-23 (2)  
Assistants: Tommy Deffebaugh  
(Drury '85), Ric Wesley (Central  
Michigan '80), Steve Lynch  
(Manchester '93)  
Basketball Office Phone: 417-836-5250

Starters Returning (3)	POS	HT	WT	CL	PPG	RPG	APG
Kevin Ault	G	6-3	196	Sr.	11.7	4.5	2.7
Ron Bruton	F	6-6	190	Sr.	5.2	5.2	1.0
William Fontleroy	G	6-3	188	Sr.	10.8	2.6	4.1
Others Returning (4)	POS	HT	WT	CL	PPG	RPG	APG
Scott Brakebill	F	6-8	220	So.	4.2	2.8	0.2
Eric Judd	G	6-1	185	Sr.	1.8	0.7	0.3
Allen Phillips	G/F	6-5	196	Sr.	10.4	4.0	1.7
Matt Reuter	F	6-8	235	Jr.	2.2	1.8	0.2
Starters Lost (2)	POS	HT	WT	PPG	RPG	APG	
Danny Moore	C	6-11	243	16.5	6.1	0.5	
Ken Stringer	F	6-4	205	5.7	3.4	2.0	
Others Lost (4)	POS	HT	WT	PPG	RPG	APG	
Ryan Bettenhausen	G	6-0	180	2.9	0.9	1.4	
Brandon Miller	G	6-0	165	3.1	0.8	1.4	
Paul Murans	F	6-6	208	1.1	0.6	0.1	
Butch Tshomba	F	6-6	190	0.6	0.6	0.4	
Newcomers (7)	POS	HT	WT	CL	College/High School/Hometown		
Steve Ausler	F	6-7	215	Fr.	Morrilton/Morrilton, AR		
Matt Engstrom	F/C	6-9	253	Fr.	Mahomet-Seymour/Mahomet, IL		
Charles Gaines	F	6-7	200	Fr.	Klein Forest/Houston, TX		
Brian George	C	6-10	210	Fr.	Kickapoo/Springfield, MO		
Kurt Spurgeon	F	6-5	200	Fr.	Central/DeWitt, IA		
Travis Walk	G/F	6-5	180	Fr.	Wichita Heights/Wichita, KS		
Nic Wright	G	6-4	180	Jr.	McLennan/Leander/Leander, TX		

### 1998-99 RESULTS (22-11, 11-7 MVC)

@Butler	W	72-57
@Missouri	W	72-69
@Stanford	L	51-76
Missouri-Kansas City	W	74-68
Texas Southern	W	77-47
Louisiana Tech	W	86-60
Long Beach State	W	80-52
@Southern Illinois	W	76-62
Texas Christian	L	69-71
Southeast Missouri St.	W	67-56
@Northern Iowa	W	81-66
@Saint Louis	W	79-67
Illinois State	L	71-68
Creighton	L	70-72
Bradley	W	83-78
Drake	W	91-47
@Wichita State	L	88-94 2OT
Northern Iowa	W	83-75
@Indiana State	L	61-71
@Drake	W	90-85
Wichita State	W	89-58
@Illinois State	L	54-62
Evansville	L	62-65
Southern Illinois	W	72-68 OT
@Bradley	W	61-48
@Creighton	L	76-79
Indiana State	W	80-67
@Evansville	L	65-68 OT
*Indiana State	W	79-78 OT
*Creighton	L	70-78
+Wisconsin	W	43-32
+Tennessee	W	81-51
+Duke	L	61-78
*MVC Tournament +NCAA Tournament		

### 1999-00 SCHEDULE

Nov. 8	Basketball Travelers (Exhib.)
Nov. 16	Ural Great Russia (Exhib.)
Nov. 20	New Orleans
Nov. 26-28	@Hawaii Pacific
	Thanksgiving Classic
Dec. 3-4	Pizza Hut Classic
Dec. 7	@Tulsa
Dec. 11	@Texas Christian
Dec. 18	Southern Illinois
Dec. 22	@UMKC
Dec. 29	@Creighton
Jan. 2	Saint Louis
Jan. 5	Northern Iowa
Jan. 8	Texas Christian
Jan. 12	Wichita State
Jan. 15	@Indiana State
Jan. 19	Creighton
Jan. 22	@Illinois State
Jan. 26	Evansville
Jan. 30	@Bradley
Feb. 2	@Wichita State
Feb. 6	Indiana State
Feb. 10	Drake
Feb. 12	@Northern Iowa
Feb. 16	@Evansville
Feb. 19	Bradley
Feb. 23	@Drake
Feb. 26	Illinois State
Feb. 28	@Southern Illinois
Mar. 3-6	*Missouri Valley Conference Tournament
*St. Louis, MO	

# OPPONENTS

61



## TENNESSEE STATE

November 27, 1999  
UNI-Dome, Cedar Falls, IA



Location: Nashville, TN  
37209

Enrollment: 8,750

Conference: Ohio Valley

Nickname: Tigers

Colors: Royal Blue and White

Arena (Capacity): Howard  
Gentry Complex (10,500)

1998-99 Overall Record: 12-15

1998-99 Conference

Record/Finish: 9-9/T3rd

1998-99 Post-Season Play: None

All-Time Record vs. UNI: 0-2

Last Meeting: Nov. 23, 1998-UNI,  
74-70 OT

President: Dr. James Hefner

Athletic Director: Dr. Jim Smith

SID: Johnny Franks

Men's Basketball Contact: Johnny  
Franks



Franklin Allen

SID Office Phone:  
615-963-5894

Franks' Home Phone:  
615-595-0522

Address: 3500 John Merritt  
Blvd.

Nashville, TN 37209

Fax: 615-963-7616

Press Row: 615-963-7616

Head Coach: Frankie Allen

(Roanoke College '71)

Record at TSU: 108-118 (8)

Overall Record: 164-179 (12)

Assistants: Scott Monarch

(Mississippi Valley St. '90),

Shayne Carey (Stephen F. Austin  
State '94)

Basketball Office Phone: 615-  
963-5900

Starters Returning (2)	POS	HT	WT	CL	PPG	RPG	APG
Ralph Martin	F	6-8	265	Jr.	4.4	4.1	0.4
Jamie Roberts	G	6-3	190	Jr.	17.6	4.1	1.2
Others Returning (3)	POS	HT	WT	CL	PPG	RPG	APG
Leon Murray	G	6-3	205	Sr.	3.7	2.9	2.8
Kevin Samuel	G	6-3	205	Jr.	(from '97-98)		
John Strong	G	6-3	185	Jr.	0.0	0.3	0.3
Starters Lost (3)	POS	HT	WT	PPG	RPG	APG	
Jason Johnson	C	6-8	235	13.1	7.7	1.1	
Brian Williams	G	6-0	180	4.7	1.8	4.0	
Corey Williams	F	6-7	210	12.7	8.4	1.8	
Others Lost (11)	POS	HT	WT	PPG	RPG	APG	
Julian Bankston	C	6-10	255	5.4	4.0	0.3	
Rayan Beane	C	6-11	275	1.8	0.6	0.0	
Darwin Carter	G	6-0	175	8.1	2.4	3.1	
Bryant Herbert	F	6-4	195	0.4	0.8	0.1	
DeMario Jones	F	6-7	210	13.2	5.0	1.8	
George Parker	G	6-5	180	4.9	1.7	0.6	
DeJuan Robinson	G	6-0	175	0.2	0.4	0.0	
Kyle Rolston	F	6-5	205	0.4	0.8	0.0	
Damon Ross	G	5-10	165	0.3	0.5	0.8	
Harold Spencer	G	6-0	175	1.9	0.9	0.3	
Thomas Stovall	G	6-2	195	2.0	1.0	0.0	

Newcomers (3)	POS	HT	WT	CL	College/High School/Hometown
Kurtis Murray	G	6-5	185	Jr.	Connors State/Hamilton/Memphis, TN
Jair Peralta	G	5-11	175	Jr.	Three Rivers/Panama City, Panama/Poplar Bluff, MO
Justin Wingfield	C	6-11	255	Fr.	Blessed Sacrament-Huguenot/Richmond, VA

### 1998-99 RESULTS (12-15, 9-9 OVC)

@Tennessee	L	69-91
Trevecca Nazarene	W	92-67
Northern Iowa	L	70-74 OT
Spaulding	W	97-64
Eastern Illinois	W	67-59
Southeast Missouri State	L	49-70
*Troy State	W	83-72
@New Orleans	L	48-55
@Kentucky	L	47-97
@Austin Peay	W	80-70
@Eastern Kentucky	W	86-79
@Morehead State	L	76-92
@Eastern Illinois	L	63-72
Middle Tennessee State	L	60-70
Tennessee Tech	W	74-64
@Murray State	L	71-81
@Tennessee-Martin	W	67-56
Belmont	L	75-78
Austin Peay	L	83-92
@Southeast Missouri State	L	54-61
Eastern Kentucky	W	86-72
Morehead State	W	82-78
@Middle Tennessee State	L	74-78
@Tennessee Tech	W	68-67
Murray State	L	63-95
Tennessee-Martin	W	66-57 OT
@Middle Tennessee State	L	68-75
*New Orleans, LA		

### 1999-00 SCHEDULE

Nov. 8	Blue & White Game (Exhib.)
Nov. 11	Vasda (Exhib.)
Nov. 16	Sports Reach (Exhib.)
Nov. 19	Knoxville College
Nov. 27	@Northern Iowa
Dec. 1	@Georgia
Dec. 4	*Pacific
Dec. 5	*PowerBar Invitational
Dec. 16	Jacksonville State
Dec. 20	@Louisville
Dec. 22	@Indiana State
Dec. 29	+Youngstown State
Dec. 30	+Dr. Pepper Classic
Jan. 3	@Wright State
Jan. 6	@Southeast Missouri State
Jan. 8	@Eastern Illinois
Jan. 13	Morehead State
Jan. 15	Eastern Kentucky
Jan. 18	@Tennessee-Martin
Jan. 20	@Tennessee Tech
Jan. 22	@Middle Tennessee State
Jan. 29	Austin Peay State
Feb. 1	Murray State
Feb. 3	Southeast Missouri State
Feb. 5	Eastern Illinois
Feb. 8	@Murray State
Feb. 10	@Morehead State
Feb. 12	@Eastern Kentucky
Feb. 17	Tennessee Tech
Feb. 19	Middle Tennessee State
Feb. 21	Tennessee-Martin
Feb. 26	@Austin Peay State
Feb. 29-	Ohio Valley Conference
Mar. 5	Tournament
*Honolulu, HI	+Chattanooga, TN
*Nashville, TN	

## TEXAS-PAN AMERICAN

December 29, 1999  
UTPA Field House, Edinburg, TX



Location: Edinburg, TX 78539

Enrollment: 12,300

Conference: Independent

Nickname: Broncs

Colors: Green, White and  
Orange

Arena (Capacity): UTPA Field  
House (5,000)

1998-99 Overall Record: 5-22

1998-99 Post-Season Play:

None

All-Time Record vs. UNI: 1st Meeting

President: Dr. Miguel Nevarez

Athletic Director: William Weidner

SID: Derek Smolik

Men's Basketball Contact:

Derek Smolik



Bob Hoffman

SID Office Phone:

956-381-2240

Smolik's Home Phone:

956-387-0778

Address: 1201 W.

University Dr.

Edinburg, TX 78539-2999

Fax: 956-381-2398

Press Row: 956-281-2236

Head Coach: Bob Hoffman

(Oklahoma Baptist '79)

Record at UTPA: 0-0 (1st)

Overall Record: 330-95 (10)

Assistants: TBA

Basketball Office Phone: 956-  
381-2228

<b>Starters Returning (4)</b>	<b>POS</b>	<b>HT</b>	<b>WT</b>	<b>CL</b>	<b>PPG</b>	<b>RPG</b>	<b>APG</b>
John Braxton	F	6-4	205	Jr.	10.4	4.8	2.0
Kirby Lemons	F	6-9	225	So.	13.6	8.9	1.0
Brian Merriweather	G	6-3	185	Jr.	23.7	2.7	1.3
Matt Palmquist	C	6-9	210	Sr.	8.2	6.3	1.3
<b>Others Returning (1)</b>	<b>POS</b>	<b>HT</b>	<b>WT</b>	<b>CL</b>	<b>PPG</b>	<b>RPG</b>	<b>APG</b>
Wataru Banks	G	6-4	175	So.	6.8	2.6	1.5
<b>Starters Lost (1)</b>	<b>POS</b>	<b>HT</b>	<b>WT</b>	<b>PPG</b>	<b>RPG</b>	<b>APG</b>	
Lalo Rios	G	5-10	175	7.3	3.7	6.3	
<b>Others Lost (6)</b>	<b>POS</b>	<b>HT</b>	<b>WT</b>	<b>PPG</b>	<b>RPG</b>	<b>APG</b>	
Charles Baker	G	6-1	185	1.8	0.8	0.4	
Larry Gibbs	F	6-7	220	4.3	3.3	0.4	
Brucal Green	F	6-6	185	5.3	2.5	0.8	
Larry Jackson	F	6-5	190	11.9	5.7	2.6	
George Simpkins	F	6-7	200	1.4	0.6	0.3	
Dewayne Watson	C	6-9	225	0.5	0.8	0.0	
<b>Newcomers (6)</b>	<b>POS</b>	<b>HT</b>	<b>CL</b>	<b>College/High School/Hometown</b>			
Gary Booker	F	6-8	Jr.	Southwestern JC/Charles Gorton/Yonkers, NY			
Kwasinda Curtis	G	6-1	Jr.	Northeastern JC/Denver, CO			
Karion Haywood	G	6-3	Jr.	Garden City CC/Red Spring/Red Spring, NC			
Reggie Kuzet	C	6-11	Jr.	Boosier-Parish CC/Croatia			
Gabe Rhoads	F	6-6	Jr.	Snow College/Provo/Provo, UT			
Rashawn Williams	F	6-3	Jr.	Northeastern CC/Cincinnati, OH			

### 1998-99 RESULTS (5-22)

@Rice	L	40-80
@LSU	L	56-75
@Providence	L	78-88
@Pittsburgh	L	71-79
Colorado State	L	62-73
Illinois	L	56-71
*Louisiana Tech	L	80-83
*Texas Southern	W	73-61
@New Mexico	L	94-101
@DePaul	L	82-93
@Texas Tech	L	88-101
Louisiana Tech	W	84-78
Gonzaga	L	73-74
@Baylor	L	85-102
@Southern Methodist	L	75-86
Arkansas-Little Rock	W	76-69
Southwestern Louisiana	L	60-73
@Arkansas-Little Rock	L	68-70
@Northwestern	L	47-76
@South Alabama	L	69-90
Denver	W	86-67
@Louisiana Tech	L	76-97
South Alabama	L	69-75
@Wyoming	L	85-103
@Denver	L	88-98
@Southwestern Louisiana	L	81-93
IUPUI	W	86-68
*Springfield, MO		

### 1999-00 SCHEDULE

Nov. 13	Monterrey Tech (Exhib.)
Nov. 18	California Pump All-Stars (Exhib.)
Nov. 23	Oral Roberts
Nov. 27	Wright State
Dec. 1	@Alabama-Birmingham
Dec. 6	@Texas-El Paso
Dec. 8	@Illinois
Dec. 15	@Arkansas
Dec. 20	Mary-Hardin-Baylor
Dec. 22	Pacific
Dec. 29	Northern Iowa
Dec. 30	St. Edwards
Jan. 3	Rice
Jan. 6	@Colorado State
Jan. 8	@Gonzaga
Jan. 10	Southwestern Louisiana
Jan. 13	St. Mary's (San Antonio)
Jan. 15	@Oral Roberts
Jan. 17	@Southwestern Louisiana
Jan. 22	@Centenary
Jan. 24	Florida International
Jan. 29	@Belmont
Feb. 5	@Texas A&M-Corpus Christi
Feb. 7	@Florida International
Feb. 12	Belmont
Feb. 15	@Colorado
Feb. 19	Texas A&M-Corpus Christi
Feb. 26	Centenary
Feb. 28	Washington State
Mar. 4	@IUPUI



## WICHITA STATE

January 22, 2000  
Henry Levitt Arena, Wichita, KS  
February 28, 2000  
UNI-Dome, Cedar Falls, IA

Location: Wichita, KS 67260-0018

Enrollment: 14,773  
Conference: Missouri Valley  
Nickname: Shockers  
Colors: Black and Yellow  
Arena (Capacity): Henry Levitt Arena (10,423)

1998-99 Overall Record: 13-17

1998-99 Conference Record/Finish: 6-12/T8th

1998-99 Post-Season: None

All-Time Record vs. UNI: 10-7

Last Meeting: Feb. 27, 1999-Wichita State 74 OT, UNI 72

President: Dr. Don Beggs

Athletic Director: Jim Schaus

SID: Larry Rankin

Men's Basketball Contact: Larry Rankin



Randy Smithson

SID Office Phone:

316-978-3265

Rankin's Home Phone:

316-522-5590

Address: 1845 Fairmount

Wichita, KS 67260-0018

Fax: 316-978-3336

Press Row: 316-978-3299

Head Coach: Randy

Smithson (Wichita

State '81)

Record at Wichita State: 43-45 (3 years)

Overall Record: 43-45 (3 years)

Assistants: Carlos Diggins (Kansas

State '93), Bobby Kennen (Palm

Beach Atlantic '93), Dale Faber

(Wichita State '82)

Basketball Office Phone: 316-978-3252



## WISCONSIN-GREEN BAY

December 2, 1999,  
UNI-Dome, Cedar Falls, IA



Location: Green Bay, WI

54311

Enrollment: 5,600

Conference: Midwestern

Collegiate

Nickname: Phoenix

Colors: Green, White and Red

Arena (Capacity): Brown

County Arena (5,600)

1998-99 Overall Record: 20-11

1998-99 Conference

Record/Finish: 9-5/3rd

1998-99 Post-Season Play: None

All-Time Record vs. UNI: 18-8

Last Meeting: Dec. 12, 1998-UWGB

61, UNI 55

Chancellor: Dr. Mark Perkins

Athletic Director: Otis Chambers

SID: Brian Nicol

Men's Basketball Contact: Brian

Nicol



Mike Heideman

SID Office Phone:

920-465-2498

Nicol's Home Phone:

920-406-0576

Address: Phoenix Sports

Center

2420 Nicolette Dr.

Green Bay, WI 54311-7001

Fax: 920-465-2357

Press Row: 920-494-0711

Head Coach: Mike Heideman

(Wisconsin-LaCrosse '71)

Record at UWGB: 76-41 (4)

Overall Record: 142-70 (8)

Assistants: Bob Semling (Wisconsin-

Eau Claire '81), Ben Johnson

(Wisconsin-Green Bay '92),

Woody Wilson (Wisconsin-

Oshkosh '65)

Basketball Office Phone: 920-465-

2145

Starters Returning (4)	POS	HT	WT	CL	PPG	RPG	APG
Jerry Carstensen	F	6-7	220	Sr.	10.1	4.2	0.8
Paul Kraft	G	6-3	185	Jr.	3.7	2.0	1.7
B.J. LaRue	G	6-4	190	Sr.	13.2	4.2	2.2
Ryan Mueller	G/F	6-6	215	So.	4.5	2.4	0.8
Others Returning (4)	POS	HT	WT	CL	PPG	RPG	APG
DeVante Blanks	G	5-10	155	So.	1.7	0.5	0.7
Chancellor Collins	G/F	6-4	190	Fr.	2.5	1.0	0.3
Jeremy Pfister	G/F	6-5	215	Sr.	1.1	1.1	0.3
Ben Royten	G	6-1	185	Sr.	1.0	0.1	0.0
Starters Lost (2)	POS	HT	WT	PPG	RPG	APG	
Matt Hill	F	6-10	220	12.3	4.6	0.6	
Luke Kiss	G	6-1	185	3.2	3.0	5.8	
Others Lost (2)	POS	HT	WT	PPG	RPG	APG	
Ryan Borowicz	G	6-1	190	9.5	1.3	1.5	
Mike Nabena	F	6-8	240	3.2	2.0	0.2	
Newcomers (9)	POS	HT	WT	CL	College/High School/Hometown		
Greg Babcock	C	6-9	235	Fr.	Penn/Mishawaka, IN		
Ashley Booth	G	5-10	180	Fr.	Glenwood/Glenwood City, WI		
Gene Evans	G	6-2	160	Fr.	River Rouge/River Rouge, MI		
Lance Hargrove	G/F	6-4	175	Fr.	Troy/Troy, OH		
Chris Hempel	C	6-9	245	Fr.	South St. Paul/Inver Grove Heights, MN		
Aaron Jessup	G	6-4	195	So.	Bishop Borgess/Detroit, MI		
Mike King	F	6-8	220	Fr.	St. James/Guelph, Ontario, Canada		
Greg Monfre	G	6-0	170	Fr.	South/Waukesha, WI		
Derek Scheidt	G	6-3	180	Fr.	Winnebago Lutheran/Fond du Lac, WI		

## 1998-99 RESULTS (20-11, 9-5 MCC)

@Southwest Texas	L	44-71
@Illinois State	L	49-60
Northern Michigan	W	58-55
*West Virginia	L	63-64
*New Orleans	L	54-69
@Hawaii-Hilo	W	90-53
Miami (OH)	W	78-60
East Carolina	W	63-36
Northern Iowa	W	61-55
Bowling Green	W	64-58
Valparaiso	W	77-50
Texas Southern	W	67-46
Air Force	W	72-49
Detroit	L	37-43
Wisconsin-Milwaukee	W	74-66
@Illinois-Chicago	W	59-50
@Loyola	W	68-55
Cleveland State	W	60-57
Wright State	W	54-52
Butler	L	50-57
@Cleveland State	W	71-67 OT
@Detroit	L	54-67
@Appalachian State	L	53-55
@Wisconsin-Milwaukee	L	57-59
Loyola	W	78-60
@North Carolina-Wilmington	W	61-58
Illinois-Chicago	W	74-70
@Wright State	W	58-40
@Butler	L	37-50
+Wisconsin-Milwaukee	W	72-66
+Butler	L	65-68 3OT
*Big Island Invitational		
+MCC Tournament		

## 1999-00 SCHEDULE

Nov. 9	Cimeba All-Star (Exhib.)
Nov. 13	Marathon Basketball (Exhib.)
Nov. 20	North Carolina-Wilmington
Nov. 23	@East Carolina
Nov. 26-28	*SoCon Holiday Hoops Tournament
Dec. 2	@Northern Iowa
Dec. 4	Miami (OH)
Dec. 8	@Wisconsin
Dec. 11	@Kent
Dec. 18	Southwest Texas State
Dec. 23	Appalachian State
Dec. 29-30	Oneida Bingo & Casino Classic
Jan. 3	@San Francisco
Jan. 8	Wisconsin-Milwaukee
Jan. 13	Loyola
Jan. 15	Illinois-Chicago
Jan. 20	@Butler
Jan. 22	@Wright State
Jan. 27	Cleveland State
Jan. 29	Detroit
Jan. 31	St. Bonaventure
Feb. 5	@Wisconsin-Milwaukee
Feb. 10	@Illinois-Chicago
Feb. 12	@Loyola
Feb. 17	Wright State
Feb. 19	Butler
Feb. 24	@Detroit
Feb. 26	@Cleveland State
Mar. 4-5, 7	+Midwestern Collegiate Tournament
	*Greenville, SC
	+Chicago, IL

Starters Returning (4)	POS	HT	WT	CL	PPG	RPG	APG
Carl Lemons	G	6-3	205	Sr.	4.9	2.6	2.7
Troy Mack	F	6-8	230	Jr.	6.1	5.3	0.8
Jason Perez	G	6-4	205	Sr.	16.8	5.5	3.0
Darrin Williams	F	6-8	242	Sr.	6.7	3.5	0.9
Others Returning (5)	POS	HT	WT	CL	PPG	RPG	APG
Terrell Benton	G	6-5	181	So.	4.1	1.2	1.0
Jay Lewis	G	6-1	186	So.	2.2	1.1	1.2
Mahmoud Martina	F	6-10	240	So.	2.6	1.8	0.1
Reggie Smithson	G	6-1	185	So.	2.0	0.6	0.7
Craig Steven	G	6-2	187	So.	3/6	2/1	2.8
Others Lost (5)	POS	HT	WT	PPG	RPG	APG	
James Bunch	F	6-9	251	1.3	2.0	0.2	
Maurice Evans	G/F	6-5	218	22.6	4.6	2.0	
Kurt Flowers	F	6-8	250	0.0	1.5	0.3	
Luke Utting	F	6-7	230	1.3	1.0	0.6	
Bart Westgeest	F	6-9	220	2.2	2.0	0.9	
Newcomers (5)	POS	HT	WT	CL	College/High School/Hometown		
Willie Davis	F	6-8	245	So.	Central/East Chicago, IN		
Josh Drumgole	G	6-5	205	Fr.	Thornridge/Dolton, IL		
Michael Phillips	G	5-10	170	Jr.	Wabash Valley//Decatur, IL		
OJ Robinson	F	6-6	190	Jr.	Central Florida CC//Haines City, FL		
Justin White	F	6-6	222	Fr.	East/Wichita, KS		

## 1998-99 RESULTS (13-17, 6-1 MVC)

Florida Atlantic	W	88-65
@Pepperdine	L	50-60
@Hawaii	L	61-73
*Rutgers	L	64-74
Texas-San Antonio	W	82-73
@Kansas State	L	47-64
@Illinois State	L	61-68
Florida A&M	W	91-72
Chaminade	W	80-51
Mercery	W	83-43
Western Illinois	W	85-59
Illinois State	W	72-67
Drake	W	53-39
@Indiana State	L	57-91
@Evansville	L	73-81
@Southern Illinois	L	55-67
@Bradley	L	47-57
Southwest Missouri State	W	94-88
Southern Illinois	L	52-58
Northern Iowa	L	76-79
@Southwest Missouri State	L	58-89
Evansville	L	63-75
Creighton	W	96-85
@Drake	W	73-66
@Northern Iowa	L	82-87
Indiana State	L	68-74
Brady	W	79-65
@Creighton	L	65-76
+Northern Iowa	W	74-72 OT
+Evansville	L	71-79
*Honolulu, HI		
+St. Louis, MO		

## 1999-00 SCHEDULE

Nov. 6	Athletes First (Exhib.)
Nov. 12	California All-Stars (Exhib.)
Nov. 19	McNeese State
Nov. 27	Prairie View A&M
Dec. 1	@Oklahoma State
Dec. 4	Pepperdine
Dec. 6	Alaska-Fairbanks
Dec. 17	@Washington
Dec. 21	Stony Brook
Dec. 30	@Indiana State
Jan. 2	@Evansville
Jan. 5	Bradley
Jan. 10	Wyoming
Jan. 12	@Southwest Missouri State
Jan. 16	Southern Illinois
Jan. 19	@Bradley
Jan. 22	Northern Iowa
Jan. 27	Indiana State
Jan. 29	@Creighton
Feb. 2	Southwest Missouri State
Feb. 5	Evansville
Feb. 8	Centenary
Feb. 10	@Southern Illinois
Feb. 12	Drake
Feb. 16	Illinois State
Feb. 19	@Drake
Feb. 23	@Illinois State
Feb. 26	Creighton
Feb. 28	@Northern Iowa
Mar. 3-6	*Missouri Valley Conference Tournament
	*St. Louis, MO

## WRIGHT STATE

December 4, 1999,  
Ervin J. Nutter Center, Dayton, OH



Ed Schilling

Location: Dayton, OH 45435  
Enrollment: 16,488

Conference: Midwestern  
Collegiate

Nickname: Raiders  
Colors: Hunter Green and  
Gold

Arena (Capacity): Ervin J.  
Nutter Center (10,632)

1998-99 Overall Record: 9-18  
1998-99 Conference

Record/Finish: 4-10/7th

1998-99 Post-Season Play: None

All-Time Record vs. UNI: 0-1

Last Meeting: Dec. 14, 1998-UNI, 78  
Wright St. 70

President: Dr. Kim Goldenberg

Athletic Director: Dr. Michael Cusack

SID: Bob Noss

Men's Basketball Contact:  
Bob Noss  
SID Office Phone: 937-  
775-2816  
Noss' Home Phone: NA  
Address: 3640 Col. Glenn Hwy.  
Dayton, OH 45435  
Fax: 937-775-2818  
Press Row: 937-775-4687  
Head Coach: Ed Schilling  
(Miami, OH '88)

Record at WSU: 19-36 (2)

Overall Record: 19-36 (2)

Assistants: Will Rey (Northeastern  
Illinois '76), Rod Foster (UCLA  
'83), Mike Dahlem (Maryland-  
Baltimore County '78)

Basketball Office Phone: 937-  
775-2835

Starters Returning (2)	POS	HT	WT	CL	PPG	RPG	APG
Marcus May	G	5-10	170	So.	9.4	3.9	4.1
Kevin Melson	F	6-6	195	Jr.	14.6	6.7	1.5
Others Returning (5)	POS	HT	WT	CL	PPG	RPG	APG
Onone Scott-Emuakpor	F	6-7	206	Jr.	2.7	2.7	0.4
Louis Holmes	F/G	6-4	180	So.	2.5	0.5	0.2
Bruno Petersons	C	7-0	244	Jr.	1.2	2.7	0.2
Israel Sheinfeld	C	6-10	250	So.	4.0	3.5	0.4
Steve Yeagle	G	6-4	172	Sr.	1.7	0.7	0.5

### Starters Lost (3)

Keion Brooks  
Sherman Curry  
Inus Norville

### Others Lost (1)

Ryan Grose

### Newcomers (5)

Joe Bills  
Tyson Freeman  
Vernard Hollins  
Thomas Hope  
John Watkins

POS	HT	WT	PPG	RPG	APG
G	6-2	170	20.7	5.6	4.0
F	6-5	190	5.3	3.6	1.0
C	6-10	260	9.0	5.0	0.4
POS	HT	WT	PPG	RPG	APG
F	6-7	220	0.6	1.4	0.4

### College/High School/Hometown

Rosecrans/Zanesville, OH  
Scott/Toledo, OH  
North Side/Ft. Wayne, IN  
Bluevale/Waterloo, Ontario  
DeKalb/Waterloo, IN

### 1998-99 RESULTS

(9-18, 4-10 MCC)

@Old Dominion  
Central Michigan  
Pittsburgh  
(n)Kentucky  
Sacred Heart  
Denver  
@Ball State  
@Denver  
@Northern Iowa  
Morehead State  
Prairie View A&M  
Chicago State  
@Illinois-Chicago  
@Loyola  
Butler  
Cleveland State  
Detroit  
@Wisconsin-Milwaukee  
Loyola  
Illinois-Chicago  
@Butler  
@Detroit  
@Cleveland State  
Wisconsin-Green Bay  
Wisconsin-Milwaukee  
\*Butler  
\*MCC Tournament

### 1990-00 SCHEDULE

Nov. 6 Carleton University (Exhib.)  
Nov. 15 Athletes in Action  
Nov. 19 @Pittsburgh  
Nov. 23 at Central Michigan  
Nov. 27 @Texas-Pan American  
Nov. 30 South Alabama  
Dec. 4 Northern Iowa  
Dec. 7 @Morehead State  
Dec. 13 @St. Mary's (CA)  
Dec. 16 Prairie View A&M  
Dec. 18 @Miami (OH)  
Dec. 21 Northern Illinois  
Dec. 23 St. Mary's (CA)  
Dec. 30 Michigan State  
Jan. 3 Tennessee State  
Jan. 8 @Butler  
Jan. 13 @Detroit  
Jan. 15 @Cleveland State  
Jan. 20 Wisconsin-Milwaukee  
Jan. 22 Wisconsin-Green Bay  
Jan. 27 @Loyola  
Jan. 29 @Illinois-Chicago  
Feb. 5 Butler  
Feb. 10 Cleveland State  
Feb. 12 Detroit  
Feb. 17 @Wisconsin-Green Bay  
Feb. 19 @Wisconsin-Milwaukee  
Feb. 24 Illinois-Chicago  
Feb. 26 Loyola  
Mar. 4-5, 7 \*MCC Tournament  
\*Chicago, IL



## 2000 NCAA Division I Men's BASKETBALL CHAMPIONSHIP



\*First- and second-round sites will be placed in the bracket by the NCAA Division I Men's Basketball Committee March 12.



# OPPONENTS

## THE SERIES VS. 1999-2000 OPPONENTS

### Air Force (1st Meeting)

Alabama (UA leads 1-0)  
1980-81 66-93 L

### Bowling Green (BGS leads 1-0)

1998-99 68-70 L

### Bradley (BU leads 14-3)

1970-71 71-117 L  
1991-92 53-70 L  
52-54 L  
1992-93 81-76 W  
46-72 L  
1993-94 92-72 W  
54-68 L  
1994-95 63-84 L  
69-94 L  
1995-96 51-60 L  
71-73 L  
1996-97 61-67 L  
61-77 L  
1997-98 64-49 W  
66-78 L  
1998-99 57-61 L  
73-76 OT L

### Creighton (CU leads 9-8)

1917-18 15-35 L  
1991-92 54-57 L  
76-56 W  
1992-93 60-58 W  
54-59 L  
1993-94 64-63 W  
78-60 W  
1994-95 59-64 L  
65-50 W  
1995-96 58-57 OT W  
87-73 W  
1996-97 46-62 L  
59-56 W  
1997-98 75-83 L  
62-74 L  
1998-99 81-95 L  
60-77 L

### Drake (UNI leads 18-13)

1907-08 53-27 W  
1913-14 12-24 L  
37-12 W  
1914-15 17-21 L  
1945-46 33-36 L  
1947-48 49-58 L  
1981-82 58-62 L  
1982-83 65-73 L  
1983-84 67-55 W  
1986-87 52-86 L  
1987-88 77-88 L  
1988-89 87-72 W  
1989-90 71-63 OT W  
1990-91 83-67 W  
1991-92 56-51 W  
96-84 W  
1992-93 59-69 L  
64-62 W  
59-63 L  
1993-94 71-54 W  
102-79 W  
1994-95 67-78 L  
71-82 L  
1995-96 82-76 W  
83-66 W

1996-97 81-68 W  
76-55 W  
1997-98 74-60 W  
68-55 W  
1998-99 72-78 L  
83-57 W

### Evansville (UE leads 9-4)

1963-64 67-82 L  
1985-86 65-71 L  
1987-88 73-88 L  
1994-95 50-73 L  
1995-96 64-77 L  
91-82 W  
1996-97 54-57 L  
75-63 W  
73-65 W  
1997-98 65-71 L  
78-71 W  
1998-99 84-96 L  
66-74 L

### Illinois State (ISU leads 24-8)

1959-60 74-87 L  
1961-62 95-76 W  
1975-76 66-102 L  
1976-77 61-74 L  
1977-78 76-82 L  
1979-80 56-77 L  
1980-81 63-65 L  
44-64 L  
1981-82 39-62 L  
1982-83 60-66 L  
1983-84 46-67 L  
1991-92 66-73 L  
60-72 L  
58-70 L  
1992-93 49-69 L  
59-71 L  
1993-94 61-74 L  
82-79 W  
84-70 W  
1994-95 70-80 L  
78-69 W  
76-91 L  
1995-96 80-97 L  
58-64 L  
1996-97 77-71 OT W  
93-88 OT W  
65-69 L  
1997-98 77-88 L  
65-85 L  
1998-99 69-59 W  
78-66 W

### Indiana State (ISU leads 11-5)

1991-92 54-65 L  
50-55 L  
1992-93 59-69 L  
59-52 W  
1993-94 84-71 W  
73-82 L  
1994-95 64-81 L  
77-76 W  
1995-96 67-78 L  
87-72 W  
1996-97 77-91 L  
75-66 W  
1997-98 66-76 OT L  
45-65 L  
1998-99 58-71 L  
67-72 L

### Iowa (UI leads 26-3)

1906-07 9-51 L  
25-70 L  
1907-08 16-73 L  
1908-09 12-42 L  
9-49 L  
1909-10 11-34 L  
17-43 L  
1911-12 8-28 L  
16-21 L  
1912-13 20-24 L  
21-15 W  
1913-14 20-21 L  
14-27 L  
1914-15 16-44 L  
1916-17 15-33 L  
1979-80 46-78 L  
1980-81 52-86 L  
1981-82 53-84 L  
1988-89 76-95 L  
1989-90 77-74 W  
1990-91 68-72 L  
1991-92 85-108 L  
1992-93 44-64 L  
1993-94 76-81 L  
1994-95 48-80 L  
1995-96 73-78 L  
1996-97 63-72 L  
1997-98 84-78 W  
1998-99 67-83 L

### Iowa State (ISU leads 28-6)

1916-17 15-22 L  
1919-20 19-28 L  
1928-29 27-29 L  
1932-33 23-29 L  
1937-38 26-30 L  
28-35 L  
1938-39 38-29 W  
32-43 L  
1942-43 33-34 L  
1946-47 36-47 L  
1947-48 47-52 L  
1963-64 59-54 W  
1964-65 54-50 W  
1965-66 54-73 L  
1966-67 78-79 L  
1967-68 73-99 L  
1974-75 70-123 L  
1980-81 69-83 L  
1981-82 65-78 L  
1982-83 50-73 L  
1983-84 75-91 L  
1984-85 61-69 L  
1985-86 60-83 L  
1986-87 60-79 L  
1987-88 75-80 L  
1988-89 80-88 L  
1989-90 80-92 L  
1990-91 68-62 W  
1991-92 66-84 L  
1992-93 67-74 L  
1993-94 66-79 L  
1994-95 62-81 L  
1997-98 54-48 W  
1998-99 61-57 W

### Missouri-Kansas City (UNI leads 2-0)

1996-97 84-59 W  
1997-98 79-61 W

### Southern Illinois

(SIU leads 16-7)  
1964-65 48-67 L  
1965-66 43-68 L  
1966-67 58-93 L  
1968-69 55-73 L  
1970-71 81-107 L  
1991-92 80-69 W  
61-70 L  
1992-93 69-88 L  
54-51 W  
1993-94 68-89 L  
94-97 L  
74-77 L  
1994-95 65-66 L  
1995-96 66-64 W  
91-65 W  
1996-97 79-77 W  
92-81 W  
1997-98 75-79 L  
89-91 L  
72-91 L  
1998-99 80-58 W  
61-66 L

### Southwest Missouri State (SMSU leads 25-9)

1982-83 53-72 L  
66-60 W  
1983-84 45-62 L  
59-51 W  
1984-85 62-57 W  
54-62 L  
1985-86 65-73 L  
69-76 L  
1986-87 72-80 L  
52-75 L  
1987-88 67-75 L  
78-93 L  
1988-89 78-93 L  
91-81 W  
1989-90 72-82 L  
86-94 OT L  
63-61 W  
1990-91 58-67 L  
1991-92 48-73 L  
47-58 L  
1992-93 49-72 L  
54-53 W  
1993-94 70-58 W  
86-76 W  
1994-95 62-65 L  
75-80 L  
1995-96 87-95 L  
64-67 OT L  
1996-97 79-72 W  
70-80 L  
1997-98 59-61 L  
62-84 L  
1998-99 66-81 L  
75-83 L

### Tennessee State (UNI leads 2-0)

1997-98 68-66 W  
1998-99 74-70 OT W

### Texas-Pan American (1st Meeting)

### Wichita State


(WSU leads 10-6)  
1977-78 65-71 L  
1991-92 60-65 L  
78-65 W  
1992-93 74-72 W  
47-63 L  
1993-94 71-77 L  
74-58 W  
1994-95 61-66 L  
59-58 W  
1995-96 68-80 L  
1996-97 58-56 W  
68-81 L  
1997-98 59-61 L  
57-67 L  
1998-99 79-76 W  
87-82 W  
72-74 OT L

### Wisconsin-Green Bay (UWGB leads 19-7)

1978-79 50-56 L  
1981-82 54-64 L  
68-61 W  
1982-83 63-73 L  
69-56 W  
1983-84 54-68 L  
67-62 W  
1984-85 62-76 L  
79-68 W  
1985-86 69-61 W  
52-67 L  
1986-87 58-59 L  
62-73 L  
69-75 L  
1987-88 51-69 L  
50-62 L  
1988-89 64-70 L  
65-68 L  
1989-90 58-59 L  
50-64 L  
53-45 W  
1990-91 58-59 L  
67-72 L  
1996-97 68-51 W  
1997-98 57-64 L  
1998-99 55-61 L

### Wright State (UNI leads 1-0)

1998-99 78-70 W



## **1998-99 REVIEW**

**67  
Results and  
Attendance**

**68-71  
Statistics**

**72-76  
Boxscores**



**N**orthern Iowa's men's basketball team finished the 1998-99 season with a 74-72 overtime loss to Wichita State in the first game of the Diet Pepsi Missouri Valley Conference Tournament held in St. Louis, MO. The loss dropped the Panthers to 9-18 overall.

UNI was seeded eighth in the 10-team tourney and WSU ninth. UNI tied for eighth place with the Shockers in the regular-season standings with a 6-12 mark, just ahead of 10th-place Drake. The Panthers had defeated WSU in both regular-season meetings, winning 79-76 in Wichita on a last-second three-point shot by Sean Stackhouse; and 87-82 in the West Gym.

The Panthers led WSU in the tournament 37-28 at the half and they had a 45-31 lead with 17:30 left in regulation, but as had been the case too many times during the year, the opponent came back to tie the game at 58 with 3:36 left. The Shockers took their first lead at 60-59 with 2:50 remaining. A tipin by Cory Jenkins gave the Panthers a 66-64 lead with eight seconds remaining, but WSU's Jason Perez tied the game with one second left on a layup to send the game into overtime. The Panthers' last lead was 72-71 with 1:06 left.

UNI head coach Sam Weaver said his team's weakness throughout the season, rebounding, contributed to the last loss, as well.

"The thing that has plagued us all year long is on the defensive boards," he said at the post-game press conference in St. Louis. "Wichita State grabbed 13 offensive rebounds and put-backs. It looked like, at times, that was what they were really going for."

But he nevertheless expressed his pride in his team, which never threw in the towel despite facility and personnel problems throughout the year.

"I wish we could begin again in two weeks," he said. "I think our team finally has bought into what we, as a staff, are trying to accomplish."

### A LOOK BACK

A new coaching staff, the loss of a home-court facility, injuries and illness, and later defections, made for an unsettling year for UNI, but also for some exciting basketball. The nine remaining players at the end of the year settled into a routine and stepped up their play. UNI won three of its last five games, including going 2-1 without leading scorer Sean Stackhouse, who missed the last three regular-season games after spraining an ankle February 17 prior to the Illinois State game.

In the last four regular-season games, with victories over Wichita State (87-82), Illinois State (78-66) and Drake (83-57) and a loss to Southern Illinois (66-61), the Panthers made 56 percent (98-175) of their

shots, including 46 percent (19-41) of their threes, and 80 percent (94-117) of their free throws while averaging 77.3 points and 39.5 rebounds. The last four opponents prior to the tournament made only 41 percent (97-237) of their shots, including 30 percent (21-71) of their threes, and 75 percent (56-75) of their free throws while averaging 67.8 points and 29.3 rebounds.

Tony Brus stepped up his game, particularly with the absence of Stackhouse, to shoot nearly 69 percent (24-35) from the field and 77 percent (20-26) at the line to average 17.5 points. Robbie Sieverding made almost 48 percent (11-23) of his three-pointers and 87 percent (26-30) of his free throws to average 17.5 points in the final four regular-season games. Joe Breakenridge made 63 percent of his shots (19-30) and 92 percent (23-25) of his free throws while averaging 15.3 points and eight rebounds. Walkon Andy Woodley, seeing more minutes toward the end of the year, averaged 21 minutes and a team-high four assists heading into the tournament.

UNI seldom was blown out of games despite its 9-18 overall record and 6-12 league mark. It lost five games by five or fewer points and 12 games by 10 or fewer points. It was 1-2 in overtime games. It led at the half in 14 games, but won only seven of those. The Panthers also didn't have any trouble scoring as a rule, but the problem was stopping the opponent, which averaged 72.6 points compared to UNI's 70.5. That's the most points allowed since the 1995-96 team gave up 75.5 points. UNI was 7-6 when it scored 70 or more points, and 4-15 when the opponents tallied at least 70 points.

UNI began the season with a 70-68 loss at Bowling Green on a last-second shot, an 83-67 loss at Iowa and a 74-70 overtime win at Tennessee State. From Nashville, the Panthers went to Miami to play the Hurricane, losing 78-69 after the game was tied at the half. UNI came home to defeat Iowa State 61-57 in the UNI-Dome, one of only two games to be played in the Dome, then opened the MVC slate with a 71-58 loss at Indiana State and another loss at Wisconsin-Green Bay, 61-55. The Panthers defeated Wright State in the West Gym, 78-70,

then lost four straight, later matching that four-game losing streak before picking up its only two-game winning streak against Wichita State and Illinois State.

UNI's only sweeps of the season were against Illinois State and Wichita State during the regular season.

UNI's 0-4 start in the Valley was the worst start since the 1994-95 season when it started 0-6 in the conference. That was the year the UNI-Dome's roof collapsed in December under a heavy, wet snow.

UNI's non-conference slate featured three teams never faced before—Bowling Green State, Miami and Wright State. The Panthers played five teams which had advanced to post-season play the previous year—Creighton, Iowa and Southern Miss advanced to the NIT, while Illinois State and Miami played in the NCAA Tournament. UNI finished with a combined all-time 88-205 (.300) record against 1998-99 opponents.

UNI was 3-12 away from home. Its only road wins were in overtime at Tennessee State, at Wichita State and at Illinois State.

### ROSTER NOTES

Newcomers, which numbered seven on UNI's roster to start the season, including redshirt freshmen, played a large role for the Panthers. The team's top two scorers were junior college transfers—Stackhouse and Sieverding.

The roster was reduced to nine total following injuries, illness and defections, and was at eight the last three regular-season games due to Stackhouse's sprained ankle. Making up the nine-man rotation were five first-year players and one player who had played in only the first 10 games the previous year due to injury—Breakenridge.

Junior college transfer Murphy Carter played in only three games before having shoulder surgery. Junior Cory Jenkins missed the first semester due to academics, and senior Brus missed the first eight games due to a broken bone in his foot. Both returned December 21st versus USM.

Burt Lappe missed the whole season because of exercise-induced asthma, while junior Terry Cress and JUCO transfer Terry Rouse, along with senior TyJuan Finley, left the team in January.

**Joe Breakenridge led the Missouri Valley Conference in rebounding.**



# '98-99 REVIEW

## 1998-99 RESULTS



67

RECORD:	OVERALL	HOME	AWAY	NEUTRAL
ALL GAMES	9-18	6-6	3-11	0-1
CONFERENCE	6-12	4-5	2-7	0-0
NON-CONFERENCE	3-5	2-1	1-4	0-0

DATE	OPPONENT	SCORE	W/L	ATTEND	HIGH POINTS	HIGH REBOUNDS
Nov. 16	at Bowling Green State	68-70	L	2,172	Stackhouse-18	Breakenridge-11
Nov. 19	at Iowa	67-83	L	14,560	Stackhouse-29	Breakenridge-7
Nov. 23	at Tennessee State	74-70 OT	W	542	Sieverding-26	Breakenridge-10
Nov. 27	at Miami (FL)	69-78	L	2,385	Stackhouse-25	Breakenridge-12
Dec. 2	IOWA STATE	61-57	W	5,369	Sieverding, Breakenridge-16	Breakenridge-10
Dec. 5	at Indiana State*	58-71	L	5,840	Stackhouse-25	Breakenridge-9
Dec. 12	at Wisconsin-Green Bay	55-61	L	3,375	Breakenridge-14	Breakenridge-9
Dec. 14	WRIGHT STATE	78-70	W	1,941	Sieverding-20	Breakenridge-9
Dec. 21	SOUTHERN MISSISSIPPI	63-70	L	1,221	Sieverding, Stackhouse-16	Breakenridge-7
Dec. 30	SOUTHWEST MISSOURI STATE*	66-81	L	2,092	Jenkins-18	Jenkins-9
Jan. 3	at Bradley*	57-61	L	9,056	Sieverding-15	Jenkins-9
Jan. 7	at Evansville*	84-96	L	7,809	Sieverding-25	Breakenridge-7
Jan. 9	at Illinois State*	69-59	W	6,847	Stackhouse-25	Brus, Jenkins-7
Jan. 13	EVANSVILLE*	66-74	L	2,051	Brus-17	Breakenridge-10
Jan. 16	SOUTHERN ILLINOIS*	80-58	W	2,134	Stackhouse-26	Breakenridge-12
Jan. 21	at Southwest Missouri State*	75-83	L	7,609	Stackhouse-22	Breakenridge-8
Jan. 24	at Drake*	72-79	L	5,301	Breakenridge-15	3 with 6
Jan. 27	at Wichita State*	79-76	W	6,591	Sieverding-21	Breakenridge, Stackhouse-5
Jan. 30	CREIGHTON*	81-95	L	2,225	Stackhouse-22	Middendorf-8
Feb. 3	BRADLEY*	73-76 OT	L	1,831	Sieverding-29	Jenkins-8
Feb. 6	INDIANA STATE*	67-72	L	2,092	Brus-17	Breakenridge-7
Feb. 10	at Creighton*	60-77	L	4,618	Sieverding-15	Breakenridge-9
Feb. 13	WICHITA STATE*	87-82	W	2,024	Breakenridge-26	Breakenridge-6
Feb. 17	ILLINOIS STATE*	78-66	W	1,719	Brus-31	4 with 5
Feb. 20	at Southern Illinois*	61-66	L	7,342	Brus-16	Breakenridge-13
Feb. 22	DRAKE*	83-57	W	2,225	Sieverding-31	Breakenridge-8
Feb. 27	Wichita State+	72-74 OT	L	6,894	Brus-23	Breakenridge-12

Home Games in CAPS

Regular-Season Home Games vs. Iowa State and Evansville Played in UNI-Dome

Home Southwest Missouri State and Southern Mississippi Games Played at Young Arena

Remaining Home Games Played at West Gym

\*Missouri Valley Conference Games

+Diet Pepsi Missouri Valley Conference Tournament

### 1998-99 ATTENDANCE

ALL GAMES:	ATT	GAMES	AVG/GAME
HOME	26,924	12	2,244
AWAY	84,047	14	6,003
NEUTRAL	6,894	1	6,894
TOTAL	117,865	27	4,365

MVC GAMES	ATT	GAMES	AVG/GAME
HOME	18,393	9	2,044
AWAY	61,013	9	6,779
TOTAL	79,406	18	4,411



# '98-99 REVIEW

## 1998-99 STATISTICS

### OVERALL

Player	G-GS	MP-Avg	FG-FGA	Pct	3P-3PA	Pct	FT-FTA	PCT	REB-Avg	PF-D	AS	TO	BS	ST	PTS-Avg
Stackhouse	23-18	682-29.7	133-306	.435	63-174	.362	49-64	.766	70-3.0	58-4	38	57	3	31	378-16.4
Sieverding	27-25	922-34.2	128-308	.416	68-152	.447	98-124	.790	81-3.0	49-0	74	82	6	29	422-15.6
Brus	19-17	644-33.9	91-173	.526	8-20	.400	63-88	.716	62-3.3	46-1	44	46	2	27	253-13.3
Breakenridge	27-27	903-33.4	107-195	.549	0-0	.000	93-111	.838	221-8.2	63-1	28	53	12	33	307-11.4
Jenkins	19-18	461-24.3	52-99	.525	0-3	.000	21-41	.512	80-4.2	65-2	16	37	10	16	125-6.6
Middendorf	27-5	523-19.4	41-97	.423	17-45	.378	54-75	.720	81-3.0	68-1	13	32	6	19	153-5.7
Finley	16-2	220-13.8	29-63	.460	4-11	.364	11-19	.579	28-1.8	22-0	15	15	2	5	73-4.6
Peterson	25-8	450-18.0	40-98	.408	0-0	.000	32-47	.681	71-2.8	45-1	15	27	2	6	112-4.5
Cress	14-10	329-23.5	8-22	.364	0-1	.000	14-22	.636	32-2.3	23-1	43	24	0	12	30-2.1
Woodley	20-5	263-13.2	10-37	.270	6-23	.261	11-16	.688	13-0.7	32-1	29	30	0	31	37-1.9
Boyd	8-0	19-2.4	4-6	.667	0-0	.000	0-0	.000	1-0.1	1-0	0	3	0	1	8-1.0
Rouse	9-0	45-5.0	2-3	.667	1-1	1.000	0-0	.000	3-0.3	6-0	3	4	0	1	5-0.6
Carter	3-0	14-4.7	0-2	.000	0-0	.000	0-0	.000	2-0.7	0-0	1	4	0	2	0-0.0
Rattleff	1-0	1-1.0	0-1	.000	0-0	.000	0-0	.000	0-0.0	0-0	0	0	0	0	0-0.0
Team									91						
UNI	27		645-1410	.458	167-430	.388	446-607	.735	836-31.0	478-12	319	414	43	213	1903-70.5
OPP	27		719-1582	.455	167-430	.388	356-503	.708	948-35.1	546-15	396	396	102	191	1961-72.6

### MVC GAMES

Player	G-GS	MP-Avg	FG-FGA	Pct	3P-3PA	Pct	FT-FTA	Pct	REB-Avg	PF-D	AS	TO	BS	ST	PTS-Avg
Stackhouse	14-12	432-30.9	88-203	.434	37-106	.349	34-43	.791	43-3.1	34-2	23	32	3	18	247-17.6
Sieverding	18-18	642-35.7	88-207	.425	48-107	.449	77-91	.846	51-2.8	35-0	55	63	4	23	301-16.7
Brus	17-16	591-34.8	83-161	.522	6-16	.375	56-75	.747	58-3.4	40-1	38	44	2	24	230-13.5
Breakenridge	18-18	584-32.4	69-123	.561	0-0	.000	59-70	.843	134-7.5	39-0	16	33	8	21	197-10.9
Jenkins	17-17	410-24.1	45-85	.529	0-2	.000	17-35	.486	74-4.4	56-1	14	32	9	15	107-6.3
Middendorf	18-2	353-19.6	29-67	.433	9-28	.321	40-54	.741	65-3.6	45-1	8	20	5	15	107-6.0
Peterson	16-1	204-12.8	14-32	.438	0-0	.000	16-23	.696	34-2.1	23-0	8	1	2	3	44-2.8
Woodley	17-4	229-13.5	9-34	.265	6-22	.273	10-14	.714	11-0.7	28-1	27	25	0	29	34-2.0
Finley	8-0	54-6.8	5-11	.455	0-1	.000	4-9	.445	10-1.3	8-0	7	7	0	1	14-1.8
Cress	6-2	102-17.0	4-11	.364	0-1	.000	1-3	.333	8-1.3	6-0	16	7	0	5	9-1.5
Boyd	7-0	18-2.6	3-5	.6000	0-0	.000	0-0	.000	1-0.1	1-0	0	3	0	1	6-0.9
Rouse	2-0	6-3.0	0-0	.000	0-0	.000	0-0	.000	0-0.0	90-0	0	2	0	0	0-0.0
Rattleff	1-0	1-1.0	0-1	.000	0-0	.000	0-0	.000	0-0.0	0-0	0	0	0	0	0-0.0
Team									60						
UNI	18		438-940	.466	106-283	.375	314-417	.753	549-30.5	315-6	212	279	33	155	1296-72.0
OPP	18		483-1063	.454	120-322	.373	242-329	.736	633-35.2	364-9	272	275	56	133	1328-73.8

# '98-99 REVIEW

## SEASON SUPERLATIVES



### TEAM

		Northern Iowa	Opponents
Points 1st Half:	High	43 vs. Drake	33 by Iowa
	Low	19 vs. Indiana State	23 by Drake
Points 2nd Half:	High	50 vs. Wichita State	52 by Wichita State
	Low	27 vs. Southern Illinois	28 by Illinois State
Total Points:	High	87 vs. Wichita State	96 by Evansville
	Low	55 vs. Wisconsin-Green Bay	57 by Drake
Total Field Goals Made:	High	30 vs. Drake	39 by Evansville
	Low	18 vs. Bradley	17 by Bradley
Total Field Goals Attempted:	High	71 vs. Evansville	70 by Southern Illinois
	Low	35 vs. Wichita State	45 by Wisconsin-Green Bay
Total Field Goal Percentage:	High	.682 vs. Drake	.600 by Evansville
	Low	.367 vs. Bradley	.321 by Bradley
3-Point Field Goals:	High	11 vs. Southern Illinois	11 by Creighton
	Low	2 vs. Southern Illinois	2 by Illinois State
3-Point Field Goals Attempted:	High	23 vs. Evansville	29 by Drake
	Low	7 vs. Wichita State	5 by Iowa State
3-Point Field Goal Percentage:	High	.769 vs. Drake	.625 by Southwest Missouri State
	Low	.154 vs. Bradley	.208 by Southern Illinois
Free Throws:	High	38 vs. Wichita State	22 by Bradley
	Low	5 vs. Iowa	2 by Southern Illinois
Free Throws Attempted:	High	44 vs. Wichita State	29 by Bradley
	Low	8 vs. Evansville	6 by Southern Illinois
Free Throw Percentage:	High	.900 vs. Evansville	.864 by Wichita State
	Low	.500 vs. Iowa	.333 by Southern Illinois
Offensive Rebounds:	High	15 vs. Wichita State	18 by Southern Illinois
	Low	2 vs. Wichita State	2 by Illinois State
Defensive Rebounds:	High	28 vs. Southern Illinois	30 by Evansville
	Low	12 vs. Wichita State	9 by Wichita State
Total Rebounds:	High	43 vs. Illinois State	47 by Tennessee State
	Low	21 vs. Wichita State	23 by Wisconsin-Green Bay
Assists:	High	19 vs. Southwest Missouri State	23 by Evansville
	Low	7 vs. Southern Illinois	4 by Iowa State
Blocked Shots:	High	6 vs. Wright State	9 by Wichita State
	Low	0 vs. Indiana State	0 by Wichita State
Steals:	High	14 vs. Illinois State	11 by Illinois State
	Low	3 vs. Iowa State	4 by Indiana State
Turnovers:	High	22 vs. Southern Illinois	21 by Wichita State
	Low	7 vs. Evansville	6 by Iowa State
Personal Fouls:	High	24 vs. Southwest Missouri State	29 by Wichita State
	Low	12 vs. Illinois State	13 by Southwest Missouri State

### INDIVIDUAL HIGHS

#### Northern Iowa

Points: 31, Tony Brus vs. Illinois State; Robbie Sieverding vs. Drake  
Field Goals Made: 12, Joe Breakenridge vs. BC Haaglanden-Cobras Holland

Field Goals Attempted: 23, Sean Stackhouse at Evansville  
Field Goal Percentage (min. 2 made): 1.000 (3-3), Aaron Middendorf vs. Wright State; Tyler Peterson at Creighton

3-Point FGs Made: 7, Sean Stackhouse at Iowa; Robbie Sieverding vs. Drake

3-Point FGs Attempted: 14, Sean Stackhouse at Miami, vs. Creighton  
3-Point FG Percentage: 1.000 (5-5), Robbie Sieverding vs. Southern Illinois

Free Throws Made: 16, Joe Breakenridge vs. Wichita State  
Free Throws Attempted: 18, Joe Breakenridge vs. Wichita State  
Free Throw Percentage: 1.000 (10-10), Joe Breakenridge vs. Iowa State

Rebounds: 14, Joe Breakenridge vs. Pella Windows  
Assists: 7, Terry Cress at Indiana State; Robbie Sieverding at Southwest Missouri State; Andy Woodley vs. Drake  
Blocked Shots: 3, Tyler Peterson vs. Pella Windows

Steals: 6, Andy Woodley vs. Southwest Missouri State; Robbie Sieverding at Creighton

#### Opponents

Points: 30, Maurice Evans (Wichita State)  
Field Goals Made: 12, Danny Moore (Southwest Missouri State)  
Field Goals Attempted: 20, Maurice Evans (Wichita State)  
Field Goal Percentage: 1.000 (7-7), Kwame James (Evansville)  
3-Point FGs Made: 5, Marcus May (Wright State); Kevin Ault (Southwest Missouri State); Ryan Sears (Creighton)  
3-Point FGs Attempted: 10, Jamie Roberts (Tennessee State)  
3-Point FG Percentage: 1.000 (5-5), Kevin Ault (Southwest Missouri State)

Free Throws Made: 10, Maurice Evans (Wichita State)  
Free Throws Attempted: 12, Maurice Evans (Wichita State)  
Free Throw Percentage: 1.000 (8-8), Rob Dye (Bradley)  
Rebounds: 13, Vandarel Jones (Southern Mississippi)  
Assists: 9, Luke Kiss (Wisconsin-Green Bay)  
Blocked Shots: 5, Matthew Lee (Bradley)  
Steals: 4, Rob Dye (Bradley); Matt Woodley (Drake)





# '98-99 REVIEW

## TEAM STATISTICS

	FG-FGA	PCT	3-3PA	PCT	FT-FTA	PCT	Rebounds O-D-T	PF	A	TO	BK	ST	PTS
UNI	24-53	.453	8-18	.444	12-19	.632	16-27-43	16	15	23	0	6	68
Bowling Green St.	27-62	.435	3-10	.300	13-19	.684	12-17-29	24	14	13	6	8	70
UNI	27-52	.519	8-18	.444	5-10	.500	4-24-28	20	14	16	0	6	67
Iowa	30-60	.500	8-15	.533	15-23	.652	11-25-36	13	20	11	2	6	83
UNI	23-60	.383	7-16	.438	21-31	.677	8-30-38	23	12	18	0	6	74
Tennessee St.	23-64	.359	6-18	.333	18-28	.643	16-31-47	25	9	19	6	7	70
UNI	26-59	.441	8-22	.364	9-13	.692	10-21-31	17	10	20	0	9	69
Miami (FL)	32-62	.516	4-11	.364	10-16	.625	14-25-39	17	21	17	6	10	78
Iowa State	23-61	.377	2-5	.400	9-14	.643	15-20-35	20	4	6	1	4	57
UNI	18-40	.450	4-11	.364	21-25	.840	5-23-28	12	12	10	0	3	61
UNI	21-46	.457	7-13	.538	9-16	.563	7-24-31	13	13	18	2	5	58
Indiana St.	29-63	.460	5-15	.333	8-10	.800	12-23-35	16	18	11	1	10	71
UNI	20-46	.435	4-14	.286	11-14	.786	10-22-32	18	9	14	1	4	55
WI-Green Bay	23-45	.511	8-14	.571	7-15	.467	6-17-23	15	17	10	4	7	61
Wright State	29-60	.483	5-12	.417	7-12	.583	14-22-36	19	9	19	7	5	70
UNI	26-52	.500	10-16	.625	16-22	.727	7-20-27	13	14	14	6	9	78
Southern Miss	23-49	.469	7-12	.583	17-21	.810	9-26-35	22	15	11	5	6	70
UNI	21-50	.420	7-17	.412	14-23	.609	10-18-28	21	11	11	1	6	63
SW Missouri St.	34-57	.596	5-8	.625	8-13	.615	11-25-36	19	15	18	3	7	81
UNI	25-57	.439	2-11	.182	14-22	.636	11-14-25	16	11	15	0	14	66
UNI	18-49	.367	2-13	.154	19-22	.864	14-23-37	21	11	16	1	6	57
Bradley	17-53	.321	5-18	.278	22-29	.759	17-19-36	19	7	11	6	7	61
UNI	29-66	.439	8-22	.364	18-20	.900	14-17-31	21	16	19	0	8	84
Evansville	39-65	.600	6-18	.333	12-15	.800	10-25-35	18	23	19	3	7	96
UNI	27-62	.435	5-21	.238	10-16	.625	14-29-43	12	12	15	3	8	69
Illinois State	25-60	.417	5-22	.227	4-6	.667	6-27-33	17	12	17	6	7	59
Evansville	24-54	.444	9-16	.563	17-21	.810	8-32-40	13	15	15	2	4	74
UNI	27-71	.380	5-23	.217	7-8	.875	12-23-35	16	12	7	1	5	66
Southern Ill.	25-70	.357	6-22	.273	2-6	.333	16-23-39	23	16	13	3	8	58
UNI	25-50	.500	11-18	.611	19-24	.792	4-31-35	13	17	14	5	8	80
UNI	28-60	.467	8-20	.400	11-14	.786	8-23-31	24	20	17	0	10	75
SW Missouri St.	29-55	.527	4-12	.333	21-26	.808	6-26-32	13	19	15	4	8	83
UNI	25-56	.446	8-20	.400	14-20	.700	5-24-29	21	14	15	4	10	72
Drake	25-60	.417	11-29	.379	17-22	.773	14-30-44	20	15	15	3	9	78
UNI	26-52	.500	6-18	.333	21-26	.808	5-16-21	16	12	10	0	8	79
Wichita State	30-53	.566	8-17	.471	8-16	.500	12-24-36	22	21	21	0	5	76
Creighton	34-65	.523	9-16	.563	18-23	.783	18-24-42	22	17	13	3	8	95
UNI	25-50	.500	10-22	.455	21-29	.724	8-15-23	20	10	15	5	4	81
Bradley	24-51	.471	9-17	.529	19-22	.864	12-19-31	24	12	17	9	5	76
UNI	22-53	.415	7-15	.467	22-30	.733	16-16-32	20	9	19	3	11	73
Indiana State	24-60	.400	6-18	.333	18-27	.667	15-26-41	20	8	12	2	4	72
UNI	23-51	.451	5-15	.333	16-22	.727	6-23-29	21	11	11	0	6	67
UNI	19-42	.452	3-11	.273	19-31	.613	7-21-28	16	7	21	1	13	60
Creighton	27-60	.450	11-23	.478	12-18	.667	16-21-37	26	17	18	1	8	77
Wichita State	28-66	.424	7-19	.368	19-22	.864	21-10-31	29	12	14	0	8	82
UNI	23-35	.657	3-7	.429	38-44	.864	4-18-22	17	7	16	2	10	87
Illinois State	26-48	.542	2-8	.250	12-18	.667	3-22-25	24	21	19	4	11	66
UNI	26-52	.500	4-12	.333	22-25	.880	6-24-30	18	10	16	3	14	78
UNI	19-44	.432	2-9	.222	21-27	.778	9-26-35	17	7	22	1	5	61
Southern Ill.	24-67	.358	5-24	.208	13-17	.765	19-17-36	21	14	13	5	10	66
Drake	19-56	.339	7-20	.350	12-18	.667	10-15-25	18	10	14	1	7	57
UNI	30-44	.682	10-13	.769	13-19	.684	2-29-3`	14	14	16	2	8	83
Wichita State	26-56	.464	4-11	.364	18-26	.692	13-24-37	27	15	15	9	5	74
UNI	22-58	.379	5-15	.333	23-34	.676	16-20-36	22	10	12	2	8	72

# '98-99 REVIEW

## POINTS/REBOUNDS/ASSISTS



Opponent	Boyd	Break.	Brus	Jenkins	Aaron	Tyler	Robbie	Stack	Woodley
Holland	1/4/0	29/13/0	13/1/4	DNP	15/7/1	6/1/0	3/1/1	14/4/3	0/0/1
Pella Windows	0/0/1	7/14/2	DNP	DNP	14/9/1	16/5/1	18/0/1	10-2/2	0/0/0
@Bowling Green	DNP	9/11/1	DNP	DNP	4/2/1	14/8/2	6/1/4	18/4/1	DNP
@Iowa	DNP	15/7/0	DNP	DNP	0/1/0	5/6/0	10/3/2	29/6/4	DNP
@Tennessee St.	DNP	16/10/0	DNP	DNP	13/1/0	8/6/1	26/5/2	0/0/0	DNP
@Miami (FL)	DNP	9/12/2	DNP	DNP	2/2/1	7/8/0	12/1/1	25/0/2	DNP
Iowa State	DNP	16/10/5	DNP	DNP	0/1/0	14/0/0	16/3/0	11/8/1	DNP
@Indiana State	DNP	12/9/1	DNP	DNP	5/5/0	4/7/1	4/1/1	25/3/2	0/0/0
@WI-Green Bay	2/0/0	14/9/0	DNP	DNP	7/4/1	8/2/2	0/5/0	12/2/2	0/0/1
Wright State	DNP	15/9/1	DNP	DNP	12/3/2	6/2/1	20/3/5	12/2/4	0/0/0
Southern Miss	DNP	9/7/1	0/0/3	7/2/0	3/0/0	6/4/1	16/2/3	16/4/1	DNP
SW Missouri St.	0/0/0	15/8/0	10/2/3	18/9/0	5/1/0	DNP	12/0/2	DNP	3/1/4
@Bradley	DNP	10/6/1	7/3/1	5/9/0	4/1/0	2/5/1	15/5/5	10/4/1	2/0/0
@Evansville	DNP	12/7/2	10/5/2	2/2/0	9/0/0	0/2/2	25/3/4	22/6/1	0/0/0
@Illinois State	DNP	8/4/1	12/7/4	4/7/1	9/4/0	2/0/0	7/6/3	25/5/2	0/0/0
Evansville	DNP	6/10/2	17/6/1	6/1/2	8/7/1	4/4/1	13/1/3	12/2/1	DNP
Southern Illinois	DNP	10/12/1	15/4/2	2/5/1	2/3/0	0/0/0	23/2/6	26/2/6	0/0/0
@SW Missouri St.	2/0/0	8/8/1	21/4/3	4/4/3	0/6/1	2/1/0	14/1/7	22/3/2	0/1/1
@Drake	DNP	15/6/1	14/3/5	7/5/0	4/6/0	DNP	9/6/1	14/1/2	9/0/4
@Wichita State	2/0/0	9/5/1	16/1/2	0/1/0	10/2/0	0/0/0	21/3/6	18/5/3	3/0/0
Creighton	0/0/0	9/5/0	10/2/5	8/4/0	15/8/1	0/0/0	17/2/2	22/1/1	0/0/1
Bradley	0/0/0	5/6/0	9/4/2	11/8/3	7/4/0	1/0/0	29/2/3	8/4/0	3/1/1
Indiana State	DNP	8/7/1	17/5/5	13/4/0	4/6/0	4/1/1	14/3/3	5/2/1	2/1/0
@Creighton	DNP	9/9/1	2/1/1	2/3/1	6/2/0	10/3/0	15/2/3	13/2/1	3/2/0
Wichita State	DNP	26/6/0	5/1/2	4/0/0	2/2/1	8/3/1	13/3/3	25/3/0	4/0/0
Illinois State	DNP	7/5/0	31/2/0	7/5/1	7/5/2	2/4/0	24/5/1	DNP	0/0/6
@Southern Ill.	2/1/0	13/13/0	16/2/0	2/5/1	10/1/1	3/3/1	15/4/1	DNP	0/1/3
Drake	0/0/0	15/8/3	18/6/0	12/2/1	0/2/2	2/2/0	31/1/1	DNP	5/4/7
(n)Wichita State	DNP	7/12/2	23/4/3	11/4/2	5/2/0	0/1/0	15/7/2	8/1/0	3/2/1

### THE SITUATION CHART

**When:** UNI is ahead at halftime  
**When:** UNI is tied at halftime  
**When:** UNI is behind at halftime

**Then:** UNI is 7-7  
**Then:** UNI is 1-2  
**Then:** UNI is 1-9

**When:** UNI outrebounds opponents  
**When:** UNI ties opponents in rebounds  
**When:** Opponents rebound UNI

**Then:** UNI is 4-4  
**Then:** UNI is 0-0  
**Then:** UNI is 5-15

**When:** UNI shoots under 40% from the floor  
**When:** UNI shoots 40-44.9% from the floor  
**When:** UNI shoots 45-49.9% from the floor  
**When:** UNI shoots 50-59.9% from the floor  
**When:** UNI shoots over 60% from the floor

**Then:** UNI is 1-3  
**Then:** UNI is 1-8  
**Then:** UNI is 1-5  
**Then:** UNI is 4-2  
**Then:** UNI is 2-0

**When:** UNI commits fewer turnovers  
**When:** UNI ties opponents in turnovers  
**When:** UNI commits more turnovers

**Then:** UNI is 5-4  
**Then:** UNI is 0-3  
**Then:** UNI is 4-11

**When:** Opp. shoot under 40% from the floor  
**When:** Opp. shoot 40-44.9% from the floor  
**When:** Opp. shoot 45-49.9% from the floor  
**When:** Opp. shoot 50-59.9% from the floor  
**When:** Opp. shoot over 60% from the floor

**Then:** UNI is 4-2  
**Then:** UNI is 2-4  
**Then:** UNI is 1-5  
**Then:** UNI is 2-6  
**Then:** UNI is 0-1

**When:** UNI scores under 50 points  
**When:** UNI scores 50-59 points  
**When:** UNI scores 60-69 points  
**When:** UNI scores 70-79 points  
**When:** UNI scores more than 80 points

**Then:** UNI is 0-0  
**Then:** UNI is 0-3  
**Then:** UNI is 2-9  
**Then:** UNI is 4-4  
**Then:** UNI is 3-2

**When:** UNI outshoots opponents  
**When:** UNI ties opponents in shooting  
**When:** Opponents outshoot UNI

**Then:** UNI is 2-2  
**Then:** UNI is 3-1  
**Then:** UNI is 4-15

**When:** Opp. scores under 50 points  
**When:** Opp. scores 50-59 points  
**When:** Opp. scores 60-69 points  
**When:** Opp. scores 70-79 points  
**When:** Opp. scores more than 80 points

**Then:** UNI is 0-0  
**Then:** UNI is 4-0  
**Then:** UNI is 1-3  
**Then:** UNI is 3-10  
**Then:** UNI is 1-5

**When:** UNI attempts more free throws  
**When:** UNI ties opponents in FT attempts  
**When:** Opponents attempt more FTs than UNI

**Then:** UNI is 9-9  
**Then:** UNI is 0-1  
**Then:** UNI is 0-8



# '98-99 REVIEW

## 1998-99 BOX SCORES

### GAME 1

NORTHERN IOWA 68, BOWLING GREEN STATE 70

Nov. 16, 1998

Anderson Arena, Bowling Green, OH

A last-second jumper by Graham Bunn gave BGS a 70-68 win over the Panthers. UNI led 32-25 at the half and its largest lead of the game was 46-34 with 16:17 left in the game, but the home team came back to tie the game at 46-all with 11:06 remaining and got its first lead at 48-47 with 10:34 left. The Panthers last lead was 67-66 with 56 seconds remaining. UNI's Sean Stackhouse missed one-of-two free throws with 14 seconds left, which left the game tied at 68-all.

NORTHERN IOWA	MP	FG	3P	FT	R	F	A	T	O	B	S	TP
Breakenridge	33	4-8	0-0	1-2	11	4	1	5	0	2	9	
Middendorf	27	1-5	0-3	2-2	2	4	1	3	0	0	4	
Peterson	35	6-12	0-0	2-3	8	4	2	0	0	0	14	
Cress	21	0-1	0-0	3-6	4	0	4	4	0	0	3	
Stackhouse	37	7-14	3-9	1-3	4	0	1	3	0	2	18	
Finley	22	4-6	3-3	3-3	5	3	2	1	0	1	14	
Sieverding	22	2-7	2-3	0-0	1	1	4	0	0	1	6	
Rouse	3	0-0	0-0	0-0	0	0	0	0	0	0	0	
Team					8							
<b>TOTALS</b>	<b>200</b>	<b>24-53</b>	<b>8-18</b>	<b>12-19</b>	<b>43</b>	<b>16</b>	<b>15</b>	<b>23</b>	<b>0</b>	<b>6</b>	<b>68</b>	

(.453) (.444) (.632)

BOWLING GREEN STATE	MP	FG	3P	FT	R	F	A	T	O	B	S	TP
Esterkamp	29	4-12	0-2	6-9	5	2	3	3	1	1	14	
Crespo	6	0-2	0-0	0-0	1	2	0	0	0	0	0	
Cowan	31	5-6	1-2	2-3	5	4	1	2	1	2	13	
Moore	34	4-10	0-2	0-2	1	4	3	3	0	3	8	
Bunn	24	3-5	1-2	0-0	0	2	3	0	0	1	7	
Matela	17	2-4	0-0	0-0	5	2	0	0	3	0	4	
Reid	14	0-3	0-0	2-2	1	5	1	1	0	0	2	
Stacey	35	9-19	1-2	3-3	8	3	1	2	1	1	22	
Black	10	0-1	0-0	0-0	0	0	2	2	0	0	0	
Team					3							
<b>TOTALS</b>	<b>200</b>	<b>27-62</b>	<b>3-10</b>	<b>13-19</b>	<b>29</b>	<b>24</b>	<b>14</b>	<b>13</b>	<b>6</b>	<b>8</b>	<b>70</b>	

(.435) (.300) (.684)

Halftime: UNI 32, Bowling Green State 25

Officials: Ed Gatterdam, Glenn Mayborg, Sam Banks

### GAME 2

IOWA 83, NORTHERN IOWA 67

Nov. 19, 1998

Carver-Hawkeye Arena, Iowa City, IA

The young Panthers were no match for Iowa. After trailing 53-33 at the half, UNI fought back to trail only 59-44 with 14:24 left in the game, but the Hawks went on to score 12 unanswered points.

NORTHERN IOWA	MP	FG	3P	FT	R	F	A	T	O	B	S	TP
Sieverding	28	4-10	1-3	1-2	3	2	2	2	0	0	10	
Breakenridge	34	7-10	0-0	1-2	7	3	0	0	0	2	15	
Peterson	28	2-2	0-0	1-4	6	2	0	1	0	0	5	
Cress	25	1-1	0-0	0-0	1	3	5	2	0	1	2	
Stackhouse	31	10-17	7-13	2-2	6	4	4	4	0	1	29	
Carter	7	0-1	0-0	0-0	0	0	1	3	0	1	0	
Finley	19	3-8	0-1	0-0	1	2	0	1	0	1	6	
Rouse	9	0-1	0-0	0-0	1	0	2	0	0	0	0	
Middendorf	19	0-2	0-1	0-0	1	4	0	2	0	0	0	
Team					2							
<b>TOTALS</b>	<b>200</b>	<b>27-52</b>	<b>8-18</b>	<b>5-10</b>	<b>28</b>	<b>20</b>	<b>14</b>	<b>16</b>	<b>0</b>	<b>6</b>	<b>67</b>	

(.519) (.444) (.500)

IOWA	MP	FG	3P	FT	R	F	A	T	O	B	S	TP
Koch	22	5-9	2-2	0-1	6	2	1	1	2	1	12	
Rucker	19	6-12	0-0	0-0	4	0	2	0	0	1	12	
Oliver	24	1-5	0-2	7-8	4	3	7	1	0	1	9	
Luehrsmann	21	4-7	2-3	1-2	0	1	2	2	0	0	11	
McCausland	26	2-3	2-2	0-0	5	0	0	1	0	0	6	
Bauer	16	2-4	0-1	2-3	2	0	0	1	0	2	6	
Settles	10	1-2	1-1	0-0	1	3	1	0	0	0	3	
Price	7	1-3	0-0	2-4	2	0	0	1	0	0	4	
Jaacks	18	2-4	0-1	2-2	4	3	3	0	0	1	6	
Henderson	4	2-3	0-0	1-1	3	0	0	0	0	0	5	
Thompson	2	0-1	0-0	0-0	0	0	0	0	0	0	0	
Galloway	6	1-1	1-1	0-0	0	0	0	0	0	0	3	
Range	12	2-5	0-2	0-0	3	0	1	2	0	0	4	
Ramos	6	0-0	0-0	0-2	1	1	1	0	0	0	0	
Rebholz	3	0-0	0-0	0-0	0	0	0	0	0	0	0	
Smith	4	1-1	0-0	0-0	0	0	1	2	0	0	2	
Team					1							
<b>TOTALS</b>	<b>200</b>	<b>30-60</b>	<b>8-15</b>	<b>15-23</b>	<b>36</b>	<b>13</b>	<b>20</b>	<b>11</b>	<b>2</b>	<b>6</b>	<b>83</b>	

(.500) (.533) (.652)

Halftime: Iowa 53, UNI 33

Officials: Ed Hightower, David Hall, Eddy Jackson

### GAME 3

NORTHERN IOWA 74 OT, TENNESSEE STATE 70

Nov. 23, 1998

Gentry Center, Nashville, TN

TSU led virtually the entire first half and UNI led most of the second half, leading by as much as 56-46 with 6:11 left in regulation. A three-pointer by Jamie Roberts with seven seconds left put the game into overtime, and the Panthers never trailed in the extra session. TSU didn't get its first points in overtime until there was 1:53 left.

NORTHERN IOWA	MP	FG	3P	FT	R	F	A	T	O	B	S	TP
Finley	31	1-8	0-1	4-6	4	2	3	4	0	0	6	
Breakenridge	40	7-13	0-0	2-3	10	2	0	3	0	1	16	
Peterson	33	4-9	0-0	0-0	6	5	1	2	0	3	8	
Cress	39	0-3	0-0	3-4	4	5	6	2	0	1	3	
Sieverding	37	7-15	4-9	8-11	5	2	2	3	0	0	26	
Carter	5	0-1	0-0	0-0	2	0	0	1	0	0	0	
Stackhouse	8	0-5	0-3	0-0	0	1	0	2	0	1	0	
Rouse	14	1-1	0-0	0-0	2	3	0	0	0	0	2	
Middendorf	17	3-5	3-3	4-7	1	3	0	1	0	0	13	
Team					4							
<b>TOTALS</b>	<b>225</b>	<b>23-60</b>	<b>7-16</b>	<b>21-31</b>	<b>38</b>	<b>23</b>	<b>12</b>	<b>18</b>	<b>0</b>	<b>6</b>	<b>74</b>	

(.383) (.438) (.677)

TENNESSEE STATE	MP	FG	3P	FT	R	F	A	T	O	B	S	TP
Williams	36	2-4	0-0	1-3	9	3	0	2	0	1	5	
Johnson	35	3-9	0-1	2-4	8	4	1	4	2	2	8	
Bankston	22	1-3	0-0	1-2	5	4	0	1	3	1	3	
Williams, B.	40	3-12	1-3	2-3	7	2	8	5	0	1	9	
Roberts	42	7-18	4-10	4-6	5	4	0	3	0	1	22	
Martin	20	1-3	0-0	2-2	3	2	0	2	0	0	4	
Jones	24	5-13	0-2	6-8	6	3	0	2	0	1	16	
Strong	1	0-0	0-0	0-0	0	0	0	0	1	0	0	
Parker	1	1-1	1-1	0-0	0	1	0	0	0	0	3	
Ross	5	0-1	0-1	0-0	0	2	0	0	0	0	0	
Team					4							
<b>TOTALS</b>	<b>225</b>	<b>23-64</b>	<b>6-18</b>	<b>18-28</b>	<b>47</b>	<b>25</b>	<b>9</b>	<b>19</b>	<b>6</b>	<b>7</b>	<b>70</b>	

(.359) (.333) (.643)

Halftime: Tennessee State 29, UNI 28

Officials: Tom Stinnet, Barry Mathis, Rick Shoulders

### GAME 4

MIAMI 78, NORTHERN IOWA 69

Nov. 27, 1998

Miami Arena, Miami, FL

UNI made 41.9 percent of its first-half field goals, including five three-pointers, but didn't shoot a free throw on its way to going into the locker room tied at 31 at the half after leading by as much as eight points. Its last lead was 33-31 with 18:44 left in the game, but it trailed only 46-45 with 12:12 left.

NORTHERN IOWA	MP	FG	3P	FT	R	F	A	T	O	B	S	TP
Breakenridge	29	3-5	0-0	3-4	12	3	2	4	0	2	9	
Finley	27	5-10	0-1	0-0	1	2	1	0	0	2	10	
Peterson	38	2-10	0-0	3-3	8	1	0	2	0	0	7	
Cress	27	0-0	0-0	1-2	4	1	2	3	0	1	1	
Stackhouse	32	9-21	5-14	2-2	0	3	2	5	0	1	25	
Rouse	8	1-1	1-1	0-0	0	3	1	1	0	1	3	
Sieverding	21	5-9	2-4	0-1	1	1	1	2	0	1	12	
Carter	2	0-0	0-0	0-0	0	0	0	0	0	1	0	
Middendorf	16	1-3	0-2	0-1	2	3	1	2	0	0	2	
Team					3							
<b>TOTALS</b>	<b>200</b>	<b>26-59</b>	<b>8-22</b>	<b>9-13</b>	<b>31</b>	<b>17</b>	<b>10</b>	<b>20</b>	<b>0</b>	<b>9</b>	<b>69</b>	

(.441) (.364) (.692)

MIAMI	MP	FG	3P	FT	R	F	A	T	O	B	S	TP
Houston	33	5-11	1-4	1-2	5	2	1	3	1	1	12	
James	26	7-15	1-2	3-4	5	0	1	4	1	1	18	
Bland	29	8-9	0-0	0-2	10	4	2	3	0	1	16	
Jennings	23	4-10	0-0	2-2	2	1	4	0	1	2	6	
Hemsley	35	5-13	1-2	4-6	5	3	8	2	1	2	15	
Tyler	20	3-5	0-0	0-0	4	1	0	0	1	1	6	
Simmons	17	1-2	1-2	0-0	1	2	4	2	0	1	3	
Donovan	5	1-2	0-1	0-0	2	1	1	3	0	1	2	
Byars-Dawson	10	0-1	0-0	0-0	3	2	0	0	0	0	0	
Salmons	2	0-0	0-0	0-0	0	1	0	0	1	0	0	
Team					2							
<b>TOTALS</b>	<b>200</b>	<b>32-62</b>	<b>4-11</b>	<b>10-16</b>	<b>39</b>	<b>17</b>	<b>21</b>	<b>17</b>	<b>6</b>	<b>10</b>	<b>78</b>	

(.516) (.364) (.625)

Halftime: UNI 31, Miami 31

Officials: Tony Greene, Tim Hutchinson, Ken Clark

### GAME 5

NORTHERN IOWA 61, IOWA STATE 57

Dec. 2, 1998

UNI-Dome, Cedar Falls, IA

UNI's largest lead was 48-37 with 10:07 left in the game. ISU battled back to tie the game at 50 with 4:56 left and the game was tied twice more, the last at 55 with 2:11 remaining. UNI's Joe Breakenridge made two free throws with 48 seconds left to give UNI a 57-55 lead, Robbie Sieverding hit two more with 22 seconds left, and ISU's Paris Corner hit two with 19 seconds left to give UNI a 59-57 lead. Breakenridge had a

# '98-99 REVIEW

## 1998-99 BOX SCORES



### GAME 7

WISCONSIN-GREEN BAY 61, NORTHERN IOWA 55

Dec. 12, 1998

Brown County Arena, Green Bay, WI

Joe Breakenridge scored six of UNI's first 12 points of the second half, and with Sean Stackhouse three-pointer at the 15:18 mark, the Panthers took a 35-34 lead, their last of the game.

NORTHERN IOWA	MP	FG	3P	FT	R	F	A	T	B	S	TP
Sieverding	20	0-4	0-2	0-0	5	1	0	3	0	0	0
Breakenridge	31	6-12	0-0	2-2	9	5	0	2	1	0	14
Peterson	23	2-7	0-0	4-5	2	1	2	0	0	0	8
Cress	30	0-1	0-0	4-4	4	2	1	1	0	1	4
Stackhouse	35	5-12	2-8	0-1	2	5	2	5	0	2	12
Boyd	1	1-1	0-0	0-0	0	0	0	0	0	0	2
Woodley	10	0-0	0-0	0-0	0	1	1	2	0	1	0
Finley	22	4-5	0-1	0-0	2	1	2	1	0	0	8
Rouse	1	0-0	0-0	0-0	0	0	0	0	0	0	0
Middendorf	27	2-4	2-3	1-2	4	2	1	0	0	0	7
Team					4						
<b>TOTALS</b>	<b>200</b>	<b>20-46</b>	<b>4-14</b>	<b>11-14</b>	<b>32</b>	<b>18</b>	<b>9</b>	<b>14</b>	<b>1</b>	<b>4</b>	<b>55</b>

(.435) (.286) (.786)

WISCONSIN-GREEN BAY	MP	FG	3P	FT	R	F	A	T	B	S	TP
Carstensen	31	7-13	0-0	1-2	5	4	1	3	1	0	15
Hill	37	4-10	0-0	1-3	5	3	1	1	3	1	9
Kiss	37	1-2	1-2	1-4	2	1	9	1	0	0	4
LaRue	36	4-8	2-3	4-6	8	1	2	1	0	1	14
Kraft	13	3-3	1-1	0-0	0	1	1	1	0	2	7
Mueller	16	1-1	1-1	0-0	0	2	0	1	0	0	3
Blanks	9	1-3	1-3	0-0	1	1	2	1	0	1	3
Borowicz	20	2-5	2-4	0-0	1	2	1	1	0	1	6
Pfister	1	0-0	0-0	0-0	0	0	0	0	0	0	0
Team					1						
<b>TOTALS</b>	<b>200</b>	<b>23-45</b>	<b>8-14</b>	<b>7-15</b>	<b>23</b>	<b>15</b>	<b>7</b>	<b>10</b>	<b>4</b>	<b>7</b>	<b>61</b>

(.511) (.571) (.467)

Halftime: Wisconsin-Green Bay 28, UNI 23

Officials: Sam Banks, Dennis Freund, Eric Anderson

### GAME 8

NORTHERN IOWA 78, WRIGHT STATE 70

Dec. 14, 1998

West Gym, Cedar Falls, IA

Wright State fought back in the second half after trailing 40-31 at the half to take a 50-48 lead with 12:59 left in the game and its last lead was 52-50, but it trailed only 67-65 with 2:09 left. At that point, UNI's Robbie Sieverding hit a three-pointer with 1:33 left and Joe Breakenridge made four-of-four free throws. Sean Stackhouse made both of his, as did Aaron Middendorf down the stretch.

WRIGHT STATE	MP	FG	3P	FT	R	F	A	T	B	S	TP
Melson	39	5-12	0-2	1-4	7	3	3	2	3	2	11
Curry	27	1-3	0-0	0-0	3	2	0	1	0	0	2
Petersons	21	1-3	0-0	0-0	7	5	0	1	1	0	2
May	40	9-13	5-6	2-3	4	1	5	7	0	2	25
Brooks	40	7-19	0-2	4-5	5	2	1	3	1	0	18
Scott-Ermuakpor	12	2-2	0-0	0-0	1	1	0	0	1	0	4
Sheinfeld	8	3-3	0-0	0-0	4	4	0	2	0	0	6
Holmes	4	0-2	0-2	0-0	0	1	0	0	0	0	0
Norville	9	1-3	0-0	0-0	0	0	0	3	1	1	2
Team					5						
<b>TOTALS</b>	<b>200</b>	<b>29-60</b>	<b>5-12</b>	<b>7-12</b>	<b>36</b>	<b>19</b>	<b>9</b>	<b>19</b>	<b>7</b>	<b>5</b>	<b>70</b>

(.483) (.417) (.583)

NORTHERN IOWA	MP	FG	3P	FT	R	F	A	T	B	S	TP
Stackhouse	29	4-10	2-5	2-2	2	4	4	1	0	1	12
Breakenridge	40	3-7	0-0	9-12	9	2	1	4	2	2	15
Peterson	25	3-10	0-0	0-0	2	3	1	1	0	0	6
Cress	28	2-2	0-0	0-0	4	0	1	2	0	2	4
Sieverding	37	7-14	6-9	0-2	3	1	5	2	1	1	20
Woodley	1	0-0	0-0	0-0	0	0	0	0	0	0	0
Finley	14	4-6	1-1	0-0	2	1	0	1	2	0	9
Rouse	2	0-0	0-0	0-0	0	0	0	1	0	0	0
Middendorf	24	3-3	1-1	5-6	3	2	2	2	1	3	12
Team					2						
<b>TOTALS</b>	<b>200</b>	<b>26-52</b>	<b>10-16</b>	<b>16-22</b>	<b>27</b>	<b>13</b>	<b>14</b>	<b>14</b>	<b>6</b>	<b>9</b>	<b>78</b>

(.500) (.625) (.727)

Halftime: UNI 30, Wright State 31

Officials: Steve Welmer, Tim Hutchinson, J.D. Collins

### GAME 9

SOUTHERN MISSISSIPPI 70, NORTHERN IOWA 63

Dec. 21, 1998

Young Arena, Waterloo, IA

USM's largest lead of the second half was 61-46 with 6:02 left in the game and the closest UNI could get was to trail 69-63 with 42 seconds remaining. The Eagles made nine-of-12 free throws in the last 3:10 to preserve the win.

SOUTHERN MISSISSIPPI	MP	FG	3P	FT	R	F	A	T	B	S	TP
Phillips	37	6-11	1-2	3-3	6	2	3	0	0	2	16
Jones	31	2-4	0-0	1-2	13	2	0	2	1	0	5
Booker	27	3-5	0-0	0-0	9	4	1	2	4	1	4
Reed	39	8-18	4-8	9-10	2	2	1	0	0	3	29
Cauthen	26	1-2	0-0	0-0	0	5	6	4	0	0	2
Winn	18	0-1	0-0	0-0	1	2	0	2	0	0	0
Flowers	15	2-5	1-1	4-6	1	5	3	0	0	0	9
Stapleton	7	1-3	1-1	0-0	0	0	1	1	0	0	3
Team					3						
<b>TOTALS</b>	<b>200</b>	<b>23-49</b>	<b>7-12</b>	<b>17-21</b>	<b>35</b>	<b>22</b>	<b>15</b>	<b>11</b>	<b>5</b>	<b>6</b>	<b>70</b>

(.469) (.583) (.810)

NORTHERN IOWA	MP	FG	3P	FT	R	F	A	T	B	S	TP
Breakenridge	32	4-7	0-0	1-1	7	2	1	1	1	1	9
Middendorf	12	1-2	1-2	0-0	0	1	0	0	0	0	3
Peterson	22	1-5	0-0	4-5	4	2	1	2	0	0	6
Cress	17	0-1	0-0	0-0	0	4	2	1	0	0	0
Sieverding	40	5-11	3-6	3-7	2	2	3	2	0	1	16
Stackhouse	22	5-9	3-6	3-5	4	2	1	1	0	4	16
Brus	12	0-2	0-2	0-0	0	3	3	1	0	0	0
Finley	22	3-8	0-1	0-1	2	1	0	0	0	0	6
Rouse	2	0-0	0-0	0-0	0	0	0	0	0	0	0
Jenkins	19	2-5	0-0	3-4	2	4	0	3	0	0	7
Team					7						
<b>TOTALS</b>	<b>200</b>	<b>21-50</b>	<b>7-17</b>	<b>14-23</b>	<b>28</b>	<b>21</b>	<b>11</b>	<b>11</b>	<b>1</b>	<b>6</b>	<b>63</b>

(.420) (.412) (.609)

Halftime: Southern Mississippi 30, UNI 28

Officials: Mike Sanzere, Paul Janssen, Steve Olson

### GAME 10

SOUTHWEST MISSOURI STATE 81, NORTHERN IOWA 66

Dec. 30, 1998

Young Arena, Waterloo, IA

UNI played without leading scorer Sean Stackhouse, Tyler Peterson, Tyjuan Finley and Terry Rouse. UNI was down only 34-32 with 1:41 left in the half, but SMS Kevin Ault scored the Bears last five points before intermission. SMS scored the first eight points of the second half and built up a 77-66 lead with 2:13 left in the game.

SOUTHWEST MISSOURI	MP	FG	3P	FT	R	F	A	T	B	S	TP
Fontleroy	29	3-8	0-1	2-4	1	4	5	3	0	1	8
Bruton	27	3-6	0-0	1-2	4	1	0	1	0	1	7
Ault	33	9-12	5-5	1-1	4	3	4	1	0	2	24
Moore	28	12-15	0-0	3-4	3	3	0	2	3	0	27
Phillips	22	3-4	0-0	0-0	5	1	1	1	0	0	6
Murans	1	0-0	0-0	0-0	0	0	0	1	0	0	0
Miller	15	0-1	0-1	1-2	2	1	3	3	0	2	1
Stringer	11	1-3	0-0	0-0	2	1	0	2	0	0	2
Bettenhausen	9	0-2	0-0	0-0	1	2	2	0	1	0	0
Brakebill	16	3-5	0-0	0-0	6	1	0	2	0	0	6
Judd	1	0-1	0-1	0-0	1	0	0	0	0	0	0
Tshomba	1	0-0	0-0	0-0	0	0	0	0	0	0	0
Rueter	7	0-0	0-0	0-0	1	3	0	0	0	0	0
Team					6						
<b>TOTALS</b>	<b>200</b>	<b>34-57</b>	<b>5-8</b>	<b>8-13</b>	<b>36</b>	<b>19</b>	<b>15</b>	<b>18</b>	<b>3</b>	<b>7</b>	<b>81</b>

(.596) (.625) (.615)

NORTHERN IOWA	MP	FG	3P	FT	R	F	A	T	B	S	TP
Cress	35	1-3	0-0	1-2	2	2	2	2	0	2	3
Brus	35	5-11	0-1	0-0	2	0	3	1	0	2	10
Sieverding	24	3-11	1-5	5-6	0	3	2	6	0	0	12
Breakenridge	35	5-11	0-0	5-7	8	1	0	1	0	1	15
Jenkins	34	8-12	0-0	2-4	9	4	0	1	0	2	18
Boyd	4	0-0	0-0	0-0	0	0	0	0	0	0	0
Woodley	19	1-4	1-3	0-0	1	3	4	3	0	6	3
Middendorf	14	2-5	0-2	1-3	1	3	0	0	0	1	5
Team					2						
<b>TOTALS</b>	<b>200</b>	<b>25-57</b>	<b>2-11</b>	<b>14-22</b>	<b>25</b>	<b>16</b>	<b>11</b>	<b>15</b>	<b>0</b>	<b>14</b>	<b>66</b>

(.439) (.182) (.636)

Halftime: Southwest Missouri State 39, UNI 34

Officials: Randy McCall, Mark McMullen, Michael Giarratano

### GAME 11

BRADLEY 61, NORTHERN IOWA 57

Jan. 3, 1999

Carver Arena, Peoria, IL

UNI led at the half for only the fourth time in the season. Bradley tied the game at 30 with 17:26 left and eventually built up a 10-point lead twice, the last at 52-42 with 5:11 remaining. UNI trailed only 58-56 with 26 seconds left, but the Braves made two-of-three free throws in the time left to take the win.

NORTHERN IOWA	MP	FG	3P	FT	R	F	A	T	B	S	TP
Sieverding	37	5-12	1-4	4-4	5	4	5	2	0	1	15
Breakenridge	31	5-6	0-0	0-0	6	3	1	1	0	1	10
Jenkins	33	2-5	0-0	1-3	9	4	0	4	1	1	5
Woodley	18	0-4	0-2	2-2	0	4	0	4	0	3	2
Brus	25	2-6	0-1	3-4	3	3	1	3	0	0	7
Cress	6	0-0	0-0	0-0	0	0	1	1	0	0	0
Stackhouse	17	3-13	1-6	3-3	4	2	1	0	0	0	10
Finley	6	1-2	0-0	0-0	2	0	1	0	0	0	2
Middendorf	11	0-1	0-0	4-4	1	1	0	1	0	0	4
Peterson	16	0-0	0-0	2-2	5	0	1	0	0	0	2
Team					2						



### GAME 13

NORTHERN IOWA 69, ILLINOIS STATE 59

Jan. 9, 1999

Redbird Arena, Normal, IL

UNI trailed most of the first half but tied the game at 31 on a layup by Tyjuan Finley with 50 seconds left. It led most of the second half except when the game was tied at 38. The Panthers largest lead was 65-50 with 1:20 left in the game.

NORTHERN IOWA	MP	FG	3P	FT	R	F	A	T	B	S	TP
Brus	32	5-7	0-0	2-3	7	1	4	2	1	0	12
Breakenridge	32	3-6	0-0	2-2	4	3	1	1	0	0	32
Jenkins	17	2-5	0-0	0-0	7	3	1	4	0	0	4
Stackhouse	32	10-21	2-10	3-4	5	1	2	2	1	3	25
Sieverding	39	2-9	2-8	1-3	6	0	3	2	1	0	7
Cress	6	0-0	0-0	0-0	2	0	1	1	0	0	0
Woodley	5	0-0	0-0	0-0	0	1	0	1	0	1	0
Finley	3	1-2	0-1	0-0	2	0	0	0	0	0	2
Middendorf	20	3-5	1-2	2-4	4	0	0	1	0	3	9
Peterson	14	1-7	0-0	0-0	0	3	0	1	0	1	2
Team					6						
<b>TOTALS</b>	<b>200</b>	<b>27-62</b>	<b>5-21</b>	<b>10-16</b>	<b>43</b>	<b>12</b>	<b>15</b>	<b>3</b>	<b>8</b>	<b>69</b>	

(.435) (.238) (.625)

ILLINOIS STATE

ILLINOIS STATE	MP	FG	3P	FT	R	F	A	T	B	S	TP
Pierson	18	0-1	0-0	0-0	5	0	0	3	2	0	0
Cartmill	31	4-8	1-3	0-0	4	5	2	0	0	1	9
Murdoch	30	6-11	0-0	2-4	5	0	0	4	0	1	14
Williams	28	3-7	2-6	0-0	2	2	2	2	0	0	8
Bryson	36	6-19	2-9	0-0	2	3	3	4	0	3	14
Jeppson	10	2-5	0-2	0-0	2	1	2	0	0	1	4
Crowley	13	0-2	0-1	0-0	2	0	0	0	0	1	0
Hein	3	0-0	0-0	0-0	1	0	0	0	0	0	0
Watkins	10	1-1	0-0	0-0	3	1	1	1	3	0	2
Riley	21	3-6	0-1	2-2	3	5	2	3	1	0	8
Team					4						
<b>TOTALS</b>	<b>200</b>	<b>25-60</b>	<b>5-22</b>	<b>4-6</b>	<b>33</b>	<b>17</b>	<b>12</b>	<b>17</b>	<b>6</b>	<b>7</b>	<b>59</b>

(.417) (.227) (.667)

Halftime: UNI 31, Illinois State 31

Officials: Paul Janssen, Tim Hutchinson, Denny Fruend

### GAME 14

EVANSVILLE 74, NORTHERN IOWA 66

Jan. 13, 1999

UNI-Dome, Cedar Falls, IA

Robbie Sieverding's jumper with 14 seconds left gave the Panthers the lead at intermission. They led 53-49 with 15:47 left in the game and it was tied at 61 with 8:05 left, and UNI never led again. UNI was down only 69-66 with 35 seconds left, but the Aces made five straight free throws for the final margin.

EVANSVILLE	MP	FG	3P	FT	R	F	A	T	B	S	TP
Wilson	38	4-14	3-5	3-4	5	2	3	3	1	1	14
Stanton	32	2-2	0-0	2-2	1	1	4	2	0	0	6
Seitz	19	3-7	0-1	2-5	5	3	2	6	0	1	8
Snow	26	2-7	1-2	2-2	8	1	0	2	1	0	7
James	18	3-5	0-0	0-0	4	2	1	0	0	0	6
Keown	12	2-3	0-0	2-2	2	0	3	0	0	1	6
Begle	26	3-7	1-2	4-4	8	3	2	1	0	1	11
Hedde	10	1-2	0-0	2-2	2	1	0	0	0	0	4
Runyan	19	4-7	4-6	0-0	3	0	0	1	0	0	12
Team					2						
<b>TOTALS</b>	<b>200</b>	<b>24-54</b>	<b>9-16</b>	<b>17-21</b>	<b>40</b>	<b>13</b>	<b>15</b>	<b>15</b>	<b>2</b>	<b>4</b>	<b>74</b>

(.444) (.563) (.810)

NORTHERN IOWA

NORTHERN IOWA	MP	FG	3P	FT	R	F	A	T	B	S	TP
Stackhouse	33	4-14	0-6	4-4	2	1	1	2	0	0	12
Brus	32	8-17	0-1	1-2	6	3	1	0	0	0	17
Sieverding	35	5-12	3-7	0-0	1	2	3	1	0	0	13
Breakenridge	34	2-6	0-0	2-2	10	2	2	2	1	3	6
Jenkins	19	3-6	0-1	0-0	1	4	2	0	0	0	6
Cress	10	0-1	0-0	0-0	1	0	1	0	0	0	0
Finley	1	0-0	0-0	0-0	0	0	0	0	0	0	0
Middendorf	23	3-10	2-7	0-0	7	4	1	2	0	1	8
Peterson	13	2-5	0-0	0-0	4	0	1	0	0	0	4
Team					3						
<b>TOTALS</b>	<b>200</b>	<b>27-71</b>	<b>5-23</b>	<b>7-8</b>	<b>35</b>	<b>16</b>	<b>12</b>	<b>7</b>	<b>1</b>	<b>5</b>	<b>66</b>

(.380) (.217) (.875)

Halftime: UNI 39, Evansville 38

Officials: John Higgins, Ron Berkholtz, Randy McCall

### GAME 15

NORTHERN IOWA 80, SOUTHERN ILLINOIS 58

Jan. 16, 1999

West Gym, Cedar Falls, IA

The game did not become secure for UNI until midway through the second half. It led only 54-52 with 10:40 left, then the Panthers made 11-of-15 free throws and three three-pointers the rest of the way to preserve the win. SIU went from the 10:40 to 7:10 mark without scoring, at which time UNI built up a 62-52 lead.

SOUTHERN ILLINOIS	MP	FG	3P	FT	R	F	A	T	B	S	TP
Thunnell	18	2-7	0-2	0-0	5	2	0	4	0	0	4
Schrader	21	2-7	0-2	0-0	4	4	3	2	1	0	4
Tilmon	16	1-2	0-0	0-0	4	5	0	0	0	0	2
Collum	33	4-12	2-8	1-2	0	1	5	2	0	1	11
Jenkins	33	4-14	1-4	1-2	4	0	7	0	0	2	10
Marcaccini	11	1-4	1-4	0-0	3	1	0	0	1	1	3
Cross	25	4-9	0-0	0-0	8	1	0	1	0	1	8
Brown	5	0-1	0-0	0-0	0	1	0	0	0	0	0
Mells	15	4-7	2-2	0-0	1	4	1	2	0	1	10
Watts	17	3-5	0-0	0-2	2	4	0	2	1	2	6
Hammer	1	0-0	0-0	0-0	1	0	0	0	0	0	0
Jackson	5	0-2	0-0	0-0	3	0	0	0	0	0	0
Team					4						
<b>TOTALS</b>	<b>200</b>	<b>25-70</b>	<b>6-22</b>	<b>2-6</b>	<b>39</b>	<b>23</b>	<b>16</b>	<b>13</b>	<b>3</b>	<b>8</b>	<b>58</b>

(.347) (.273) (.333)

NORTHERN IOWA

NORTHERN IOWA	MP	FG	3P	FT	R	F	A	T	B	S	TP
Brus	34	5-11	1-1	4-6	4	4	2	2	0	3	15
Breakenridge	35	3-5	0-0	4-4	12	1	1	2	2	0	10
Jenkins	24	1-4	0-0	0-0	5	3	1	2	1	0	2
Stackhouse	36	7-14	5-10	7-9	2	0	6	4	2	1	26
Sieverding	37	7-11	5-5	4-5	2	1	6	3	0	1	23
Woodley	4	0-1	0-1	0-0	0	0	0	0	0	1	0
Finley	9	1-1	0-0	0-0	3	1	1	0	0	0	2
Middendorf	18	1-3	0-1	0-0	3	3	0	1	0	1	2
Peterson	3	0-0	0-0	0-0	0	0	0	0	0	0	10
Team					4						
<b>TOTALS</b>	<b>200</b>	<b>25-50</b>	<b>11-18</b>	<b>19-24</b>	<b>35</b>	<b>13</b>	<b>17</b>	<b>14</b>	<b>5</b>	<b>8</b>	<b>80</b>

(.500) (.611) (.792)

Halftime: UNI 38, Southern Illinois 29

Officials: Terry Davis, David Warfel, Ed Gatterdam

### GAME 16

SOUTHWEST MISSOURI STATE 83, NORTHERN IOWA 75

Jan. 21, 1999

Hammons Student Center, Springfield, MO

UNI led at the half, but had trouble executing early in the second half and found itself down 43-36 with 14:52 left in the game. SMS then led 53-43 with 11:24 left, but the Panthers fought back to trail only 57-56 with 9:19 left. However, UNI fouls and 70 percent second-half shooting by SMS killed the Panthers chances.

NORTHERN IOWA	MP	FG	3P	FT	R	F	A	T	B	S	TP
Brus	37	9-18	1-2	2-3	4	1	3	2	0	1	21
Breakenridge	26	3-5	0-0	2-2	8	2	1	1	0	1	8
Jenkins	19	2-3	0-0	0-0	4	4	3	4	0	0	4
Stackhouse	32	8-18	5-11	1-2	3	5	2	0	2	1	22
Sieverding	34	3-9	2-6	6-7	1	4	7	4	0	2	14
Boyd	2	1-2	0-0	0-0	0	0	0	0	0	1	2
Woodley	12	0-1	0-0	0-0	1	1	1	1	0	1	0
Finley	7	1-1	0-0	0-0	0	1	2	3	0	0	2
Middendorf	22	0-1	0-0	0-0	6	5	1	0	0	0	3
Peterson	9	1-2	0-0	0-0	1	1	0	0	0	0	1
Team					3						
<b>TOTALS</b>	<b>200</b>	<b>28-60</b>	<b>8-20</b>	<b>11-14</b>	<b>31</b>	<b>24</b>	<b>20</b>	<b>17</b>	<b>0</b>	<b>10</b>	<b>75</b>

(.467) (.400) (.786)

SOUTHWEST MISSOURI	MP	FG	3P	FT	R	F	A	T	B	S	TP
Bruton	26	5-6	0-0	2-2	5	1	0	1	0	0	12
Phillips	23	1-5	1-4	4-4	2	2	3	3	1	0	7
Moore	33	6-10	0-0	2-2	6	0	0	1	1	1	14
Fontleroy	28	6-10	2-3	2-3	3	4	6	1	1	3	16
Ault	30	2-10	0-4	5-5	5	2	5	1	1	3	9
Murans	1	0-0	0-0	0-0	0	0	0	0	0	0	0
Miller	6	0-0	0-0	4-4	0	3	0	2	0	1	4
Stringer	17	2-4	0-0	0-3	2	0	2	2	0	0	4
Bettenhausen	15	4-5	1-1	1-1	2	0	2	2	0	0	10
Brakebill	13	2-4	0-0	1-2	6	0	0	1	0	0	5
Judd	2	0-0	0-0	0-0	0	0	0	2	0	0	0
Tshomba	1	0-0	0-0	0-0	0	0	1	0	0	0	0
Rueter	7	1-1	0-0	0-0	0	1	0	0	0	0	2
Team					1						
<b>TOTALS</b>	<b>200</b>	<b>29-55</b>	<b>4-12</b>	<b>21-26</b>	<b>32</b>	<b>13</b>	<b>19</b>	<b>15</b>	<b>4</b>	<b>8</b>	<b>83</b>

(.527) (.333) (.808)

Halftime: UNI 33, Southwest Missouri State 31

Officials: Paul Janssen, John Higgins, Ed Schumer

### GAME 17

DRAKE 78, NORTHERN IOWA 72

Jan. 24, 1999

Knapp Center, Des Moines, IA

After leading 42-34 at the half, UNI saw a 16-point lead at the 14:03 mark slip away to only a 63-61 margin at the 5:57 mark. UNI built back up a six-point lead with 4:11 left, but Drake's Matt Woodley tied the game at 70 with 1:52 left. The last tie was at 72 with 1:01 left before the Bulldogs made six straight free throws.

NORTHERN IOWA	MP	FG	3P	FT	R	F	A	T	B	S	TP
Breakenridge	33	6-9	0-0	3-4	6	2	1	0	2	0	15
Jenkins	23	3-7	0-0	1-2	5	3	3	0	2	1	7
Stackhouse	27	5-14	3-7	1-2	1	3	2	2	0	0	14
Brus	35	5-9	0-1	4-5	3	5	5	4	1	4	14
Sieverding	33	3-8	3-6	0-0	6	1	1	2	0	1	9
Woodley	22	2-5	2-5	0-0	0	3	4	2	0	4	9
Finley	5	0-1	0-0	0-0	0	1	1	1	0	0	0
Middendorf	22	1-3	0-1	2-3	6	3	0	2	0	1	4
Team					2						

# '98-99 REVIEW

## 1998-99 BOX SCORES



### GAME 19

CREIGHTON 95, NORTHERN IOWA 81

Jan. 30, 1999

West Gym, Cedar Falls, IA

Despite shooting nearly 67 percent in the first half, UNI trailed by 10 at the half because Creighton made six more field goals, including four more three-pointers. UNI made up ground in the second half, trailing only 83-77 with 3:43 left in the game, but it couldn't overcome a 42-23 deficit in rebounding and CU's 44 points in the paint.

CREIGHTON	MP	FG	3P	FT	R	F	A	TO	B	S	TP
Walker	24	4-7	0-2	6-6	5	1	4	2	0	3	14
Sears	36	5-8	5-6	1-2	4	3	5	3	1	0	16
Swenson	25	6-11	0-1	0-0	7	3	0	1	1	1	12
Brandon	24	2-3	1-1	7-7	1	3	1	1	0	0	12
Buford	34	10-18	2-2	4-4	9	2	1	1	0	2	26
West	20	1-4	1-3	0-0	3	1	6	0	1	2	3
Kolder	2	0-0	0-0	0-2	0	0	0	1	0	0	0
Oura	1	0-0	0-0	0-0	0	0	0	0	0	0	0
Bates	2	0-1	0-0	0-0	1	1	0	1	0	0	0
Klein	1	0-0	0-0	0-0	1	0	0	0	0	0	0
Huss	3	0-1	0-0	0-0	0	1	0	0	0	0	0
Haynes	10	2-3	0-0	0-2	2	2	0	1	0	0	4
Johnson	7	1-2	0-0	0-0	2	2	0	0	0	0	2
Karlikanovas	13	3-7	0-1	0-0	1	3	0	2	0	0	6
Team					6						

TOTALS 200 34-65 9-16 18-23 42 22 17 13 3 8 95

(.523) (.563) (.783)

NORTHERN IOWA	MP	FG	3P	FT	R	F	A	TO	B	S	TP
Stackhouse	37	8-17	6-14	0-1	1	3	1	3	0	0	22
Brus	39	3-8	0-1	4-4	4	2	5	2	0	0	10
Sieverding	38	5-10	3-5	4-6	2	3	2	5	1	2	17
Breakenridge	33	3-5	0-0	3-4	5	3	0	0	1	0	9
Jenkins	18	3-4	0-0	2-5	4	5	0	2	2	1	8
Boyd	2	0-0	0-0	0-0	0	0	0	0	0	0	0
Woodley	5	0-0	0-0	0-0	0	1	1	0	0	0	0
Middendorf	25	3-6	1-2	8-9	8	4	1	2	1	1	15
Peterson	3	0-0	0-0	0-0	0	0	0	0	0	0	0
Team					1						

TOTALS 200 25-50 10-22 21-29 23 20 10 15 5 4 81

(.500) (.455) (.724)

Halftime: Creighton 49, UNI 39

Officials: J.D. Collins, Randy Heimerman, Jim Copenhaver

### GAME 20

BRADLEY 76 OT, NORTHERN IOWA 73

Feb. 3, 1999

West Gym, Cedar Falls, IA

UNI's largest lead was 34-28 with 19:13 left in regulation and Bradley's largest margin was 46-40 with 10:05 left. The Braves made four free throws in the final 42 seconds to take a 61-58 lead with eight seconds left before Aaron Middendorf tied the game on a three-pointer with two seconds left. UNI had a 68-65 lead with 2:03 left in overtime, but BU's Gavin Schairer tied the game with his own three-pointer on the next possession, and UNI never led again. UNI's Tony Brus missed two free throws which would have tied the game at 70 with 26 seconds remaining and Bradley made eight straight free throws in the last 43 seconds. UNI's three-pointer and two free throws wasn't enough.

BRADLEY	MP	FG	3P	FT	R	F	A	TO	B	S	TP
Kirsh	5	0-1	0-0	0-1	2	3	0	0	0	0	0
Lee	42	4-8	0-0	0-0	8	2	3	2	5	0	8
Dye	43	4-11	2-4	8-8	2	4	2	3	2	1	18
Roberson	23	1-7	0-1	1-2	5	5	1	2	2	0	3
Robinson	37	3-5	1-2	6-6	4	2	3	5	0	1	13
Clancy	17	1-3	1-1	2-2	2	1	2	2	0	1	5
Hall	6	0-1	0-1	0-1	1	1	0	1	0	0	0
Schairer	27	8-12	5-8	0-0	2	2	1	1	0	1	21
Koita	19	3-3	0-0	2-2	4	4	0	0	0	1	8
Atkins	6	0-0	0-0	0-0	1	0	0	1	0	0	0
Team					0						
TOTALS	225	24-51	9-17	19-22	31	24	12	17	9	5	76

TOTALS 225 24-51 9-17 19-22 31 24 12 17 9 5 76

(.471) (.529) (.864)

NORTHERN IOWA	MP	FG	3P	FT	R	F	A	TO	B	S	TP
Stackhouse	24	3-11	0-4	2-2	4	5	0	1	0	2	8
Brus	42	3-9	0-1	3-6	4	4	2	1	0	0	9
Sieverding	41	7-15	6-9	9-9	2	3	3	5	0	1	29
Breakenridge	37	2-5	0-0	1-2	6	1	0	4	0	1	5
Jenkins	35	5-9	0-0	1-3	8	3	3	2	1	3	11
Boyd	1	0-0	0-0	0-0	0	0	0	0	0	0	0
Woodley	20	1-1	0-0	1-2	1	1	1	1	0	3	3
Middendorf	23	1-3	1-1	4-4	4	3	0	3	1	1	7
Peterson	3	0-0	0-0	1-2	0	0	0	0	1	0	1
Team					73						

TOTALS 225 22-53 7-15 22-30 32 20 9 19 3 11 73

(.415) (.467) (.733)

Halftime: UNI 31, Bradley 26

Officials: Ed Gatterdam, Ron Berkholtz, Randy McCall

### GAME 21

INDIANA STATE 72, NORTHERN IOWA 67

Feb. 6, 1999

West Gym, Cedar Falls, IA

UNI jumped out to a 20-12 lead with 10:12 left in the first half, but gave up the last seven shots of the half to trail 36-30 at intermission. The Panthers came back to tie the game twice, the last at 42 with 14:57 remaining, and trailed 51-49 before going down by as many as nine at 64-55 with 5:29 left. A three-pointer by Tony Brus with 1:04 left had UNI within two at 67-65 and Joe Breakenridge again had UNI trailing by only two at 69-67 with 19 seconds left, but ISU made three-of-four free throws the rest of the way.

INDIANA STATE	MP	FG	3P	FT	R	F	A	TO	B	S	TP
Kante	27	0-5	0-0	6-6	7	3	0	2	0	0	6
Green	21	6-10	1-2	1-3	2	4	1	2	0	2	14
Menser	23	3-5	3-3	1-2	2	3	1	3	0	1	10
Block	30	2-7	0-3	2-2	0	0	1	1	0	0	6
Renn	38	5-11	0-1	4-8	10	2	4	3	0	1	14
Hunter	12	2-5	0-0	2-2	6	1	0	0	0	0	6
Adkins	27	4-10	2-8	2-4	1	1	0	0	0	0	12
Thompson	10	1-5	0-1	0-0	4	2	0	0	0	0	2
Giesen	12	1-2	0-0	0-0	5	4	1	1	2	0	2
Team					4						

TOTALS 200 24-60 6-18 18-27 41 20 8 12 2 4 72

(.400) (.333) (.667)

NORTHERN IOWA	MP	FG	3P	FT	R	F	A	TO	B	S	TP
Stackhouse	23	2-6	1-3	0-0	2	1	1	1	0	1	5
Brus	37	5-10	1-2	6-8	5	4	5	6	0	2	17
Sieverding	35	5-14	3-8	1-1	3	2	3	2	0	1	14
Breakenridge	29	3-7	0-0	2-2	7	2	1	2	0	0	8
Jenkins	35	6-9	0-1	1-3	4	4	0	0	0	0	13
Woodley	9	1-3	0-0	0-0	1	2	0	0	0	0	2
Middendorf	24	1-2	0-1	2-2	6	3	0	0	1	1	4
Peterson	8	0-0	0-0	4-6	1	2	1	0	0	1	4
Team					1						

TOTALS 200 23-51 5-15 16-22 29 21 11 11 0 6 67

(.451) (.333) (.727)

Halftime: Indiana State 36, UNI 30

Officials: Jerry Petro, Sam Banks, Randy Hagedorn

### GAME 22

CREIGHTON 77, NORTHERN IOWA 60

Feb. 10, 1999

Omaha Civic Auditorium, Omaha, NE

Creighton jumped out to a 16-2 lead with 13:42 left in the first half and never looked back. The closest UNI could get was 19-10 with 10:43 left. The Panthers closed the margin to trail 46-36 with 13:16 left in the game.

NORTHERN IOWA	MP	FG	3P	FT	R	F	A	TO	B	S	TP
Breakenridge	27	3-7	0-0	3-5	9	4	1	3	0	1	9
Jenkins	32	0-1	0-0	2-4	3	2	1	2	1	2	2
Brus	24	1-6	0-0	0-0	1	0	1	5	0	0	2
Sieverding	30	5-10	1-5	4-5	2	0	3	5	0	6	15
Middendorf	16	2-2	0-0	2-4	2	0	0	0	0	0	6
Woodley	23	1-4	1-2	0-2	2	3	0	2	0	2	3
Stackhouse	32	4-9	1-4	4-7	2	3	1	3	0	2	13
Peterson	16	3-3	0-0	4-4	3	4	0	1	0	0	10
Team					4						

TOTALS 200 19-42 3-11 19-31 28 16 7 21 1 13 60

(.452) (.273) (.613)

CREIGHTON	MP	FG	3P	FT	R	F	A	TO	B	S	TP
Buford	28	6-14	1-5	1-2	8	3	4	3	0	3	14
Johnson	17	0-4	0-0	1-2	4	4	0	2	0	0	1
Swenson	20	4-8	1-1	3-4	4	3	0	0	0	2	12
Walker	21	2-5	1-2	0-0	5	1	4	3	0	0	5
Sears	30	3-7	3-6	3-3	3	1	2	1	0	1	12
West	18	2-3	2-3	0-0	1	1	2	0	0	0	6
Brandon	20	3-8	2-5	0-0	2	3	1	3	0	0	8
Kolder	5	1-1	0-0	1-2	1	2	2	3	0	0	3
Oura	2	0-0	0-0	0-0	0	1	0	1	0	0	0
Bates	9	2-3	0-0	0-0	2	0	1	0	0	0	4
Klein	4	0-0	0-0	0-0	0	0	0	0	0	0	0
Huss	10	2-2	0-0	1-1	1	4	0	0	0	1	5
Haynes	6	1-2	1-1	0-0	0	1	0	1	1	1	3
Karlikanovas	10	1-3	0-0	2-4	5	2	1	1	0	0	4
Team					1						

TOTALS 200 27-60 11-23 12-18 37 26 17 18 1 8 77

(.450) (.478) (.667)

Halftime: Creighton 38, UNI 20

Officials: Kelly Self, Steve Morris, David Warfel

### GAME 23

NORTHERN IOWA 87, WICHITA STATE 82

Feb. 13, 1999

West Gym, Cedar Falls, IA

UNI had its best shooting percentage of the year and had season-highs at the free throw line. Its largest lead was 51-37 with 14:57 left in the game. WSU got as close as seven points with 1:30 left.

WICHITA STATE	MP	FG	3P	FT	R	F	A	TO	B	S	TP
Lemons	27	2-9	0-4	0-0	2	5	1	2	0	1	4
Evans	29	9-20	2-4	10-12	5	4	0	3	0	3	30
Williams	23	3-5	0-0	3-4	8	4	0	3	0	0	9
Mack	32	2-3	0-0	0-0	7	5	2	2	0	1	4
Perez	35	9-19	3-7	6-6	2	3	4	2	0	2	27
Westgeest	11	0-1	0-0	0-0	1	0	1	0	0	0	0
Lewis	15	1-2	1-1	0-0	1	4	2	1	0	1	3
Benton	15	2-6	1-3	0-0	0	1	2	0	0	0	5
Smithson	4	0-0	0-0	0-0	0	1	0	0	0	0	0
Bunch	9	0-1	0-0	0-0	1	2	0	0	0	0	0
Team					4						
TOTALS	200	28-66	7-19	19-22	31	29	12	14	0	8	82



# '98-99 REVIEW

## 1998-99 BOX SCORES

NORTHERN IOWA	MP	FG	3P	FT	R	F	A	TO	B	S	TP
Breakenridge	35	6-10	0-0	1-1	13	1	0	2	0	3	13
Jenkins	20	1-3	0-0	0-0	5	4	1	4	1	0	2
Woodley	16	0-4	0-3	0-0	1	1	3	1	0	1	0
Brus	38	5-9	0-0	6-8	2	2	0	3	0	0	16
Sieverding	39	3-11	1-4	8-8	4	3	1	7	0	1	39
Boyd	5	1-2	0-0	0-0	1	0	0	3	0	0	2
Middendorf	25	2-3	1-2	5-8	1	4	1	1	0	0	10
Peterson	22	1-2	0-0	1-2	3	2	1	1	0	0	3
Team					5						
<b>TOTALS</b>	<b>200</b>	<b>19-44</b>	<b>2-9</b>	<b>21-27</b>	<b>35</b>	<b>17</b>	<b>7</b>	<b>22</b>	<b>1</b>	<b>5</b>	<b>61</b>

(432) (.222) (.778)

SOUTHERN ILLINOIS	MP	FG	3P	FT	R	F	A	TO	B	S	TP
Jenkins	37	8-15	2-7	4-4	6	4	2	3	1	1	22
Thunell	32	2-11	2-7	2-2	11	1	5	2	0	1	8
Tilmon	27	5-9	0-0	3-4	7	3	1	1	2	1	13
Collum	33	0-10	0-5	0-0	0	1	2	2	0	1	0
Schrader	17	1-5	0-3	0-0	1	4	0	1	0	2	2
Marcaccini	6	0-2	0-1	0-2	1	12	1	0	0	0	0
Cross	16	4-7	0-0	3-3	6	4	1	2	0	4	11
Mells	19	2-3	1-1	0-0	0	0	2	0	0	0	5
Watts	13	2-5	0-0	1-2	3	3	0	2	2	0	5
Team					1						
<b>TOTALS</b>	<b>200</b>	<b>24-67</b>	<b>5-24</b>	<b>13-17</b>	<b>36</b>	<b>21</b>	<b>14</b>	<b>13</b>	<b>5</b>	<b>10</b>	<b>66</b>

(358) (.208) (.765)

Halftime: UNI 34, Southern Illinois 34

Officials: Jerry Petro, J.D. Collins, Kyle Ingram

### GAME 26

NORTHERN IOWA 83, DRAKE 57

Feb. 22, 1999

West Gym, Cedar Falls, IA

UNI had little trouble in the game, leading by 20 points at the half. In fact, UNI trailed only 3-2 and the last tie was 5-5.

DRAKE	MP	FG	3P	FT	R	F	A	TO	B	S	TP
Thomas	27	0-1	0-0	4-4	4	3	0	4	0	2	4
Harris	35	4-11	1-1	1-3	8	2	2	1	1	0	10
Gaw	18	0-4	0-0	0-0	2	3	2	3	0	0	0
Woodley	34	6-16	3-7	2-3	1	1	0	0	0	1	17
LeVasseur	35	3-10	1-7	0-0	2	2	3	0	0	0	7
Ohl	10	0-1	0-0	0-0	2	2	1	1	0	0	0
Lee	9	1-2	0-1	2-2	1	2	0	1	0	0	4
Collier	4	0-2	0-1	1-2	0	2	0	1	0	2	1
Deeter	28	5-9	2-3	2-4	3	1	2	2	0	2	14
Team					2						
<b>TOTALS</b>	<b>200</b>	<b>19-56</b>	<b>7-20</b>	<b>12-18</b>	<b>25</b>	<b>18</b>	<b>10</b>	<b>14</b>	<b>1</b>	<b>7</b>	<b>57</b>

(339) (.350) (.667)

NORTHERN IOWA	MP	FG	3P	FT	R	F	A	TO	B	S	TP
Breakenridge	37	5-8	0-0	5-5	8	3	3	6	2	3	15
Jenkins	32	6-7	0-0	0-2	2	1	1	2	0	2	12
Woodley	33	2-3	1-2	0-0	4	3	7	3	0	1	5
Brus	38	7-10	2-2	2-4	6	2	0	3	0	1	18
Sieverding	37	9-13	7-9	6-7	1	2	1	0	0	1	31
Boyd	2	0-0	0-0	0-0	0	1	0	0	0	0	0
Middendorf	12	0-1	0-0	0-1	2	1	2	1	0	0	0
Rattleff	1	0-1	0-0	0-0	0	0	0	0	0	0	0
Peterson	8	1-1	0-0	0-0	2	1	0	1	0	0	2
Team					6						
<b>TOTALS</b>	<b>200</b>	<b>30-44</b>	<b>10-13</b>	<b>13-19</b>	<b>31</b>	<b>14</b>	<b>14</b>	<b>16</b>	<b>2</b>	<b>8</b>	<b>83</b>

(682) (.769) (.684)

Halftime: UNI 43, Drake 23

Officials: Paul Kaster, Ed Schumer, Randy Heimerman

### GAME 27

WICHITA STATE 74 OT, NORTHERN IOWA 72

Feb. 26, 1999

Kiel Center, St. Louis, MO

The Panthers had a nine-point lead at the half and their largest lead was 45-31 with 17:30 left in regulation. They still had a 58-51 lead with 5:33 left, but the Shockers came back to tie the game at 58 with 3:36 remaining. Cory Jenkins tip-in with eight seconds left gave the Panthers a 66-64 advantage, but WSU's Jason Perez sent the game into overtime with a layup with one second left. The two teams traded baskets in the overtime, but UNI failed to score in the last one minute six seconds, while WSU made a layup and one-of-two free throws to go along with two blocked shots to take the win.

WICHITA STATE	MP	FG	3P	FT	R	F	A	TO	B	S	TP
Williams	40	5-7	1-2	6-10	10	3	1	3	4	1	17
Perez	36	5-8	0-1	8-10	3	4	1	5	1	2	18
Mack	25	5-9	0-0	1-2	9	3	0	2	0	0	11
Lemons	29	2-6	0-2	0-0	1	5	3	2	0	0	4
Evans	41	5-16	2-4	2-2	4	2	4	2	3	0	14
Lewis	12	0-1	0-0	0-0	0	5	2	0	0	0	0
Benton	16	1-5	0-1	1-2	5	1	1	0	0	2	3
Steven	13	1-1	1-1	0-0	2	3	3	0	0	0	3
Utting	2	0-0	0-0	0-0	0	0	0	0	0	0	0
Bunch	11	2-3	0-0	0-0	2	1	0	1	1	0	4
Team					1						
<b>TOTALS</b>	<b>225</b>	<b>26-56</b>	<b>4-11</b>	<b>18-26</b>	<b>37</b>	<b>27</b>	<b>15</b>	<b>15</b>	<b>9</b>	<b>5</b>	<b>74</b>

(464) (.364) (.692)

NORTHERN IOWA	MP	FG	3P	FT	R	F	A	TO	B	S	TP
Brus	41	7-10	2-2	7-13	4	3	3	1	0	3	23
Breakenridge	44	1-5	0-0	5-6	12	2	2	1	0	1	7
Jenkins	32	5-9	0-1	1-2	4	5	2	2	1	1	11
Woodley	23	1-3	0-1	1-2	2	3	1	3	0	1	3
Sieverding	43	5-20	0-5	5-6	7	2	2	4	1	2	15
Stackhouse	23	2-7	2-5	2-2	1	5	0	0	0	0	8
Middendorf	16	1-4	1-1	2-3	2	2	0	1	0	0	5
Peterson	3	0-0	0-0	0-0	1	0	0	0	0	0	0
Team					3						
<b>TOTALS</b>	<b>225</b>	<b>22-58</b>	<b>5-15</b>	<b>23-34</b>	<b>36</b>	<b>22</b>	<b>10</b>	<b>12</b>	<b>2</b>	<b>8</b>	<b>72</b>

(379) (.333) (.676)

Halftime: UNI 37, Wichita State 28

Officials: Ed Hightower, Mike Sanzere, Paul Janssen

### STARTING LINEUPS

Opponent	PG	Offg	SmF/G	PF	C
@Bowling Green State	Cress	Stackhouse	Middendorf	Breakenridge	Peterson
@Iowa	Cress	Stackhouse	Sieverding	Breakenridge	Peterson
@Tennessee State	Cress	Sieverding	Finley	Breakenridge	Peterson
@Miami (FL)	Cress	Stackhouse	Finley	Breakenridge	Peterson
Iowa State	Cress	Stackhouse	Sieverding	Middendorf	Breakenridge
@Indiana State	Cress	Stackhouse	Sieverding	Breakenridge	Peterson
@Wisconsin-Green Bay	Cress	Stackhouse	Sieverding	Breakenridge	Peterson
Wright State	Cress	Stackhouse	Sieverding	Breakenridge	Peterson
Southern Mississippi	Cress	Sieverding	Middendorf	Breakenridge	Peterson
Southwest Missouri State	Cress	Sieverding	Brus	Breakenridge	Jenkins
@Bradley	Woodley	Sieverding	Brus	Breakenridge	Jenkins
@Evansville	Sieverding	Stackhouse	Brus	Breakenridge	Jenkins
@Illinois State	Sieverding	Stackhouse	Brus	Breakenridge	Jenkins
Evansville	Sieverding	Stackhouse	Brus	Breakenridge	Jenkins
Southern Illinois	Sieverding	Stackhouse	Brus	Breakenridge	Jenkins
@Southwest Missouri State	Sieverding	Stackhouse	Brus	Breakenridge	Jenkins
@Drake	Sieverding	Stackhouse	Brus	Breakenridge	Jenkins
@Wichita State	Sieverding	Stackhouse	Brus	Breakenridge	Jenkins
Creighton	Sieverding	Stackhouse	Brus	Breakenridge	Jenkins
Bradley	Sieverding	Stackhouse	Brus	Breakenridge	Jenkins
Indiana State	Sieverding	Stackhouse	Brus	Breakenridge	Jenkins
@Creighton	Sieverding	Middendorf	Brus	Breakenridge	Jenkins
Wichita State	Sieverding	Stackhouse	Brus	Breakenridge	Jenkins
Illinois State	Woodley	Sieverding	Middendorf	Breakenridge	Jenkins
@Southern Illinois	Woodley	Sieverding	Brus	Breakenridge	Jenkins
Drake	Woodley	Sieverding	Brus	Breakenridge	Jenkins
(n)Wichita State	Woodley	Sieverding	Brus	Breakenridge	Jenkins



## **PANTHER HISTORY**

**78-79  
History**

**80  
All-Americans  
Pro Players**

**81-82  
Honorees**

**82-85  
Post-Season**

**86  
Annual Team Totals**

**87-94  
Team/Individual  
Records**

**95-96  
Series Records**

**97-100  
Year-by-Year  
Results**

**101-102  
Coaching History**



# PANTHER HISTORY

## NORTHERN IOWA PANTHERS

78

**T**he rich history of Northern Iowa men's basketball began in 1900. Many players and coaches have contributed to over 900 Panther victories.

### THE EARLY YEARS

A coachless 1900-01 squad failed to post a victory in three tries during its inaugural season. However, the team quickly rebounded to post an undefeated 1-0 record during its second campaign. Similar seasons with few games produced a record of 260-205 before a two-year hiatus from 1943-45, during World War II.

### THE NORTH CENTRAL CONFERENCE YEARS

The Panthers began affiliation with the North Central Conference in 1935, joining South Dakota, South Dakota State, North Dakota, North Dakota State, Morningside and Augustana (SD). The first conference championship was coached by O.M. "Hon" Nordly during the 1947-48 season. Nordly followed that title with three more in succession, and coached five of the nine league-winning teams in Panther history.

Nordly's top player in the late '40s was a tough forward, Norm Jespersen, who has been inducted into the UNI Athletics Hall of Fame. The four-year starter is the only player from that decade, or earlier, to be listed among the school's Top 25 career scorers.

Three Iowa State Teachers College (now UNI) stars brought the school its fourth straight conference title during the 1950-51 season. Guard Dick Garth averaged 15.6 points. Forward Bill Petersen joined Garth on the all-NCC team. Freshman sensation Howard Pigg also made the all-league honorable mention team.

After dropping to third place in 1952, Nordly took a team of inexperienced players to his fifth conference title during the 1952-53 season. ISTC finished fourth the next year, Nordly's last. He finished with a 166-127 record over 15 years and is the school's leader for seasons coached,

career victories and conference titles.

ISTC rebounded to second place in 1955. Two key players were military veteran Pigg and forward Dick Beetsch. Pigg was named first-team all-conference, and Beetsch second team.

### THE GOLDEN YEARS

The '60s were a golden age of basketball. Teams totaled 156 wins while tasting defeat only 75 times for a 68 winning percentage. James Witham, another UNI Hall of Famer, coached from 1956-61. Witham's 1960-61 squad went 16-5 and 9-3 in the conference, placing second. He finished with a 63-49 record and became the newly-named State College of Iowa's first athletic director.

Norm Stewart, former Missouri coach, took over the reigns in 1961. Stewart led SCI to its best season ever. The Panthers went 19-5 overall and 8-4 in the NCC, tying for first. The team advanced to its first-ever NCAA regional tournament. The season closed with a last-second loss to Nebraska Wesleyan in the first round.

Despite the loss of several key performers, the 1962-63 team managed a 15-8 mark, but the next year was the most fabled. All-conference pick Pete Spoden returned from military service to form a strong nucleus, joining all-league pick Duane Josephson and Ron Jessen. The team exploded to a 13-1 start, then lost Spoden to a knee injury. Members of the revamped starting lineup each averaged in double figures the remainder of the campaign and the team ended with a 20-2



Former UNI President, Dr. Constantine Curris, announces the Panthers' acceptance into the Missouri Valley Conference on February 14, 1991.

regular-season record.

Led by Midwest Regional MVP Josephson, the Panthers advanced to the Final Eight of the NCAA Division II tournament. They lost the consolation game to North Carolina A&T and finished with a 23-4 overall mark, which still stands as a school record for number of wins in a season.

Spoden was named first-team all-American, despite missing the last 13 games. He was drafted by the NBA's Baltimore Bullets. Josephson went on to a professional baseball career with the Chicago White Sox and was an American League all-star catcher. Teammate Craig Knepe was a third-team all-American in 1966.

Stewart wrapped up his SCI career in 1967 with a 97-42 record. That winning percentage of 69.8 tops all coaches with 50 or more wins. He also contributed to two NCC titles. A member of his final team, Jerry Waugh, was a fourth-team all-American in 1967



and was invited to participate in the College Division Olympic tryouts. His career-scoring average of 20.4 was the first to top 20 points in history. Also, that team averaged a school-record 88.1 points, a mark which still stands.

## THE MOVE TO DIVISION I

Jim Berry took over coaching duties in 1973. The Panthers had gone into a slump following Stewart's reign and Berry's rebuilding program made steady progress after his first campaign. He brought UNI its first winning record in eight years—a 15-12 mark and a second-place finish in the NCC in 1978. UNI left the NCC for the newly-formed Mid-Continent Conference before the 1978-79 season.

UNI responded to the challenge, finishing 18-11 overall and 6-4 in the conference. Four-year starter Ron Lemons was named all-league and was ranked 20th in the nation in shooting (58.5). The Panthers received an at-large bid to the NCAA Division II playoffs, defeating Nebraska-Omaha in the first round before losing to Wisconsin-Green Bay.

UNI moved its schedule up a notch in 1979-80, playing eight Division I teams in preparation of the move to the higher division, which came in 1980-81.

The 1982-83 team's leading scorer and rebounder were an unlikely pair, with the top rebounder the team's smallest player—5-9 Brent Carmichael, who went on to play professionally with the CBA's Rockford Lightning. Iowa's prep "Mr. Basketball", Randy Kraayenbrink, led the team in scoring.

With the help of Kraayenbrink, UNI's first winning season at the Division I level came in 1983-84. The Panthers went 10-4 in the league and 18-10 overall. A NIT invitation seemed imminent except the squad lost its last three games of the year with Kraayenbrink sitting on the bench with an ankle injury. UNI also was undefeated at home that year with a 14-0 mark.

Kraayenbrink closed out his career with a 20.4 average and became UNI's

## HISTORY OF UNI ATHLETIC AFFILIATIONS

- 1876 Founded as Iowa State Normal School
- 1893 UNI fields first intercollegiate team in baseball
- 1923 UNI joins Iowa Conference
- 1936 UNI becomes a member of the North Central Conference, joining North Dakota State, North Dakota, South Dakota, South Dakota State, Morningside and Omaha. Augustana (SD) and Mankato State join later, while Omaha leaves
- 1978 UNI leaves the North Central to join the original Mid-Continent Conference as a charter member, along with Akron, Eastern Illinois, Northern Michigan, Western Illinois and Youngstown State
- 1980 UNI begins competition at NCAA Division I level for all men's sports
- 1981 UNI begins competition in football at the 1-AA level
- 1982 UNI joins in the formation of the Association of Mid-Continent Universities with fellow charter members Cleveland State, Eastern Illinois, Illinois-Chicago, Southwest Missouri State, Valparaiso, Western Illinois and Wisconsin-Green Bay for all men's sports except football  
UNI joins in the formation of the Gateway Collegiate Athletic Conference with fellow charter members Bradley, Drake, Eastern Illinois, Illinois State, Indiana State, Southern Illinois, Southwest Missouri State, Western Illinois and Wichita State for all women's sports  
The AIAW dissolves  
Women begin Division I competition
- 1985 Mid-Continent football conference dissolves as the Gateway adds football
- 1991 UNI is accepted for membership into the Missouri Valley Conference for seven men's sports and leaves the Mid-Continent
- 1992 The Gateway division for women's sports is dissolved as schools realign with either the Missouri Valley or the Mid-Continent Conferences

all-time leading scorer with 2,004 points, a mark which stood until Jason Reese overtook the total with 2,033 points in 1990.

Southern Illinois. UNI's 16-13 record was the best mark since the 1990 NCAA tournament season.

## A BANNER YEAR

Eldon Miller joined the Panthers for the 1986-87 season. UNI made its first trip to the NCAA Division I tournament in 1990, upsetting Missouri in the first round and losing to Minnesota by only three points in the second round. It tied a school record with 23 wins against only nine losses.

The Panthers were accepted into membership in the Missouri Valley Conference in 1991. Miller was named the Valley's Coach of the Year in 1997.

Miller resigned following the 1997-98 season and Iowa State associate head coach Sam Weaver took over the reigns. His 1999-00 recruiting class has been ranked 42nd in the nation, the highest in the Valley.

UNI is competing in the Missouri Valley Conference for the ninth year. Six years ago, the Panthers advanced to the championship game of the Diet Pepsi MVC Tournament, losing 77-74 to

## UNI ATHLETICS HALL OF FAME BASKETBALL INDUCTEES

- |      |                    |
|------|--------------------|
| 1985 | O.M. Nordly        |
|      | Jim Witham         |
| 1986 | Dick Beetsch       |
| 1987 | Duane Josephson    |
|      | Eddie Watt         |
| 1988 | James Jackson      |
| 1989 | Howard Pigg        |
|      | Pete Spoden        |
| 1990 | Jerry Morgan       |
| 1992 | Norman Jespersen   |
| 1995 | Randy Kraayenbrink |
|      | Norm Stewart       |
| 1997 | Don King           |
| 1999 | Richard Seidler    |





# PANTHER HISTORY

## ALL-AMERICANS



Pete Spoden

- 1963-64 Pete Spoden, 1st Team AP
- 1964-65 Craig Knepe, Honorable Mention AP
- 1965-66 Craig Knepe, 3rd Team AP
- 1966-67 Jerry Waugh, 4th Team Coaches' A-A
- 1984-85 Randy Kraayenbrink, Honorable Mention AP

### GTE ACADEMIC ALL-AMERICANS




Randy Kraayenbrink  
1984 2nd Team



Ray Storck  
1982 Honorable Mention

### PLAYERS IN THE PROS

1964	Pete Spoden	Baltimore Bullets
1973	Darrell Timion	Australia
1974	Brian Bestul	Australia
1975	Bill Runchey	Australia
1979	Ron Lemons	Australia
1983	Brent Carmichael	Rockford Lightning
1986	Randy Kraayenbrink	Yugoslavia
1988	Greg McDermott	Switzerland
	James Parker	Argentina
	Mike Bailey	Switzerland
1989	Nick Nurse	England
1990	Jason Reese	Boston Celtics, Australia, France
	Steve Phye	Australia, Honduras, Argentina, CBA, France, Uruguay
	Maurice Newby	Germany
1991	Troy Muilenburg	CBA, Australia
	Brad Hill	Honduras, Sweden
1992	Troy Vaughn	Honduras
1994	Brian Jones	Australia
1995	Cam Johnson	England, Australia, CBA
1997	Jason Daisy	Belgium



Jason Daisy, the Missouri Valley Conference's 1997 Player of the Year, is UNI's most recent player competing professionally.

# PANTHER HISTORY

## HONORS AND AWARDS



### Conference MVP

1997 Jason Daisy, G  
1965 Craig Knepp, C  
1962 Pete Spoden, F-C

### All-Conference Newcomer Teams

1999 Sean Stackhouse, G  
1993 Randy Blocker, F  
1988 Steve Phyfe, F  
1987 Maurice Newby, G  
Jason Reese, C  
1986 Scott Plondke, C  
1984 Scott Stafford, F

### All-Time All-Conference (Since 1925)

1925 Vern Morrison, F  
1926 Vern Morrison, F  
Millard Horton, F  
1928 Stewart Cooper, F  
1929 Lloyd Haberichter, C  
Ted Fritzel, G  
1930 Lloyd Haberichter, C  
1933 Roger Willert, C  
1934 Morris Carr, F  
1935 Morris Carr, F  
1937 Darrell Black, G  
Vern Morrison, F  
1938 Robert Curtis, C  
Lyle Dodd, G  
Roman Yatchak, G  
1940 Lyle Dodd, G  
Fred Lofquist, F  
1948 Van Coumbs, F  
Norm Jespersen, F  
Walt Kochneff, C  
1949 Norm Jespersen, F  
1950 Norm Jespersen, F  
Walt Kochneff, C  
1951 Dick Garth, G  
Bill Peterson, F  
1952 Howard Pigg, F  
1953 Al Carew, C  
LaVern Greenfield, F  
Jack Rolinger, G  
1954 Dick Beetsch, F  
LeRoy Horn, G (HM)  
1955 Howie Pigg, F  
1956 Del Nicklaus, C  
1957 Del Nicklaus, C  
1958 Clark McCleary, G  
1959 Jim Jackson, F  
Ron LaFrentz, C (HM)  
1960 Jim Jackson, F  
Pete Spoden, F-C (HM)

Jerry Holbrook, G (HM)  
1961 Jerry Holbrook, G  
Pete Spoden, C  
1962 Pete Spoden, F-C (MVP)  
Bob Waller, G  
Jerry Holbrook, G  
1963 Dick Christy, F (HM)  
Duane Josephson, G (1st Team)  
1964 Duane Josephson, G  
Ron Jessen, F  
1965 Ron Jessen, F  
Craig Knepp, C (MVP)  
Jerry McColley, G  
1966 Craig Knepp, C  
1967 Ken Huelman, C  
Jerry Waugh, F  
1968 Ken Huelman, C  
Jerry Waugh, F  
1969 Larry Clausen, G  
Ken Huelman, C  
1970 John Martin, F  
1971 Bill McCoy, G  
1972 Bill McCoy, G  
1973 Bill McCoy, G  
1978 Ron Lemons, F  
Ron Lemons, F  
1980 Rod Underwood, G (2nd Team)



Joe Breakenridge was named to the Valley's Most Improved Team and second-team all-conference this past season.

1981 Did not compete for conference awards  
1982 Jay Block, F-G (2nd Team)  
Brent Carmichael, G (1st Team)  
Ray Storck, C (2nd Team)  
1983 Brent Carmichael, G (2nd Team)  
1984 Herbert King, C-F (2nd Team)  
Randy Kraayenbrink, G (1st Team)  
Scott Stafford, F (All-Newcomer)  
1985 Randy Kraayenbrink, G (1st Team)  
1986 Randy Kraayenbrink, G (2nd Team)  
Scott Plondke, C (All-Newcomer)  
1987 Greg McDermott, C-F (2nd Team)  
Maurice Newby, G (All-Newcomer)  
Jason Reese, C (All-Newcomer)  
1988 Steve Phyfe, F (All-Newcomer)  
1989 Steve Phyfe, F (2nd Team)  
Jason Reese, C (1st Team)  
Jason Reese, C (1st Team)  
1990 Troy Muilenburg, F (2nd Team)  
1991 Dale Turner, G (2nd Team)  
1992 Randy Blocker, F (1st Team, All-Newcomer)  
Cam Johnson, G (Honorable Mention Media)  
1994 Randy Blocker, F (1st Team Coaches, Media)  
Cam Johnson, G (1st Team Media, 2nd Team Coaches)  
1997 Jason Daisy, G (1st Team, MVP)  
1998 Tony Brus, G (HM)  
Darian DeVries, G (All-Underrated)  
1999 Joe Breakenridge, F (HM, Most Improved)  
Sean Stackhouse, G (2nd Team, All-Newcomer)



HONORS AND AWARDS,  
CONTINUEDMissouri Valley Conference  
All-Tournament Selections

1997	Jason Daisy, G
1994	Randy Blocker, F
	Cam Johnson, G (MVP)

## Academic All-Conference

1977	Mike Kemp, G
	Mark Enright, C
1978	Mike Kemp, G
	Mark Long, G
	Mike Clark, F
1979	NA
1980	NA
1981	NA
1982	Ray Storck, C
1983	Jay Block, F
	Ray Storck, C
1984	Jay Block, F
	Randy Kraayenbrink, G
1985	Randy Kraayenbrink, G
	Robbie Williams, G
1986	Robbie Williams, G
1989	Nick Pace, C
1990	Nick Pace, C
1991	NA
1992	Terry Merfeld, C
	Nick Pace, C
1997	Darian DeVries, G (2nd)
1998	Darian DeVries, G



Mark Long



Mike Clark



Ray Storck



Jay Block

## MVC

## Missouri Valley Conference Post-Season History

Northern Iowa has competed in seven Missouri Valley Conference post-season tournaments since joining the league. The Panthers advanced to the title game in 1994.

## MARCH 7, 1992

## MVC First Round

## St. Louis, MO

## Illinois State 70, UNI 58

UNI	FG-FGA	FT-FTA	Reb	PF	TP
Jon Ellis	0-2	0-0	5	4	0
Cedrick McCullough	5-12	1-2	7	2	11
Terry Merfeld	0-0	1-2	1	0	1
Dale Turner	6-15	0-0	2	3	13
Cam Johnson	6-10	0-0	1	4	12
Sean Rice	6-13	0-0	2	4	12
Brian Jones	1-1	0-0	0	0	3
Troy Vaughn	0-2	0-2	0	3	0
Louis Armstrong	0-6	0-0	2	0	0
Brian Carpenter	1-1	2-2	2	1	4
David Butler	0-0	0-0	2	0	0
Ed Madlock	1-2	0-0	0	2	2
John Holterhaus	0-0	0-0	0	0	0
Nick Pace	0-0	0-1	0	0	0
Team			5		

**Totals** 26-64 4-9 29 23 58

## ILSU

Steve Fitch	2-5	0-0	1	1	4
Scott Taylor	0-0	2-2	2	2	2
Scott Fowler	6-6	8-8	6	2	20
Richard Thomas	5-7	4-5	2	3	16
Todd Wehmhener	0-3	4-6	6	2	4
Mike VandeGarde	4-8	6-7	6	4	14
Chad Altadonna	2-2	0-0	2	2	4
Brian Kern	3-5	0-0	0	0	6
Charles Barnes	0-0	0-0	1	0	0
Todd Kagel	0-2	0-0	0	0	0
Elvin Florez	0-1	0-0	0	0	0
Team			6		
Totals	22-39	24-28	31	16	70

**Totals** 22-39 24-28 31 16 70

## MARCH 6, 1993

## MVC First Round

## St. Louis, MO

## Drake 63, UNI 59

UNI	FG-FGA	FT-FTA	Reb	PF	TP
Randy Blocker	9-23	0-0	8	1	18
Warren Vandeven	0-0	0-0	0	2	0
Greg Hammar	4-7	0-1	6	4	8
Brian Carpenter	2-5	6-7	4	3	10
Cam Johnson	5-8	7-10	3	2	20
Ed Madlock	0-1	0-0	1	1	0
Brian Jones	1-2	0-0	2	1	3
Terry Merfeld	0-2	0-0	2	1	0
Jason Daisy	0-2	0-0	1	0	0
Jon Ellis	0-0	0-0	1	2	0
Team			2		

**Totals** 21-50 13-18 30 17 59

## DU

Darrin Dafney	5-12	1-2	5	2	13
William Celestine	4-4	6-8	6	1	14
Khary Stanley	3-5	1-2	10	2	7
Clayton Allen	0-2	0-0	0	2	0
Curt Smith	6-16	4-4	4	3	16
Ray Slater	1-2	0-0	2	2	2
Jeff Allen	2-6	4-4	1	2	9
Alexsandar Surla	0-0	0-0	0	0	0
Marvin King	0-0	0-0	0	1	0
Brett Sherrill	1-3	0-0	2	1	2
Team			2		

**Totals** 22-50 16-20 32 16 63

## MARCH 5, 1994

## MVC First Round

## St. Louis, MO

## UNI 84, Illinois State 70

UNI	FG-FGA	FT-FTA	Reb	PF	TP
Brian Jones	2-5	2-2	4	2	9
Randy Blocker	11-22	8-10	9	2	30
Jason Sims	0-0	0-0	1	4	0
Brian Carpenter	4-7	2-2	4	2	12
Cam Johnson	10-24	0-0	0	1	23
Ed Madlock	1-2	3-4	4	3	5
Jon Ellis	0-0	1-2	2	3	1
John Holterhaus	1-2	2-2	2	3	4
Sean Rice	0-0	2-2	3	1	2
Seth Anderson	0-0	0-0	0	0	0
Terry Merfeld	0-0	0-0	0	0	0
Team			1		

**Totals** 29-62 20-24 30 21 84

## ILSU

LSU	FG-FGA	FT-FTA	Reb	PF	TP
Scott Taylor	4-5	0-3	3	2	8
Mike VandeGarde	5-7	7-11	5	2	17
Thomas Hunter	3-7	4-6	7	2	10
David Cason	6-11	1-1	6	4	13
Todd Wemhoener	1-3	2-2	3	5	4
Chad Altadonna	4-4	0-0	2	0	10
Charles Barnes	2-5	0-0	1	1	6
Jon Litwiller	1-1	0-0	1	2	2
Brian Kern	0-2	0-0	1	0	0
Greg Hill	0-0	0-0	0	0	0
Antonio Cooper	0-3	0-0	1	3	0
Ryan Weichman	0-0	0-0	0	0	0
Jay Phifer	0-0	0-0	0	0	0
Andy Porter	0-0	0-0	0	0	0
Team			2		
Totals	26-48	14-23	32	21	70

**Totals** 26-48 14-23 32 21 70

## MARCH 6, 1994

## MVC Semifinals

## St. Louis, MO

## UNI 79, Tulsa 73

UNI	FG-FGA	FT-FTA	Reb	PF	TP
Brian Jones	1-6	7-8	7	4	9
Randy Blocker	9-19	3-3	6	4	24
Jason Sims	0-1	2-2	4	2	2
Brian Carpenter	2-4	4-4	2	1	8
Cam Johnson	11-20	6-8	4	4	31
Ed Madlock	1-1	1-4	1	2	3
John Holterhaus	0-1	0-2	4	3	0
Terry Merfeld	1-1	0-0	2	0	2
Team			4		

**Totals** 25-53 23-31 36 21 79

## TU

Shea Seals	5-11	0-0	9	2	12
Gary Collier	13-21	5-7	6	3	35
J.R. Rollo	3-8	1-3	4	3	7
Alvin Williamson	1-4	2-2	4	2	5
Lou Dawkins	3-8	1-1	4	4	7
Kevin Grawer	1-2	0-0	1	1	2
Kwanza Johnson	2-6	1-3	3	4	5
Craig Hernadi	0-0	0-0	0	1	0
Rafael Maldonado	0-0	0-1	4	3	0
DeWayne Bonner	0-1	0-0	0	0	0
Jay Malham	0-0	0-0	0	1	0
Team			0		
Totals	28-61	10-17	35	24	73

**Totals** 28-61 10-17 35 24 73

## MARCH 7, 1994

## MVC Championship

## St. Louis, MO

## Southern Illinois 77, UNI 74

UNI	FG-FGA	FT-FTA	Reb	PF	TP
Brian Jones	4-8	0-0	8	3	9
Randy Blocker	7-21	3-3	6	3	18
Jason Sims	4-6	2-2	3	5	10

# PANTHER HISTORY

## POST-SEASON PLAY, CONTINUED



83

Brian Carpenter	3-5	3-5	5	3	9
Cam Johnson	8-19	7-9	2	4	25
Ed Madlock	0-0	0-0	0	0	0
John Holterhaus	1-1	1-2	6	0	3
Jon Ellis	0-0	0-0	1	1	0
Terry Merfeld	0-0	0-0	0	0	0
Team			2		

<b>Totals</b>	<b>27-60</b>	<b>16-21</b>	<b>33</b>	<b>19</b>	<b>74</b>
<b>SIU</b>	<b>FG-FGA</b>	<b>FT-FTA</b>	<b>Reb</b>	<b>PF</b>	<b>TP</b>
Marcus Timmons	5-7	4-6	11	2	14
Chris Carr	7-12	5-5	8	4	20
Mirko Pavlovic	6-10	1-4	2	3	15
Chris Lowery	4-12	3-4	5	2	12
Paul Lusk	5-13	3-5	2	3	14
Scott Burzynski	1-2	0-0	0	1	2
Ian Stewart	0-0	0-0	1	1	0
Marcus Patterson	0-1	0-0	0	0	0
Patrick Greathouse	0-0	0-0	0	1	0
Team			5		
<b>Totals</b>	<b>28-57</b>	<b>16-24</b>	<b>34</b>	<b>17</b>	<b>77</b>

### MARCH 2, 1996

#### MVC First Round

St. Louis, MO

Illinois State 64, UNI 58

<b>UNI</b>	<b>FG-FGA</b>	<b>FT-FTA</b>	<b>Reb</b>	<b>PF</b>	<b>TP</b>
Jason Daisy	5-11	2-3	8	2	14
Brian Heying	2-4	3-4	4	4	7
Jason Sims	2-7	2-3	6	3	6
Darian DeVries	6-10	0-0	2	5	17
Brian Carpenter	1-7	0-0	3	3	3
Munib Dzuho	0-0	0-0	0	0	0
Seth Anderson	0-0	0-0	0	1	0
Tony Brus	2-8	2-2	4	2	7
Sean Hawkins	2-3	0-0	2	3	4
Warren Vandeven	0-1	0-0	1	2	0
<b>Totals</b>	<b>20-51</b>	<b>9-12</b>	<b>32</b>	<b>25</b>	<b>58</b>
<b>ISU</b>	<b>FG-FGA</b>	<b>FT-FTA</b>	<b>Reb</b>	<b>PF</b>	<b>TP</b>
Kenny Wright	4-5	1-5	1	4	9
Dan Muller	1-7	4-7	6	2	7
LeRoy Watkins	0-1	1-2	4	3	1
Maurice Trotter	5-8	4-6	4	3	18
Jamar Smiley	5-13	3-4	7	1	13
Kenneth Pierson	0-2	0-0	0	1	0
Kyle Cartmill	0-1	2-2	3	0	2
Antonio Cooper	0-3	0-0	1	0	0
Rob Gibbons	1-3	0-0	0	0	2
Rico Hill	5-8	2-2	7	3	12
<b>Totals</b>	<b>21-50</b>	<b>17-28</b>	<b>38</b>	<b>17</b>	<b>64</b>

### MARCH 1, 1997

#### MVC First Round

St. Louis, MO

UNI 73, Evansville 65

<b>UE</b>	<b>FG-FGA</b>	<b>FT-FTA</b>	<b>Reb</b>	<b>PF</b>	<b>TP</b>
Chris Quinn	0-2	0-0	6	2	0
Chris Hollender	10-18	4-4	5	1	26
Jeff Layden	3-6	0-0	2	1	6
Marcus Wilson	3-13	2-3	5	2	10
Stuart Sullivan	2-6	2-2	1	4	7
Emi Morales	1-3	0-0	2	2	2
Kareem Richardson	1-4	0-0	0	2	3
Curt Begle	3-5	3-4	3	1	11
<b>Totals</b>	<b>23-57</b>	<b>11-13</b>	<b>28</b>	<b>15</b>	<b>65</b>
<b>UNI</b>	<b>FG-FGA</b>	<b>FT-FTA</b>	<b>Reb</b>	<b>PF</b>	<b>TP</b>
Brian Heying	2-9	0-0	8	1	5
Cory Jenkins	2-4	0-0	7	1	4
Sean Hawkins	2-4	0-0	1	3	4
Terry Cress	1-1	0-0	1	0	3
Jason Daisy	7-10	9-10	2	0	24
Darian DeVries	4-5	3-4	3	1	14
Tony Brus	3-10	1-2	6	1	9
Burt Lappe	0-2	2-2	1	2	2
Chris Burdine	4-9	0-0	7	1	8
Warren Vandeven	0-0	0-0	0	3	0
<b>Totals</b>	<b>25-54</b>	<b>15-18</b>	<b>38</b>	<b>13</b>	<b>73</b>

### MARCH 2, 1997

#### MVC Semifinals

St. Louis, MO

Illinois State 69, UNI 65

<b>UNI</b>	<b>FG-FGA</b>	<b>FT-FTA</b>	<b>Reb</b>	<b>PF</b>	<b>TP</b>
Brian Heying	3-6	0-0	4	2	6
Cory Jenkins	0-1	0-0	2	1	0
Sean Hawkins	3-4	1-1	3	3	7
Darian DeVries	4-14	4-4	4	3	14
Jason Daisy	6-18	8-12	11	2	20
Terry Cress	2-4	2-3	2	3	7
Tony Brus	1-5	2-4	5	4	4
Burt Lappe	0-1	0-0	2	2	0
Chris Burdine	3-7	1-2	7	1	7
Warren Vandeven	0-0	0-0	0	0	0
<b>Totals</b>	<b>22-60</b>	<b>18-26</b>	<b>47</b>	<b>21</b>	<b>65</b>
<b>ISU</b>	<b>FG-FGA</b>	<b>FT-FTA</b>	<b>Reb</b>	<b>PF</b>	<b>TP</b>
Rico Hill	12-21	5-8	7	4	29
Dan Muller	2-7	4-4	3	4	10
LeRoy Watkins	2-4	0-0	6	3	4
Skipp Schaeffbauer	1-8	1-2	4	3	4
Jamar Smiley	3-9	3-6	3	2	10
Steve Hansell	1-3	2-2	2	3	5
Kenneth Pierson	0-1	0-0	1	1	0
Kyle Cartmill	1-3	0-0	2	3	2
Rob Gibbons	2-3	1-3	1	3	5
<b>Totals</b>	<b>24-59</b>	<b>16-25</b>	<b>35</b>	<b>26</b>	<b>69</b>

### FEBRUARY 27, 1998

#### MVC First Round

St. Louis, MO

Southern Illinois 91, UNI 72

<b>UNI</b>	<b>FG-FGA</b>	<b>FT-FTA</b>	<b>Reb</b>	<b>PF</b>	<b>TP</b>
Brian Heying	3-9	0-0	5	1	7
Cory Jenkins	5-11	0-0	6	3	12
Sean Hawkins	3-5	0-0	2	0	6
Darian DeVries	4-10	0-0	2	1	12
Tony Brus	3-12	7-10	2	4	13
Terry Cress	0-2	0-0	1	0	0
Burt Lappe	2-4	0-0	1	5	5
TyJuan Finley	2-7	0-0	3	1	4
Chris Burdine	4-6	0-0	7	3	9
Tyler Peterson	2-2	0-0	1	2	4
Team			4		
<b>Totals</b>	<b>28-68</b>	<b>7-10</b>	<b>34</b>	<b>20</b>	<b>72</b>
<b>SIU</b>	<b>FG-FGA</b>	<b>FT-FTA</b>	<b>Reb</b>	<b>PF</b>	<b>TP</b>
Rashad Tucker	9-11	5-5	10	4	24
Chris Thunell	4-11	2-4	10	1	11
Derrick Tilmon	4-6	1-3	9	1	9
Shane Hawkins	7-11	0-0	2	1	20
Monte Jenkins	5-10	2-2	2	4	15
Randle Kuehner	0-1	0-0	0	0	0
Joshua Cross	0-4	0-2	1	2	0
Lance Brown	1-1	0-1	1	0	3
James Watts	1-1	0-0	0	1	2
Ryan Hammer	0-1	0-0	0	0	0
Andy Scott	0-0	0-0	0	0	0
James Jackson	2-3	0-0	2	0	4
Chris Wright	1-1	0-0	0	0	3
Nikos Topouzis	0-0	0-0	0	0	0
Abel Schrader	0-2	0-0	0	0	0
Team			3		
<b>Totals</b>	<b>34-63</b>	<b>10-17</b>	<b>40</b>	<b>14</b>	<b>91</b>

### FEBRUARY 26, 1999

#### MVC Play-In

St. Louis, MO

Wichita State 74, UNI 72 OT

<b>WSU</b>	<b>FG-FGA</b>	<b>FT-FTA</b>	<b>Reb</b>	<b>PF</b>	<b>TP</b>
Darrin Williams	5-7	6-10	10	3	17
Jason Perez	5-8	8-10	3	4	18
Troy Mack	5-9	1-2	9	3	11
Carl Lemons	2-6	0-0	1	5	4
Maurice Evans	5-16	2-2	4	2	14
Jay Lewis	0-1	0-0	0	5	0
Terrell Benton	1-5	1-2	5	1	3
Craig Steven	1-1	0-0	2	3	3
Luke Utting	0-0	0-0	0	0	0
James Bunch	2-3	0-0	2	1	4
Team			1		
<b>Totals</b>	<b>26-56</b>	<b>18-26</b>	<b>37</b>	<b>27</b>	<b>74</b>
<b>UNI</b>	<b>FG-FGA</b>	<b>FT-FTA</b>	<b>Reb</b>	<b>PF</b>	<b>TP</b>
Tony Brus	7-10	7-13	4	3	23
Joe Breakenridge	1-5	5-6	12	2	7
Cory Jenkins	5-9	1-2	4	5	11
Andy Woodley	1-3	1-2	2	3	3
Robbie Sieverding	5-20	5-6	7	2	15
Sean Stackhouse	2-7	2-2	1	5	8
Aaron Middendorf	1-4	2-3	2	2	5
Tyler Peterson	0-0	0-0	1	0	0
Team			3		
<b>Totals</b>	<b>22-58</b>	<b>23-34</b>	<b>36</b>	<b>22</b>	<b>72</b>

## NCAA

### NCAA Post-Season History

Northern Iowa's last appearance in NCAA play came in 1990 when the Panthers went to the Division I tournament for the first time. Prior to that appearance, their last NCAA tourney participation was in 1979 in the Division II playoffs.

### MARCH 9, 1962

#### NCAA Regional Tournament

Lincoln, NE

SCI 81, Hamline 68

<b>SCI</b>	<b>FG-FGA</b>	<b>FT-FTA</b>	<b>Reb</b>	<b>PF</b>	<b>TP</b>
Bob Waller	6-13	2-2	4	4	14
Ed Ware	0-1	0-0	0	2	0
Dick Savage	3-6	0-0	2	3	6
Duane Josephson	0-0	0-0	0	0	0
Jerry Holbrook	7-14	2-2	4	4	16
Ray Cull	0-1	0-2	1	0	0
Bob McCool	1-4	0-0	1	5	2
Dick Christy	3-4	0-1	4	4	6
Pete Spoden	12-22	3-6	16	2	27
Paul Balcom	2-4	6-9	15	3	10
Team			2		
<b>Totals</b>	<b>34-69</b>	<b>13-22</b>	<b>49</b>	<b>27</b>	<b>81</b>
<b>Hamline Totals</b>	<b>20-60</b>	<b>28-37</b>	<b>34</b>	<b>19</b>	<b>68</b>

### MARCH 10, 1962

#### NCAA Regional Tournament

Lincoln, NE

Nebraska Wesleyan 78, SCI 77

<b>SCI</b>	<b>FG-FGA</b>	<b>FT-FTA</b>	<b>Reb</b>	<b>PF</b>	<b>TP</b>
Bob Waller	5-10	2-2	5	1	12
Dick Savage	2-5	0-0	2	4	4
Jerry Holbrook	9-17	4-7	6	2	22
Bob McCool	1-4	0-0	2	3	2
Dick Christy	3-4	3-3	4	4	9
Pete Spoden	10-20	2-4	14	4	22
Paul Balcom	3-6	0-4	10	4	6
Ed Ware	0-1	0-0	0	0	0
Team			5		
<b>Totals</b>	<b>33-67</b>	<b>11-20</b>	<b>48</b>	<b>22</b>	<b>77</b>
<b>Nebraska Wesleyan Totals</b>	<b>27-67</b>	<b>24-31</b>	<b>42</b>	<b>16</b>	<b>78</b>



**MARCH 6, 1964**

NCAA Midwest Regional Tournament  
Cedar Falls, IA

SCI 71, Washington University 56

WU	FG-FGA	FT-FTA	Reb	PF	TP
Ray Cerskus	3-8	2-2	2	4	8
Ed Dancy	7-17	4-4	7	2	18
Ron Jones	1-8	0-1	13	4	2
Ron Jackson	7-14	2-2	6	2	16
Boyd Shelton	2-7	4-4	3	4	8
Bill Roe	1-4	0-0	0	2	2
Steve Levitt	0-0	0-0	0	0	0
George Kramer	1-2	0-0	2	0	2
Chuck Cobaugh	0-0	0-0	1	0	0
Team	5				
<b>Totals</b>	<b>22-62</b>	<b>12-13</b>	<b>39</b>	<b>18</b>	<b>56</b>
SCI	FG-FGA	FT-FTA	Reb	PF	TP
Chuck Nolting	5-12	0-1	10	1	10
Ron Jessen	4-7	4-4	6	5	12
Craig Knepp	6-16	6-6	10	3	18
Duane Josephson	7-21	2-2	4	1	16
Jerry McColley	3-7	5-5	4	2	11
Dennis Przchodzin	0-1	2-4	3	1	2
Herb Justmann	1-1	0-0	0	0	2
Gene Fuelling	0-0	0-0	0	0	0
<b>Totals</b>	<b>26-65</b>	<b>19-22</b>	<b>44</b>	<b>13</b>	<b>71</b>

**MARCH 7, 1964**

NCAA Midwest Regional Tournament  
Cedar Falls, IA

SCI 71, Mankato State 64

SCI	FG-FGA	FT-FTA	Reb	PF	TP
Chuck Nolting	4-10	2-4	6	3	10
Ron Jessen	5-9	3-4	4	2	13
Craig Knepp	4-6	11-13	14	1	19
Duane Josephson	7-20	4-4	6	3	18
Jerry McColley	4-10	3-5	3	2	11
Team			6		
<b>Totals</b>	<b>24-55</b>	<b>23-30</b>	<b>39</b>	<b>11</b>	<b>71</b>
MS	FG-FGA	FT-FTA	Reb	PF	TP
Jim Tetzloff	7-15	4-6	15	2	18
John Seifert	1-7	1-3	3	5	3
Les Sonabend	5-15	1-2	8	4	11
Joel Hagen	9-14	2-2	1	3	20
Jon Hagen	4-15	0-0	2	4	8
Dave Agard	0-3	1-1	0	0	1
George McKay	1-2	1-1	4	2	3
Team			5		
<b>Totals</b>	<b>27-61</b>	<b>10-15</b>	<b>38</b>	<b>20</b>	<b>64</b>

**MARCH 11, 1964**

NCAA College Division National Tournament  
Evansville, IN

SCI 93, Southeast Missouri 85

SCI	FG-FGA	FT-FTA	Reb	PF	TP
Jerry McColley	5-8	0-1	1	5	10
Ronald Jessen	4-8	11-14	6	3	19
Charles Nolting	1-8	6-8	12	4	8
Duane Josephson	13-23	2-2	7	2	28
Craig Knepp	12-18	2-2	10	2	26
Dennis Przchodzin	0-1	0-0	1	0	0
Herb Justmann	0-1	2-3	0	0	2
Team			6		
<b>Totals</b>	<b>35-67</b>	<b>23-30</b>	<b>37</b>	<b>16</b>	<b>93</b>
SEMO	FG-FGA	FT-FTA	Reb	PF	TP
Bill Jordan	6-15	0-1	5	2	12
Mike Gross	8-23	7-8	11	4	23
Paul Ranson	2-8	1-3	8	5	5
Bob Miller	5-9	0-1	8	0	10
Don Ringstaff	5-16	3-3	5	3	13
Naemon Townsend	9-21	0-0	4	3	18



1990's UNI NCAA Tournament Team (1st Row, l-r): Jason Reese, Scott Socha. (2nd row, l-r): Brad Hill, Nick Pace, Brian Jones. (3rd Row, l-r): Cam Johnson, Troy Muilenburg. (4th Row, l-r): Cedrick McCullough, Terry Merfeld, Jonathan Cox, Kent Pollpeter, Steve Deering. (5th Row, l-r): Maurice Newby, Steve Phyfe, Dale Turner.

Asa Kinnaman	0-0	0-0	0	0	0
Larry Rhodes	0-0	0-0	0	0	0
Dwight Turner	0-1	0-0	1	1	0
Thad Thrower	2-2	0-3	9	5	4
Team			11		
<b>Totals</b>	<b>37-95</b>	<b>11-19</b>	<b>51</b>	<b>23</b>	<b>85</b>

**MARCH 12, 1964**

NCAA College Division National Tournament  
Evansville, IN

Evansville 82, SCI 67

EU	FG-FGA	FT-FTA	Reb	PF	TP
Jerry Sloan	8-17	5-5	19	3	21
Buster Briley	7-18	1-1	3	1	15
Ed Zausch	5-14	1-1	21	4	11
Jim Smith	0-4	2-2	3	2	2
Larry Humes	6-9	3-4	0	1	15
Sam Watkins	1-10	0-0	0	7	12
Wayne Boultinghouse	3-6	0-1	1	2	6
Paul Bullard	2-7	2-2	9	4	6
Russ Grieger	0-6	0-0	1	0	0
Larry Denton	1-1	0-1	3	0	2
Dave Green	1-3	0-0	1	5	2
Allen McCutchan	0-1	0-0	2	0	0
Team			9		
<b>Totals</b>	<b>34-96</b>	<b>14-17</b>	<b>70</b>	<b>23</b>	<b>82</b>
SCI	FG-FGA	FT-FTA	Reb	PF	TP
Jerry McColley	1-2	5-6	2	3	7
Ronald Jessen	5-15	5-8	5	1	15
Charles Nolting	1-4	4-4	3	2	6
Duane Josephson	6-17	1-2	3	3	13
Craig Knepp	7-16	5-6	4	2	19
Gene Fuelling	0-0	0-0	0	0	0
Dan McCleary	0-2	0-1	2	0	0
Barry Remington	0-1	1-2	1	1	1
Dennis Przchodzin	1-2	0-0	0	0	2
Herb Justmann	1-3	0-0	1	0	2
Larry Goodrich	1-3	0-0	2	1	2
Team			12		

<b>Totals</b>	<b>23-65</b>	<b>21-29</b>	<b>23</b>	<b>13</b>	<b>67</b>
---------------	--------------	--------------	-----------	-----------	-----------

**MARCH 13, 1964**

NCAA College Division National Tournament  
Evansville, IN

North Carolina A&T 91, SCI 72

NC	FG-FGA	FT-FTA	Reb	PF	TP
Maurice McHartley	14-27	2-3	10	2	30
Wiley Briggs	3-10	2-2	6	0	8
James Webber	3-9	3-4	8	2	9
James Jackson	5-12	0-0	6	1	10
Warren Davis	11-15	0-0	14	3	22
Irving Mulcare	0-1	0-0	0	0	0
Robert Saunders	4-8	2-2	0	2	10
Ronald Wills	1-1	0-0	1	0	2
Team			12		
<b>Totals</b>	<b>41-85</b>	<b>9-11</b>	<b>45</b>	<b>10</b>	<b>91</b>
SCI	FG-FGA	FT-FTA	Reb	PF	TP
Jerry McColley	3-8	0-2	4	2	6
Ronald Jessen	11-20	0-0	6	0	22
Charles Nolting	6-14	2-3	4	2	14
Duane Josephson	5-17	2-2	4	1	12
Craig Knepp	5-11	4-4	5	2	14
Gene Fuelling	0-1	0-0	0	1	0
Dan McCleary	0-1	0-0	0	0	0
Barry Remington	0-0	0-0	0	0	0
Dennis Przchodzin	1-5	0-0	1	1	2
Herb Justmann	1-2	0-0	0	1	2
Team			15		
<b>Totals</b>	<b>32-79</b>	<b>8-11</b>	<b>24</b>	<b>10</b>	<b>72</b>

**March 2, 1979**

NCAA Division II North Central Regionals  
Omaha, NE

UNI 84, Nebraska-Omaha 72

UNI	FG-FGA	FT-FTA	Reb	PF	TP
Ron Lemons	10-15	1-2	9	3	21
Steve Peters	5-9	2-2	3	2	12
Bill Jones	2-8	0-0	2	3	4
Mike Kemp	6-12	0-0	3	2	12

# PANTHER HISTORY

## POST-SEASON PLAY, CONTINUED



Mark Long	3-4	2-4	4	1	8
Jay Imhoff	0-0	1-2	0	0	1
Rod Underwood	0-3	2-2	2	1	2
Mike Clark	0-1	3-4	4	0	3
Tony Hauptert	8-14	5-7	4	4	21
Team			7		
<b>Totals</b>	<b>34-66</b>	<b>16-23</b>	<b>39</b>	<b>16</b>	<b>84</b>
<b>UNO</b>	<b>FG-FGA</b>	<b>FT-FTA</b>	<b>Reb</b>	<b>PF</b>	<b>TP</b>
Glenn Moberg	3-5	1-2	6	5	7
Rick Wilks	4-10	1-2	1	2	9
Steve Criss	4-7	0-0	4	1	8
Derrick Jackson	7-20	2-2	1	1	16
Vernon Manning	0-5	0-0	3	2	0
Todd Trofholz	1-2	0-0	1	1	2
Robbie Robinson	1-1	1-2	3	2	3
Jim Gregory	6-12	3-3	8	1	15
Todd Freeman	2-4	0-0	1	1	4
John Eriksen	4-7	0-1	7	2	8
Team			4		
<b>Totals</b>	<b>32-73</b>	<b>8-12</b>	<b>39</b>	<b>18</b>	<b>72</b>

### MARCH 3, 1979

NCAA Division II North Central Regionals

Omaha, NE

Wisconsin-Green Bay 56, UNI 50

<b>UWGB</b>	<b>FG-FGA</b>	<b>FT-FTA</b>	<b>Reb</b>	<b>PF</b>	<b>TP</b>
Joe Mauel	4-8	3-3	7	2	11
Charlie Lorenzi	0-0	0-0	4	4	0
Ron Ripley	5-9	4-4	3	4	14
Rory Lindgren	8-15	7-8	2	2	23
Paul Anderson	1-4	1-2	1	0	3
Dave Hanson	1-6	0-1	1	1	2
Mike Hanrahan	0-2	0-0	0	0	0
Casey Zakowski	0-2	0-0	1	0	0
Kirk Etten	0-0	0-0	0	0	0
Sam Stuessy	0-0	0-0	0	0	0
Bob Hunn	0-1	0-0	1	0	0
Jim Zill	1-2	1-1	3	3	3
Team			5		
<b>Totals</b>	<b>20-49</b>	<b>16-19</b>	<b>28</b>	<b>16</b>	<b>56</b>
<b>UNI</b>	<b>FG-FGA</b>	<b>FT-FTA</b>	<b>Reb</b>	<b>PF</b>	<b>TP</b>
Ron Lemons	8-10	2-2	10	1	18
Steve Peters	1-6	2-2	1	2	4
Bill Jones	0-0	0-0	1	1	0
Mike Kemp	6-11	0-0	2	3	12
Mark Long	2-3	0-0	1	5	4
Jay Imhoff	0-0	0-0	0	1	0
Rod Underwood	0-3	0-0	0	0	0
Mike Clark	1-1	0-0	1	5	2
Tony Hauptert	3-5	4-6	3	4	10
Team			5		
<b>Totals</b>	<b>21-39</b>	<b>8-10</b>	<b>24</b>	<b>22</b>	<b>50</b>

### MARCH 16, 1990

NCAA Division I Regional Tournament

Richmond, VA

UNI 74, Missouri 71

<b>UNI</b>	<b>FG-FGA</b>	<b>FT-FTA</b>	<b>Reb</b>	<b>PF</b>	<b>TP</b>
Cedrick McCullough	3-8	0-0	4	3	6
Steve Phylfe	1-2	0-0	4	3	2
Jason Reese	6-12	6-8	15	5	18
Dale Turner	3-6	3-5	3	0	10
Troy Muilenburg	5-9	4-6	1	1	16
Maurice Newby	3-5	0-0	0	0	9
Jonathan Cox	1-1	0-1	1	3	2
Cam Johnson	0-1	0-0	0	1	0
Brad Hill	3-6	2-4	5	2	11
Nick Pace	0-0	0-0	0	0	0
<b>Totals</b>	<b>25-50</b>	<b>15-24</b>	<b>33</b>	<b>18</b>	<b>74</b>
<b>UM</b>	<b>FG-FGA</b>	<b>FT-FTA</b>	<b>Reb</b>	<b>PF</b>	<b>TP</b>
John McIntyre	3-7	0-0	2	4	9
Doug Smith	9-17	2-4	12	5	20
Nathan Buntin	6-14	9-9	7	2	21

Lee Coward	5-11	0-0	4	4	10
Anthony Peeler	1-7	1-2	3	1	3
Travis Ford	1-3	0-0	0	1	3
Jim Horton	0-0	0-0	0	1	0
Jamal Coleman	0-0	0-0	0	1	0
Jeff Warren	1-3	3-5	3	3	5
<b>Totals</b>	<b>26-61</b>	<b>15-20</b>	<b>35</b>	<b>22</b>	<b>71</b>

Kevin Lynch	5-13	1-1	3	0	12
Melvin Newbern	3-10	0-2	5	3	8
Nate Tubbs	0-0	0-1	1	0	0
Connell Lewis	0-1	0-0	0	1	0
Rob Metcalf	0-0	0-0	1	1	0
Walter Bond	4-6	4-4	5	1	12
Bob Martin	0-1	0-0	4	1	0
<b>Totals</b>	<b>30-59</b>	<b>17-26</b>	<b>37</b>	<b>18</b>	<b>81</b>

### MARCH 18, 1990

NCAA Division I Regional Tournament

Richmond, VA

Minnesota 81, UNI 78

<b>UNI</b>	<b>FG-FGA</b>	<b>FT-FTA</b>	<b>Reb</b>	<b>PF</b>	<b>TP</b>
Cedrick McCullough	1-2	0-0	3	3	2
Steve Phylfe	3-4	1-2	5	3	5
Jason Reese	12-15	5-7	10	4	29
Dale Turner	3-8	0-0	4	2	9
Troy Muilenburg	7-17	2-2	2	4	20
Maurice Newby	3-11	0-0	3	1	8
Jonathan Cox	0-0	0-0	0	2	0
Brad Hill	1-3	3-4	3	5	5
Nick Pace	0-1	0-0	1	0	0
<b>Totals</b>	<b>29-61</b>	<b>11-15</b>	<b>32</b>	<b>24</b>	<b>78</b>
<b>UM</b>	<b>FG-FGA</b>	<b>FT-FTA</b>	<b>Reb</b>	<b>PF</b>	<b>TP</b>
Richard Coffey	2-3	0-0	2	4	4
Willie Burton	13-17	9-12	12	3	36
Jim Shikenjanski	3-8	3-6	1	4	9

## UNI POST-SEASON RECORDS

### INDIVIDUAL

**Points**—31, Cam Johnson vs. Tulsa, March 6, 1994 (MVC)

**Field Goals**—13, Duane Josephson vs. Southeast Missouri, March 11, 1964 (NCAA)

**Field Goal Percentage (min. 5 att.)**—.800, Ron Lemons vs. Wisconsin-Green Bay, March 3, 1979 (8-10) (NCAA); Jason Reese vs. Minnesota, March 18, 1990 (NCAA)

**Free Throws**—11, Craig Knepe vs. Mankato State, March 7, 1964 (NCAA); Ronald Jessen vs. Evansville, March 11, 1964 (NCAA)

**Free Throw Attempts**—14, Ronald Jessen vs. Evansville, March 11, 1964 (NCAA)

**Free Throws, No Misses**—6-6, Craig Knepe vs. Washington University, March 6, 1964 (NCAA)

**Rebounds**—16, Pete Spoden vs. Hamline, March 9, 1962 (NCAA)

### TEAM

**Points**—93 vs. Southeast Missouri, March 11, 1964 (NCAA)

**Opponent**—91, North Carolina A&T, March 13, 1964 (NCAA); Southern Illinois, February 27, 1998 (MVC)

**Field Goals**—35 vs. Southeast Missouri, March 11, 1964 (NCAA)

**Opponent**—41, North Carolina A&T, March 13, 1964 (NCAA)

**Field Goal Attempts**—79 vs. North Carolina A&T, March 13, 1964 (NCAA)

**Opponent**—96, Evansville, March 12, 1964 (NCAA)

**Field Goal Percentage**—.538 (21-39) vs. Wisconsin-Green Bay, March 3, 1979 (NCAA)

**Opponent**—.564 (22-39), Illinois State, March 7, 1992 (MVC)

**Free Throws**—23 vs. Tulsa, March 6, 1994 (MVC); vs. Mankato State, March 7, 1964 (NCAA); vs. Southeast Missouri, March 11, 1964 (NCAA); vs. Wichita State, February 26, 1999 (MVC)

**Opponent**—28, Hamline, March 9, 1962 (NCAA)

**Free Throw Attempts**—34 vs. Wichita State, February 26, 1999 (MVC)

**Opponent**—37, Hamline, March 9, 1962 (NCAA)

**Free Throw Percentage**—.863 (19-22) vs. Washington University, March 6, 1964 (NCAA)

**Opponent**—.922 (12-13), Washington University, March 6, 1964 (NCAA)

**Rebounds**—49 vs. Hamline, March 9, 1962 (NCAA)

**Opponent**—70, Evansville, March 12, 1964 (NCAA)



# PANTHER HISTORY

## ANNUAL TEAM TOTALS

Year	Coach	W-L	Fin.	FG-FGA	Pct.	3FG-3FGA	Pct.	FT-FTA	Pct.	Reb.-Avg.	PF-D	A	TO	BS	ST	Pts.-Avg.
98-99	Sam Weaver	9-18	T8th	645-1410	.458	167-430	.388	446-607	.735	836-31.0	478-12	319	414	43	213	1903-70.5
97-98	Eldon Miller	10-17	9th	667-1673	.399	194-568	.342	341-516	.661	1040-38.5	557-15	371	390	105	201	1869-69.2
96-97	Eldon Miller	16-12	T4th	692-1574	.440	143-414	.345	469-639	.734	973-34.8	544-10	364	413	90	228	1996-71.3
95-96	Eldon Miller	14-13	T7th	701-1579	.444	204-541	.377	477-677	.705	967-35.8	542-7	344	415	92	226	2083-77.2
94-95	Eldon Miller	8-20	T9th	658-1504	.438	138-433	.319	448-688	.651	946-33.8	618-22	301	489	107	205	1902-67.9
93-94	Eldon Miller	16-13	5th	793-1676	.473	140-398	.352	448-650	.689	1046-36.1	580-10	356	448	115	226	2174-75.0
92-93	Eldon Miller	12-15	6th	617-1376	.448	62-182	.341	359-533	.674	873-32.3	488-4	260	431	69	199	1655-61.3
91-92	Eldon Miller	10-18	7th	669-1526	.438	117-329	.356	360-517	.696	908-32.4	589-18	326	453	73	201	1815-64.8
90-91	Eldon Miller	13-19	T4th	806-1832	.440	167-476	.351	391-525	.745	1054-32.9	550-14	414	442	66	232	2170-67.8
89-90	Eldon Miller	23-9	T3rd	924-1849	.500	165-411	.402	480-674	.712	1144-35.8	559-10	497	449	91	186	2493-77.9
88-89	Eldon Miller	19-9	2nd	899-1796	.501	149-381	.391	435-608	.716	1049-37.5	563-13	505	426	60	196	2382-85.1
87-88	Eldon Miller	10-18	T6th	800-1653	.484	136-344	.395	436-595	.733	913-32.6	622-24	445	427	50	187	2172-77.6
86-87	Eldon Miller	13-15	5th	765-1618	.473	108-256	.422	390-507	.769	936-33.4	581-16	382	434	67	205	2028-72.4
85-86	Jim Berry	8-19	T7th	780-1549	.504	-	-	347-468	.741	870-32.2	563-23	465	418	49	176	1907-70.6
84-85	Jim Berry	12-16	6th	716-1559	.459	-	-	389-545	.714	875-31.3	552-13	367	341	57	171	1821-65.0
83-84	Jim Berry	18-10	2nd	754-1525	.494	-	-	424-615	.689	778-27.8	579-25	422	462	100	228	1932-69.0
82-83	Jim Berry	13-18	5th	828-1817	.456	-	-	345-564	.612	940-30.3	635-23	359	447	96	243	2010-64.8
81-82	Jim Berry	12-15	T1st	662-1506	.440	-	-	325-501	.649	772-28.6	481-14	264	413	66	195	1649-61.1
80-81	Jim Berry	8-19	None	653-1423	.459	-	-	305-445	.685	720-26.7	514-25	394	466	50	155	1611-59.7
79-80	Jim Berry	12-13	T3rd	690-1408	.491	-	-	276-417	.662	769-31.0	418-10	418	414	66	166	1656-66.4
78-79	Jim Berry	18-11	T2nd	921-1804	.510	-	-	371-529	.701	1063-36.6	551-20	444	419	76	163	2213-76.3
77-78	Jim Berry	15-12	-	792-1632	.485	-	-	301-467	.644	889-33.0	552-16	514	-	-	-	1877-69.9
76-77	Jim Berry	9-18	T7th	829-1846	.449	-	-	269-384	.700	860-31.9	442-18	402	-	-	-	1927-71.4
75-76	Jim Berry	9-17	T5th	801-1859	.430	-	-	357-499	.715	1119-43.0	524-20	396	-	-	-	1959-75.3
74-75	Jim Berry	6-20	7th	750-1729	.434	-	-	324-464	.698	1040-40.0	485-27	318	-	-	-	1824-70.2
73-74	Jim Berry	4-22	8th	719-1694	.424	-	-	249-360	.692	993-38.2	559-15	421	-	-	-	1687-64.9
72-73	Zeke Hogeland	11-13	6th	707-1536	.460	-	-	374-529	.707	993-41.3	485-16	279	-	-	-	1788-74.5
71-72	Zeke Hogeland	10-13	4th	639-1415	.452	-	-	458-660	.694	1041-45.3	-	293	-	-	-	1736-75.5
70-71	Zeke Hogeland	6-20	T6th	-	-	-	-	-	-	-	-	-	-	-	-	2005-77.1
69-70	Zeke Hogeland	13-12	3rd	651-1584	.410	-	-	493-777	.634	1208-48.3	548-17	-	-	-	-	1795-71.8
68-69	Zeke Hogeland	15-9	-	737-1568	.470	-	-	517-757	.683	1142-47.6	394-13	-	-	-	-	1991-82.9
67-68	Zeke Hogeland	15-7	T2nd	724-1608	.450	-	-	489-711	.687	1172-53.2	400	-	-	-	-	1939-88.1
66-67	Norm Stewart	11-11	T2nd	614-1245	.493	-	-	365-583	.626	898-40.8	335-15	-	-	-	-	1593-72.4
65-66	Norm Stewart	13-7	2nd	508-1167	.435	-	-	338-509	.664	878-43.9	311-15	-	-	-	-	1354-67.7
64-65	Norm Stewart	16-7	2nd	633-1349	.461	-	-	478-667	.716	1013-44.0	392-9	-	-	-	-	1744-75.8
63-64	Norm Stewart	23-4	1st	804-1804	.445	-	-	512-723	.708	1290-47.7	408-15	-	-	-	-	2120-78.5
62-63	Norm Stewart	15-8	2nd	623-1427	.437	-	-	495-689	.718	1049-45.6	492	-	-	-	-	1741-75.7
61-62	Norm Stewart	19-5	T1st	712-1630	.437	-	-	484-706	.686	1326-55.3	469	-	-	-	-	1908-79.5
60-61	Jim Witham	16-5	2nd	643-1602	.401	-	-	350-536	.653	1282-61.0	352-8	-	-	-	-	1636-77.9
59-60	Jim Witham	15-8	T2nd	679-1773	.383	-	-	400-661	.605	1409-61.3	431	-	-	-	-	1758-76.4
58-59	Jim Witham	11-12	4th	651-1767	.368	-	-	353-572	.617	1298-56.4	473	-	-	-	-	1655-71.9
57-58	Jim Witham	9-14	6th	561-1600	.351	-	-	346-571	.606	960-41.7	404	-	-	-	-	1468-63.8
56-57	Jim Witham	12-10	T3rd	536-1460	.367	-	-	419-623	.672	861-39.1	366	-	-	-	-	1491-67.8
55-56	Stanley Hall	8-11	5th	508-1403	.362	-	-	373-577	.648	980-51.6	377	-	-	-	-	1389-73.1
54-55	Stanley Hall	11-11	T2nd	630-1719	.366	-	-	447-670	.667	983-44.7	434	-	-	-	-	1707-77.6
53-54	O.M. Nordly	6-15	4th	476-1351	.352	-	-	378-607	-	668-31.8	385	-	-	-	-	1330-63.3


# PANTHER HISTORY

87



## 1,000-POINT CLUB

1. Jason Reese (1986-90)	2,033
2. Randy Kraayenbrink (1982-86)	2,004
3. Jason Daisy (1992-93, 1994-97)	1,721
4. Bill McCoy (1969-73)	1,713
5. Ron Lemons (1976-79)	1,476
6. Cam Johnson (1989-90, 1991-94)	1,286
7. Ken Huelman (1975-79)	1,275
8. Troy Muilenburg (1986-87, 1988-91)	1,251
9. Dale Turner (1988-92)	1,250
10. Pete Spoden (1960-64)	1,239
11. Craig Knepe (1963-66)	1,200
12. Tony Brus (1995-99)	1,179
13. Cedrick McCullough (1988-92)	1,158
14. Randy Blocker (1992-94)	1,154
15. Maurice Newby (1986-91)	1,147
16. Rod Underwood (1977-81)	1,126
17. Norm Jespersen (1946-49)	1,099
18. Darian DeVries (1994-98)	1,084
19. Jerry Holbrook (1959-62)	1,045
20. Howie Pigg (1951-55)	1,041
21. Greg McDermott (1984-88)	1,033
22. Dick Beetsch (1952-56)	1,029
23. John Martin (1967-70)	1,027
24. Jerry Waugh (1966-68)	1,009



Tony Brus

## 500-POINT CLUB

25. Joseph Ferguson (1971-75)	999
26. Randy Beilke (1960-63)	962
27. Mark Long (1975-79)	959
28. Ron Jessen (1962-65)	926
29. Bill Jones (1977-81)	915
30. Duane Josephson (1961-64)	913
31. Steve Phyfe (1987-90)	912
32. Mike Kemp (1975-79)	895
33. Jim Jackson (1958-60)	891
34. Steve Peters (1976-81)	861
35. Ray Storck (1979-83)	851
36. Tony Hauptert (1977-81)	818
37. Walt Kochneff (1946-50)	811
38. Nick Nurse (1985-89)	801
39. Brian Bestul (1969-73)	791
40. Brian Carpenter (1991-96)	774
41. Skip Anderson (1967-70)	744
42. Frank Stotts (1956-59)	738
43. Scott Stafford (1983-85)	730
44. Ron LaFrentz (1957-60)	723
45. Darrell Timion (1969-73)	722
46. Jay Block (1980-84)	718
47. Herbert King (1980-84)	711
48. Darrell Jesse (1966-69)	673
49. Bob Waller (1959-62)	662
50. Dwayne Jackson (1979-84)	656
51. Van Combs (1945-49)	642
52. Bill Runchey (1972-75)	630
53. Del Nicklaus (1953-56)	604
54. Ray Nissen (1954-56)	590
55. Mark Enright (1975-78)	585
56. Brent Carmichael (1981-83)	585
57. Dean Jensen (1957-60)	584
58. Mike Pijanowski (1981-84)	555
59. Brian Heying (1994-98)	538



Jason Reese



Randy Kraayenbrink





# PANTHER HISTORY

## TEAM RECORDS (ALL GAMES)

### WINS-LOSSES

Most Games, Season: 32, 1989-90; 1990-91  
Fewest Games, Season: 19, 1955-56  
Wins, Season: 23 (27 games), 1963-64; (32 games), 1989-90  
Losses, Season: 22 (26 games), 1973-74  
Consecutive Wins, Consecutive Seasons: 14, 1962-63; 1963-64  
Consecutive Losses, Season: 10, 1973-74  
Road Win Streak: 6, 1963-64  
Road Losing Streak: 17, 1973-75; 10, 1973-74; 1976-77  
Home Win Streak: 20, 1961-65; 14, 1988-89  
Home Losing Streak: 4, 1973-74  
Consecutive Win Streak, Season: 10, 1963-64  
Consecutive Losing Streak, Consecutive Seasons: 10, 1981-83; 9, 1974-75  
Highest Winning Percentage, Season: .792, 1961-62 (19-5)  
Lowest Winning Percentage, Season: .154, 1973-74 (4-22)  
Best Conference Record, Season: 9-1, 1963-64  
Worst Conference Record, Season: 1-13, 1973-74  
Most Conference Games Won, Season: 11, 1960-61; 1996-97  
Most Conference Games Lost, Season: 14, 1994-95; 1997-98  
Most Overtimes: 6 (vs. North Dakota State), 1958-59

### POINTS

Game: 126 (vs. Eastern Illinois), 1987-88 (4 OT)  
Against, Game: 123 (vs. Iowa State), 1974-75  
Season: 2,493 (32 games), 1989-90  
Against, Season: 2,328 (32 games), 1989-90  
Both Teams, Game: 247 (UNI 126, Eastern Illinois 121, 4 OT), 1987-88  
Most Points Scored in a Half: 65 (vs. Stephen F. Austin), 1989-90  
Most Points Scored on the Road: 109 (vs. Nebraska), 1995-96  
Highest Average, Season: 88.1 (22 games), 1967-68  
Highest Average Allowed, Season: 86.5, 1970-71  
Biggest Margin, For: 64 (UNI 96, Grinnell 32), 1945-46  
Biggest Margin, Against: 57 (Iowa 73, UNI 16), 1906-07  
Most Consecutive 70-or-More-Point Games: 18, 1987-88, 1988-89  
Most Consecutive 80-or-More-Point Games: 4, Several Times, 1987-88, 1988-89  
Most Consecutive 90-or-More-Point Games: 2, 1988-89; 1993-94  
Most Points Scored in a Losing Game: 101 (vs. Armstrong State) 1978-79  
Fewest Points Scored in a Winning Game: 39 (vs. North Dakota State) 1951-52  
Fewest Points Scored in a Losing Game: 39 (at Illinois State) 1981-82

### FIELD GOALS

FGs Made, Game: 47 (vs. Eastern Illinois), 1987-88; vs. Stephen F. Austin (1989-90)  
Season: 924 (32 games), 1989-90  
Most FGs Made, 2 Teams: 88 (47-41) (vs. Eastern Illinois, 4 OTs), 1987-88  
FGs Attempted, Game: 98 (vs. Eastern Illinois), 1987-88  
Season: 1849 (32 games), 1989-90  
Highest FG Percentage, Game: .732 (vs. Cleveland State), 1985-86  
Season: .510, 1978-79  
Highest FG Percentage Allowed, Season: .531, 1973-74

### FREE THROWS

FTs Made, Game: 42 (vs. Morningside), 1961-62  
Season: 617, 1970-71  
Highest FT Percentage, Game: 1.000 (18-18, vs. Cleveland State), 1990-91  
Season: .769 (390-507), 1986-87  
FTs Allowed, Game: 41 (Southwest Missouri State), 1987-88  
Season: 514, 1994-95

FTs Attempted, Game: 56 (vs. South Dakota), 1970-71  
Season: 887, 1970-71  
FT Attempts Allowed, Game: 55 (Nebraska), 1994-95  
Season: 752, 1969-70

### 3-POINT FIELD GOALS

3-Point FGs Made, Game: 15 (vs. Nebraska), 1995-96  
Season: 204, 1995-96  
Consecutive Games With at Least 1 3-Point Basket: 175  
Consecutive Games With at Least 3 3-Point Baskets: 35  
3-Point FGs Attempted, Game: 34 (vs. Southern Illinois), 1997-98  
Season: 568, 1997-98  
3-Point FG Percentage, Game: 1.000 (vs. William Penn, 4-4), 1987-88  
Season: .422 (108-256), 1986-87  
3-Point FGs Allowed, Game: 13 (Southern Illinois), 1997-98  
Season: 167, 1998-99  
Highest 3-Point FG Percentage Allowed, Game: 1.000 (Wisconsin-Green Bay, 5-5)

### REBOUNDS

Game: 83 (vs. South Dakota State), 1959-60  
Season: 1,409 (23 games), 1959-60  
Most Rebounds Allowed, Game: 74 (North Dakota), 1957-58  
Season: 1,369, 1963-64  
Highest Rebound Average, Season: 61.3, 1959-60  
Highest Rebound Average Allowed, Season: 50.9, 1967-68

### FOULS

Game: 36 (vs. Nebraska), 1994-95  
Season: 635, 1982-83  
Most Disqualifications, Season: 28, 1962-63

### ASSISTS

Game: 32 (vs. South Dakota State), 1976-77  
Season: 505, 1988-89  
Assists Allowed, Game: 35 (Augustana), 1976-77  
Season: 464, 1977-78

### TURNOVERS

Most Turnovers, Game: 38 (vs. Central Missouri State), 1973-74

### STEALS

Game: 25 (vs. Drake), 1983-84  
Season: 243, 1982-83  
Steals Allowed, Game: 23 (Iowa), 1994-95  
Season: 239, 1994-95

### BLOCKED SHOTS

Game: 15 (vs. Cleveland State), 1983-84  
Season: 115, 1993-94  
Blocked Shots Allowed, Game: 14 (Southwest Missouri State), 1989-90

# PANTHER HISTORY



## TEAM RECORDS

(MISSOURI VALLEY CONFERENCE GAMES ONLY, 1991-99)

### WINS-LOSSES

Wins, Season: 11, 1996-97  
Best Conference Record, Season: 11-7, 1996-97  
Losses, Season: 14, 1994-95  
Worst Conference Record, Season: 4-14, 1994-95  
Consecutive Wins: 4, 1993-94  
Consecutive Losses (Consecutive Seasons): 6, 1994-95, 95-96  
Road Win Streak: 2, 1991-92, 1993-94, 1995-96, 1996-97  
Road Losing Streak: 8, 1991-92, 1994-95  
Home Win Streak: 9, 1992-93, 93-94  
Home Losing Streak: 3, 1998-99  
Highest Winning Percentage, Season: .611 (11-7), 1996-97  
Lowest Winning Percentage, Season: .222 (4-14), 1994-95

### POINTS

Game: 102 vs. Drake, 1993-94  
Against, Game: 97, Southern Illinois, 1993-94; Illinois State, 1995-96  
Most Points Scored on the Road: 102 at Drake, 1993-94  
Season: 1,364, 1995-96  
Against, Season: 1,366, 1995-96  
Highest Average, Season: 75.8, 1995-96  
Highest Average Allowed, Season: 75.9, 1995-96  
Biggest Margin For: 26 vs. Drake, 1998-99; vs. Southern Illinois, 1995-96  
Biggest Margin Against: 32 vs. Tulsa, 1994-95  
Most Points Scored in a Losing Game: 94 vs. Southern Illinois, 1993-94  
Fewest Points Scored in a Winning Game: 54 vs. Southern Illinois, Southwest Missouri State, 1992-93  
Fewest Points Scored in a Losing Game: 46 vs. Bradley, 1992-93; vs. Creighton, 1996-97

### FIELD GOALS

Field Goals Made, Season: 491, 1993-94  
Field Goals Attempted, Season: 1,051, 1995-96  
Highest Field Goal Percentage, Season: .484, 1993-94  
Highest Field Goal Percentage Allowed, Season: .477, 1992-93

### FREE THROWS

Free Throws Made, Season: 314, 1998-99  
Free Throws Attempted, Season: 423, 1995-96  
Highest Free Throw Percentage, Season: .753, 1998-99  
Free Throws Allowed, Season: 348, 1994-95  
Free Throw Attempts Allowed, Season: 498, 1994-95  
Highest Free Throw Percentage Allowed, Season: .736, 1998-99

### 3-POINT FIELD GOALS

3-Point Field Goals Made, Season: 139, 1995-96  
3-Point Field Goals Attempted, Season: 369, 1995-96  
3-Point Field Goal Percentage, Season: .377, 1995-96  
3-Point Field Goals Allowed, Season: 120, 1998-99  
3-Point Field Goal Attempts Allowed, Season: 322, 1998-99  
3-Point Field Goal Percentage Allowed, Season: .390, 1992-93

### REBOUNDS

Season: 622, 1996-97  
Most Allowed, Season: 682, 1995-96  
Highest Average, Season: 35.1, 1995-96  
Highest Average Allowed, Season: 40.8, 1995-96

### FOULS

Season: 400, 1994-95  
Most Disqualifications, Season: 15, 1994-95

### ASSISTS

Season: 231, 1996-97  
Assists Allowed, Season: 272, 1998-99

### TURNOVERS

Season: 290, 1994-95  
Turnovers Forced, Season: 296, 1995-96

### STEALS

Season: 155, 1998-99  
Steals Allowed, Season: 144, 1993-94

### BLOCKED SHOTS

Season: 72, 1994-95  
Blocked Shots Allowed, Season: 60, 1995-96

## INDIVIDUAL RECORDS (ALL GAMES)

### POINTS

Game: 40, Jerry Waugh (vs. North Dakota), 1967-68; Cam Johnson (vs. Drake), 1993-94  
Season: 645, Randy Blocker, 1993-94  
Career: 2,033, Jason Reese, 1985-90

Highest Scoring Average, Season: 23.0, Randy Blocker, 1993-94  
Highest Scoring Average, Career: 20.8 (1,019 pts.), Jerry Waugh, 1966-69

### FIELD GOALS

FGs Made, Game: 16, Craig Knepp (vs. South Dakota State), 1964-65; Jason Reese (vs. Southern Methodist), 1988-89  
Season: 240, Randy Kraayenbrink, 1984-85; Jason Reese, 1988-89  
Career: 764, Jason Reese, 1985-90

Highest Percentage, Game: 1.000 (10-10), Jim Davis (vs. Westmar), 1973-74

Highest Percentage, Season: .644 (121-188), Jason Sims, 1994-95  
Highest Percentage, Career: .598 (250-418), Jason Sims, 1992-96

FGs Attempted, Game: 26, Cam Johnson (vs. Iowa), 1993-94; Randy Kraayenbrink (vs. Prairie View A&M), 1985-86  
FGs Attempted, Season: 503, Randy Blocker, 1993-94  
Career: 1,401, Jason Reese (1985-90)

### FREE THROWS

FTS Made, Game: 19, Bill McCoy (vs. Bemidji), 1970-71  
Season: 212, Bill McCoy, 1970-71  
Career: 579, Bill McCoy, 1969-73

Consecutive Games: 30, Jason Reese, 1989-90

Consecutive: 32, Bill McCoy, 1971-72

Highest Percentage, Game: 1.000 (15-15), Scott Stafford (vs. Western Illinois), 1984-85

Highest Percentage, Season (min. 50 made): .874 (104-119), Dale Turner (1991-92)

Highest Percentage (min. 150 made), Career: .856 (149-174), Maurice Newby, 1987-88, 1990-91; .834, Troy Muilenburg (237-284), 1987, 1989-91



# PANTHER HISTORY

## BIGGEST WINS AND LOSSES

FTs Attempted, Game: 21, Paul Balcom (vs. Macalester), 1962-63; Jason Daisy (vs. Central Florida), 1995-96

Season: 274, Bill McCoy, 1970-71

Career: 762, Bill McCoy, 1970-73

### 3-POINT FIELD GOALS

3-Point FGs Made, Game: 8, Cam Johnson (vs. Drake), 1993-94

Season: 73, Cam Johnson, 1993-94

Career: 170, Nick Nurse, 1986-89

Highest Percentage, Game (min. 5 made): 1.000 (6-6), Darian DeVries (vs. Chicago State), 1997-98

Highest Percentage, Season (min. 30 att.): .547 (29-53), Cam Johnson, 1992-93

3-Point FGs Attempted, Game: 16, Cam Johnson (vs. Southern Illinois), 1993-94

Season: 189, Cam Johnson, 1993-94

Career: 387, Maurice Newby, 1986-91

Most Consecutive Games Scoring 3-Pt. Goals: 27, Nick Nurse (Feb. 23, 1987-Feb. 20, 1988)

### REBOUNDS

Game: 34, Pete Spoden (vs. Winona State), 1960-61

Season: 261, Troy Muilenburg, 1990-91

Career: 1,104, Pete Spoden, 1960-64

Highest Average, Season: 18.2, Jim Jackson, 1958-59

Highest Average, Career: 15.8 (1,104), Pete Spoden, 1960-62, 1964

### FOULS

Season: 107, Bill Runchey, 1974-75

Disqualifications, Season: 12, Bill Jones, 1980-81

### ASSISTS

Game: 15, Jay Imhoff, 1979-80

Season: 152, Dale Turner, 1989-90

Career: 520, Dale Turner, 1989-92

Highest Average, Season: 5.8, Jay Imhoff, 1979-80

Highest Average, Career: 4.4, Dale Turner, 1989-92

### STEALS

Game: 9, Cam Johnson (vs. St. Bonaventure), 1992-93

Season: 100, Brent Carmichael, 1982-83

### BLOCKED SHOTS

Game: 8, Scott Stafford (vs. Cleveland State), 1983-84

Season: 51, Scott Stafford, 1983-84

### BIGGEST WINS

64 Grinnell (96-32), 1945-46

57 Central (77-20), 1949-50

48 Charles City (73-25), 1907-08

47 Wartburg (100-53), 1960-61

46 Morningside (109-63), 1968-69

43 St. Ambrose (75-32), 1946-47

43 Chicago State (99-56), 1997-98

42 William Penn (55-13), 1930-31

41 Augustana (85-44), 1949-50

41 Augustana (89-48), 1963-64

39 Morningside (94-55), 1957-58

39 Elmhurst (110-71), 1978-79

39 Rockford College (94-55), 1985-86

38 Augustana (95-57), 1954-55

38 Bemidji State (102-64), 1982-83

37 Morningside (93-56), 1965-66

37 Chicago State (101-64), 1997-98

36 St. Ambrose (96-60), 1960-61

36 Winona State (91-55), 1962-63

36 Western Illinois (105-69), 1968-69

36 Morningside (83-47), 1979-80

### BIGGEST LOSSES

57 Iowa (16-73), 1906-07

53 Iowa State (70-123), 1974-75

48 North Dakota State (46-94), 1974-75

46 Bradley (71-117), 1970-71

46 Kansas State (38-84), 1979-80

45 St. Thomas (42-87), 1953-54

44 Western Illinois (57-101), 1973-74

43 South Dakota State (78-121), 1967-68

43 DePaul (53-96), 1985-86

42 Iowa (9-51), 1905-06

42 Pepperdine (22-64), 1945-46

40 Iowa (9-49), 1908-09

38 Cleveland State (83-121), 1988-89

37 South Dakota State (56-93), 1955-56

36 Grinnell (19-55), 1907-08

36 Dubuque (11-47), 1919-20

36 Mankato State (41-77), 1952-53

36 Illinois State (66-102), 1975-76

36 Kansas State (50-86), 1981-82

36 Eastern Illinois (64-100), 1983-84

### 100-POINT PANTHER GAMES

#### Score Opponent (Date)

123-121 Eastern Illinois (4 OT) (1-30-88)

120-96 Stephen F. Austin (1-6-90)

119-98 Augustana (1-13-68)

112-84 South Dakota (2-28-76)

111-80 Culver-Stockton (12-1-67)

111-79 Western Illinois (2-19-68)

110-82 Northwest Missouri (12-4-89)

110-71 Elmhurst (12-7-78)

109-63 Morningside (2-22-69)

109-104 Nebraska (12-16-95)

109-79 Youngstown State (12-17-88)

108-77 Augustana (3-1-69)

107-109 @North Dakota State (12-13-58)

106-80 Wartburg (1-5-65)

105-86 North Dakota State (12-28-67)

105-69 Western Illinois (1-18-69)

105-98 @Eastern Illinois (1-14-89)

104-85 Winona State (1-11-65)

104-86 Augustana (11-29-88)

103-71 Morningside (2-19-55)

103-86 Morningside (2-27-65)

102-87 South Dakota State (2-10-68)

102-80 Chicago State (1-18-94)

102-79 Drake (2-12-94)

102-64 Bemidji State (12-20-82)

101-69 @Morningside (1-29-60)

101-79 North Dakota (2-22-64)

101-84 @Augustana (12-26-68)

101-78 Augustana (1-12-73)

101-107 Armstrong State (OT) (12-29-78)

101-64 Chicago State (12-21-97)

100-77 Sam Houston State (1-8-90)

100-76 @Loras (12-4-54)

100-53 Wartburg (12-30-60)

100-92 South Dakota (1-9-71)

100-78 Concordia (NE) (12-20-86)

100-78 Texas Wesleyan (12-2-88)

### OPPONENT 100-POINT GAMES

#### Score Opponent (Date)

70-123 Iowa State (1974-75)

126-121 Eastern Illinois (1987-88)

83-121 Cleveland State (1988-89)

71-117 Bradley (1970-71)

82-110 Cleveland State (1987-88)

107-109 North Dakota State (1958-59)

94-109 Central Missouri (1972-73)

92-108 South Dakota (1970-71)

85-108 Iowa (1991-92)

81-107 Southern Illinois (1970-71)

101-107 Armstrong State (1978-79)

88-106 South Dakota State (1970-71)

85-104 Augustana (1972-73)

109-104 Nebraska (1995-96)

86-102 Wisconsin-LaCrosse (1955-56)

66-102 Illinois State (1975-76)

70-102 Mankato State (1976-77)

88-102 Cleveland State (1985-86)

91-101 Western Illinois (1971-72)

57-101 Western Illinois (1973-74)

72-101 Western Michigan (1974-75)

75-101 Athletes in Action-Canada (1980-81)

85-100 Western Illinois (1969-70)

85-100 North Dakota State (1970-71)

64-100 Eastern Illinois (1983-84)

# PANTHER HISTORY

## YEAR-BY-YEAR STATISTICAL LEADERS

91

(X-Statistics Unavailable)

### SCORING (1950-99)

Year	Player	Gms	Pts	Avg.
1999	Sean Stackhouse	23	378	16.4
1998	Tony Brus	27	415	15.4
1997	Jason Daisy	28	593	21.2
1996	Jason Daisy	27	603	22.3
1995	Jason Daisy	28	412	14.7
1994	Randy Blocker	28	645	23.0
1993	Randy Blocker	27	509	18.9
1992	Dale Turner	28	386	13.8
1991	Troy Muilenburg	32	428	13.4
1990	Jason Reese	32	638	19.9
1989	Jason Reese	28	623	22.3
1988	James Parker	26	378	14.5
1987	Greg McDermott	28	387	13.8
1986	Scott Plondke	26	428	16.5
1985	Randy Kraayenbrink	28	587	21.0
1984	Randy Kraayenbrink	26	481	18.5
1983	Randy Kraayenbrink	31	384	12.4
1982	Ray Storck	27	362	13.4
1981	Rod Underwood	26	348	13.4
1980	Rod Underwood	25	376	15.0
1979	Ron Lemons	29	472	16.3
1978	Ron Lemons	27	436	16.1
1977	Ron Lemons	27	426	15.8
1976	Mark Enright	20	328	16.4
1975	Bill Runchey	26	322	12.4
1974	Joe Ferguson	26	323	12.4
1973	Bill McCoy	24	454	18.9
1972	Bill McCoy	23	454	19.7
1971	Bill McCoy	26	550	21.2
1970	John Martin	25	475	19.0
1969	X	X	X	X
1968	Jerry Waugh	22	515	22.4
1967	Jerry Waugh	22	445	20.2

1966	X	X	X	X
1965	Craig Knepe	23	459	19.9
1964	Duane Josephson	27	455	16.8
1963	Duane Josephson	23	421	18.3
1962	Pete Spoden	24	485	20.3
1961	Jerry Holbrook	21	321	15.3
1960	Jerry Holbrook	23	325	14.1
1959	Jim Jackson	23	310	13.5
1958	Dennis Filliman	23	274	11.9
1957	Frank Stotts	21	320	15.2
1956	Dick Beetsch	19	262	13.8
1955	Howard Pigg	21	455	21.7
1954	Dick Beetsch	21	275	13.1
1953	X	X	X	X
1952	Howard Pigg	23	356	15.5
1951	Dick Garth	23	359	15.6
1950	Norm Jespersen	21	393	18.7

### 3-POINT FGS MADE (1987-99)


Year	Player	Gms	M-Att	%
1999	Robbie Sieverding	27	68-152	.447
1998	Darian DeVries	27	69-157	.440
1997	Darian DeVries	28	40-103	.388
1996	Jason Daisy	27	68-162	.420
1995	Darian DeVries	26	25-65	.385
1994	Cam Johnson	28	73-189	.386
1993	Cam Johnson	26	29-53	.547
1992	Louis Armstrong	26	41-116	.354
1991	Maurice Newby	31	56-156	.359
1990	Troy Muilenburg	32	49-131	.374
1989	Nick Nurse	28	61-139	.439
1988	Nick Nurse	28	72-145	.497
1987	Nick Nurse	28	37-79	.468

### ASSISTS (1973-99)

Year	Player	Gms	Asts	Avg.
1999	Robbie Sieverding	27	74	2.7
1998	Darian DeVries	27	84	3.1
1997	Darian DeVries	28	90	3.2
1996	Brian Carpenter	27	93	3.4
1995	Sredrick Robinson	28	82	2.9
1994	Brian Carpenter	29	89	3.1
1993	Ed Madlock	27	66	2.4
1992	Dale Turner	28	94	3.4
1991	Dale Turner	29	146	5.0
1990	Dale Turner	32	152	4.8
1989	Dale Turner	28	128	4.6
1988	Nick Nurse	28	99	3.5
1987	Nick Nurse	28	94	3.4
1986	Randy Kraayenbrink	27	70	2.6
1985	Rob Williams	28	118	4.2
1984	Rob Williams	28	144	5.1
1983	Brent Carmichael	31	126	4.1
1982	Brent Carmichael	27	83	3.1
1981	Rod Underwood	26	82	3.2
1980	Jay Imhoff	24	140	5.8
1979	Mike Kemp	29	88	3.0
1978	Mark Long	27	114	4.2
1977	Mark Long	27	99	3.7
1976	Mark Long	25	89	3.6
1975	Joe Ferguson	26	86	3.3
1974	X	X	X	X
1973	Joe Ferguson	24	81	3.4

### REBOUNDS (1954-99)

Year	Player	Gms	Reb	Avg.
1999	Joe Breakenridge	27	221	8.2
1998	Chris Burdine	25	178	7.1
1997	Chris Burdine	28	139	5.0
1996	Brian Heying	27	147	5.5
1995	Jon Ellis	28	154	5.5




Duane Josephson was the Panthers' leading scorer in 1963 and '64.



Nick Nurse was one of UNI's most prolific three-point shooters.



Rob Williams led the team in assists two consecutive years.



Darrell Timion was the leader on the boards in 1970-71.



1994	Randy Blocker	28	215	7.7
1993	Randy Blocker	27	195	7.2
1992	Cedrick McCullough	26	120	4.6
1991	Troy Muilenburg	32	261	8.2
1990	Jason Reese	32	259	8.1
1989	Jason Reese	28	199	7.1
1988	James Parker	26	147	5.7
1987	Greg McDermott	28	179	6.4
1986	Scott Plondke	26	169	6.5
1985	Scott Stafford	28	244	8.7
1984	Scott Stafford	28	191	6.8
1983	Brent Carmichael	31	151	4.9
1982	Jay Block	27	151	5.6
1981	Bill Jones	26	150	5.8
1980	Bill Jones	25	155	6.2
1979	Ron Lemons	29	247	8.5
1978	Ron Lemons	27	210	7.8
1977	Ron Lemons	27	223	8.3
1976	Mark Enright	20	210	10.5
1975	Bill Runchey	26	186	7.2
1974	Bill Runchey	26	169	6.5
1973	Darrell Timion	23	183	7.9
1972	Randy Beilke	23	178	7.7
1971	Darrell Timion	26	223	8.6
1970	John Martin	25	253	10.1
1969	X	X	X	X
1968	Ken Huelman	22	261	11.9
1967	Ken Huelman	22	281	12.8
1966	X	X	X	X
1965	Craig Knepe	27	234	8.6
1964	Craig Knepe	27	234	8.6
1963	Dick Savage	23	174	7.6
1962	Pete Spoden	24	357	14.9
1961	Pete Spoden	21	365	17.4
1960	Jim Jackson	23	392	17.0
1959	Jim Jackson	23	418	18.2
1958	Clark McCleary	23	219	9.5

1957	Clark McCleary	22	219	10.0
1956	Del Nicklaus	19	282	14.8
1955	Ray Nissen	22	255	11.6
1954	Lou Paulsen	20	147	7.3

**STEALS (1979-99)**

Year	Player	Gms	Stls	Avg.
1999	Terry Cress	14	12	1.6
1998	Tony Brus	27	35	1.3
1997	Jason Daisy	28	49	1.8
1996	Brian Carpenter	27	54	2.0
1995	Jason Daisy	28	43	1.5
1994	Randy Blocker	28	49	1.8
1993	Cam Johnson	26	58	2.2
1992	Dale Turner	28	40	1.4
1991	Troy Muilenburg	32	44	1.4
1990	Dale Turner	32	34	1.1
1989	Nick Nurse	28	35	1.3
1988	Nick Nurse	28	53	1.9
1987	Nick Nurse	28	47	1.7
1986	Rob Williams	27	37	1.4
1985	Rob Williams	28	48	1.7
1984	Rob Williams	28	42	1.5
1983	Brent Carmichael	31	100	3.2
1982	Brent Carmichael	27	80	3.0
1981	Jay Block	27	27	1.0
1980	Jay Imhoff	24	39	1.6
1979	Mike Kemp	29	32	1.1


**BLOCKED SHOTS (1979-99)**

Year	Player	Gms	BS	Avg.
1999	Joe Breakenridge	27	12	0.5
	Cory Jenkins	19	10	0.5
1998	Sean Hawkins	27	31	1.2
1997	Sean Hawkins	27	30	1.1
1996	Sean Hawkins	24	33	1.4
1995	Jason Sims	28	43	1.5

1994	Randy Blocker	28	29	1.0
	Jason Sims	29	29	1.0
1993	Brian Jones	26	14	1.9
1992	Troy Vaughn	26	15	0.6
	Terry Merfeld	16	15	0.9
1991	Nick Pace	28	12	0.4
1990	Steve Phyfe	31	26	0.8
1989	Steve Phyfe	28	25	0.9
1988	Steve Phyfe	28	15	0.5
1987	Greg McDermott	28	23	0.8
1986	Greg McDermott	27	13	0.5
1985	Scott Stafford	28	34	1.2
1984	Scott Stafford	28	51	1.8
1983	Ray Storck	31	36	1.2
1982	Herbert King	27	26	1.0
1981	Bill Jones	26	18	0.7
1980	Bill Jones	25	28	1.1
1979	Ron Lemons	29	20	0.7

**FG PERCENTAGE (1950-99)**


Year	Player	Gms	FG-FGA	%
1999	Joe Breakenridge	27	107-195	.549
1998	Chris Burdine	25	96-218	.440
1997	Chris Burdine	28	96-190	.505
1996	Jason Sims	23	64-116	.552
1995	Jason Sims	28	121-188	.644
1994	Jason Sims	29	60-103	.583
1993	Randy Blocker	27	201-393	.512
1992	Jon Ellis	28	49-98	.500
1991	Cedrick McCullough	32	154-306	.503
1990	Steve Phyfe	31	108-182	.593
1989	Steve Phyfe	28	161-265	.608
1988	Greg McDermott	28	117-194	.603
1987	Greg McDermott	28	148-248	.597
1986	Greg McDermott	27	96-165	.582
1985	Nathan Harris	18	54-96	.563
1984	Jay Block	28	92-163	.564



Feisty Dale Turner led the Panthers in steals during the NCAA Tournament run in 1990.



Ron Lemons led the Panthers in blocks in 1978-79.



Steve Peters shot nearly 51 percent from the field in 1980-81.



Mark Long made nearly 81 percent of his free throws in 1976-77.

# PANTHER HISTORY

93

1983	Jay Block	31	83-159	.522
1982	Ray Storck	27	147-273	.538
1981	Steve Peters	26	97-191	.508
1980	Ray Storck	22	30-48	.625
1979	Ron Lemons	29	196-335	.585
1978	Ron Lemons	27	191-351	.544
1977	Ron Lemons	27	185-386	.519
1976	Randy Podhaski	26	88-174	.505
1975	Randy Podhaski	26	122-240	.508
1974	Randy Podhaski	19	43-77	.558
1973	Randy Beilke	24	89-175	.505
1972	Randy Beilke	23	103-198	.520
1971	Brian Bestul	25	115-238	.483
1970	Bill McCoy	24	87-186	.467
1969	X	X	X	X
1968	Ken Huelman	22	139-280	.496
1967	Jerry Waugh	22	178-342	.520
1966	X	X	X	X
1965	Craig Knepe	23	177-324	.546
1964	Ron Jessen	27	124-248	.500
1963	Dick Lowe	22	53-110	.482
1962	Jerry Holbrook	24	134-283	.473
1961	Ed Watt	21	53-104	.509
1960	Jerry Holbrook	23	119-277	.430
1959	Jim Jackson	23	115-268	.429
1958	Gary Mohl	19	25-59	.424
1957	Dennis Filliman	21	57-132	.432
1956	Dick Strub	18	20-42	.476
1955	Ray Nissen	22	125-242	.517
1954	Lou Paulsen	20	58-151	.384
1953	X	X	X	X
1952	Howard Pigg	23	134-355	.378
1951	Bill Peterson	23	100-293	.341
1950	Walt Kochneff	21	116-291	.399

## FT PERCENTAGE (1950-99)

Year	Player	Gms	FT-FTA	%
1999	Joe Breakenridge	27	93-111	.838
1998	Darian DeVries	27	67-86	.779
1997	Darian DeVries	28	101-124	.815
1996	Darian DeVries	27	90-104	.865
1995	Darian DeVries	26	44-53	.830
1994	Sean Rice	25	20-24	.833
1993	Cam Johnson	26	75-101	.743
1992	Dale Turner	28	104-119	.874
1991	Maurice Newby	31	29-33	.879
1990	Maurice Newby	32	21-23	.913
1989	Scott Socha	28	25-30	.833
1988	Mike Bailey	28	29-33	.879
1987	Kirk Francis	27	25-28	.983
1986	Nick Nurse	27	17-20	.850
1985	Scott Stafford	28	96-120	.800
1984	Randy Kraayenbrink	26	115-141	.816
1983	Randy Kraayenbrink	31	58-77	.753
1982	Ray Storck	27	68-86	.791
1981	Rod Underwood	26	58-67	.866
1980	Mike Clark	25	28-32	.875
1979	Ron Lemons	29	80-100	.800
1978	Phil Rilett	25	16-21	.761
1977	Mark Long	27	55-68	.808
1976	Mark Welsh	26	82-106	.773
1975	Joe Ferguson	26	55-67	.821
1974	Bill Barnhouse	20	15-16	.938
1973	Bill McCoy	24	140-175	.800
1972	Randy Beilke	23	51-66	.773
1971	Bill McCoy	26	212-274	.774
1970	Don Anderson	25	35-47	.745
1969	X	X	X	X
1968	Don Anderson	17	12-13	.923
1967	Jerry Waugh	22	99-130	.735
1966	X	X	X	X
1965	Ron Jessen	23	131-167	.784
1964	Craig Knepe	27	88-116	.758
1963	Duane Josephson	23	97-121	.802
1962	Jerry Holbrook	24	131-166	.789
1961	Larry Timion	19	16-21	.762
1960	Jerry Holbrook	23	87-118	.737
1959	Jack Mully	19	22-27	.815
1958	Frank Stotts	20	72-104	.692
1957	Dennis Filliman	21	59-76	.776
1956	Ray Nissen	18	80-107	.748
1955	Howard Pigg	21	137-172	.797
1954	Ken Nichols	17	24-32	.750
1953	X	X	X	X
1952	Howard Pigg	23	88-129	.682
1951	Howard Pigg	23	58-81	.716
1950	Willard Gisel	19	29-38	.763





**NORTHERN IOWA INDIVIDUAL****Most Points:** 37, Jason Daisy vs. Illinois State, 1-22-97**Most Field Goals Made:** 15, Jason Reese vs. Youngstown State, 12-17-88**Most Field Goals Attempted:** 26, Cam Johnson vs. Iowa, 12-7-93; Randy Kraayenbrink vs. Prairie View A&M, 11-30-85**Best Field Goal Percentage (10 att.):** 91.7 (11-12), Troy Muilenburg vs. Augustana, 11-29-88**Most Free Throws Made:** 14, Ray Storck vs. North Carolina-Wilmington, 2-20-82; Darian DeVries vs. Evansville, 1-26-98**Most Free Throws Attempted:** 16, Ray Storck vs. North Carolina-Wilmington, 2-20-82**Best Free Throw Percentage (10 att.):** 100 (15-15), Scott Stafford vs. Western Illinois, 3-2-85**Most Rebounds:** 17, Scott Stafford vs. Valparaiso, 1-21-85**Most Assists:** 14, Jay Imhoff vs. St. Ambrose, 1-24-80**Most 3-Pt. FGs Made:** 7, Cam Johnson vs. Southern Illinois, 2-23-94**Most 3-Pt. FGs Attempted:** 16, Cam Johnson vs. Southern Illinois, 2-23-94**Most Steals:** 7, Brent Carmichael vs. Cornell, 12-28-81**Most Blocks:** 8, Scott Stafford vs. Cleveland State, 1-25-84**UNI TEAM****Most Points in a Half:** 65 vs. Stephen F. Austin, 1-6-90**Most Points in a Game:** 126 vs. Eastern Illinois (40T), 1-30-88**Most Points by 2 Teams:** 247 vs. Eastern Illinois (40T), 1-30-88**Most Field Goals Made:** 47 vs. Stephen F. Austin, 1-6-90; vs. Eastern Illinois (40T), 1-30-88**Most FGs Made, 2 Teams:** 88 (47-41) vs. Eastern Illinois (40T), 1-30-88**Best Field Goal Percentage:** 72.3 (34-47) vs. Eastern Illinois, 1-18-79**Most 3-Pt. FGs Made:** 12 vs. Indiana State, 2-3-96**Most 3-Pt. FGs Attempted:** 32 vs. Creighton, 12-30-97**Most Disqualifications:** 4 vs. Southwest Missouri State, 2-8-88; vs. Illinois State, 12-30-82**Most Free Throws Made:** 38 vs. Illinois at Chicago, 1-23-88**Most Free Throws Made, 2 Teams:** 64 vs. Southwest Missouri State (23-41), 2-8-88**Most Free Throws Attempted:** 49 vs. Illinois at Chicago, 1-23-88**Most Free Throws Attempted, 2 Teams:** 75 (31-44) vs. Southwest Missouri State, 2-8-88; (49-26) vs. Illinois at Chicago, 1-23-88**Best Free Throw Percentage:** 100 (18-18) vs. Cleveland State, 2-9-91**Most Rebounds:** 59 vs. Elmhurst College, 12-7-78**Most Rebounds, 2 Teams:** 102 (55-47) vs. Winona State (OT), 12-3-81**Most Fouls:** 34 vs. Southwest Missouri State, 2-8-88**UNI AT THE DOME**

Season	W-L	Pct.
1975-76	5-0	1.000
1976-77	7-5	.583
1977-78	8-4	.667
1978-79	11-2	.846
1979-80	7-4	.636
1980-81	5-6	.455
1981-82	11-3	.786
1982-83	11-2	.846
1983-84	14-0	1.000
1984-85	10-6	.625
1985-86	7-6	.462
1986-87	9-5	.643
1987-88	7-8	.467
1988-89	14-1	.933
1989-90	15-2	.882
1990-91	9-5	.643
1991-92	7-7	.500
1992-93	9-5	.643
1993-94	9-4	.692
1994-95	3-4	.429
1995-96	9-5	.643
1996-97	9-3	.750
1997-98	5-6	.455
1998-99	1-1	.500
202-94		.682

**OPPONENT INDIVIDUAL****Most Points:** 39, Jay Taylor (Eastern Illinois) (40T), 1-30-88**Most Field Goals Made:** 14, Victor Alexander (Iowa State), 12-11-90; Troy Nelson (Elmhurst College), 12-21-85; David Morgan (Western Illinois), 2-14-78**Most Field Goals Attempted:** 26, Ken McFadden (Cleveland State), 1-21-89; Rodney Freeman (Concordia College), 12-22-86; Ken Green (Pan American) (OT), 2-12-81; John Britton (Akron), 2-24-79**Best Field Goal Percentage (10 att.):** 90.9 (10-11), Craig McCormick (Western Kentucky), 2-27-82**Most Free Throws Made:** 15, Kevin Jones (Eastern Illinois), 1-21-82**Most Free Throws Attempted:** 19, Harry Moore (St. Bonaventure), 1-11-94**Best Free Throw Percentage:** 100 (12-12), Clay Holt (Southwest Missouri State), 2-8-88**Most Rebounds:** 18, Warren Bradley (Cleveland State) (OT), 2-29-88**Most Assists:** 12, Paul O'Reilly (Elmhurst College), 12-21-85; Shawn Burns (Youngstown State), 1-26-90**Most 3-Pt. FGs Made:** 6, Scott Anselm (Valparaiso), 1-23-89**Most 3-Pt. FGs Attempted:** 14, Troy Hudson (Southern Illinois), 1-18-97**Most Steals:** 5 (14 times, most recent) Troy Wharton (Creighton), 2-13-95**Most Blocks:** 8, Tom Bragg (Western Illinois), 2-28-87**OPPONENT TEAM****Most Points in a Half:** 58, Stephen F. Austin, 1-6-90**Most Points in a Game:** 121, Eastern Illinois (40T), 1-30-88**Most Field Goals Made:** 42, Cleveland State (OT), 1-21-89**Best Field Goal Percentage:** 81.6 (31-38), Youngstown State, 1-26-80**Most 3-Pt. FGs Made:** 11, Drake, 2-15-92; Illinois at Chicago (30T), 3-5-90**Most 3-Pt. FGs Attempted:** 29, Southern Illinois, 1-24-96**Most Disqualifications:** 6, Illinois at Chicago (30T), 3-5-90**Most Free Throws Made:** 41, Southwest Missouri State, 2-8-88**Most Free Throws Attempted:** 45, Eastern Illinois (40T), 1-30-88**Best Free Throw Percentage:** 100, (most made) 17-17, Tulsa, 2-15-94**Most Rebounds:** 53, St. Ambrose, 12-6-76**Most Fouls Against:** 37, Illinois at Chicago, 1-23-88**TOP 10 UNI-DOME ATTENDANCE FIGURES**

1. 22,797 vs. Iowa, 1990
2. 19,042 vs. Iowa, 1991
3. 12,874 vs. Iowa, 1993
4. 12,233 vs. Iowa State, 1990
5. 10,500 vs. Iowa State, 1987
6. 9,327 vs. Iowa State, 1992
7. 9,025 vs. Iowa, 1995
8. 8,742 vs. Iowa, 1997
9. 8,712 vs. Iowa State, 1985
10. 8,372 vs. Iowa State, 1995

Year	Games	Won	Lost	Pct.	Own		Head Coach	Enrollment	Year	Games	Won	Lost	Pct.	Own		Head Coach	Enrollment			
					Pts.	Pts.								Pts.	Pts.					
1900-01	3	0	3	.000	—	—	No Coach Designated	911	1952-53#	25	14	11	.560	1,656	1,708	O.M."Hon" Nordly	2,239			
1901-02	1	1	0	1.000	—	—	No Coach Designated	873	1953-54	21	6	15	.286	1,330	1,450	O.M."Hon" Nordly	2,231			
1902-03	2	0	2	.000	—	—	Jones	868	1954-55	22	11	11	.500	1,707	1,654	Stanley Hall	2,676			
1903-04	5	2	3	.400	—	—	Charles A. Pell	857	1955-56	19	8	11	.421	1,369	1,467	Stanley Hall	3,045			
1904-05	6	3	3	.500	—	—	Charles A. Pell	812	1956-57	22	12	10	.545	1,491	1,489	James H. Witham	3,195			
1905-06	12	6	6	.500	—	—	Charles A. Pell	905	1957-58	23	9	14	.391	1,478	1,492	James H. Witham	3,210			
1906-07	9	5	4	.556	312	309	R.F.Seymour	981	1958-59	23	11	12	.478	1,655	1,678	James H. Witham	3,482			
1907-08	8	4	4	.500	305	275	R.F.Seymour	1,013	1959-60	23	15	8	.652	1,758	1,605	James H. Witham	3,428			
1908-09	12	5	7	.417	290	384	R.F.Seymour	995	1960-61	21	16	5	.762	1,636	1,355	James H. Witham	3,616			
1909-10	7	4	3	.571	155	147	Clayton B. Simmons	1,070	1961-62##	24	19	5	.792	1,908	1,628	Norman Stewart	4,070			
1910-11	NO RECORD							1,108	1962-63	23	15	8	.652	1,741	1,631	Norman Stewart	4,567			
1911-12	10	2	8	.200	145	295	H.F.Pasini	1,094	1963-64#	27	23	4	.853	2,120	1,838	Norman Stewart	5,147			
1912-13	10	6	4	.600	NO RECORD		H.F.Pasini	1,202	1964-65	23	16	7	.696	1,744	1,626	Norman Stewart	5,520			
1913-14	10	6	4	.600	257	192	Allen P. Berkstresser	1,297	1965-66	20	13	7	.650	1,354	1,297	Norman Stewart	6,419			
1914-15	12	4	8	.333	266	310	Allen P. Berkstresser	1,406	1966-67	22	11	11	.500	1,599	1,634	Norman Stewart	7,409			
1915-16	NO RECORD							1,741	1967-68	22	15	7	.682	1,139	1,777	Zeke Hogeland	8,213			
1916-17	NO RECORD							1,680	1968-69##	24	15	9	.625	1,991	1,782	Zeke Hogeland	9,058			
1917-18	10	5	5	.500	244	228	No Coach Designated	1,387	1969-70	25	13	12	.520	1,795	1,817	Zeke Hogeland	9,494			
1918-19	8	2	6	.250	135	183	Russel Glaesner	1,125	1970-71	26	6	20	.231	2,005	2,248	Zeke Hogeland	9,723			
1919-20	16	7	9	.250	346	375	IvanDoseff	1,423	1971-72	23	10	13	.435	1,736	1,737	Zeke Hogeland	10,546			
1920-21	12	7	5	.583	260	226	Ivan Doseff	1,402	1972-73	24	11	13	.458	1,795	1,813	Zeke Hogeland	9,846			
1021-22	11	9	2	.818	254	193	L.L. Mendenhall	1,644	1973-74	26	4	22	.154	1,687	2,012	James Berry	9,587			
1922-23	11	10	1	.909	301	208	L.L. Mendenhall	2,130	1974-75	26	6	20	.231	1,824	2,119	James Berry	8,800			
1923-24	12	8	4	.667	242	199	L.L. Mendenhall	2,565	1975-76	26	9	17	.346	1,959	2,102	James Berry	9,777			
1924-25	11	10	1	.909	301	208	Arthur D. Dickinson	2,648	1976-77	27	9	18	.333	1,927	2,027	James Berry	10,300			
1925-26	13	10	3	.769	348	273	Arthur D. Dickinson	2,642	1977-78	27	15	12	.556	1,898	1,869	James Berry	10,342			
1926-27	13	6	7	.462	313	336	Arthur D. Dickinson	2,443	1978-79	29	18	11	.620	2,213	2,055	James Berry	10,343			
1927-28	15	7	8	.467	411	374	Arthur D. Dickinson	2,304	1979-80	25	12	13	.480	1,656	1,627	James Berry	10,200			
1928-29	16	12	4	.750	463	377	Arthur D. Dickinson	2,094	1980-81	27	8	19	.296	1,611	1,832	James Berry	11,020			
1929-30	15	13	2	.867	435	303	Arthur D. Dickinson	2,227	1981-82*	27	12	15	.444	1,649	1,802	James Berry	10,954			
1930-31	12	9	3	.750	406	263	Arthur D. Dickinson	2,169	1982-83	31	13	18	.419	2,010	2,032	James Berry	10,954			
1931-32	16	10	6	.625	482	263	Arthur D. Dickinson	2,049	1983-84	28	18	10	.643	1,932	1,945	James Berry	11,204			
1932-33	13	9	4	.692	430	356	Melvin Fritzel	1,562	1984-85	28	12	16	.429	1,821	1,857	James Berry	11,200			
1933-34	13	8	5	.615	376	362	Arthur D. Dickinson	1,472	1985-86	27	8	19	.296	1,907	1,991	James Berry	11,500			
1934-35	16	6	10	.375	479	553	Arthur D. Dickinson	1,543	1986-87	28	13	15	.464	2,028	2,054	Eldon Miller	11,500			
1935-36	16	6	10	.375	447	493	Arthur D. Dickinson	1,771	1987-88	28	10	18	.357	2,172	2,227	Eldon Miller	11,500			
1936-37	12	5	7	.417	345	345	Arthur D. Dickinson	1,879	1988-89	28	19	9	.679	2,382	2,279	Eldon Miller	11,500			
1937-38	14	9	5	.648	481	436	O.M."Hon" Nordly	1,953	1989-90	32	23	9	.710	2,493	2,328	Eldon Miller	11,500			
1938-39	17	9	8	.529	634	627	O.M."Hon" Nordly	1,926	1990-91	32	13	19	.406	2,170	2,248	Eldon Miller	12,600			
1939-40	18	11	7	.611	630	622	O.M."Hon" Nordly	1,900	1991-92	28	10	18	.357	1,815	1,916	Eldon Miller	12,200			
1940-41	17	11	6	.647	671	626	O.M."Hon" Nordly	1,745	1992-93	27	12	15	.444	1,655	1,778	Eldon Miller	13,163			
1941-42	19	10	9	.526	750	726	O.M."Hon" Nordly	1,502	1993-94	29	16	13	.552	2,174	2,086	Eldon Miller	12,800			
1942-43	12	3	9	.250	456	463	O.M."Hon" Nordly	1,381	1994-95	28	8	20	.400	1,902	2,113	Eldon Miller	12,800			
1943-44	NO BASKETBALL (War Years)								1995-96	27	14	13	.519	2,083	2,039	Eldon Miller	12,800			
1944-45	NO BASKETBALL (War Years)								1996-97	28	16	12	.571	1,996	1,947	Eldon Miller	13,000			
1945-46	20	13	7	.650	869	1,008	O.M."Hon" Nordly	1,233	1997-98	27	10	17	.370	1,869	1,900	Eldon Miller	13,100			
1946-47	20	6	14	.300	888	937	O.M."Hon" Nordly	2,475	1998-99	27	9	18	.333	1,903	1,961	Sam Weaver	13,221			
1947-48	20	14	6	.700	1,054	895	O.M."Hon" Nordly	2,846	1900-99	1,814	939	896	.518							
1948-49	22	16	6	.727	1,215	1,059	O.M."Hon" Nordly	3,083												
1949-50	21	16	5	.762	1,340	1,093	O.M."Hon" Nordly	2,949												
1950-51	23	14	9	.609	1,228	1,162	O.M."Hon" Nordly	2,688												
1951-52	24	14	10	.583	1,397	1,349	O.M."Hon" Nordly	2,352												



# PANTHER HISTORY

## YEAR-BY-YEAR RESULTS

### 1905-06 (Incomplete)

9 Iowa .....51

### 1906-07 (5-4)

16 Iowa .....73  
36 Waterloo West .....34  
48 Waterloo East .....18  
20 Lennox .....33  
23 Leander Clark .....27  
46 Leander Clark .....31  
20 Coe .....39  
37 Waterloo YMCA .....33  
28 Coe .....39  
54 Charles City .....34  
Coach—R.F. Seymour

### 1907-08 (4-4)

23 Grinnell .....51  
53 Drake .....27  
44 Waterloo YMCA .....29  
19 Grinnell .....55  
26 Kansas Normal .....32  
38 Leander Clark .....23  
29 Iowa .....33  
73 Charles City .....25  
Coach—R.F. Seymour

### 1908-09 (5-7)

53 Ellsworth .....26  
44 Waterloo West .....22  
19 Grinnell .....53  
12 Iowa .....42  
5 Grinnell .....33  
32 Leander Clark .....24  
43 Waterloo YMCA .....20  
9 Iowa .....49  
34 Leander Clark .....27  
16 Missouri North .....38  
8 Kansas Normal .....24  
14 Des Moines .....31  
YMCA .....31  
Coach—R.F. Seymour

### 1909-10 (4-3)

23 Charles City .....26  
11 Waterloo YMCA .....27  
11 Iowa .....34  
23 Kansas Normal .....17  
34 Cornell .....33  
22 Cornell .....10  
31 Waterloo YMCA .....20  
Coach—Clayton B. Simmons

### 1910-11 (Incomplete)

17 Iowa .....43

### 1911-12 (2-8)

36 Lennox .....11  
21 Coe .....24  
25 Leander Clark .....32  
17 Charles City .....49  
8 Iowa .....28  
19 Leander Clark .....13  
16 Cornell .....50  
17 Cornell .....32  
9 Coe .....35  
16 Iowa .....21  
Coach—H.F. Pasini

### 1912-13 (6-4)

20 Iowa .....24  
15 Iowa .....21  
Coach—H.F. Pasini

### 1913-14 (6-4)

20 Iowa .....21  
12 Drake .....24  
22 Parsons .....14  
23 St. Joseph .....21  
25 Upper Iowa .....29  
43 Charles City .....15  
14 Iowa .....27  
27 St. Joseph .....13  
37 Drake .....12  
34 Charles City .....16  
Coach—Allen P. Berkstresser

### 1914-15 (4-8)

11 Grinnell .....46  
16 Iowa .....44  
16 Drake .....21  
25 Des Moines .....41  
19 Wisconsin .....12  
27 Upper Iowa .....15  
33 Central .....8  
14 Kansas Normal .....26  
15 Dubuque .....17  
22 Wisconsin Normal .....36  
47 Dubuque Gorman .....16  
20 Beloit .....28  
Coach—Allen P. Berkstresser

### 1915-16 (No Record)

Coach—Allen P. Berkstresser

### 1916-17 (Partial Record)

15 Iowa State .....22  
15 Iowa .....33  
Coach—Allen P. Berkstresser

### 1917-18 (5-5)

29 Waterloo YMCA .....13  
23 Cornell .....34  
40 Dubuque .....17  
20 Grinnell .....19  
33 Coe .....34  
17 Dubuque .....13  
29 Upper Iowa .....30  
21 Upper Iowa .....13  
17 Coe .....20  
15 Creighton .....35  
No Coach Designated

### 1918-19 (2-6)

23 Camp Dodge .....29  
14 Des Moines .....12  
23 Cornell .....25  
13 Coe .....26  
17 Grinnell .....18  
20 Des Moines .....31  
19 Coe .....16  
6 Upper Iowa .....26  
Coach—Russell Glaesner

### 1919-20 (7-9)

15 Cedar Valley .....14  
13 Cornell .....22  
19 Iowa State .....28  
28 William Penn .....13  
32 Waterloo Legion .....22  
12 Cornell .....34  
31 Iowa Wesleyan .....27  
18 Dubuque .....36  
33 Parsons .....15  
11 Dubuque .....47  
24 Lennox .....25  
33 Des Moines .....16  
15 Lennox .....18  
8 Des Moines .....16  
22 Simpson .....34  
32 Upper Iowa .....8  
Coach—Ivan Doseff

### 1920-21 (7-5)

14 Parsons .....24  
14 Iowa Wesleyan .....29  
24 Lennox .....22  
32 Buena Vista .....6  
21 Morningside .....14  
14 Des Moines .....21  
18 Dubuque .....35  
23 Lennox .....15  
29 Iowa Wesleyan .....5  
25 Upper Iowa .....10  
20 Dubuque .....34  
26 Buena Vista .....11  
Coach—Ivan Doseff

### 1921-22 (9-2)

13 Luther .....17  
24 Luther .....18  
28 Simpson .....24  
31 Still .....14

25 William Penn .....8  
26 Buena Vista .....17  
18 Upper Iowa .....24  
23 Simpson .....18  
20 William Penn .....16  
26 Still .....21  
20 Upper Iowa .....16  
Coach—L.L. Mendenhall

### 1922-23 (10-1)

22 Cornell .....21  
33 Still .....16  
34 Luther .....16  
27 William Penn .....17  
15 Simpson .....12  
23 Still .....17  
28 Upper Iowa .....13  
29 William Penn .....17  
28 Simpson .....19  
23 Cornell .....24  
25 Upper Iowa .....13  
Coach—L.L. Mendenhall

### 1923-24 (8-4)

21 Hamilton .....9  
33 Hamilton .....20  
23 William Penn .....14  
26 William Penn .....22  
25 Iowa Wesleyan .....8  
17 Parsons .....13  
10 Simpson .....25  
19 Upper Iowa .....14  
15 Iowa Wesleyan .....17  
31 Upper Iowa .....17  
10 Simpson .....22  
12 Parsons .....16  
Coach—L.L. Mendenhall

### 1924-25 (10-1)

20 Ellsworth .....18  
26 Dubuque .....24  
34 William Penn .....16  
31 Upper Iowa .....15  
27 Simpson .....16  
38 Dubuque .....25  
28 Parsons .....22  
19 Upper Iowa .....7  
22 Simpson .....25  
27 Parsons .....23  
29 William Penn .....17  
Coach—A.D. Dickinson

### 1925-26 (10-3)

32 Central .....22  
34 Iowa Wesleyan .....14  
33 William Penn .....31  
24 Central .....14  
18 William Penn .....25  
27 Simpson .....24  
18 Upper Iowa .....13  
20 Parsons .....19  
20 Parsons .....31  
36 Iowa Wesleyan .....23  
37 Upper Iowa .....12  
14 Luther .....21  
35 Luther .....24  
Coach—A.D. Dickinson

### 1926-27 (6-7)

22 Cornell .....24  
14 Coe .....15  
23 Coe .....20  
16 Upper Iowa .....24  
35 William Penn .....22  
22 Central .....37  
24 Iowa Wesleyan .....19  
17 Parsons .....27  
34 William Penn .....33  
17 Parsons .....27  
42 Iowa Wesleyan .....24  
16 Central .....44  
31 Upper Iowa .....20  
Coach—A.D. Dickinson

### 1927-28 (7-8)

34 Cornell .....31  
22 Luther .....25  
23 Upper Iowa .....24  
20 Iowa Wesleyan .....36

28 Parsons .....39  
16 Luther .....19  
28 William Penn .....19  
32 Upper Iowa .....22  
33 Central .....18  
40 Buena Vista .....17  
16 Des Moines .....23  
23 Parsons .....25  
42 William Penn .....33  
33 Central .....17  
21 Iowa Wesleyan .....26  
Coach—A.D. Dickinson

### 1928-29 (12-5)

23 Cornell .....34  
18 Coe .....24  
26 Columbia .....20  
24 Columbia .....22  
20 Luther .....21  
33 Dubuque .....21  
37 Parsons .....29  
43 William Penn .....28  
38 Upper Iowa .....16  
21 Luther .....27  
41 Des Moines .....30  
29 West Union .....26  
25 Upper Iowa .....19  
26 Central .....19  
36 William Penn .....25  
25 Parsons .....16  
27 Iowa State .....29  
Coach—A.D. Dickinson

### 1929-30 (13-2)

20 Cornell .....22  
21 Coe .....14  
26 Columbia .....22  
39 Parsons .....14  
23 William Penn .....19  
30 Simpson .....28  
30 Upper Iowa .....19  
27 Parsons .....18  
21 William Penn .....17  
20 Luther .....28  
42 Upper Iowa .....21  
34 Simpson .....27  
24 Columbia .....19  
43 Dubuque .....10  
35 Luther .....25  
Coach—A.D. Dickinson

### 1930-31 (9-3)

27 Coe .....17  
47 Dubuque .....13  
47 Simpson .....17  
12 Luther .....25  
41 Parsons .....22  
23 Dubuque .....16  
28 Columbia .....35  
35 Simpson .....30  
17 Luther .....27  
38 Parsons .....24  
55 William Penn .....13  
36 Columbia .....24  
Coach—A.D. Dickinson

### 1931-32 (10-6)

29 Oklahoma A&M .....27  
29 Coe .....26  
18 Carleton .....31  
22 Hamline .....29  
32 Columbia .....24  
41 Simpson .....24  
14 Luther .....25  
19 Central .....32  
35 Columbia .....18  
21 Luther .....34  
47 William Penn .....20  
33 Parsons .....30  
36 Simpson .....24  
32 Parsons .....30  
37 William Penn .....31  
37 Central .....43  
Coach—A.D. Dickinson

### 1932-33 (9-4)

32 Coe .....34  
23 Iowa State .....29  
28 Hamline .....22  
49 Columbia .....17

32 Luther .....29  
40 Parsons .....37  
41 William Penn .....25  
40 Columbia .....44  
26 Simpson .....22  
40 William Penn .....44  
27 Parsons .....24  
30 Luther .....27  
22 Simpson .....26  
Coach—Melvin Fritzel

### 1933-34 (9-5)

34 Columbia .....17  
34 Grinnell .....33  
27 Coe .....18  
22 Grinnell .....30  
34 Cornell .....32  
30 Cornell .....35  
29 Coe .....31  
20 Columbia .....36  
29 Simpson .....27  
35 Luther .....21  
31 William Penn .....38  
36 Luther .....24  
28 Simpson .....24  
42 William Penn .....25  
Coach—A.D. Dickinson

### 1934-35 (6-10)

25 Grinnell .....24  
20 William Penn .....21  
25 Coe .....30  
36 Luther .....32  
25 Cornell .....37  
42 Morningside .....49  
24 Grinnell .....43  
28 Simpson .....25  
24 Luther .....29  
47 Morningside .....38  
37 Cornell .....48  
31 Omaha .....45  
34 Simpson .....31  
29 Coe .....33  
29 William Penn .....26  
23 Omaha .....42  
Coach—A.D. Dickinson

### 1935-36 (6-10)

15 Coe .....16  
23 Morningside .....22  
28 South Dakota .....41  
32 South Dakota State .....30  
21 Coe .....28  
31 North Dakota .....43  
30 Morningside .....33  
27 South Dakota .....26  
37 South Dakota State .....39  
23 North Dakota State .....31  
29 North Dakota .....52  
25 North Dakota State .....35  
37 Omaha .....26  
21 Omaha .....34  
29 Luther .....18  
39 Luther .....19  
Coach—A.D. Dickinson

### 1936-37 (5-7)

22 Grinnell .....18  
21 Coe .....22  
23 North Dakota .....25  
38 Grinnell .....46  
36 South Dakota State .....35  
22 Morningside .....25  
16 Morningside .....32  
33 Omaha .....24  
23 North Dakota State .....28  
35 Coe .....34  
30 South Dakota .....34  
46 Omaha .....31  
Coach—A.D. Dickinson

### 1937-38 (9-5)

26 Iowa State .....30  
36 Washington .....32  
University .....32  
46 Coe .....41  
40 Coe .....21  
28 Iowa State .....35  
33 Omaha .....30  
33 North Dakota .....42

# PANTHER HISTORY

97

34	North Dakota State.....25
29	South Dakota State.....18
28	South Dakota.....22
55	Omaha.....43
29	Morningside.....23
30	Hamline.....33
34	Morningside.....41
	Coach—O.M. Nordly

## 1938-39 (9-8)

36	Coe.....26
33	Hamline.....35
51	Western Illinois.....43
38	Iowa State.....29
39	Coe.....32
36	Grinnell.....52
32	Iowa State.....43
35	North Dakota.....23
34	Morningside.....48
25	Grinnell.....29
38	South Dakota.....50
41	South Dakota State.....50
53	Omaha.....24
45	North Dakota State.....43
24	Omaha.....19
32	Western Illinois.....58
42	Morningside.....17
	Coach—O.M. Nordly

## 1939-40 (11-7)

40	Coe.....27
40	Grinnell.....38
39	Coe.....38
30	Northeast Missouri.....28
37	Southwest Louisiana.....29
23	Coe.....29
28	Detroit.....34
24	Western Illinois.....34
36	South Dakota State.....31
26	South Dakota.....39
40	North Dakota State.....44
32	North Dakota.....30
43	Omaha.....32
33	Grinnell.....32
40	Morningside.....33
40	Northeast Missouri.....42
39	Omaha.....48
40	Morningside.....39
	Coach—O.M. Nordly

## 1940-41 (11-6)

24	St. Thomas.....35
49	Coe.....38
49	Southwest Louisiana.....24
32	Wayne State.....29
49	North Dakota.....40
50	Western Illinois.....52
37	South Dakota.....45
49	South Dakota State.....36
27	Omaha.....47
20	Chicago Technical.....19
40	Coe.....36
61	North Dakota State.....53
24	Chicago Technical.....22
56	Morningside.....42
27	Omaha.....19
36	Wayne State.....41
41	Morningside.....48
	Coach—O.M. Nordly

## 1941-42 (10-9)

36	St. Thomas.....44
31	Chicago Technical.....34
33	Milwaukee Technical.....50
44	Chicago Technical.....33
22	Morningside.....34
39	Grinnell.....47
38	South Dakota State.....37
40	Western Illinois.....35
33	North Dakota State.....44
43	Omaha.....35
48	South Dakota.....26
48	Luther.....39
60	Western Illinois.....45
50	North Dakota.....38
34	North Dakota State.....38
47	Omaha.....42
21	Luther.....32
35	Morningside.....42
48	Grinnell.....31
	Coach—O.M. Nordly

## 1942-43 (3-9)

35	Loras.....50
27	South Dakota State.....46
36	Loras.....38
44	Grinnell.....28
33	Iowa State.....34
28	North Dakota.....32
58	Augustana.....36
32	South Dakota.....35
33	Morningside.....36
42	South Dakota State.....46
38	Augustana.....40
50	Morningside.....42
	Coach—O.M. Nordly

## 1943-44

No Basketball (War Years)

## 1944-45

No Basketball (War Years)

## 1945-46 (13-7)

96	Grinnell.....32
33	Drake.....36
75	St. Ambrose.....32
58	Northern Illinois.....38
60	South Dakota State.....28
61	Simpson.....39
40	South Dakota State.....49
53	Augustana.....41
48	Loras.....43
50	South Dakota.....45
47	Morningside.....49
52	Simpson.....44
46	Augustana.....32
45	St. Ambrose.....35
46	Ottumwa P-F.....42
38	Hamline.....51
37	Ottumwa P-F.....71
43	Loras.....56
58	Montana State.....42
22	Pepperdine.....64
	Coach—O.M. Nordly

## 1946-47 (6-14)

53	Ottumwa P-F.....40
44	Hamline.....48
36	Iowa State.....47
47	St. Ambrose.....37
39	Western Illinois.....56
35	Northern Illinois.....37
36	Emporia.....46
48	Ottumwa P-F.....51
35	Milwaukee.....44
	Tech College.....44
42	North Dakota.....45
49	North Dakota State.....42
60	South Dakota State.....53
34	Augustana.....35
36	Western Michigan.....45
46	Morningside.....42
48	South Dakota State.....67
62	St. Ambrose.....44
42	Western Illinois.....49
54	Western Michigan.....63
42	Augustana.....46
	Coach—O.M. Nordly

## 1947-48 (14-6)

49	Drake.....58
54	South Dakota.....29
53	North Dakota.....39
45	Simpson.....44
52	Luther.....38
48	Gustavus Adolphus.....53
68	Mankato State.....59
69	South Dakota State.....42
47	Iowa State.....52
40	North Dakota State.....40
42	South Dakota.....33
71	Morningside.....49
69	Luther.....43
59	Augustana.....37
37	South Dakota State.....41
40	Luther.....48
45	Augustana.....44
41	Morningside.....40
58	Luther.....42
58	San Jose State.....64
	Coach—O.M. Nordly

## 1948-49 (16-6)

63	Upper Iowa.....35
60	South Dakota.....46
52	Nebraska.....63
49	St. Olaf.....35
41	Ithaca.....40
47	Kansas State.....54
56	Mankato State.....52
69	St. John's.....45
57	North Dakota.....41
47	South Dakota State.....35
42	Augustana.....40
54	South Dakota State.....46
53	Wisconsin-River Falls.....55
71	North Dakota State.....52
51	North Dakota.....60
60	Carleton.....48
55	Morningside.....57
61	Loras.....52
51	Augustana.....34
62	Morningside.....42
65	Wisconsin-River Falls.....64
49	Emporia.....63
	Coach—O.M. Nordly

## 1949-50 (16-5)

77	Central.....20
70	St. Olaf.....56
69	Central.....47
54	Nebraska.....60
63	North Dakota.....66
64	Fresno State.....42
48	Wisconsin-LaCrosse.....43
63	Wisconsin-River Falls.....49
68	South Dakota State.....59
68	South Dakota.....43
75	Morningside.....56
66	North Dakota.....70
57	North Dakota State.....48
59	Loras.....64
57	North Dakota State.....45
44	South Dakota.....60
65	Morningside.....53
85	Augustana.....44
62	Augustana.....59
67	South Dakota State.....66
59	Carleton.....43
	Coach—O.M. Nordly

## 1950-51 (14-9)

57	Mankato State.....39
48	Carleton.....60
57	Upper Iowa.....43
38	Wisconsin-LaCrosse.....48
60	North Dakota.....51
55	Nebraska.....63
57	Hastings.....58
46	Hastings.....49
60	Grinnell.....63
56	North Dakota State.....54
59	Augustana.....52
61	South Dakota.....48
55	Morningside.....53
54	Loras.....51
50	North Dakota State.....39
71	Morningside.....60
51	South Dakota.....55
51	South Dakota State.....41
42	South Dakota State.....55
56	Augustana.....39
45	North Dakota State.....40
57	North Dakota.....63
42	Augustana.....38
	Coach—O.M. Nordly

## 1951-52 (14-10)

46	North Central.....57
44	Nebraska.....60
70	Warburg.....56
58	Mankato State.....56
53	St. Thomas.....51
74	North Dakota.....53
72	Coe.....49
62	Luther.....60
67	St. Thomas.....51
63	South Dakota State.....53
51	South Dakota.....48
54	North Dakota.....55
57	North Dakota State.....60
46	Grinnell.....54
73	St. Ambrose.....57

39	North Dakota State.....37
63	Morningside.....93
51	South Dakota.....52
54	Augustana.....58
52	South Dakota State.....50
74	Augustana.....60
57	Morningside.....58
69	Loras.....68
48	Carleton.....53
	Coach—O.M. Nordly

## 1952-53 (14-11)

51	St. Thomas.....83
65	North Central.....83
41	Mankato State.....77
66	Warburg.....73
66	Loras.....55
74	North Dakota.....65
74	Simpson.....69
57	St. Thomas.....74
68	South Dakota.....52
66	Grinnell.....69
58	Carleton.....67
67	North Dakota State.....59
66	South Dakota.....60
80	Morningside.....77
58	South Dakota State.....51
67	Augustana.....60
40	South Dakota State.....66
71	North Dakota State.....65
73	North Dakota.....85
90	Morningside.....72
79	Augustana.....63
62	Carleton.....73
70	Cornell.....57
90	St. Ambrose.....78
57	Stetson.....75
	Coach—O.M. Nordly

## 1953-54 (6-15)

61	Cornell.....65
62	Warburg.....64
61	North Dakota.....71
71	Loras.....89
42	St. Thomas.....87
70	St. Thomas.....86
54	Macalester.....62
64	South Dakota.....48
61	North Dakota State.....65
61	North Dakota.....53
73	North Dakota State.....65
46	South Dakota.....61
69	Morningside.....79
82	Grinnell.....84
65	Augustana.....50
63	South Dakota State.....70
58	Morningside.....66
58	South Dakota State.....54
87	Augustana.....63
57	Mankato State.....66
65	Cornell.....84
	Coach—O.M. Nordly

## 1954-55 (11-11)

100	Loras.....76
74	Warburg.....70
73	Southwest Kansas.....82
63	North Dakota State.....78
67	North Dakota.....71
94	Augustana.....66
78	Morningside.....71
49	North Dakota State.....66
83	Cornell.....93
64	South Dakota.....61
60	Cornell.....82
73	Loras.....81
76	North Dakota State.....70
67	South Dakota.....68
74	Morningside.....83
83	South Dakota State.....65
70	South Dakota State.....98
87	Augustana.....86
85	Grinnell.....88
89	North Dakota.....71
103	Morningside.....71
95	Augustana.....57
	Coach—Stanley Hall

## 1955-56 (8-11)

52	Grinnell.....73
75	Cornell.....72

63	Winona State.....52
70	North Dakota.....75
75	Warburg.....91
86	Wisconsin-LaCrosse.....102
81	North Dakota State.....86
66	North Dakota.....87
81	South Dakota.....58
76	North Dakota State.....71
79	Loras.....69
59	Augustana.....72
56	South Dakota State.....93
81	Augustana.....69
70	South Dakota State.....88
72	Morningside.....67
64	South Dakota.....73
75	Cornell.....90
88	Morningside.....79
	Coach—Stanley Hall

## 1956-57 (12-10)

66	Loras.....77
59	Cornell.....72
79	Winona State.....81
71	North Dakota.....48
72	North Dakota State.....54
75	Northwest Missouri.....62
68	Luther.....64
91	Warburg.....74
67	Wisconsin-LaCrosse.....65
60	South Dakota.....87
72	Morningside.....78
62	Warburg.....59
71	North Dakota State.....65
52	South Dakota.....55
62	South Dakota State.....70
53	South Dakota State.....82
67	Augustana.....76
65	Cornell.....60
64	Augustana.....55
51	Morningside.....60
76	Grinnell.....67
88	North Dakota.....78
	Coach—James Witham

## 1957-58 (9-14)

85	Detroit Tech.....68
57	Northwest Missouri.....52
54	Washburn.....65
61	Cornell.....62
51	North Dakota State.....70
61	North Dakota.....47
65	Mankato State.....55
57	Warburg.....54
62	Grinnell.....52
71	Loras.....73
66	Cornell.....79
67	South Dakota State.....72
59	Augustana.....60
50	South Dakota.....62
58	North Dakota State.....65
56	North Dakota.....65
72	Morningside.....90
70	South Dakota.....84
62	Mankato State.....56
94	Morningside.....55
56	Warburg.....62
69	South Dakota State.....83
65	Augustana.....51
	Coach—James Witham

## 1958-59 (11-12)

53	Northeast Missouri.....54
57	Macalester.....70
67	North Dakota.....59
107	North Dakota State.....109
71	Cornell.....64
65	Mankato State.....59
85	Gustavus Adolphus.....78
61	Warburg.....64
74	North Dakota State.....72
72	Morningside.....68
73	Cornell.....74
58	South Dakota.....63
69	Augustana.....52
57	South Dakota.....69
75	Morningside.....80
75	South Dakota State.....92
70	Augustana.....67
77	South Dakota State.....99
73	Warburg.....78
68	Loras.....85
95	Omaha.....73



80	Hamline .....	78
73	North Dakota .....	71
	Coach—James Witham	

#### 1959-60 (15-8)

72	Northeast Missouri .....	86
75	Macalester .....	65
71	Northern Illinois .....	81
74	Illinois State .....	87
78	North Dakota .....	53
74	Grimmell .....	65
76	Northern Illinois .....	62
69	Mankato State .....	63
75	South Dakota .....	86
72	South Dakota State .....	82
72	Augustana .....	76
85	North Dakota State .....	62
101	Morningside .....	69
73	South Dakota .....	77
87	South Dakota State .....	79
67	Omaha .....	60
90	North Dakota State .....	82
71	North Dakota .....	61
62	Wartburg .....	69
90	Morningside .....	64
78	Loras .....	51
73	Augustana .....	61
73	Hamline .....	64
	Coach—James Witham	

#### 1960-61 (16-5)

68	Nebraska .....	78
65	Macalester .....	54
75	Northern Illinois .....	56
79	North Dakota State .....	58
96	St. Ambrose .....	60
100	Wartburg .....	53
63	North Dakota .....	65
87	North Dakota State .....	81
80	Loras .....	51
71	South Dakota .....	66
69	South Dakota State .....	77
87	Morningside .....	64
71	South Dakota .....	69
83	Morningside .....	49
81	South Dakota State .....	82
71	Augustana .....	59
59	Mankato State .....	81
86	Winona State .....	67
80	North Dakota .....	66
86	Wartburg .....	64
	Coach—James Witham	

#### 1961-62 (19-5)

83	Macalester .....	57
64	Winona State .....	60
78	Western Illinois .....	75
69	Parsons .....	66
95	Illinois State .....	76
75	Cornell .....	51
73	South Dakota State .....	73
67	Morningside .....	72
87	South Dakota .....	97
84	Loras .....	49
73	North Dakota State .....	51
85	South Dakota .....	60
92	Augustana .....	68
71	North Dakota State .....	58
85	North Dakota .....	79
92	Wartburg .....	67
74	South Dakota State .....	66
68	Augustana .....	71
84	Mankato State .....	74
98	Morningside .....	74
78	North Dakota .....	60
81	Augustana .....	78
81	Hamline .....	68
77	Nebraska Wesleyan .....	78
	Coach—Norman Stewart	

#### 1962-63 (15-8)

76	Macalester .....	65
91	Winona State .....	55
83	Western Illinois .....	69
59	Nebraska .....	78
81	Bemidji State .....	70
89	Parsons .....	75
66	Cornell .....	82
80	MacMurray .....	67
73	Morningside .....	68
66	South Dakota .....	83

89	Augustana .....	61
71	North Dakota .....	76
68	North Dakota State .....	65
74	South Dakota .....	59
68	Augustana .....	64
74	South Dakota State .....	83
79	South Dakota State .....	84
63	Loras .....	71
62	Mankato State .....	79
79	Morningside .....	66
75	Wartburg .....	65
84	North Dakota .....	69
92	North Dakota State .....	77
	Coach—Norman Stewart	

#### 1963-64 (23-4)

80	Buena Vista .....	58
59	Iowa State .....	54
86	Winona State .....	75
71	Mankato State .....	59
73	North Dakota State .....	51
68	North Dakota .....	62
85	Wartburg .....	59
73	Western Illinois .....	68
70	Northern Illinois .....	59
75	MacMurray .....	56
65	Western Illinois .....	75
96	South Dakota State .....	74
90	Morningside .....	62
89	North Dakota State .....	62
82	South Dakota .....	74
88	Northern Illinois .....	80
89	Augustana .....	48
79	Morningside .....	63
96	South Dakota .....	84
101	North Dakota .....	79
51	South Dakota State .....	83
80	Augustana .....	75
71	Washington .....	70
	University .....	56
71	Mankato State .....	64
93	Southeast Missouri .....	85
67	Evansville .....	82
72	North Carolina A&T .....	91
	Coach—Norman Stewart	

#### 1964-65 (16-7)

54	Iowa State .....	50
62	Mankato State .....	64
78	Macalester .....	68
48	Southern Illinois .....	67
71	Washington .....	82
	University .....	69
53	North Dakota .....	69
87	Western Illinois .....	73
83	Northern Illinois .....	69
106	Wartburg .....	80
66	South Dakota .....	77
66	Morningside .....	72
104	Winona State .....	85
76	South Dakota State .....	74
82	North Dakota State .....	69
69	North Dakota State .....	66
60	North Dakota .....	63
68	Northern Illinois .....	64
73	Augustana .....	69
88	South Dakota State .....	79
93	South Dakota .....	67
80	Western Illinois .....	63
74	Augustana .....	71
103	Morningside .....	86
	Coach—Norman Stewart	

#### 1965-66 (13-7)

62	Mankato State .....	56
43	Southern Illinois .....	68
74	Northeast Missouri .....	70
54	Iowa State .....	73
68	North Dakota State .....	74
55	North Dakota .....	86
29	North Dakota .....	49
78	Morningside .....	54
56	South Dakota State .....	67
84	Wartburg .....	60
62	South Dakota .....	49
69	Augustana .....	64
56	South Dakota State .....	75
88	North Dakota State .....	74
69	North Dakota .....	61
80	South Dakota State .....	67
70	South Dakota .....	57

78	Morningside .....	62
86	Augustana .....	75
93	Morningside .....	56
	Coach—Norman Stewart	

#### 1966-67 (11-11)

78	Iowa State .....	79
85	Western Illinois .....	80
58	Southern Illinois .....	93
84	Bemidji State .....	67
62	Mankato State .....	64
79	Northeast Missouri .....	61
88	Western Illinois .....	69
76	South Dakota State .....	64
56	North Dakota State .....	64
73	South Dakota .....	83
74	Morningside .....	71
64	South Dakota .....	90
58	North Dakota .....	64
71	North Dakota State .....	64
74	Morningside .....	68
85	South Dakota .....	80
70	South Dakota State .....	75
60	Augustana .....	86
81	Augustana .....	53
64	North Dakota .....	92
69	North Dakota State .....	86
90	South Dakota State .....	81
	Coach—Norman Stewart	

#### 1967-68 (15-7)

111	Culver-Stockton .....	80
97	Mankato State .....	67
73	Iowa State .....	99
87	Western Illinois .....	74
88	South Dakota .....	68
69	North Dakota .....	90
105	North Dakota State .....	86
71	South Dakota .....	69
74	North Dakota State .....	71
72	North Dakota .....	85
119	Augustana .....	98
89	Central Missouri .....	74
91	North Dakota State .....	64
78	South Dakota .....	89
94	Morningside .....	73
102	South Dakota State .....	87
78	South Dakota State .....	121
77	Augustana .....	79
111	Western Illinois .....	79
78	Central Missouri .....	79
	State .....	77
94	North Dakota .....	77
81	Morningside .....	68
	Coach—Zeke Hogeland	

#### 1968-69 (15-9)

89	Westmar .....	61
67	Gustavus Adolphus .....	78
80	Montana State .....	82
75	Montana .....	85
90	Upper Iowa .....	70
71	South Dakota State .....	84
68	Augustana .....	75
101	Augustana .....	84
68	South Dakota State .....	80
72	North Dakota .....	77
73	South Dakota State .....	92
89	Gustavus Adolphus .....	61
81	Morningside .....	76
66	South Dakota .....	59
105	Western Illinois .....	69
99	North Dakota State .....	75
55	Southern Illinois .....	73
99	South Dakota .....	90
85	North Dakota .....	60
90	North Dakota State .....	85
80	Mankato State .....	66
109	Morningside .....	63
108	Augustana .....	77
71	North Dakota .....	60
	Coach—Zeke Hogeland	

#### 1969-70 (13-12)

65	Upper Iowa .....	76
70	Buena Vista .....	59
65	Central .....	63
67	Wartburg .....	83
67	South Dakota State .....	74
76	South Dakota .....	80

99	North Dakota .....	82
68	Mankato State .....	50
55	South Dakota State .....	56
59	North Dakota .....	65
67	Wayne State .....	89
72	North Dakota State .....	81
66	North Dakota .....	71
72	Mankato State .....	63
71	North Dakota State .....	67
85	Western Illinois .....	100
79	Loras .....	76
83	Morningside .....	73
74	Morningside .....	71
70	South Dakota .....	81
83	Central Missouri .....	74
	State .....	74
69	Augustana .....	66
72	South Dakota State .....	95
82	Augustana .....	67
59	Mankato State .....	55
	Coach—Zeke Hogeland	

#### 1970-71 (6-20)

65	Bemidji State .....	69
81	Southern Illinois .....	107
71	Nebraska .....	95
70	Wayne State .....	66
69	Western Illinois .....	82
74	Washington .....	61
62	Central Missouri .....	96
75	North Dakota State .....	77
67	Mankato State .....	82
82	North Dakota .....	85
78	Mankato State .....	84
58	Morningside .....	73
100	South Dakota .....	92
85	North Dakota State .....	100
77	North Dakota .....	93
73	Loras .....	86
71	Bradley .....	117
91	Augustana .....	82
78	South Dakota State .....	96
88	South Dakota State .....	106
86	Augustana .....	93
71	North Dakota State .....	73
91	North Dakota .....	74
78	Morningside .....	65
92	South Dakota .....	108
72	Mankato State .....	86
	Coach—Zeke Hogeland	

#### 1971-72 (10-13)

87	Minnesota-Duluth .....	82
56	Eastern Illinois .....	69
91	Western Illinois .....	101
76	Eastern Illinois .....	79
98	Central Missouri .....	71
	State .....	71
54	South Dakota .....	82
72	North Dakota State .....	80
79	Mankato State .....	81
91	Morningside .....	60
74	South Dakota .....	80
69	North Dakota State .....	65
61	North Dakota .....	75
79	Western Illinois .....	82
75	Augustana .....	80
72	South Dakota State .....	78
78	Augustana .....	65
85	South Dakota State .....	81
87	North Dakota State .....	75
61	North Dakota .....	76
85	Morningside .....	74
89	South Dakota .....	77
67	Mankato State .....	62
50	Mankato State .....	62
	Coach—Zeke Hogeland	

#### 1972-73 (11-13)

75	Wayne State .....	60
82	Ball State .....	89
92	Central Ohio .....	59
94	Central Missouri .....	109
67	Northern South .....	74
	Dakota .....	74
73	Mankato State .....	59
73	Augustana .....	69
54	Mankato State .....	59
101	Augustana .....	78

67
----

70	North Dakota State.....71
69	North Dakota.....88
79	South Dakota.....97
80	Morningside.....86
66	Mankato State.....80
69	Eastern Illinois.....77
77	South Dakota State.....71
73	Augustana.....65
77	North Dakota.....98
85	North Dakota State.....97
95	Morningside.....74
112	South Dakota.....84
95	Western Illinois.....94
	Coach—James Berry

## 1976-77 (9-18)

67	Loras.....63
66	Eastern Illinois.....72
79	St. Ambrose.....68
69	Western Illinois.....67
74	Augustana (Ill.).....75
68	Nebraska-Omaha.....77
70	Mankato State.....79
85	South Dakota State.....84
78	Augustana.....74
46	Youngstown State.....48
70	Mankato State.....102
61	Illinois State.....74
68	Augustana.....70
68	South Dakota State.....78
58	North Dakota State.....79
62	North Dakota.....65
77	Nebraska-Omaha.....70
82	South Dakota.....87
66	Morningside.....63
60	Western Illinois.....64
84	Mankato State.....72
78	South Dakota State.....87
83	Augustana.....96
62	North Dakota.....66
86	North Dakota State.....80
78	Morningside.....86
83	South Dakota.....85
	Coach—James Berry

## 1977-78 (15-12)

88	Loras.....84
60	Western Michigan.....68
83	Western Illinois.....99
96	Missouri-St. Louis.....79
65	Wichita State.....81
84	North Dakota State.....82
55	Morningside.....61
71	Augustana.....63
79	Missouri-St. Louis.....63
68	Nebraska-Omaha.....70
77	Augustana (Ill.).....92
64	Augustana.....69
61	South Dakota State.....47
77	Youngstown State.....65
59	North Dakota State.....58
51	North Dakota.....58
67	South Dakota.....58
64	OT Morningside.....62
61	Nebraska-Omaha.....67
49	South Dakota State.....56
65	Augustana.....51
76	Western Illinois.....81
60	North Dakota.....71
69	North Dakota State.....63
83	Morningside.....67
79	South Dakota.....67
76	Illinois State.....82
	Coach—James Berry

## 1978-79 (18-11)

82	Wisconsin-Platteville.....77
53	Kansas State.....82
90	Cornell.....55
84	Northeast Missouri.....77
110	Elmhurst.....71
79	Augustana (Ill.).....76
62	South Dakota.....74
88	Minnesota-Duluth.....71
93	Savannah State.....81
101	OT Armstrong State.....107
72	OT Biscayne.....74
48	Manhattanville.....40
85	Florida South.....70
74	South Dakota.....76
62	Northern Michigan.....71

81	Eastern Illinois.....72
71	Western Illinois.....63
70	Akron.....65
77	Youngstown State.....65
68	Northeast Missouri.....77
90	Northern Michigan.....76
85	Morningside.....63
67	Western Illinois.....78
67	Eastern Illinois.....71
73	St. Louis.....62
61	Youngstown State.....63
88	Akron.....70
84	Nebraska-Omaha.....72
50	Wisconsin-Green Bay.....56
	Coach—James Berry

## 1979-80 (12-13)

72	OT Wisconsin-LaCrosse.....73
38	Kansas State.....84
46	Iowa.....78
79	Winona State.....45
83	Morningside.....47
68	Cornell.....51
78	Western Michigan.....63
68	Loras.....57
66	OT New Orleans.....72
64	Centenary.....65
57	Arkansas State.....71
54	Augustana (Ill.).....71
69	Valparaiso.....55
53	Eastern Illinois.....77
84	Western Illinois.....71
96	St. Ambrose.....61
69	Youngstown State.....72
58	Northern Michigan.....67
78	Southeastern Louisiana.....68
64	Northern Michigan.....71
67	Western Illinois.....63
46	Eastern Illinois.....47
56	Illinois State.....77
70	Youngstown State.....65
73	St. Francis.....57
	Coach—James Berry

## 1980-81 (8-19)

66	Alabama.....93
54	Kansas State.....72
52	Missouri Western.....55
69	Iowa State.....83
51	Centenary.....67
53	Eastern Kentucky.....73
60	Augustana (Ill.).....53
53	Portland State.....75
77	(n)Montana St.....70
63	Arkansas State.....58
52	Iowa.....86
55	New Orleans.....67
61	Southeastern Louisiana.....64
57	Arkansas State.....78
75	Ath. in Action-Canada.....101
70	Pan American.....94
58	OT Valparaiso.....61
65	Campbell.....64
45	OT UNC-Wilmington.....48
54	Loras.....52
70	Centenary.....69
58	2OT Valparaiso.....54
63	Illinois State.....65
71	OT Pan American.....69
62	UNC-Wilmington.....64
64	Western Kentucky.....69
64	OT Campbell.....65
44	Illinois State.....64
	Coach—James Berry

## 1981-82 (12-15)

50	@Kansas State.....86
54	OT Winona State.....53
36	@Arkansas State.....58
66	Luther.....53
53	@Iowa.....84
53	@Wisconsin.....65
58	@Drake.....62
82	Cornell University.....70
74	South Dakota.....53
69	Eastern Kentucky.....60

65	@Iowa State.....78
56	Arkansas State.....49
54	@Wisconsin-Green Bay.....64
67	Chicago State.....64
68	Eastern Illinois.....63
49	@UNC-Wilmington.....63
76	Valparaiso.....70
71	Western Illinois.....68
68	Wisconsin-Green Bay.....61
70	@Valparaiso.....65
84	U.S. International.....64
58	UNC-Wilmington.....60
39	@Illinois State.....62
65	@Eastern Illinois.....74
67	Western Kentucky.....75
56	@Notre Dame.....86
73	@Western Illinois.....92
	Coach—James Berry

## 1982-83 (13-18)

69	Wayne State.....49
69	@Wisconsin.....76
57	@Western Kentucky.....63
61	St. Francis (Pa.).....66
63	Arkansas State.....58
63	@Wisconsin-Green Bay.....73
65	@Drake.....73
102	Bemidji State.....64
60	Illinois State.....66
57	OT @Hawaii.....62
55	Western Illinois.....77
66	Abilene Christian.....56
50	@Iowa State.....73
62	@Missouri.....91
48	@Kansas State.....69
82	Illinois at Chicago.....70
77	Valparaiso.....52
53	@Western Illinois.....67
61	@Eastern Illinois.....73
47	@Arkansas State.....53
69	Wisconsin-Green Bay.....56
71	Eastern Illinois.....67
96	Winona State.....70
85	@Valparaiso.....64
60	Pan American.....51
63	Beloit.....48
69	Western Illinois.....77
63	@Southwest Missouri.....72
60	@Pan American.....61
66	Southwest Missouri.....60
51	@Notre Dame.....75
	Coach—James Berry

## 1983-84 (18-10)

78	Palmetto A&U (Exh.).....56
88	Wayne State.....70
83	Westmar.....67
60	Wisconsin.....59
67	Drake.....55
58	Georgia.....80
86	Austin Peay.....71
64	@Nebraska.....90
78	George Williams.....55
46	@Illinois State.....67
67	Kansas State.....64
75	@Iowa State.....91
65	@Missouri.....80
81	Illinois at Chicago.....79
59	Western Illinois.....52
45	@Southwest Missouri.....62
65	Eastern Illinois.....60
68	Cleveland State.....56
78	@Illinois at Chicago.....90
53	@Valparaiso.....47
71	@Cleveland State.....68
54	Wisconsin-Green Bay.....68
67	@Wisconsin-Green Bay.....62
87	Valparaiso.....71
95	Winona State.....69
59	Southwest Missouri.....51
70	@Western Illinois.....83
64	@Eastern Illinois.....100
79	OT Cleveland State.....93
	Coach—James Berry

## 1984-85 (12-16)

70	Brandon (Exh.).....51
64	OT South Carolina State.....61
57	Youngstown State.....70
79	Illinois Benedictine.....60
59	@Kansas State.....72
85	Aurora College.....52
50	Central Michigan.....51
52	Howard.....62
58	Chicago.....41
56	Missouri.....70
61	Iowa State.....69
63	@Eastern Illinois.....82
62	@Southwest Missouri.....57
69	Winona State.....52
64	Cleveland State.....66
66	Valparaiso.....53
74	Illinois at Chicago.....73
62	@Wisconsin-Green Bay.....76
70	Pan American.....68
60	@Western Illinois.....75
59	@Pan American.....83
82	Eastern Illinois.....90
54	Southwest Missouri.....62
63	@Cleveland State.....79
56	@Valparaiso.....52
73	@Illinois at Chicago.....77
79	Wisconsin-Green Bay.....68
79	Western Illinois.....70
65	@Eastern Illinois.....68
	Coach—James Berry

## 1985-86 (8-19)

94	Rockford College.....55
82	South Carolina State.....60
82	Prairie View A&M.....58
60	@Iowa State.....83
65	@Evansville.....71
62	@Youngstown State.....64
75	Elmhurst.....68
69	@San Diego.....83
86	@Pepperdine.....94
68	St. Francis (Ill.).....70
66	Eastern Illinois.....67
65	Southwest Missouri.....73
88	@Cleveland State.....102
71	@Valparaiso.....70
87	Illinois at Chicago.....92
69	Wisconsin-Green Bay.....61
53	@DePaul.....96
64	Western Illinois.....83
75	Winona State.....55
52	@Eastern Illinois.....68
69	@Southwest Missouri.....76
65	Cleveland State.....80
75	Valparaiso.....58
73	@Illinois at Chicago.....90
52	@Wisconsin-Green Bay.....67
72	@Western Illinois.....74
68	Cleveland State.....73
	Coach—James Berry

## 1986-87 (13-15)

90	Yugoslav-Red Star (Exh.).....93
72	MD-Baltimore County.....54
62	@St. Louis.....74
62	Wisconsin-Platteville.....72
84	Coppin State.....62
60	@Iowa State.....79
52	@Drake.....86
94	Florida International.....81
100	Concordia (NE).....78
71	@UC-Santa Barbara.....85
68	@San Diego State.....66
72	@Northern Illinois.....83
69	Winona State.....70
72	Southwest Missouri.....80
76	@Valparaiso.....76
68	@Illinois at Chicago.....79
58	Wisconsin-Green Bay.....59
99	Northern Illinois.....51
96	@Eastern Illinois.....66
63	@Western Illinois.....59
81	OT Cleveland State.....79
52	@Southwest Missouri.....75
76	Valparaiso.....71

89	Illinois at Chicago.....85
62	@Wisconsin-Green Bay.....73
55	Eastern Illinois.....65
67	Western Illinois.....65
72	@Cleveland State.....81
69	(n) Wisconsin-Green Bay.....75
	Coach—Eldon Miller

## 1987-88 (10-18)

90	William Penn.....62
75	Iowa State.....80
83	@Dayton.....88
93	Winona State.....62
71	(n) Gonzaga.....67
77	@Drake.....88
96	Mankato State.....76
66	@Northern Illinois.....85
90	(n) Louisiana State.....80
56	(n) Wisconsin.....64
69	OT @Illinois at Chicago.....73
90	Morningside.....74
67	@Southwest Missouri.....75
86	2OT Valparaiso.....80
73	Evansville.....88
88	Illinois at Chicago.....75
51	@Wisconsin-Green Bay.....69
126	4OT Eastern Illinois.....121
71	Western Illinois.....73
82	@Cleveland State.....110
78	Southwest Missouri.....93
81	@Valparaiso.....77
70	St. Louis.....91
50	Wisconsin-Green Bay.....62
66	@Eastern Illinois.....78
63	Western Illinois.....66
81	OT Cleveland State.....86
83	Northern Illinois.....84
	Coach—Eldon Miller

## 1988-89 (19-9)

104	Augustana.....86
100	Texas Wesleyan.....78
76	@Iowa.....95
94	Jackson State.....77
109	Youngstown State.....79
72	2OT Dayton.....70
96	@Florida International.....83
73	@Southern Methodist.....80
80	@Iowa State.....88
80	@Stephen F. Austin.....71
82	Warburg.....66
105	@Eastern Illinois.....98
78	@Southwest Missouri.....93
94	Northern Illinois.....98
99	OT Cleveland State.....71
88	Valparaiso.....71
84	@Illinois at Chicago.....79
64	@Wisconsin-Green Bay.....70
87	Western Illinois.....84
87	Drake.....72
83	Eastern Illinois.....79
91	Southwest Missouri.....81
83	@Cleveland State.....121
70	@Valparaiso.....79
96	Illinois at Chicago.....85
65	Wisconsin-Green Bay.....68
73	@Western Illinois.....67
69	(n) Illinois at Chicago.....90
	Coach—Eldon Miller

## 1989-90 (23-9)

99	Missouri Western.....84
71	OT Drake.....63
110	Northwest Missouri.....82
63	Northern Illinois.....59
92	@Sam Houston State.....79
80	@Iowa State.....92
89	@Nevada.....88
49	(n) Georgetown.....83
77	Iowa.....74
120	Stephen F. Austin.....96
100	Sam Houston State.....77
63	@Northern Illinois.....62
61	@Northern Illinois.....64
67	@Eastern Illinois.....65
58	Wisconsin-Green Bay.....59



# PANTHER HISTORY

100

75	Illinois at Chicago.....47
89	@Valparaiso.....80
77	@Cleveland State.....75
72	Southwest Missouri.....82
68	Eastern Illinois.....54
96	Chicago State.....81
50	@Wisconsin-Green Bay.....64
60	@Illinois at Chicago.....63
90	Valparaiso.....62
78	Cleveland State.....76
86	2OT @Southwest Missouri.....94
99	3OT Illinois at Chicago.....94
63	Southwest Missouri.....61
53	Wisconsin-Green Bay.....45
74	(n)Missouri.....71
78	(n)Minnesota.....81
	Coach—Eldon Miller

## 1990-91 (13-19)

61	(n) Old Dominion.....63
57	(n) Bucknell.....71
75	@American (P.R.).....93
58	@Southwest Missouri.....67
76	OT Nevada.....75
68	@Iowa.....72
85	Morningside.....86
68	Iowa State.....62
65	@Wyoming.....99
79	Detroit.....81
63	Eastern Illinois.....62
86	Wisconsin-Oshkosh.....64
64	Northern Illinois.....75
58	Wisconsin-Green Bay.....59
58	@Cleveland State.....67
56	@Akron.....67
53	@Detroit.....62
64	Valparaiso.....55
59	OT @Illinois at Chicago.....61
73	@Western Illinois.....59
51	@Northern Illinois.....77
67	@Wisconsin-Green Bay.....72
83	Drake.....67
72	Cleveland State.....91
68	Akron.....54
73	@Eastern Illinois.....71
86	Illinois at Chicago.....74
53	@Valparaiso.....50
77	Western Illinois.....58
72	@St. Louis.....83
79	(n) OT Cleveland State.....75
63	(n) OT Northern Illinois.....76
	Coach—Eldon Miller

## 1991-92 (10-18)

78	@Southwestern Louisiana.....77
77	Winona State.....53
66	@Iowa State.....84
85	Iowa.....108
76	Southwestern Louisiana.....71
55	Wyoming.....60
56	@UTEP.....90
60	(n) Clemson.....63
83	@Tulsa.....68
56	@Drake.....51
66	Illinois State.....73
54	Tulsa.....70
48	@Southwest Missouri.....73
60	@Wichita State.....65
53	@Bradley.....70
80	Southern Illinois.....69
54	@Creighton.....57
54	Indiana State.....65
76	St. Louis.....66
78	Wichita State.....65
96	Drake.....84
52	Bradley.....54
60	@Illinois State.....72
47	Southwest Missouri.....58
76	Creighton.....56
50	@Indiana State.....55
61	@Southern Illinois.....70
58	(n)Illinois State.....70
	Coach—Eldon Miller

## 1992-93 (12-15)

96	Buffalo.....66
67	Iowa State.....74
44	@Iowa.....64
55	Cal-State Fullerton.....66
61	Nebraska-Omaha.....51
63	@St. Bonaventure.....74
76	Eastern Kentucky.....73
75	@Tulsa.....66
69	@Southern Illinois.....88
61	@Eastern Kentucky.....59
61	Tulsa.....66
74	OT Wichita State.....72
59	@Indiana State.....69
49	@Southwest Missouri.....72
60	Creighton.....68
59	Indiana State.....52
59	Drake.....69
49	Illinois State.....69
47	@Wichita State.....63
81	Bradley.....76
54	Southern Illinois.....51
54	@Creighton.....59
64	OT @Drake.....62
54	Southwest Missouri.....52
46	@Bradley.....72
59	@Illinois State.....71
59	(n)Drake.....63
	Coach—Eldon Miller

## 1993-94 (16-13)

69	Morningside.....67
66	@Iowa State.....79
76	Iowa.....81
71	Drake.....54
61	@Illinois State.....74
71	@Long Island.....57
71	@Cal State-Fullerton.....57
63	@Nebraska.....70
64	@Creighton.....63
62	@Tulsa.....75
70	St. Bonaventure.....74
71	@Wichita State.....77
102	Chicago State.....80
78	Creighton.....60
70	@Southwest Missouri.....58
74	Wichita State.....58
84	Indiana State.....71
68	@Southern Illinois.....89
82	Illinois State.....79
92	Bradley.....72
102	@Drake.....79
63	Tulsa.....69
73	@Indiana State.....82
94	Southern Illinois.....97
54	@Bradley.....68
86	Southwest Missouri.....76
84	(n)Illinois State.....70
79	(n)Tulsa.....73
74	(n)Southern Illinois.....77
	Coach—Eldon Miller

## 1994-95 (8-20)

81	OT (n)New Orleans.....90
75	(n)Niagara.....72
70	(n)Illinois State.....80
61	@Southern California.....69
68	@Loyola-Chicago.....61
48	@Iowa.....80
63	Wartburg.....53
61	(n)Wichita State.....66
97	Long Island.....80
88	OT (n)Nebraska.....95
63	(n)Bradley.....84
53	@Tulsa.....85
67	(n)Drake.....78
59	@Creighton.....64
78	Illinois State.....69
64	@Indiana State.....81
50	@Evansville.....73
62	Iowa State.....81
62	@Southwest Missouri State.....65
59	@Wichita State.....58
77	Indiana State.....76
65	Southern Illinois.....66
75	Southwest Missouri.....79
65	Creighton.....50
69	@Bradley.....94
76	@Illinois State.....91
71	@Drake.....82
75	Tulsa.....90
	Coach—Eldon Miller

## 1995-96 (14-13)

77	Southern Utah.....64
95	@Central Florida.....78
73	Iowa.....78
109	@Nebraska.....104
82	Loyola-Chicago.....72
76	Central Florida.....71
79	Bethune-Cookman.....61
87	@Southwest Missouri.....95
51	Bradley.....60
66	@Southern Illinois.....64
70	@Southern Utah.....81
64	@Evansville.....77
82	Drake.....76
91	Southern Illinois.....65
67	@Indiana State.....78
79	Tulsa.....89
87	Indiana State.....72
91	Evansville.....82
80	@Illinois State.....97
71	@Bradley.....73
64	Southwest Missouri 67 OT
58	@Creighton.....57 OT
68	Wichita State.....80
87	Creighton.....73
83	@Drake.....66
88	@Tulsa.....95
58	(n)Illinois State.....64
	Coach—Eldon Miller

## 1996-97 (16-12)

68	Wisconsin-Green Bay.....51
61	Oral Roberts.....55
46	@Creighton.....62
63	@Iowa.....72
78	@Texas-El Paso.....87 OT
82	(n)Texas A&M.....70
84	@Missouri-Kansas City.....59
59	Creighton.....56
72	@Oral Roberts.....74
77	@Illinois State.....71 OT
77	@Indiana State.....91
79	@Southwest Missouri.....72
79	Southern Illinois.....77
61	Bradley.....67
93	Illinois State.....88 OT
81	@Drake.....68
54	@Evansville.....57
58	Wichita State.....56
70	Southwest Missouri.....80
75	Indiana State.....66
75	Evansville.....63
69	Nebraska.....77
92	@Southern Illinois.....81
61	@Bradley.....77
76	Drake.....55
68	@Wichita State.....81
73	(n)Evansville.....65
65	(n)Illinois State.....69
	Coach—Eldon Miller

## 1997-98 (10-17)

54	@Iowa State.....48
99	@Chicago State.....56
79	Missouri-Kansas City.....61
57	@Wisconsin-Green Bay.....64
84	Iowa.....78
68	Tennessee State.....66
101	Chicago State.....64
75	Creighton.....83
49	@Southern Mississippi.....74
75	@Southern Illinois.....79
59	@Wichita State.....61
74	Drake.....60
64	Bradley.....49
65	@Evansville.....71
66	@Indiana State.....76 OT
57	Wichita State.....67
59	Southwest Missouri.....61
78	Evansville.....71
66	@Bradley.....78
77	@Illinois State.....88
89	Southern Illinois.....91
62	@Southwest Missouri.....84
68	@Drake.....55
62	@Creighton.....74
45	Indiana State.....65
65	Illinois State.....85
72	(n)Southern Illinois.....91
	Coach—Eldon Miller

## 1998-99 (9-18)

68	@Bowling Green State.....70
67	@Iowa.....83
74	@Tennessee State.....70 OT
69	@Miami (FL).....78
61	Iowa State.....57
58	@Indiana State.....71
55	@Wisconsin-Green Bay.....61
78	Wright State.....70
63	Southern Mississippi.....70
66	Southwest Missouri.....81
57	@Bradley.....61
84	@Evansville.....96
69	@Illinois State.....59
66	Evansville.....74
80	Southern Illinois.....58
75	@Southwest Missouri.....83
72	@Drake.....78
79	@Wichita State.....76
81	Creighton.....95
73	Bradley.....76 OT
67	Indiana State.....72
60	@Creighton.....77
87	Wichita State.....82
78	Illinois State.....66
61	@Southern Illinois.....66
83	Drake.....57
72	(n)Wichita State.....74 OT
	Coach—Sam Weaver

# PANTHER HISTORY

## ALL-TIME COACHES



### CHARLES PELL (1903-06)

Though Northern Iowa's basketball history dates back to 1900, partial records exist only before 1905. Charles Pell was the first coach to lead a team for more than one season when he compiled an 11-12 mark between 1903-06.

### R.F. SEYMOUR (1906-09)

R.F. Seymour's three-season record was 14-15, with his best mark coming in his first campaign when he finished at 5-4. One of the highlights was a 53-27 win over in-state rival Drake in 1907-08.

### L.L. MENDENHALL (1921-24)



Former athletic director and head basketball coach L.L. Mendenhall, a member of UNI's Hall of Fame, still holds the record for best percentage

when he compiled a 27-7 record (.794) from 1921-24. His best season was 1922-23, when his team finished 10-1 overall. The school joined the Iowa Conference during his tenure, in 1923.

### ARTHUR D. DICKINSON (1924-32, 1933-37)



Another UNI Hall of Famer, Dickinson is perhaps best known as a track coach and for the still-running Dickinson Relays held at UNI's UNI-Dome.

### O.M. "NON" NORDLY (1937-43, 1945-54)



With a tenure interrupted by World War II, Nordly compiled a 166-127 record and won five conference titles, the first conference crowns earned in school history. His teams also beat Iowa State for the first time, defeating the Cyclones 38-29 in 1938-39. He's a member of UNI's Hall of Fame.

### JAMES WITHAM (1956-61)



Former athletic director and UNI Hall of Famer James Witham won 63 games and lost 49. His last two seasons, he compiled records of 15-8 and 16-5, helping to set the stage for UNI's approaching glory years.

### NORM STEWART (1961-67)



Missouri head coach and UNI Hall of Famer Norm Stewart compiled a 97-42 record, won two conference titles and took the Panthers to two NCAA Tournaments. The team finished 23-4 in 1963-64, a tied record that still stands for games won in a season. His teams beat Iowa State twice—59-54 in 1963-64 and 54-50 in 1964-65.

### ZEKE HOGELAND (1967-73)



Hogeland compiled a 70-74 record, with three straight winning seasons before falling to 6-20 in 1970-71, 10-13 in 1971-72 and 11-13 in 1972-73.

### JAMES BERRY (1973-86)



Jim Berry still holds the mark for having coached the most games in Panther basketball history at 354 after compiling a 144-210 record. His tenure is best known for taking UNI into the NCAA Division I ranks in 1980. He catapulted the Panthers into the Division II playoffs in 1978-79, ending with an 18-11 record, and the team just missed an NIT berth in 1983-84 when it finished 18-10 overall, the same year UNI defeated Wisconsin and Kansas State.

### ELDON MILLER (1986-98)



Former Ohio State head coach Eldon Miller compiled a 164-178 mark with the Panthers. He led the Panthers to their first NCAA Division I tournament in 1990, the same year they defeated Iowa in the UNI-Dome before a state-record crowd of over 22,000. The Panthers joined the Missouri Valley Conference during his tenure.



# PANTHER HISTORY

## YEAR-BY-YEAR COACHING RECORDS

Coach	Years	W	L	Pct.	Titles
No Coach	1900-02	1	3	.250	0
Jones	1902-03	0	2	.000	0
Charles Pell	1903-06	11	12	.478	0
R.F. Seymour	1906-09	14	15	.483	0
Clayton Simmons	1909-10	4	3	.571	0
No Records	1910-11				
H. Pasini	1911-13	8	12	.400	0
Allen Berkstresser	1913-17	10	12	.455	0
No Coach	1917-18	5	5	.500	0
Russell Glaesner	1918-19	2	6	.250	0
Ivan Doseff	1919-21	14	14	.500	0
L.L. Mendenhall	1921-24	27	7	.794	0
Arthur D. Dickinson	1924-32, '33-37	102	66	.607	0
Melvin Fritzel	1932-33	9	4	.692	0
O.M. "Hon" Nordly	1937-43, '45-54	166	127	.567	5
No Basketball	1943-45				
Stanley Hall	1954-56	19	22	.463	0
James Witham	1956-61	63	49	.563	0
Norm Stewart	1961-67	97	42	.698	2
Zeke Hogeland	1967-73	70	74	.486	1
James Berry	1973-86	144	210	.407	1*
Eldon Miller	1986-98	164	178	.480	0
Sam Weaver	1998-99	9	18	.333	0
<b>TOTALS</b>	<b>1900-99</b>	<b>939</b>	<b>881</b>	<b>.516</b>	<b>9</b>

\*1981-82, shared Mid-Continent Conference Title

## PANTHER ASSISTANTS

1999-00	Tom Bardal	1992-93	Kevin Boyle	1985-86	Warren Olson	1978-79	Dan Breitbach
	Ron Smith		Kevin Lehman		Paul Swanson		Bernie Miller
1998-99	Tom Bardal		Sam Skarich		Daniel Traeger	1977-78	Dan Breitbach
	Grady Bean	1991-92	Kevin Boyle	1984-85	David		Bill Runchey
	Ron Smith		Kevin Lehman		Kraayenbrink	1976-77	Dan Breitbach
1997-98	Kevin Boyle		Sam Skarich		Paul Swanson	1975-76	Dan Breitbach
	Jonathan Cox	1990-91	Kevin Boyle		Daniel Traeger		Dan Corken
	Troy Muilenburg		Kevin Lehman	1983-84	David		Gary Leinberger
1996-97	Kevin Boyle		Sam Skarich		Kraayenbrink	1974-75	Dan Breitbach
	Jonathan Cox	1989-90	Kevin Boyle		Paul Swanson		Dan Corken
	Sam Skarich		Kevin Lehman		Daniel Traeger		Jim Kelly
1995-96	Kevin Boyle		Sam Skarich	1982-83	Jim Reed	1973-74	Dan Breitbach
	Jonathan Cox	1988-89	Kevin Boyle		Paul Swanson	1972-73	John Moore
	Sam Skarich		Kevin Lehman		Daniel Traeger	1971-72	Skip Anderson
1994-95	Kevin Boyle		Sam Skarich	1981-82	Jeff Etienne		Duane Jensen
	Kevin Lehman	1987-88	Kevin Boyle		Scott Hogeland		Jim Schultz
	Sam Skarich		Kevin Lehman		Daniel Traeger	1970-71	Skip Anderson
1993-94	Kevin Boyle		Sam Skarich	1980-81	Randy Eccker	1968-69	Ken Green
	Kevin Lehman	1986-87	Kevin Boyle		Scott Hogeland		Duane Josephson
	Sam Skarich		Kevin Lehman		Mark Long	1955-64	Mon Whitford
			Sam Skarich	1979-80	Dan Breitbach	1950-55	James Clark
					Scott Hogeland	1948-49	Barnhart
					Mark Long		



## **PANTHER MEDIA**

**104-105**  
**Covering the Panthers**

**106**  
**Panther Media**

**107**  
**Campus,  
City Maps**

**108**  
**Hotels,  
Restaurants**



# PANTHER MEDIA

## COVERING THE PANTHERS

### MEDIA RELATIONS

The office is located on the west side of the UNI-Dome, above the athletic director's office.

#### MAILING ADDRESS

University of Northern Iowa  
Athletic Media Relations  
UNI-Dome NW Upper  
Cedar Falls, IA 50614-0314

#### OVERNIGHT ADDRESS

University of Northern Iowa  
Athletic Media Relations  
23rd & College Sts.  
Cedar Falls, IA 50614-0314

**OFFICE PHONE:** 319-273-3100

**FAX PHONE:** 319-273-3602

#### WEB ADDRESS

www.uni.edu/athletic

#### STAFF

##### Nancy Justis

Ath. Media Rel. Dir.  
(Home) 319-277-3631  
E-mail:  
nancy.justis@uni.edu

##### Kevin Kane

Assoc. Director  
(Home): 319-277-6828  
E-mail:  
kevin.kane@uni.edu

##### Robert Anderson

Asst. Director  
(Home): 319-268-0217  
E-mail:  
robert.anderson@uni.edu

**Linda Wiges**  
Secretary

**Students:** Mark Beltz,  
Robyn Gillespie, Nate  
Koenigsfeld, Chris  
Nietupski, Eric Pratt

### PRESS LUNCHEONS

Northern Iowa head basketball coach Sam Weaver or one of his staff will be in attendance at the weekly Press Luncheon held each Monday at 12 noon in the back room of Pepper's Sports Bar and Grill located on 18th Street in Cedar Falls. The Press Lunches are open to the public.

### CREDENTIALS

All requests for credentials should be made at least three days in advance. Credentials are left at the UNI-Dome tunnel entrance ticket window after gates open or in the Panther Room located at the northeast corner of the UNI-Dome, concourse level, prior to the gates opening. Complimentary passes will not be available to the media. Only working press will be assigned seats on Press Row. Those media representatives wishing to purchase tickets are urged to contact the UNI-Dome Ticket Office (319-273-6131).

### PARKING

Parking is available in the Wellness Recreation Center lot located north of the UNI-Dome on a first-come, first-served basis. Parking passes are not necessary, since a media list will be given to the parking attendant.

## MEDIA RELATIONS STAFF



**Nancy Justis, Director** Justis is in her 20th year as UNI's Athletic Media Relations

Director after serving as the school's first full-time assistant. A native of Cedar Rapids, IA, she came to UNI in 1974 after one year as a reporter for the Fort Collins (CO) Coloradoan. She spent two years in UNI's Office of Public Relations as an assistant editor and news writer, then moved into sports information in 1976, where she served as the assistant for three years before being named director. She earned her bachelor's degree from Iowa in 1973. She and her husband, Bob, who serves as

### RADIOS

Radio stations should call Randy Hayes, UNI Voice Services Manager, at 319-273-7473 to arrange for telephone lines after receiving permission to broadcast. Stations who wish to use the courtesy line should contact Media Relations Director Nancy Justis. The courtesy line phone number is 319-273-6491. The visiting radio station is seated across the floor from the visitor's bench.

### PHOTOGRAPHERS

Photo passes are limited to daily newspapers, wire services and television photographers, in addition to participating team campus newspapers. Only accredited media are given permission for photo passes.

### PRACTICES

Northern Iowa basketball practices at home will be closed early in the season while the team is meeting in the Physical Education Center. After the team returns to the UNI-Dome, practices will be open. When the team is on the road, persons wishing to watch practice the day before a game should contact Athletic Media Relations Director Nancy Justis. Game-day shoot arounds are open.



**Kevin Kane, Associate A 1984 Northern Iowa graduate,** Kane was named to the Panther

staff in 1988 after pursuing his graduate degree from Western Illinois. He assumed the additional duties of head women's golf coach six years ago. Prior to taking the UNI position, he spent almost five years in radio as a reporter and on-air personality before attending graduate school. A native of Bernard, IA, his wife's name is Laurie. The couple has

### PLAYER INTERVIEWS

Panther players will be available for interviews before practice. All interviews must be arranged through the Athletic Media Relations Office. Contact Nancy Justis at 319-273-6354 to secure interviews. No interviews will be granted day of game, with the exception of postgame interviews. Players' telephone numbers will not be made available to the media. For out-of-town reporters, requests for collect-call telephone interviews may be made with Justis.

### WEAVER INTERVIEWS

Head coach Sam Weaver will be available for interviews at the weekly Press Lunches or before practice. Requests should be made through the Athletic Media Relations Office and Nancy Justis at 319-273-6354.

Weaver also will be available on the road at the Panthers' hotel or before the team's practice. Contact Justis for arrangements. Out-of-town media members wishing to arrange a phone interview with Weaver should contact Justis in the Athletic Media Relations Office.

two daughters—Kelsey and Allison.



**Robert Anderson, Assistant Director** Anderson was named assistant media relations director in August of

1998. A native of Mequon, WI, he is a graduate of the University of Wisconsin-LaCrosse and served an internship at Southern Illinois University where he worked with the Salukis' women's golf team and maintained the athletics web site, among other duties. He also served as the athletics webmaster and as a student assistant in the Sports Information Office at UW-LaCrosse for two years.

## PRESS ROW SERVICES

Working areas for the media are located on the east side of the floor across from the team benches. Coats and other personal belongings may be stored in the Panther Room located at the northeast corner of the arena, concourse-level. Programs, media guides and game notes will be available at Press Row. Halftime and final statistics also will be available at Press Row and handed out in the Panther Room following the game.

## TELEPHONES

Telephone lines at Press Row must be ordered by calling Randy Hayes, UNI Voice Services Manager, at 319-273-7473 during regular office hours at least one week in advance. However, media are asked to file stories from the Panther Room, where phone lines are available. It is recommended media bring their own telephones if needed.

## POST-GAME INTERVIEWS

Head coaches and selected Panther players will be available following each home game in the Panther Room, located at the northeast corner of the UNI-Dome, concourse level, following the 10-minute cooling off period. The UNI locker room is open following the cooling off period.

## SPOTTERS/STATISTICIANS

Spotters and statisticians must be requested at least one week in advance. One FAX machine is available in the Athletic Media Relations Office located on the west side of the UNI-Dome opposite Press Row.

## FAX ON DEMAND

To receive Panther basketball information at your fingertips, dial 770-558-6000 to access Pivotal Communications. The Valley passcode is 682#. Stats are updated by 12 noon the day after the game, and the full release by late Monday afternoons. UNI's document numbers for fax-on-demand include:

Schedule	6710
Roster	6710
Updated Stats	6711
Weekly Release	6713
Last Game Box	6714

## MVC COACHES CALL

Teleconferences with the MVC head coaches will be conducted each Wednesday, on a weekly basis beginning December 1 and continuing through March 1. The telephone number to participate is 913-981-5509. Media will be allowed to ask questions directly of the coaches. The session schedule (all times Central) for 1999-00 is:

Times	Coaches, School
10:05	Jim Molinari, Bradley
10:10	Dana Altman, Creighton
10:15	Kurt Kanaskie, Drake
10:20	Jim Crews, Evansville
10:25	Tom Richardson, Illinois State
10:30	Royce Waltman, Indiana State
10:35	Sam Weaver, Northern Iowa
10:40	Bruce Weber, Southern Illinois
10:45	Barry Hinson, Southwest Missouri
10:50	Randy Smithson, Wichita State

## MISSOURI VALLEY MEDIA SERVICES

The Missouri Valley Conference and league schools offer 24-hour access to the latest news releases, statistics, notes and box scores via a fax-on-demand service. Offered through Pivotal Communications, access may be reached by dialing 770-558-6000 from the handset of your fax machine. Choose from one of the following directories to receive MVC basketball information:

Composite Schedule	6010
Weekly Release	6013
Championship Results	6012
Credential Application	6008
Standings Update	6014
Player of the Week	6009

## HOW TO GET TO THE UNI-DOME

**From North:** Take Highway 218 and proceed south. Turn right on University Avenue. Take University, turn right on Hudson Road, and the UNI-Dome is located on the left.

**From South:** Take Interstate 380 North to Highway 20. Take Highway 20 to Hudson Road and turn right. The UNI-Dome is located on the left.

**From East:** Take Highway 20 West to Hudson Road and turn right. The UNI-Dome is located on the left.

**From Airport:** Take Airport Boulevard to Highway 57 west. Highway 57 west turns into 1st Street. Take 1st Street to Hudson Road and turn left. The UNI-Dome is located on the right.

## TEAM TRAVEL HEADQUARTERS

Nov. 13-14 Earth Grains Classic, St. Louis, MO  
Leave Friday, Nov. 12, commercial flight.  
Return home Sunday, Nov. 14.

Dec. 4 Wright State  
Leave Friday, Dec. 3, commercial flight.  
Return home Sunday, Dec. 5.  
Dec. 19 Iowa State  
Leave Saturday, Dec. 18, charter bus.  
Return home Sunday, Dec. 19.  
Dec. 29 Texas-Pan American  
Leave Tuesday, Dec. 28, commercial flight. Return home Thursday, Dec. 30.  
Jan. 5 Southwest Missouri State  
Leave Tuesday, Jan. 4, commercial flight.  
Return home Thursday, Jan. 6.  
Jan. 9 Drake  
Leave Saturday, Jan. 8, charter bus.  
Return Sunday, Jan. 9.  
Jan. 22 Wichita State  
Leave Friday, Jan. 21, commercial.  
Return Sunday, Jan. 23.  
Jan. 26 Creighton  
Leave Tuesday, Jan. 25, charter bus.  
Return Wednesday, Jan. 26.  
Jan. 29 Illinois State  
Leave Friday, Jan. 28, charter bus.  
Return Saturday, Jan. 29.  
Feb. 5 Bradley  
Leave Friday, Feb. 4, charter bus. Return Saturday, Feb. 5.  
Feb. 17-19 Southern Illinois  
Indiana State  
Leave Wednesday, Feb. 16, commercial flight. Return Sunday, Feb. 20.  
Feb. 23 Evansville  
Leave Wednesday, Feb. 22, charter flight.  
Return Thursday, Feb. 23.

## STAFF DIRECTORY (319 AC)

### Administration

Rick Hartzell, Director of Athletics .....	273-2470
Kevin Buisman, Assoc. Dir./Sports Management .....	273-2689
Dr. Sandra Williamson, Assoc. Dir./Compliance .....	273-6033
Julie Bright, Assoc. Dir./Business & Licensing .....	273-2475
Scott Leisinger, Asst. Dir./Development .....	273-2986
Jersey Jermier, Asst. to the Director .....	273-2470

### Departments

Jim Wegner, Cheerleading & Pom Coord. ....	273-6944
Nancy Justis, Ath. Media Relations .....	273-6354
Dave Kohrs, UNI-Dome Facilities Coord. ....	273-2865
Jim Kramer, Strength & Conditioning .....	273-7867
Vicki Melnick, Academic Advisor .....	273-7719
Steve Nurse, Equipment Manager .....	273-2459
Eric Tyler, Marketing & Promotions .....	273-6944
Sloan Tyler, Ath. Development Coord. ....	273-2471
Heather Woody, Ath. Sales Coord. ....	273-7817
Paul Zakowski, Ticket Manager .....	273-6131

### Head Coaches

Iradge Ahrabi-Fard, Volleyball .....	273-6480
Meredith Bakley, Softball .....	273-2520
John Bermel, Men's Golf .....	273-3100
Chris Bucknam, Men's & Women's Cross Country/Track .....	273-6481
Tony DiCecco, Women's Basketball .....	273-6443
Mike Dunbar, Football .....	273-6175
Rick Heller, Baseball .....	273-6323
Kevin Kane, Women's Golf .....	273-6473
Mark Manning, Wrestling .....	273-6473
Danny May, Men's & Women's Swimming .....	273-2406
Eric Rebhuhn, Men's & Women's Tennis .....	273-7361
Sam Weaver, Men's Basketball .....	273-6175



# PANTHER MEDIA

## FLOODING THE AIR WAVES



Northern Iowa Sports Network personalities, analyst Virg Erickson and Gary Rima, play-by-play.

### NORTHERN IOWA SPORTS NETWORK

KOEL Radio (92.3 FM Oelwein/Waterloo/Cedar Falls) is the rights holder for Northern Iowa football and men's basketball broadcasts. The Network carries a half-hour pre-game and post-game show following each contest.

## KOEL 92.3

Your All Time Country Favorites

Stations on the network besides 92.3 include:  
KWKY (1150 AM Des Moines)  
KNOD (105.3 FM Harlan)  
KLMJ (104.9 FM Hampton)  
KGLO (1300 AM Mason City)  
KMA (960 AM Shenandoah)  
The Panthers' games also are available on UNI's website at [www.uni.edu/athletic/broadcast](http://www.uni.edu/athletic/broadcast)

### RADIOS

Tracey Williams  
KCNZ  
721 Shirley St.  
P.O. Box 248  
Cedar Falls, IA 50613  
Phone: 319-277-1918  
Fax: 319-277-5202

Elwin Huffman  
KCRR  
501 Sycamore St.  
Suite 638  
Waterloo, IA 50703  
Phone: 319-233-9770

Gary Rima  
KOEL Play-by-Play  
1235 1st St. S.E.  
Oelwein, IA 50662  
Phone: 319-283-3944  
Fax: 319-232-0700

Kelly Neff  
KWLO  
Box 1330  
Waterloo, IA 50703  
Phone: 319-234-2200  
Fax: 319-234-4946

Ron Gonder  
WMT  
P.O. Box 2147  
Cedar Rapids, IA 52406  
Phone: 319-395-0533  
Fax: 319-393-0918

### PRINT

J.R. Ogden  
The Gazette  
500 3rd Ave. S.E.  
Cedar Rapids, IA 52401  
Phone: 319-398-8257  
Fax: 319-398-5846

Randy Brubaker  
The Register  
P.O. Box 957

Des Moines, IA 50304  
Phone: 1-800-247-5346  
Fax: 515-286-2504

Sports Editor  
Northern Iowan  
University of Northern Iowa  
Cedar Falls, IA 50614  
Phone: 319-273-2157  
Fax: 319-273-5931

Sports Editor  
Quad-City Times  
P.O. Box 3828  
124 E. 2nd St.  
Davenport, IA 52801  
Phone: 319-383-2220  
Fax: 319-383-2370

Kevin Evans  
The Courier  
P.O. Box 540  
Waterloo, IA 50704  
Phone: 319-291-1466  
Fax: 319-291-2069

### WIRE SERVICE

Chuck Schoffner  
Associated Press  
P.O. Box 1741  
Des Moines, IA 50306  
Phone: 515-243-3281  
Fax: 515-243-1550

### TELEVISION

Northern Iowa basketball will be well-chronicled on the air waves, including television on FOX 28&40. It will telecast the Panthers' December 7 game versus Iowa, the January 2 game versus Creighton and the February 19 game at Indiana State, in addition to the Missouri Valley Conference quarterfinal game. FOX 28&40 also will produce Sam Weaver's weekly coach's show, which is part preview, part promo and part pep rally. The shows will air each Saturday at 11 a.m. The TV voice of the Panthers is Rob Brooks.



Rob Brooks

UNI's game at Drake January 9 will be part of the MVC television package.

Heidi Soliday  
KCCI-TV  
P.O. Box 10305  
Des Moines, IA 50306  
Phone: 515-247-8811  
Fax: 515-244-0202

Chris Miller  
KCRG-TV  
2nd Ave. at 5th St. S.E.  
Cedar Rapids, IA 52401  
Phone: 319-398-8391  
Fax: 319-398-8378

Rod Mackey  
KGAN-TV  
P.O. Box 3131  
Cedar Rapids, IA 52406  
Phone: 319-395-9081  
Fax: 319-395-0113

Bryan Lessly  
KWWL-TV  
KWWL Bldg.  
500 E. 4th St.  
Waterloo, IA 50703  
Phone: 319-291-1246  
Fax: 319-291-1233

### MISCELLANEOUS

Nancy Justis  
Athletic Media Relations Dir.  
University of Northern Iowa  
UNI-Dome NW Upper  
Cedar Falls, IA 50614-0314  
Phone: 319-273-6354  
Fax: 319-273-3602  
e-mail: [nancy.justis@uni.edu](mailto:nancy.justis@uni.edu)

Virg Erickson  
KOEL Color Analyst  
1835 260 St.  
Denver, IA 50622  
Phone: 319-984-6429

Jack Watkins, Asst.  
Commissioner  
Missouri Valley Conference  
1000 Union Station  
Suite 333  
St. Louis, MO 63103  
Phone: 314-421-0339  
Fax: 314-421-3505  
Scoreboard: 314-997-9877

# PANTHER MEDIA

## UNIVERSITY MAP

107



Building numbers begin at the north end of campus and continue to the south.

A, B, C, G, H, R Parking lots

- Metered parking
- ♿ Handicapped permit parking
- ▲ Wheelchair-accessible entrances
- Principal Walkways
- University Buildings
- == Campus streets

### Administration and Institutional Areas

- 38 Art II
- 24 Campanile
- 16 Center for Educational Technology
- 12 Commons
- 29 Conferences & Visitor Services/ University Visitor Center
- 22 Center for Multicultural Education
- 50 Gallagher-Bluedorn Performing Arts Center (open 2000)
- 44 Gilchrist Hall
- 40 Greenhouse
- 15 International Services/ Individual Studies
- 10 Marshall Center School
- 26 Maucker University Union
- 56 Museum
- 53 Physical Plant
- 52 Power Plant
- 27 President's Home
- 14A Student Services Center
- 17 UNI-Dome
- 11 University Health Services
- 51 Visitor & Information Center

### Residence and Dining Areas

- 14 Bartlett Hall
- 2 Bender Hall
- 8 Campbell Hall
- 54 College Courts
- 13 Commons Dining Center
- 4 Dancer Hall
- 42 Hagemann Hall
- 58 Hillside Courts
- 59 Jennings Courts
- 12 Lawther Hall
- 48 Noehren Hall
- 47 Redeker Center
- 61 Residence on the Hill (ROTH)
- 43 Rider Hall
- 49 Shull Hall
- 3 Towers Dining Center
- 60 University Apartments Office

### Academic and Activity Areas

- 6 Athletic Fields
- 34 Baker Hall
- 46 Biology Research Complex
- 5 Camp Adventure<sup>™</sup> Headquarters
- 57 Center for Energy and Environmental Education
- 28 Communication Arts Center
- 9 Continuing Education Non-Credit Programs
- 33 Curris Business Building
- 19 East Gymnasium and Pool
- 55 Industrial Technology Center
- 30 Kamerick Art Building
- 21 Lang Hall (University Auditorium) (closed for renovation 1998-2000)
- 45 Latham Hall
- 41 McCollum Science Hall
- 20 Physics Building
- 1 Price Laboratory School
- 39 Psychology No. 1
- 25 Rod Library
- 32 Russell Hall
- 36 Sabin Hall
- 18 Schindler Education Center
- 37 Seerley Hall
- 31 Strayer-Wood Theatre
- 7 Wellness/Recreation Center
- 23 West Gymnasium
- 35 Wright Hall



Campus Information:  
(319) 273-2311  
UNI-Dome Ticket Information:  
(319) 273-6131  
Visitor and Information Center:  
(319) 273-6864



# PANTHER MEDIA

## HOTELS, TRANSPORTATION

### Cedar Falls

Country Inn & Suites  
2910 S. Main St.  
1-800-456-4000

### Econo Lodge

4117 University Ave.  
1-888-273-5631

### Holiday Inn-University Plaza

5826 University Ave.  
319-277-2230

### Midwest Lodge

4410 University Ave.  
319-277-1550

### University Inn

4711 University Ave.  
319-277-1412

### Waterloo

Best Western Starlite Village  
214 Washington St.  
1-800-528-1234

### Comfort Inn

1945 La Porte Rd.  
319-234-7411

### Exel Inn

3350 University Ave.  
1-800-367-3935

### Heartland Inn

1809 LaPorte Rd.  
319-235-4461

### Holiday Inn-Convention Center

4th & Commercial  
1-800-465-4329

### Holiday Inn Express

2141 La Porte Rd.  
319-233-9191

### Quality Inn & Suites

226 W. 5th St.  
319-235-0301

### Airlines

Northwest	319-233-7579
Trans World	319-234-5538
United	319-233-0818
Waterloo Airport	1-800-283-4483

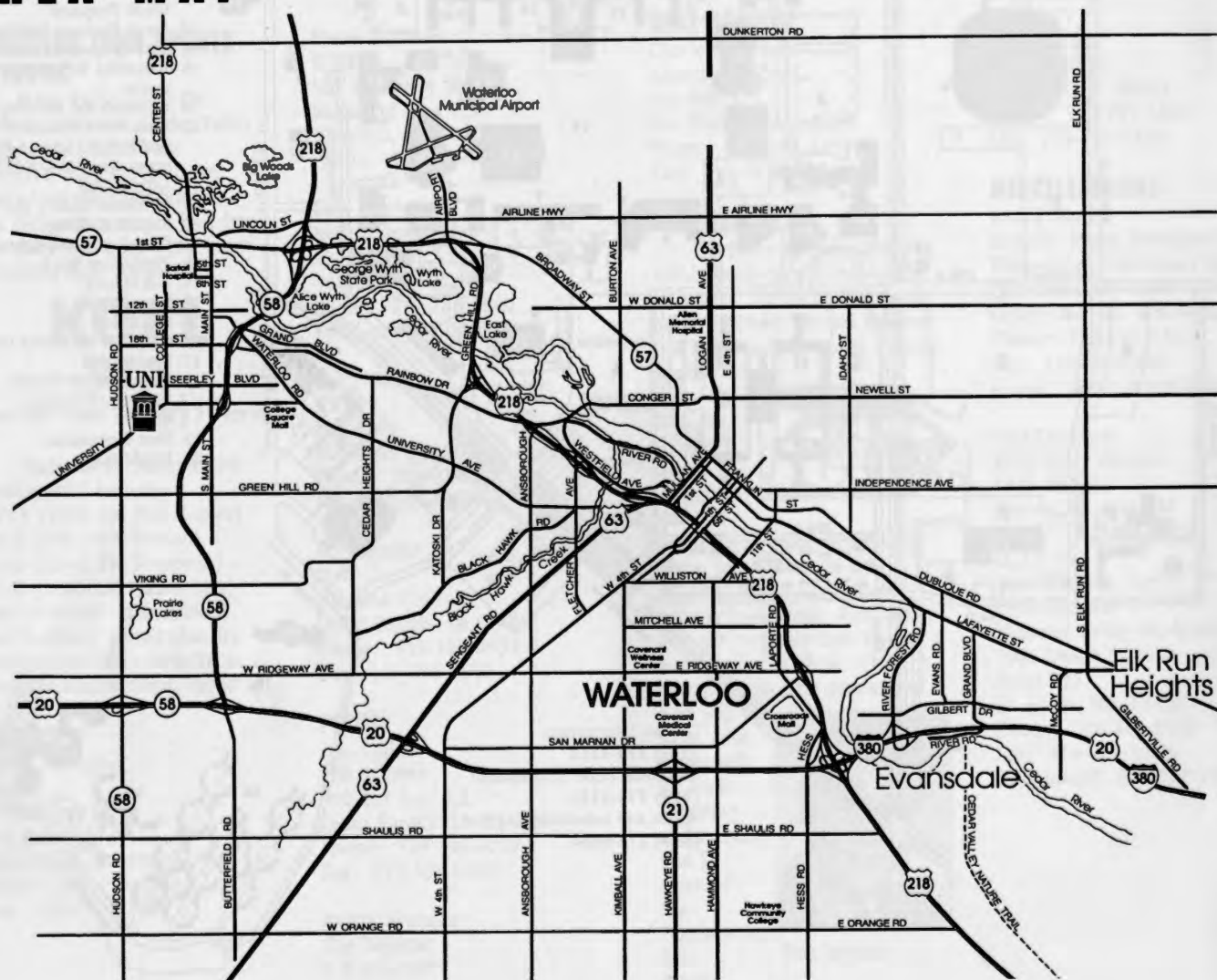
### Car Rentals (Waterloo Airport)

Avis	1-800-831-2847
Deanoh's Taxi	319-273-9082
National	319-233-6838

### Cab Service

Deanoh's Taxi	319-273-9082
Kip's Yellow Cab	319-234-3535

## AREA MAP











## 1999-2000 Northern Iowa Basketball Schedule

### October

30 Purple-Gold Game (Exhib.) 2:30 p.m.  
West Gym

### November

2 Pella Windows (Exhib.) 7:05 p.m.  
West Gym

6 Foreign Exhibition TBA 7:05 p.m.  
West Gym

13 +Alabama at St. Louis, MO 6:05 p.m.

14 +Air Force at St. Louis, MO 4:05 p.m.

23 UMKC 7:05 p.m.

27 Tennessee State 1:05 p.m.

### December

2 Wisconsin-Green Bay 7:05 p.m.

4 at Wright State 6:00 p.m.

7 Iowa (FOX 28&40) 7:05 p.m.

11 Bowling Green State 3:35 p.m.

19 at Iowa State 6:05 p.m.

29 at Texas-Pan American 7:30 p.m.

### January

2 \*Creighton (FOX 28&40) 4:05 p.m.

5 \*at Southwest Missouri State 7:05 p.m.

9 \*at Drake (MVC-TV) 2:05 p.m.

12 \*Bradley 7:05 p.m.

15 \*Illinois State 7:05 p.m.

17 \*Evansville 7:05 p.m.

22 \*at Wichita State 7:35 p.m.

26 \*at Creighton 7:05 p.m.

29 \*at Illinois State 7:05 p.m.

### February

3 \*Southern Illinois 7:05 p.m.

5 \*at Bradley 7:05 p.m.

9 \*Indiana State 7:05 p.m.

12 \*Southwest Missouri State 1:05 p.m.

17 \*at Southern Illinois 7:05 p.m.

19 \*at Indiana State (FOX 28&40) 1:05 p.m.

23 \*at Evansville 7:35 p.m.

26 \*Drake 1:05 p.m.

28 \*Wichita State 7:05 p.m.

### March

3-6 Missouri Valley Conference Tournament  
at St. Louis, MO

All Times Central and Subject to Change

+Earth Grains Classic

\*Missouri Valley Conference game

All Games in UNI-Dome unless otherwise indicated

