

1999

1999 Northern Iowa Football

University of Northern Iowa

Let us know how access to this document benefits you

Copyright ©1999 Athletics, University of Northern Iowa

Follow this and additional works at: <https://scholarworks.uni.edu/amg>



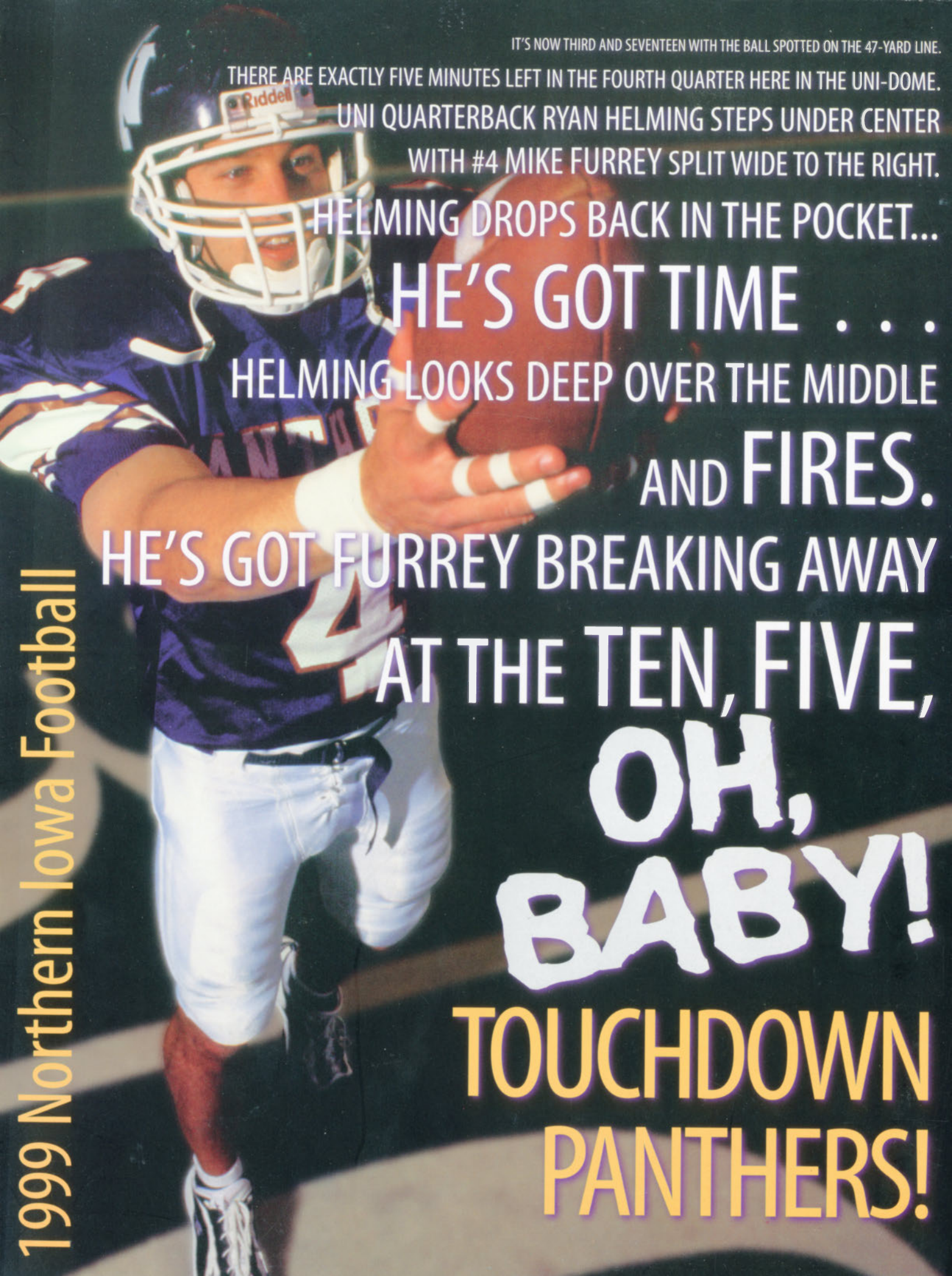
Part of the [Higher Education Commons](#)

Recommended Citation

University of Northern Iowa, "1999 Northern Iowa Football" (1999). *Athletics Media Guides*. 254.
<https://scholarworks.uni.edu/amg/254>

This Book is brought to you for free and open access by the Athletics at UNI ScholarWorks. It has been accepted for inclusion in Athletics Media Guides by an authorized administrator of UNI ScholarWorks. For more information, please contact scholarworks@uni.edu.

Offensive Materials Statement: Materials located in UNI ScholarWorks come from a broad range of sources and time periods. Some of these materials may contain offensive stereotypes, ideas, visuals, or language.



IT'S NOW THIRD AND SEVENTEEN WITH THE BALL SPOTTED ON THE 47-YARD LINE.

THERE ARE EXACTLY FIVE MINUTES LEFT IN THE FOURTH QUARTER HERE IN THE UNI-DOME.
UNI QUARTERBACK RYAN HELMING STEPS UNDER CENTER
WITH #4 MIKE FURREY SPLIT WIDE TO THE RIGHT.

HELMING DROPS BACK IN THE POCKET...

HE'S GOT TIME . . .

HELMING LOOKS DEEP OVER THE MIDDLE

AND FIRES.

HE'S GOT FURREY BREAKING AWAY

AT THE TEN, FIVE,

OH,

BABY!

TOUCHDOWN

PANTHERS!

1999 Northern Iowa Football

PANTHER FOOTBALL



TOUCHDOWN PANTHERS!

PANTHER FOOTBALL

EDITOR IN CHIEF

Nancy Justis
Athletic Media Relations Director

PRINTED BY

Compo Arts, Cedar Rapids, IA

DESIGN ASSISTANCE BY

Craig Kelchen
UNI Office of Public Relations

PHOTOGRAPHY BY

Jeff Martin and the staff of the UNI Office of Public Relations

THE UNIVERSITY OF NORTHERN IOWA

Location	Cedar Falls, IA 50614
Founded	1876
Enrollment	13,220
President	Dr. Robert Koob
Faculty Representative	Dr. Jack Wilkinson
Director of Athletics	TBA (319-273-2470)
Nickname	Panthers
Colors	Purple and Old Gold
Stadium	UNI-Dome (16,324/Artificial)
Press Box Number	319-273-6311
Conference	Gateway (Illinois State, Indiana State, Northern Iowa, Southern Illinois, Southwest Missouri State, Western Illinois, Youngstown State)
Affiliation	NCAA 1-AA
Director of Sports Medicine	TBA (319-273-6369)
Director of Athletic Media Relations	Nancy Justis (319-273-6354)
Media Relations FAX	319-273-3602

UNI FAX ON DEMAND FOOTBALL DIRECTORY

Sports Systems Services	201-461-4256
Categories	
Release	6793
Two-Deeps	6796
Rosters	6792
Statistics	6794
Press Conference Quotes	6790
Individual Game Statistics	6795
Schedule	6791

TABLE OF CONTENTS

Media Information	2-3
1999 Outlook	4-7
Rosters	8-9
Preseason Depth Chart	10
Head Coach Mike Dunbar	12-13
Assistant Coaches	14-16
Support Staff	17-18
Walter Payton Candidate Mike Furrey	21
Player Profiles	22-29
1999 Recruits	30
1999 Opponents	32-37
Results vs. 1999 Opponents	37
1999 Series Games Records	38-39
Composite Gateway Schedule	40
Gateway Football Conference	41
1998 Gateway Conference Statistics/Honors	42-44
1998 Review	46-50
1998 Statistics	51-56
1-AA Polls	58-59
UNI's 1-AA/Miscellaneous Records	59
Playoff History	60-61
UNI Playoff Records	62
UNI 1-AA Final Statistical Rankings	63
All-Americans	64
UNI Pros	65
Lettermen	66-67
All-Conference	68-69
Captains	70
Distinguished Achievements	71
Individual Records	72
Team Records	73
Annual Yardage	74
Annual Statistical Leaders	75-80
All-Time Series Results	81
All-Time Annual Results	82
Year-by-Year Results	83-86
All-Time Coaches	87
UNI-Dome	88-89
The University	90
UNI Administration	91
1999 Schedule	Back Cover





MEDIA INFORMATION

FOOTBALL STAFF (319-273-6175)

Head Coach	Mike Dunbar
Asst. Head Coach/Secondary/Special Teams	Jeff Zenisek
Defensive Coordinator/Linebackers	Jay Niemann
Offensive Coordinator/Offensive Line	Bret Ingalls
Defensive Line/Recruiting Coordinator	Todd Eagen
Running Backs/Academic Coordinator	Chris Hedden
Steve Beard	Quarterbacks
Wide Receivers	Garrick McGee
Assistant Secondary	Chris Whitmore
Tight Ends/Assistant Offensive Line	Jay Kaiser
Secretary	Nancy Scoggins

IMPORTANT DATES

Gateway Football Conference Media Day	July 27
Freshmen, Transfers Report	August 7
Varsity Report	August 10
First Practice	August 10
Preseason Media Day	August 12
First Day in Pads	August 13

IN-SEASON INTERVIEW POLICY

The Northern Iowa Athletic Media Relations Office and the football coaching staff are eager to assist the media with player and coach interview requests. To help in this endeavor, it is requested that the media contact the Media Relations Office for all player interviews. Players also may be interviewed prior to or directly after practice during the season. Media can contact the football office directly for all coaching staff interviews. However, Coach Dunbar has requested those interviews be held Wednesdays through Fridays between 11 a.m. and 2 p.m. He also is available at each Monday's Press Luncheon. Coach Dunbar or his assistants may be reached in the football office at 319-273-6175.

PRESS/PARKING CREDENTIALS

All requests for credentials should be made at least three days in advance. Credentials are left at the Northwest entrance Will Call window of the UNI-Dome. In accordance with recommendations from the Associated Press Sports Editor's Association, complimentary passes will not be available to the media. Only working press will be assigned seats in the press box. Those media representatives wishing to purchase tickets are urged to contact the UNI-Dome Ticket Office (319-273-6131). Parking is available in the Wellness/Recreation Center lot located north of the UNI-Dome. Credentialed names will be left with the parking attendant. A parking pass is not required.

PRESS BOX

Northern Iowa's working facilities are located on the east side of the UNI-Dome. Access is available at either the north or south end staircases. The press box is reserved for credentialed sportswriters, radio personnel, statisticians, team filmers, and home and visiting coaching staff. Scoreboard and public address personnel also are housed in the press box.

BROADCASTING

Permission to broadcast must be secured at least two weeks in advance from the Athletic Media Relations Director at 319-273-6354. Line installations must be ordered by the individual station through Randy Hayes,

UNI Voice Services Manager, at 319-273-7473. Northern Iowa operates a reciprocal "trade-out" system for Gateway Football Conference teams, and the lines are available to non-conference opponents for a nominal line charge. Each station will be allocated up to three seats and passes. The broadcast space is located at the south end of the press box. Only one visiting station or network (designated by the visiting team) will be granted broadcast space.

PHOTOGRAPHERS

Working space for television film crews is limited. Cameras for working crews should be set up on the platform in the stands located just below the press box, while team cameras may be set up in the middle photo bay area in the press box.

PROFESSIONAL SCOUTS

Professional scouts will be accommodated in the press box as space permits. Each professional club requiring space should contact the Athletic Media Relations Office at least two weeks in advance for credentials. Credentials are not mailed, but will be left at the Northwest Entrance Will Call Window of the UNI-Dome.

PRESS BOX SERVICES

Game programs, flip cards, complete statistics, and pre-game notes are provided at each Panther game. Two telephones are available post-game in the press box working area. A light meal will be served at halftime.

POST-GAME INTERVIEWS

Following the 10-minute cooling off period, Coach Mike Dunbar and requested players will meet the media in the Panther Room, located at the northeast corner of the arena, concourse-level. The UNI locker room is open following the 10-minute cooling off period. Every effort is made to have the visiting head coach available for interviews in the Panther Room following Coach Dunbar. Final post-game arrangements can be made with the visiting sports information director and those arrangements will be forwarded to working media.

PRESS LUNCHEONS

Northern Iowa head coach Mike Dunbar or one of his staff will be in attendance at the weekly Press Luncheons held each Monday at 12 noon on the lower level of Tally's Grand Cafe on University Avenue. The Press Luncheons are open to the public.

1999 TRAVEL PLANS

Sept. 4 at McNeese State

Depart Waterloo at 11 a.m. on Midwest Express Charter.

Arrive 1:30 p.m. at Richmond Suites (318-433-5213).

Return immediately following the game to Waterloo at 1:30 a.m. Sunday.

Sept. 11 at Ohio University

Depart Waterloo at 1 p.m. on Midwest Express Charter.

Return immediately following the game to Waterloo at 1:30 a.m. Sunday.

Oct. 2 at Illinois State

Depart Cedar Falls Friday at 12:30 p.m. on Northwest Iowa Transportation charter. Arrive at 5 p.m. at Radisson Hotel (309-664-6446). Return Saturday immediately following the game, arriving Cedar Falls at 11:30 p.m.

Oct. 16 at Southwest Missouri State

Depart Waterloo at 9:30 a.m. on Midwest Express charter. Return immediately following the game to Waterloo at 7 p.m.

Nov. 13 at Western Illinois

Depart Cedar Falls Friday at 1 p.m. on Northwest Iowa Transportation charter. Arrive Macomb Days Inn (309-833-5511) at 5 p.m. Return immediately following the game Saturday, arriving Cedar Falls at 9 p.m.

ON THE WEB

Located at www.uni.edu/athletic/, UNI's athletics home page offers detailed and timely information about all of the Panther athletic teams. Updated statistics, game notes, rosters, schedules, student-athlete biographies and links to the Waterloo Courier articles are just a sampling of the information that can be found. Internet webcasts and fan bulletin boards add to the interactive fun. The web site is updated daily.



YOUR HOSTESS — ATHLETIC MEDIA RELATIONS DIRECTOR

Nancy Justis is in her 20th year as UNI's Athletic Media Relations Director after serving as the school's first fulltime assistant. A native of Cedar Rapids, IA, Justis came to UNI in 1974 after one year as a reporter for the Fort Collins (CO) Coloradoan. She spent two years in UNI's Office of Public Relations as an assistant editor and news writer, then moved into sports information in 1976, where she served as the assistant for three years before being named director. She is a member of the Northeast Iowa Chapter of Women in Communications, Inc., the United States Basketball Writers Association and the College Sports Information Directors of America (CoSIDA). She served as chair of CoSIDA's Career Enhancement Committee for several years and has received various awards for her publications from that organization. Justis earned her bachelor's degree from the University of Iowa in 1973. She served as an assistant venue press chief at the 1984 Los Angeles Summer Olympics and at the 1987 Pan American Games. She and her husband, Bob, who announces Panther home football and men's basketball games, have one daughter, Nicole.

Justis at Work
Justis at Home
FAX
E-Mail

319-273-6354

319-277-3631

319-273-3602

Nancy.Justis@UNI.Edu

FOLLOWING THE PANTHERS



WIRE SERVICE

Associated Press: Chuck Schoffneg, P.O. Box 1741, Des Moines, IA 50306...1-800-453-2113

NEWSPAPERS

*Cedar Rapids Gazette: J.R. Ogden, Sports Editor, 500 3rd Ave. S.E., Cedar Rapids, IA 52401...319-398-8257; 1-800-397-8258

*Des Moines Register: Sports Editor, P.O. Box 957, Des Moines, IA 50304...1-800-532-1455 (IA Only); 1-800-247-5346 (Out of state)

*Northern Iowan: Sports Editor, University of Northern Iowa, Cedar Falls, IA 50614...319-273-2157

Quad City Times: Sports Editor, P.O. Box 3828, 124 E. 2nd St., Davenport, IA 52801...319-383-2220

*Waterloo Courier: Kevin Evans, Sports Editor, P.O. Box 540, Waterloo, IA 50704...319-291-1466

TELEVISION

KCCI-TV: Heidi Soliday, Sports Director, P.O. Box 10305, Des Moines, IA 50306...515-247-8811

KCRG-TV: John Campbell, Sports Director, 2nd Ave. at 5th St. S.E., Cedar Rapids, IA 52401...319-398-8391

KGAN-TV: Rod Mackey, Sports Director, P.O. Box 3131, Cedar Rapids, IA 52406...319-395-9081

*KWWL-TV: Bryan Lessly, Sports Director, KWWL Bldg., 500 E. 4th St., Waterloo, IA 50703...319-291-1246

PANTHER FOOTBALL ON FOX



Northern Iowa football will be well-chronicled on the air-waves, including on television on FOX 28 & 40. It will telecast live the Panthers' game against Youngstown State at 3:05 p.m. Oct. 23 as part of the Gateway Football Conference television package agreement with Two Win Sports Marketing and will delay telecast at 9 p.m. UNI's game at Ohio on Sept. 11.. FOX 28 & 40 also will produce Mike Dunbar's weekly coach's show, which is part preview, part promo and part pep rally. The 12 shows will air each Saturday at 11 a.m. The TV voice of the Panthers is Rob Brooks.

Rob Brooks

RADIOS

*KCNZ: Tracey Williams, Sports Director, 721 Shirley St., P.O. Box 248, Cedar Falls, IA 50613...319-277-1918

*KOEL: Gary Rima, Play-by-Play, 1325 1st St. S.E., Oelwein, IA 50662...319-283-3994

WMT: Ron Gonder, Sports Director, P.O. Box 2147, Cedar Rapids, IA 52406...319-395-0533

*The Radio Group: Kelly Neff, Sports Director, Box 1330, Waterloo, IA 50703...319-234-2200

MISCELLANEOUS

*Gateway Football Conference: Mike Kern, Assistant Commissioner, 1000 Union Station, Suite 333, St. Louis, MO 63103...314-421-2268; FAX 314-421-3505; Scoreboard 314-569-5636

*Northern Iowa Media Relations: Nancy Justis, Director, UNI-Dome NW Upper, Cedar Falls, IA 50614-0314...319-273-6354; FAX 319-273-3602

*Scott Peterson, KOEL Color Analyst: 1410 Pin Oak Dr., Cedar Falls, IA 50613

*These outlets would appreciate receiving the weekly press releases and the football media guide. Other outlets should receive releases the weeks of competition against Northern Iowa.

LOCAL LODGING

Best Western Starlite Village, 214 Washington, Waterloo, IA 50701...1-800-903-0009

Econo Lodge, 4117 University Ave., Cedar Falls, IA 50613...319-277-6931

Excel Inn of Waterloo, 3350 University Ave., Waterloo, IA 50702...1-800-367-3935

Holiday Inn-Cedar Falls, 5826 University Ave., Cedar Falls, IA 50613...319-277-2230

Holiday Inn Convention Center-Waterloo, 4th & Commercial, Waterloo, IA 50701...319-233-7560

University Inn, 4711 University Ave., Cedar Falls, IA 50613...1-800-962-7784

GATEWAY FAX ON DEMAND

The Gateway Football Conference offers media information via the Sports Systems Services, Inc., of Ft. Lee, N.J. fax-on-demand service at 201-461-4256. Here is the menu:

Gateway Composite Schedule	6091
Weekly Release	6093
Updated Stats	6094
Breaking News	6090
Standings Update	6092
Player of the Week	6095



Northern Iowa Sports Network personalities, analyst Scott Peterson, left, and Gary Rima, play-by-play.

Hear all Panther home and away football games on the Northern Iowa Sports Network. Flagship station KOEL-FM (92.3 Oelwein/Waterloo/Cedar Falls), with affiliates KWKY (1150 AM Des Moines), KNOD-FM (105.3 Harlan), KLMJ-FM (104.9 Hampton), KGLO (1300 Mason City) and KMA (960 AM Shenandoah). UNI'S games will also be available on KOEL's website at www.KOEL.com, beginning sometime this fall.



PANTHERS' GREATNESS REMAINS IN THEIR FUTURE

Expectations were high for Northern Iowa Panther football in 1998. But then again, they're always high. That's what has come to be expected from a program that has advanced to the 1-AA playoffs seven of the last nine years and has been atop the Gateway Football Conference standings more often than not.

So when the Panthers posted a 7-4 record in 1998 and missed post-season play for the second consecutive season, everyone associated with the program was disappointed, and nobody more than head coach Mike Dunbar, who is in only year three as UNI's head coach, fresh on the heels of the Panthers' storied gridiron tradition.

Plagued by injury, the Panthers recovered to win five straight games at the end of the year, including defeating Gateway champion Western Illinois and defending national champion Youngstown State, but the streak was not good enough for the 1-AA selection committee.

"I just think the (1-AA) committee has a very, very difficult time selecting 16 teams from 119," Dunbar said at the end of the year. "You lose four games, you're out, period. It doesn't matter who you play. We lost some games early that we shouldn't have lost when we had some adversity. We won some maybe we weren't expected to.

"We had our opportunities," he added. "We played extremely well at times, and in other parts in games we didn't play as well. Hopefully, it'll show our players that you need to prepare every week. Obviously, we did that the last five weeks. We played with emotion. The players were disappointed, especially the seniors, but at the same time, they're proud because they finished the season with their backs against the wall and showed a lot of character."

The Panthers definitely do not have anything to be ashamed about. They are tied with Alabama, Central College, Northern Colorado and Ohio State as the 24th winningest team in all divisions in total number of victories since 1990 with 81 wins. They are the fourth winningest 1-AA team since 1990 with an 81-31 record (.723). Since 1989, they are the fifth winningest team in 1-AA with 89 victories.

Since joining the Gateway Conference in 1985, UNI is 122-49-1 (.712) overall and against Gateway opponents, the Panthers are 66-16 (.805), leading the league in wins. They have won 26 games in the last three years and are 24-9 in regular-season games. Those 26 wins ranks fifth in 1-AA in total wins from 1996. UNI has won or shared the conference title nine in the league's 14 seasons. Last year's 7-4 record marked the 10th straight season it has won at least seven games. That stretch has seen the Panthers compile an impressive 89-34 record.

All this proves is that UNI can't be dismissed in 1999, because the Panthers once again will field a team full of offensive fireworks and defensive intensity.

"I think we have a good nucleus back," said Dunbar.

"Hopefully, we'll be able to take the momentum and intensity that we finished the (1998) season with. We had five really good wins at the end of last year. The kids that were involved with that learned a great deal — fighting through adversity, going through that losing streak, being able to come back and focus on one game at a time.

"We have more seniors than we've had in the past. Last year, we had 13 seniors total, and of those, only about six of them played. I just feel good about the returning experience guys and the key thing for this year's senior class is the development of the team chemistry and the leadership they provide. We should be ahead in terms of the chemistry of the team and the expectations and the experience those kids gained because of what happened last year," he added.

The 1999 spring roster listed 15 seniors and 16 juniors. Included in that group are returning offensive starters, running back Adam Bengé, all-American wide receiver Mike Furrey, split end Eddie Berlin, quarterback Ryan Helming, flanker Jake Soliday, offensive tackle Matt Beals, and center Brad Meester; and returning defensive starters, defensive back Brent Browner, defensive end Jack Mitchell, linebacker Brandon Rutledge, defensive back Ryan Doak, linebacker Drew Elmer, nose tackle Tim O'Neill, and all-American linebacker Matt Pedersen.

The Panthers possibly return two of their top four rushers, their quarterback, four of their top five receivers, and their top three tacklers.

On the flip side, any team has areas of concern, and UNI is no different. The Panthers lack experience in the offensive and defensive lines, lack depth at running back, and both the punter and placekicker are gone.

QUARTERBACKS

For the first time since 1992, the Panthers will have a returning starting quarterback in junior **Ryan Helming**. He started the last nine games of 1998 due to the career-ending injury to Kent transfer Todd Goebbel. Helming finished the season 6-3 as the starter. In UNI's last five consecutive wins, he completed 103-of-151 passes for 1,267 yards and nine TDs with only one interception. On the year, he completed over 61 percent of his passes for 2,475 yards and 16 TDs with only six interceptions. He set school records for 49 pass attempts and 56 total offensive attempts against Southern Illinois. He was ranked 26th in the nation in total offense and 18th in pass efficiency.

Fifth-year senior **Brian Andersen** is listed as the backup heading into the fall and is the only other player with any kind of game experience, though limited. He played in only two games last year, completing seven-of-11 passes for 80 yards and two TDs. Falling in behind Andersen are redshirt freshman **Billy Simon**, Ohio transfer, freshman **Michael Morrison**; and freshmen **Brad Sewell** and **Trent Mausser**. Joining the above

in the fall is **Matt Martin** of Des Moines, IA.

"Ryan Helming played very well the second half of (last) season," Dunbar noted. "Right now, Ryan is the guy until proven otherwise. He obviously made much better decisions (the last five games). So he matured. That was reflected in our ability to pass the football and our ability to maintain balance in our offense and our style of play.

"This is a good group. It gives us an experienced starting quarterback in Helming, and an experienced quarterback in Andersen who's been through the system, and knows what we're doing and is a very intelligent player. Simon and Morrison are battling for the third spot."

RUNNING BACKS

The Panthers lack depth at running back, but the situation could improve if senior **Justin Roberson** is healthy enough to play in the fall. He's been hampered by injuries his entire career and played in only the first four games last year, rushing for 97 yards on 25 carries. He missed all of spring ball while rehabilitating his fractured left ankle. He wasn't cleared to begin full-speed running until July.

UNI loses the services of leading rusher, converted linebacker Steve Jenkins, to graduation. Jenkins rushed for 829 yards and a team-high six TDs on 174 carries last year. Sophomore **Adam Bengé** started three of six games and was the team's second-leading rusher with 427 yards and five TDs on 108 carries. Junior **Walter Randall** will be redshirted after tearing his left anterior cruciate during spring drills. He was the third-leading rusher with 178 yards and three TDs on 47 carries in 1998.

Bengé, Clemson transfer, senior **Dymon Adams**; sophomore **Levi Lyle** and sophomore **Phil Wagner**, returning from injury to spring ball, all will see action. Freshman redshirt **Moses Joseph** will add depth, while converted strong safety **Michael Gerrell** also showed promise in the spring. Gerrell played running back in high school.

"We need to get healthy," Dunbar said. "Walter was having a good spring until his injury, and Bengé improved. He had as good a year as a freshman as you can ask. He's just one of those guys who needs to continue to get better in the little things — the protection things, understanding schemes a little bit better. Dymon has tremendous physical skills, but he missed some of spring ball with a shoulder injury. We had four different starters a year ago. We're trying to build overall depth, trying to teach the system, and trying to stay healthy."

WIDE RECEIVERS/TIGHT ENDS

The Panthers are in great shape at the wide receiver position with all three starters returning from 1998, including Walter Payton candidate and all-American **Mike Furrey**, along with split end **Eddie Berlin** and flanker **Jake Soliday**.

Furrey set school and Gateway Conference records in 1997 with his 82 receptions for 1,291 yards. Last year against Western Illinois, he caught eight passes to break his own season mark. He finished 1998 with a league-best 86 passes for 1,074 yards. He now has 2,363 career receiving yards and joins just four other league players who have gone over the 2,000-yard receiving barrier.

Berlin's 65 catches last year ranks fourth on the Gateway all-time list. He and Furrey became just the second pair of Gateway receivers to go over 2,000 combined yards receiving in the same season, finishing with a combined 2,036 yards. In 1997, the two gained 1,931 yards.

Berlin tied a school record with his 12 catches against Southern Illinois last year.

Soliday was the team's fourth-leading receiver behind Furrey, Berlin and the graduated Dorrick Roy with 20 catches for

CAPSULE OUTLOOK

Head Coach: Mike Dunbar (Washington '72)...3rd year at Northern Iowa...9th season as head coach, compiling a 68-17-1 overall mark, including at Central Washington in 1983 and from 1987-91...Named head coach at Northern Iowa January 9, 1997, Dunbar came to the Panthers after five years as offensive coordinator at the University of Toledo...also served coaching stints at Massachusetts (1984-86) and as defensive coordinator at CWU (1980-82)...Kodak Region I and Columbia Football Association Coach of the Year (1988, '89, '90).

Assistant Coaches: Jeff Zenisek (Central Washington '83), Asst. Head Coach/Secondary/Special Teams; Jay Niemann (Iowa State '83), Def. Coord./LBs; Bret Ingalls (Idaho '84), Off. Coord./Off. Line; Todd Eagen (Northern Iowa '91), Def. Line/Recruiting Coord.; Chris Hedden (Heidelberg College '94) RBs/Academic Coord.; Steve Beard (Northern Iowa '97), QBs; Garrick McGee (Oklahoma '96), WRs; Chris Whitmore (Montana Tech '98), Asst. Secondary; Jay Kaiser (Bethany '97), TE/Asst. Off. Line.

1998 Overall Record: 7-4

1998 Conference Record/Finish: 3-3/T3rd

Offensive Formation: Pro Style

Defensive Formation: 4-3

Starters Lost (10): Offense — 4, Defense — 4, Specialists — 2

Lettermen Lost (18): Offense — 7, Defense — 9, Specialists — 2

Starters Returning (14): Offense — 7, Defense — 7, Specialists — 0



232 yards.

"We really return our top four guys at wide out," said Dunbar. **Cody DeHaan** always has been the fourth guy. He had some injury problems last year, but he had a great winter and spring, and he's healthy. Those top four are solid as a rock. Eddie and Mike have the most catches, but Jake and Cody are right there. They're experienced, they've made big plays. What we need to do is maintain the fact they can continue to improve and do the little things better. They've improved their 40 times, their overall strength, so we're excited about this group. **Aaron Bennett** is kind of the fifth guy here, although he was injured most of the spring. **Scott Mikkelsen** has been with us and knows the system well and continues to improve."

Even with Roy's graduation, the staff feels confident at tight end with the return of junior **Justin Nofal**, sophomore **Ryan Hannam** and senior **Mike Poppen**. Nofal started two-of-nine games in '97 and four-of-11 last season, while Poppen started one-of-10 games and Hannam played in only two games last year.

"Justin has played a lot," Dunbar noted. "Now's the time for him to establish himself as the starter. He started early last year, had an injury, really came on and played well the last five games. All these guys have experience. We use a lot of two tight end stuff, so we need to decide who plays where. **Ryan Walter**, a redshirt, we think has tremendous talent, and we moved **Kevin Dorcy** from defense to the tight end position, and he has tremendous athleticism. We had so much talent at linebacker, all seniors, we wanted to create and improve our depth at tight end, so we moved Dorcy. We did not sign any tight ends. The top four guys, we have one in every class, and we like that distribution. We go four or five deep here and they're kind of our glorified fullback. This is solid, but we need to continue to gain experience."

OFFENSIVE LINE

Only two starters return in the offensive line — senior center all-American candidate **Brad Meester** and senior offensive tackle **Matt Beals**. One of the primary focuses in the spring was to develop team depth in this segment. However, come fall, there still will be competition here to fill the remaining holes.

"Beals and Meester are solid as a rock," Dunbar said. "(Junior guard) **Brad Harms** needs to play more consistent. We moved sophomore **Chad Setterstrom** from center to tackle. He's so good. We didn't want him behind Meester. Next year, we'll move him back. He's going to be a player. We spent the spring looking for that fifth guy to develop. **Ryan Ozbun** and **Brodie Breilsford** are redshirt freshmen, who we like a lot. **Aaron Buss** and **Jon Murray** have been in the system, have played some, now's their chance. Harms has started some. There's potential here, we just have to bring it out of them."

Other players with potential include sophomore **Ben Buenzow**, and sophomores **Matt Zehr** and **J.D. Rieber**. Zehr was moved over from the defensive line and has been making good progress. Dunbar says he will contribute and compete for playing time. Rieber will compete for a starting role.

DEFENSIVE LINE

As with the offensive line, the defensive line also was a priority in the spring in terms of developing experience and depth. Again, only two starters return here — senior defensive end **Jack Mitchell** and nose tackle, junior **Tim O'Neill**. Senior **Matt Peterson** is listed as the starter at left end heading into the fall, while redshirt freshman **Robert Hamre** is tagged at tackle.

"Two starters are back, 50 percent experience," Dunbar said. "Everyone else is somewhat new to the system. Matt has

played some in a limited role, now it's time to step up. He has the opportunity to be a starter, but he has to go out and earn it. Sophomore **Londo Thompson** has been in the program two years, it's time to step up. We need to find out where those kids are going to fall in terms of depth.

"Rutchtinson transfer **Rashad Bonner**, we expect to help us inside, add depth, but he was slightly injured in the spring," Dunbar added. "Hamre as a redshirt freshman did some good things on scout teams and developmental scrimmages, Bonner had a good winter, got his weight up, is explosive as can be. He long-jumped 10-7, that's pretty darn good. **Aaron Steele** spent the spring rehabilitating his right knee. The other person here is sophomore **Danny Banks**, right now playing behind Mitchell. Out of this mix, we need to find some people who can give us some depth."

O'Neill is the top returning tackler of this group, finishing '98 as the team's seventh-leading tackler with 28 solo and 24 assisted stops. He led the team with six tackles for loss. Mitchell had a team-high six sacks, ranking sixth in the Gateway, along with 44 total tackles.

LINEBACKERS

Linebacker is the most experienced position on the team, with all three starters returning in senior all-American **Matt Pedersen**, senior **Brandon Rutledge** and senior **Drew Elmer**. Also returning is senior **Andy Morris**, who also handles the long snapping duties. Senior **Luke Wilson** will end up redshirting after having his right shoulder operated on again.

"Matt has produced the last two years," Dunbar said, "so that's not a bad place to start. Drew has played very steady. Moving into his senior year, he understands what we're going to do, and Brandon played very well for us a year ago. He's certainly a talented young man. Those three are excellent, they've had great winters, their strength's up, their speed's down, so this is a strength of our team."

Pedersen led the team and was seventh in the Gateway with 79 solo and 54 assisted tackles, Elmer was third with 39 solo and 42 assisted tackles, while Rutledge was ninth-high with 20 solo and 25 assisted stops.

"Freshman **Nate Smith** is a backup right now with Luke out. He's a very physical kid, and sophomore **Adam Vogt** continues to get better and better and we think he has a great future. Those top six are pretty solid. Freshman **Justin Cox** has continued to gain in size and freshman **Zach Hall** down the road has some potential. Freshman **Carlos Dallis** is playing behind Pedersen heading into the fall.

"But it's critical for us that we not only realize the tremendous experience and strength at linebacker, but that we build the depth for the future. We like the people behind the five, but we need to get them experience," Dunbar added.

DEFENSIVE BACKS

Dunbar feels the secondary is in the best shape since he's been at the Panther helm, despite the loss of Tyree Talton, who was drafted by the Detroit Lions in the fifth round, and the move of Michael Gerrell to running back.

"I like the people back there," Dunbar explained. "Sophomore **Brent Browner** came on and had a great second half of the season last year and is a returning starter. Junior **Ryan Doak** is a returning starter. Senior **Tyler Powell** has experience and played a great deal last year. Junior **Regi Vettraino**, when he wasn't hurt, was involved in special teams and had a great spring, moving into the starting spot for now at strong safety. Those four give us a nucleus of people who have played. They haven't all started in the secondary, but the three as no. 1 now have been a big part of our secondary a year ago and should add.

"We brought in Nebraska transfer, junior **Jerome**

Peterson, and he has talent. He's listed as the starter at left corner, and we think he'll be a real factor. **David Gunn** came in from junior college (North Dakota State College of Science) to add depth and experience, though he missed some time in the spring due to injury.

"There'll be great competition still and we just need to get it sorted out," Dunbar added. "We like the overall depth here — it's as strong as I've seen it (at UNI). The secondary is a tough place to play in modern football. There's a lot of stress on the kids, and we think we have quality candidates with athleticism."

Doak was the team's second-leading tackler last year with 110 total stops, including 45 solo and 65 assisted tackles. He also ranked 10th in the league in tackles.

KICKING GAME

"If you're looking for lack of experience, here it is," Dunbar said. "This is an area we have to deal with."

Punter Randy Hall graduated after averaging 39 yards last season, while kicker Julio Guzman has transferred after making eight-of-13 field goals and 32-of-34 extra points. Walkon Matt Malausky and receiver Mike Furrey handled the punting in the spring, while Buena Vista transfer Chase Young did the kicking.

"We signed a high school kid (Derrick Frost) who we anticipate will come in and compete, that's why we signed him," Dunbar added. "We looked at (other) transfer guys and high school kids, and we came to the conclusion that (Frost) was very talented. We'll continue to evaluate Matt and Chase. This is an area that has to be started at point A and evaluated all through spring and into the fall. I have a real concern for the overall development of our kicking game. None of them are experienced."

Detroit Lions draftee Tyree Talton handled most of the kickoff returns a year ago, averaging 27.5 yards, while Furrey is back to return punts after averaging 10 yards last season.

SCHEDULE

UNI's 1998 schedule was ranked the seventh toughest in 1-AA by the NCAA News, and there's nothing to say that the 1999 slate won't be looked upon in the same light despite having to schedule two Division II schools. The Panthers had difficulty filling their last open slot. UNI opens with two games on the road — at 1-AA perennial power McNeese State, which UNI lost to in overtime last year, and at 1-A Ohio University. It hosts 1-AA independent Cal Poly for Homecoming, with the remainder of the schedule taken up by an increasingly balanced Gateway Conference roster.

"The schedule is tough, that's nothing new," Dunbar said. "McNeese State and Ohio both will be great challenges for us. Look at the Gateway Conference. We learned a year ago, the conference is a show-up every Saturday. You better be ready to play. You make mistakes, you get beat. I think it's a great league. It's a very balanced league. Everybody's improving, and I think it's going to be a real dog fight. As usual. But I think we're going to be a good enough football team that we're certainly going to show up."



Ryan Helming



1999 PANTHER NOTEBOOK

****Northern Iowa was only 3-3 at home in 1998, the worst home record since the 1988 team under Earle Bruce finished 2-3 at home and 5-6 overall. Last year's first home game really was not at home at all, however, since the Panthers had to play their opener at Waterloo's Memorial Stadium because the UNI-Dome's new roof was not yet completed. The result from that game was a 20-17 loss in overtime to highly-ranked McNeese State. Other home losses were to Southwest Missouri State and Illinois State. That gives the Panthers a three-game home winning streak.**

The Panthers had a 25-game overall home winning streak heading into the 1992 1-AA semifinal game against Youngstown State. The Penguins snapped the streak with their 19-7 win on December 12. Prior to a September 24, 1994, loss to McNeese State, UNI had won 29 straight regular-season games in the Dome dating back to the 1989 season when it lost 22-14 to Mankato State in the first game of the year.

UNI is 114-29 (.795) in the UNI-Dome. Prior to 1998, the Panthers had two consecutive undefeated seasons in the Dome.

****UNI has been the top Division I program in the state of Iowa since 1985, compiling a 122-49-1 record (.712) since helping to found the Gateway Conference football division.**

The Panthers are tied with Alabama, Central of Iowa, Northern Colorado and Ohio State as the **24th winningest team in all divisions** in total number of victories since 1990 with 81 wins. They are the fourth winningest 1-AA team since 1990 with an 81-31 record (.723). Since 1989, they are the fifth-winningest team in 1-AA with 89 victories behind Youngstown State's 100 wins, Dayton with 99, Georgia Southern with 93 victories, and Delaware, which also has won 89 games, but has three fewer losses than UNI.

****Since joining the Gateway Conference in 1985, UNI is 122-49-1 (.712) overall. Against Gateway opponents, the Panthers are 66-16-0 (.805), leading the league in wins.**

UNI has won 26 games in the last three years and is 24-9 in regular-season games. Those 26 wins ranks fifth in 1-AA in total wins from 1996, behind Montana's 30, Western Illinois' 29, and Florida A&M's and Youngstown State's 27.

****UNI's 1998 schedule was ranked the seventh toughest in 1-AA by the NCAA News. The slate included one 1A team, four games against 1-AA Top 25 opponents and two games against 1-AA teams not ranked at game time but ranked at some other time during the season. UNI's 10-6 win over Western Illinois snapped the Leathernecks' 11-game conference winning streak. The Panthers still hold the league record for consecutive Gateway wins at**

13, accomplished from 1993-95.

****The Panthers placed second in the Gateway Conference in 1997 and tied for third in 1998, breaking a string of seven straight shared or outright titles. In all, UNI has won or shared the conference title nine times in the league's 14 seasons. UNI's 1998 7-4 record marked the 10th straight season it has won at least seven games. That stretch has seen the Panthers compile an impressive 89-34 record.**

UNI began 1998 0-3 in the Gateway for the first time in league history. The Panthers now are 35-5 in home Gateway games, with the three losses prior to last season occurring in 1988.

****UNI is 1-4 in overtime games** after losing 20-17 to McNeese State in the second game last year. The Panthers are 1-1 at home in OT and 1-2 under Coach



Mike Dunbar.

****UNI's double overtime loss to Western Illinois in 1997 and the 20-17 loss in overtime to McNeese State last year have been the only times this decade when the Panthers surrendered a halftime lead (UNI led 9-0 at WIU and 7-0 against MSU). Prior to that, UNI had a 53-0 regular-season record when leading at the half.**

****In the history of the Gateway, UNI has more one-point wins (six) in league games than any other league member. UNI is 6-3 in league one-point games.**

****The Panthers dropped out of the Sports Network Top 25 poll for the first time in 1998 the week of October 10. They remained unranked in the Top 25 polls until being ranked 25th at the end of the regular season by both the Sports Network and ESPN/USA**

Today after winning five straight games to finish the season. The Panthers had been ranked in a Division 1AA poll, either the NCAA's or the Sports Network poll, since September 24, 1990, a string of 96 consecutive polls, the longest streak in the nation, until dropping out of the ESPN/USA Today poll the week of November 3, 1997.

****UNI is 82-35 (.701) against 1999 opponents.**

****This year's captains** are senior center Brad Meester and senior linebacker Matt Pedersen.

****Several Panthers should be considered as all-America candidates**, including two-time all-American wide receiver **Mike Furrey**, all-American center **Brad Meester**, and UNI's top returning tackler and first team all-conference pick, linebacker **Matt Pedersen**.

****Fifteen different players were named to 1998 all-conference teams**, including five first-teamers. **Returning** all-conference players include first-teamers, receiver **Mike Furrey**, offensive lineman **Matt Beals**, center **Brad Meester**, and linebacker **Matt Pedersen**; second-teamer, receiver **Eddie Berlin**; honorable mention pick, quarterback **Ryan Helming**; and all-newcomers, running back **Adam Benghe** and defensive lineman **Jack Mitchell**.

****Preseason all-conference candidates** should include offensive lineman **Matt Beals**, wide receiver **Eddie Berlin**, quarterback **Ryan Helming**, defensive back **Ryan Doak**, and linebacker **Drew Elmer**, besides Furrey, Meester and Pedersen, to name a few. Beals was a first team selection a year ago, Berlin was a second team pick, Helming was honorable mention. Last year's returning All-Newcomer picks include running back **Adam Benghe** and defensive lineman **Jack Mitchell**.

****UNI's tandem of Mike Furrey and Eddie Berlin became just the second pair of Gateway receivers to go over 2,000 combined yards receiving in the same season in 1998. The two finished with 2,036 combined yards. In 1997, the two gained 1,931 yards.**

****The Panthers set or tied 15 school records in 1998, five UNI-Dome records and two Gateway records.**

****UNI had Gateway Players of the Week** selected four times in 1998, three times by Don Hansen's National Football Gazette, including one National Special Teams selection; and one ESPN/USA Today Defensive Player of the Week.

****Defensive back and return specialist Tyree Talton** was drafted by the Detroit Lions in the fifth round.

****Two current football players competed in track last spring — nose tackle Tim O'Neill and defensive tackle Robert Hamre.**



UNI plays 1A Ohio University for the first time on September 11th. The Panthers have had some success **against current 1A teams. They are 0-1 against Bowling Green State (1947), 0-4 against Central Michigan (last game in 1970), 0-1-1 against Colorado State (last game 1926), 4-5 against Eastern Michigan (last game 1998), 1-12 against Iowa (last game 1997), 2-14-3 against Iowa State (last game 1996), 3-0 against Kansas State (last 1989), 0-1 against Minnesota (1987), 0-1 versus UNLV (1975), 2-1 versus Northern Illinois (last 1964), 0-1 against Oklahoma State (1990), 0-1 against Pittsburgh (1988), 4-11-2 against Western Michigan (last 1949) and 0-1 against Wyoming (1993).

Most of the success has come in the last 13 years, with a 6-8 mark against 1A teams since 1985.

UNI is **49-44-7 in season openers and 6-3 in the last nine years. UNI defeated 1A Eastern Michigan in last year's season opener, and opens at 1-AA perennial power McNeese State September 4th this year.

The Panthers ended the 1998 season **ranked in the top 50 nationally in 1-AA in seven individual categories. **Ryan Helming** was ranked 18th in passing efficiency and 27th in total offense, **Mike Furrey** was ranked fifth in receptions per game, 18th in receiving yards per game and 31st in punt returns; **Eddie Berlin** was tied for 24th in receptions per game, **Randy Hall** was 50th in punting, and **Tyree Talton** was 11th in kickoff returns.

As a team, the Panthers were 63rd in rushing, 15th in passing, 18th in total offense, 50th in scoring offense, 35th in rushing defense, 46th in pass efficiency defense, 42nd in total defense, were tied for 16th in scoring defense, were 46th in net punting and punt returns, 10th in kickoff returns, and tied for 85th in turnover margin.

UNI made **great strides defensively last season, even though the record remained the same from 1997. In 1997, UNI was ranked 86th in net punting, 40th in kickoff returns, 102nd in rushing defense, 95th in pass efficiency defense, 104th in total defense, and 101st in scoring defense. Last year's numbers are given above.

****Team awards** handed out at the annual banquet included senior defensive end **Erik Nelson** as the MVP, center **Brad Meester** was named Best Blocker, junior linebacker/snapper **Andy Morris** was named Special Teams MVP, and senior defensive end **Scott Meredith** was given the Stan Sheriff Award, bestowed upon the player who is most inspirational. Senior running back **Steve Jenkins** was given the Tape Can Award, given to the player by the training staff who uses the most tape throughout the season. **All but one of last year's games was played on artificial turf in 1998, with the one exception the McNeese State game played at Waterloo's Municipal Stadium before the UNI-Dome's roof was completed.

Over the past eight years, **UNI is 7-13 on natural grass**, including 0-4 in 1997 and 0-1 in 1998, and 22-8 on artificial surfaces on the road. Three of UNI's games in 1999 will be played on natural grass — at McNeese State, at Ohio, and at Western Illinois.

The Panthers have **three new staff

members in receivers coach Garrick McGee, assistant secondary coach Chris Whitmore and tight ends and assistant offensive line coach Jay Kaiser. 1998 defensive coordinator Denny Schuler now is a secondary coach at Stanford, defensive back coach Paul Haynes is the secondary coach at his alma mater, Kent, and quarterbacks coach Ryan H u z j a k currently is in the corporate office with the Chicago White Sox. Several returning assistants have been assigned new positions or have taken on additional responsibilities.

UNI said goodbye to **13 seniors in **1 9 9 8**,

including quarterback **Todd Goebbel**, injured in the second game of the year and lost for the season; all-American defensive back and return specialist **Tyree Talton**, wide receiver **Nate Ludwig**, a workhorse on special teams; defensive back **Terrance Malone**, leading rusher **Steve Jenkins**, punter **Randy Hall**, defensive tackle **Dempsey Miller**, defensive end **Scott Meredith**, offensive tackles **Brian Billick** and **Nate Zehr**, offensive guard **Brian Beck**, defensive end **Erik Nelson** and tight end **Dorrick Roy**. Other familiar names not returning to the team include placekicker **Julio Guzman** and linebacker **Greg McKinstry**.



Matt Beals



Eddie Berlin



Adam Bengé



Jack Mitchell

Drew Elmer



1999 ALPHABETICAL ROSTER

NO	NAME	POS.	HT.	WT.	CL.	HOMETOWN (High School/JC)	NO	NAME	POS.	HT.	WT.	CL.	HOMETOWN (High School/JC)
2	Adams, Dymon	RB	6-0	231	Sr.	Fletcher, NC (Roberson/Elsworth/Clemson)	97	O'Neill, Tim	NT	5-11	280	Jr.	Davenport, IA (Assumption)
11	Andersen, Brian	QB	6-0	202	Sr.	Marion, IA (Cedar Rapids Regis)	79	Ozgun, Ryan	OG	6-4	257	Fr.	Overland Park, KS (Blue Valley NW)
	Bacus, Brandt	DL	6-2	260	Fr.	Lincoln, NE (Southeast)		Pantazis, John	DE	6-2	230	Fr.	Iowa City, IA (City)
98	Banks, Daniel	DE	6-3	220	So.	Waterloo, IA (East)	48	Pedersen, Matt	DLB	6-0	221	Sr.	Hudson, IA (Hudson)
77	Beals, Matt	OT	6-5	277	Sr.	Des Moines, IA (Saydel)	8	Peterson, Jerome	CB	5-8	183	Sr.	Baton Rouge, LA (Port Allen/Nebraska)
28	Benge, Adam	RB	5-11	191	So.	Ankeny, IA (Ankeny)	95	Peterson, Matt	DE	6-4	244	Sr.	Cedar Falls, IA (Cedar Falls)
86	Bennett, Aaron	FL	5-8	180	Jr.	Des Moines, IA (East)	47	Poppen, Mike	TE	6-2	230	Sr.	Geneseo, IL (J.D. Darnall Senior)
3	Berlin, Eddie	SE	6-0	192	Jr.	Urbandale, IA (Urbandale)	29	Powell, Tyler	FS	5-10	175	Sr.	Plains, KS (Southwestern Heights/Garden City)
	Boehlke, Jason	LB/DL	6-3	240	Fr.	Germantown, WI (Germantown)	27	Rhone, Dedrick	CB	6-3	210	Jr.	Surfingville, CA (Homestead/Hutchinson JC)
	Boeve, Adam	S	6-2	200	Fr.	Doon, IA (Central Lyon)	85	Rice, Josh	TE	6-5	220	So.	Cedar Rapids, IA (Linn-Mar)
	Bohner, Ross	OL	6-5	270	Fr.	Story City, IA (Roland-Story)	75	Richter, Brad	WR/DB	5-8	155	Fr.	Cedar Falls, IA (Cedar Falls)
90	Bonner, Rashad	DT	6-0	265	Jr.	Kansas City, KS (Washington/Hutchinson)	23	Rieber, Joseph	OT	6-3	260	So.	Iowa Falls, IA (Iowa Falls)
65	Brelsford, Brodie	OT	6-4	281	Fr.	Perry, IA (Perry)	21	Roberson, Justin	RB	5-9	215	Sr.	Davenport, IA (North)
6	Browner, Brent	CB	5-8	177	So.	Davenport, IA (North)	45	Rutledge, Brandon	OLB	6-0	218	Sr.	Tama, IA (South Tama/Iowa State)
68	Buenzow, Benjamin	OG	6-4	275	So.	Readlyn, IA (Wapsie Valley)	51	Schmidt, Nate	ILB	6-0	205	So.	Waterloo, IA (East)
61	Buss, Aaron	OG	6-5	280	Jr.	Parkersburg, IA (Aplington-Parkersburg)	16	Setterstrom, Chad	OT	6-4	267	So.	Northfield, MN (Northfield)
	Cargle, Charles	WR	6-1	175	Fr.	Joliet, IL (Joliet Township)	42	Simon, Billy	QB	6-3	180	Fr.	Massillon, OH (Massillon Jackson)
55	Cox, Justin	OLB	6-2	217	So.	Harlan, IA (Harlan)	83	Smith, Nathan	ILB	6-1	221	Fr.	Clive, IA (Des Moines Dowling)
30	Dallis, Carlos	OLB	5-9	195	Fr.	Columbus, OH (Beechcroft)	99	Soliday, Jake	SE	6-1	184	Jr.	Mansfield, OH (Mansfield)
	DeGoei, Travis	DT	6-3	265	Fr.	Sioux City, IA (North)	41	Steele, Aaron	NT	5-10	255	Fr.	Gary, IN (Merrillville)
19	DeHaan, Cody	WR	5-11	184	Jr.	Orange City, IA (MOC-Floyd Valley)	81	Stimmel, Chris	CB	5-10	185	So.	Tiffin, IA (Clear Creek Amana)
	Deike, Ben	OL	6-4	255	Fr.	Marshalltown, IA (Marshalltown)	46	Swanson, Matt	TE	6-3	239	Fr.	Dayton, IA (Ogden)
49	Doak, Ryan	FS	6-2	194	Jr.	Lincoln, NE (Southeast)		Szymanski, Gordon	LB	6-4	205	Fr.	Downers Grove, IL (North)
93	Dolash, Jake	DE	6-3	223	Jr.	Laurel, IA (East Marshall)	74	Tecklenburg, Aaron	DE	6-3	240	So.	Marshalltown, IA (Marshalltown/Iowa)
80	Dorcy, Kevin	TE	6-3	222	So.	Grove City, OH (Grove City)	92	Thomas, Edward	OL	6-1	275	Fr.	Cleveland Heights, OH (Cleveland Heights)
58	Elmer, Drew	ILB	6-1	220	Sr.	Cedar Falls, IA (Cedar Falls)	18	Thompson, Londo	DE	6-2	231	So.	Apple Valley, MN (Burnsville)
	Frost, Derrick	K/P	5-9	197	Fr.	St. Louis, MO (Clayton)	54	Tierney, Casey	LB	6-4	210	Fr.	Alta Vista, IA (New Hampton)
4	Furrey, Mike	WR	5-10	185	Sr.	Hilliard, OH (Hilliard/Ohio State)	7	Vettraino, Regi	SS	6-2	197	Jr.	Iowa Falls, IA (Iowa Falls)
17	Gerrell, Michael	RB	5-9	189	Jr.	Crawfordville, FL (Wakulla/Kentucky)	84	Vogt, Adam	OLB	6-4	219	So.	Manchester, IA (West Delaware)
5	Gunn, David	CB	5-8	165	Jr.	Billings, MT (Skyview/North Dakota State College of Science)	37	Wagner, Phil	RB	5-8	194	So.	Fayette, IA (North Fayette)
50	Gustafson, Chris	LB	6-2	220	So.	Gallup, NM (Gallup/Nebraska)	78	Walter, Ryan	TE	6-4	212	Fr.	Charles City, IA (Charles City)
32	Hall, Zachary	OLB	6-0	213	Fr.	Burlington, IA (Burlington)		Young, Chase	PK	5-10	193	So.	Johnston, IA (Johnston/Buena Vista)
91	Hamre, Robert	DT	6-4	258	Fr.	Bloomfield, IA (Davis County)		Zehr, Matt	OG	6-3	278	So.	Fort Dodge, IA (Senior)
89	Hannam, Ryan	TE	6-3	234	So.	St. Ansgar, IA (St. Ansgar)							
60	Harms, Brad	OG	6-3	283	Jr.	Grundy Center, IA (Grundy Center/Iowa)							
1	Harraway, Adrien	SS	5-11	190	Fr.	Columbus, OH (Northland)							
15	Helming, Ryan	QB	6-2	213	Jr.	Springfield, MO (Kickapoo)							
31	Herndon, Jamal	DB	5-10	175	Fr.	Columbus, OH (Marion Franklin)							
	Hilton, Brannon	WR	5-10	185	Fr.	Indianola, IA (Indianola)							
	Jansen, Justin	FS	6-1	190	Fr.	Grinnell, IA (Grinnell)							
24	Joseph, Moses	RB	5-9	190	Fr.	Glenview, IL (Glenbrook South)							
44	Lyle, Levi	RB	6-0	219	So.	Keota, IA (Keota)							
25	Malauskay, Matt	P	5-11	203	So.	Manchester, IA (West Delaware)							
13	Martin, Matt	QB	6-2	200	Fr.	West Des Moines, IA (Valley)							
	Mays, Marlus	WR	6-3	185	Fr.	Kansas City, MO (North Kansas City)							
	McCorison, Kyle	LB	6-1	223	Fr.	Altoona, WI (Altoona)							
63	Meester, Brad	OC	6-4	292	Sr.	Parkersburg, IA (Aplington-Parkersburg)							
82	Mikkelsen, Scott	SE	5-10	178	Sr.	Dike, IA (Dike-New Hartford)							
10	Mitchell, Jack	DE	6-4	253	Sr.	Redondo Beach, CA (Redondo Union/Iowa State)							
	Mitchell, Matthew	DE/LB	6-3	230	Fr.	Waupaca, WI (Waupaca)							
	Morgan, Terrell	DT	6-0	250	Fr.	Milwaukee, WI (Greenfield)							
52	Morris, Andy	ILB	6-1	230	Sr.	Riceville, IA (Riceville)							
14	Morrison, Michael	QB	6-0	202	Fr.	Kenton, OH (Kenton/Ohio)							
67	Murray, Jonathan	OC	6-4	268	Jr.	Clear Lake, IA (Clear Lake)							
53	Nath, Tony	DE	6-0	228	Sr.	Estherville, IA (Estherville-Lincoln Central/Iowa Lakes/NIACC)							
87	Nofal, Justin	TE	6-4	248	Jr.	Overland Park, KS (Blue Valley Northwest)							

1999 NUMERICAL ROSTER



NO	NAME	POS.	HT.	WT.	CL.	HOMETOWN (High School/JC)	NO	NAME	POS.	HT.	WT.	CL.	HOMETOWN (High School/JC)
1	Harraway, Adrien	SS	5-11	190	Fr.	Columbus, OH (Northland)	82	Mikkelsen, Scott	SE	5-10	178	Sr.	Dike, IA (Dike-New Hartford)
2	Adams, Dymon	RB	6-0	231	Sr.	Fletcher, NC (Roberson/Ellsworth/Clémson)	83	Solidag, Jake	SE	6-1	184	Jr.	Mansfield, OH (Mansfield)
3	Berlin, Eddie	SE	6-0	192	Jr.	Urbandale, IA (Urbandale)	84	Walter, Ryan	TE	6-4	212	Fr.	Charles City, IA (Charles City)
4	Furrey, Mike	WR	5-10	185	Sr.	Hilliard, OH (Hilliard/Ohio State)	85	Rice, Josh	TE	6-5	220	So.	Cedar Rapids, IA (Lind-Mar)
5	Gunn, David	CB	5-8	165	Jr.	Billings, MT (Skyview/North Dakota State College of Science)	86	Benett, Aaron	FL	5-8	180	Jr.	Des Moines, IA (East)
6	Browner, Brent	CB	5-8	177	So.	Davenport, IA (North)	87	Nofal, Justin	TE	6-4	248	Jr.	Overland Park, KS (Blue Valley Northwest)
7	Wagner, Phil	RB	5-8	194	So.	Fayette, IA (North Fayette)	89	Hannam, Ryan	TE	6-3	234	So.	St. Ansgar, IA (St. Ansgar)
8	Peterson, Jerome	CB	5-8	183	Sr.	Baton Rouge, LA (Port Allen/Nebraska)	90	Bonner, Rashad	DT	6-0	265	Jr.	Kansas City, KS (Washington/Hutchinson)
10	Mitchell, Jack	DE	6-4	253	Sr.	Redondo Beach, CA (Redondo Union/Iowa State)	91	Hamre, Robert	DT	6-4	258	Fr.	Bloomfield, IA (Davis County)
11	Andersen, Brian	QB	6-0	202	Sr.	Marion, IA (Cedar Rapids Regis)	92	Thompson, Mondo	DE	6-2	231	So.	Apple Valley, MN (Burnsville)
14	Morrison, Michael	QB	6-0	202	Fr.	Kenton, OH (Kenton/Ohio)	93	Dolash, Jake	DE	6-3	223	Jr.	Laurel, IA (East Marshall)
15	Helming, Ryan	QB	6-2	213	Jr.	Springfield, MO (Kickapoo)	95	Peterson, Matt	DE	6-4	244	Sr.	Cedar Falls, IA (Cedar Falls)
16	Simon, Billy	QB	6-3	180	Fr.	Massillon, OH (Massillon Jackson)	97	O'Neill, Tim	NT	5-11	280	Jr.	Davenport, IA (Assumption)
17	Gerrell, Michael	RB	5-9	189	Jr.	Crawfordville, FL (Wakulla/Kentucky)	98	Banks, Daniel	DE	6-3	220	So.	Waterloo, IA (East)
18	Vettraino, Regi	SS	6-2	197	Jr.	Iowa Falls, IA (Iowa Falls)	99	Steele, Aaron	NT	5-10	255	Fr.	Gary, IN (Merrillville)
19	DeHaan, Cody	WR	5-11	184	Jr.	Orange City, IA (MOC-Floyd Valley)							
21	Rutledge, Brandon	OLB	6-0	218	Sr.	Tama, IA (South Tama/Iowa State)							
23	Roberson, Justin	RB	5-9	215	Sr.	Davenport, IA (North)							
24	Joseph, Moses	RB	5-9	190	Fr.	Glenview, IL (Glenbrook South)							
25	Malausky, Matt	P	5-11	203	So.	Manchester, IA (West Delaware)							
28	Benge, Adam	RB	5-11	191	So.	Ankeny, IA (Ankeny)							
29	Powell, Tyler	FS	5-10	175	Sr.	Plains, KS (Southwestern Heights/Garden City)							
30	Dallis, Carlos	OLB	5-9	195	Fr.	Columbus, OH (Beechcroft)							
31	Herndon, Jamal	DB	5-10	175	Fr.	Columbus, OH (Marion Franklin)							
32	Hall, Zachary	OLB	6-0	213	Fr.	Burlington, IA (Burlington)							
37	Young, Chase	PK	5-10	193	So.	Johnston, IA (Johnston)							
41	Stimmel, Chris	CB	5-10	185	So.	Tiffin, IA (Clear Creek Amana)							
42	Smith, Nathan	ILB	6-1	221	Fr.	Clive, IA (Des Moines Dowling)							
44	Lyle, Levi	RB	6-0	219	So.	Keota, IA (Keota)							
45	Schmidt, Nate	ILB	6-0	205	So.	Waterloo, IA (East/Upper Iowa)							
46	Tecklenburg, Aaron	DE	6-3	240	So.	Marshalltown, IA (Marshalltown/Iowa)							
47	Poppen, Mike	TE	6-2	230	Sr.	Geneseo, IL (J.D. Darnall Senior)							
48	Pedersen, Matt	OLB	6-0	221	Sr.	Hudson, IA (Hudson)							
49	Doak, Ryan	FS	6-2	194	Jr.	Lincoln, NE (Southeast)							
50	Gustafson, Chris	LB	6-2	220	So.	Gallup, NM (Gallup/Nebraska)							
51	Setterstrom, Chad	OT	6-4	267	So.	Northfield, MN (Northfield)							
52	Morris, Andy	ILB	6-1	230	Sr.	Riceville, IA (Riceville)							
53	Nath, Tony	DE	6-0	228	Sr.	Estherville, IA (Estherville-Lincoln Central/Iowa Lakes/NIACC)							
54	Vogt, Adam	OLB	6-4	219	So.	Manchester, IA (West Delaware)							
55	Cox, Justin	OLB	6-2	217	So.	Harlan, IA (Harlan)							
58	Elmer, Drew	ILB	6-1	220	Sr.	Cedar Falls, IA (Cedar Falls)							
60	Harms, Brad	OG	6-3	283	Jr.	Grundy Center, IA (Grundy Center/Iowa)							
61	Buss, Aaron	OG	6-5	280	Jr.	Parkersburg, IA (Aplington-Parkersburg)							
63	Meester, Brad	OC	6-4	292	Sr.	Parkersburg, IA (Aplington-Parkersburg)							
65	Brelsford, Brodie	OT	6-4	281	Fr.	Perry, IA (Perry)							
67	Murray, Jonathan	OC	6-4	268	Jr.	Clear Lake, IA (Clear Lake)							
68	Buenzow, Benjamin	OG	6-4	275	So.	Readlyn, IA (Wapisa Valley)							
74	Thomas, Edward	OL	6-1	275	Fr.	Cleveland Heights, OH (Cleveland Heights)							
75	Rieber, Joseph	OT	6-3	260	So.	Iowa Falls, IA (Iowa Falls)							
77	Beals, Matt	OT	6-5	277	Sr.	Des Moines, IA (Saydel)							
78	Zehr, Matt	OG	6-3	278	So.	Fort Dodge, IA (Senior)							
79	Ozbun, Ryan	OG	6-4	257	Fr.	Overland Park, KS (Blue Valley NW)							
80	Dorcy, Kevin	TE	6-3	222	So.	Grove City, OH (Grove City)							
81	Swanson, Matt	TE	6-3	239	Fr.	Dayton, IA (Ogden)							

PRONUNCIATION KEY

Dymon Adams — DI-mun
 Brandt Bacus — BACK-us
 Adam Benge — BENJ
 Jason Boehlke — BELL-key
 Adam Boeve — BOOV-ee
 Ross Bohner — BAAN-er
 Rashad Bonner — Rah-SHOD
 Benjamin Buenzow — BEN-zo
 Aaron Buss — BUS
 Travis DeGoei — De-GOO-ee
 Ben Deike — DIKE-ee
 Mike Furrey — FUR-ee
 Michael Gerrell — JER-el
 Robert Hamre — HAM-mer
 Ryan Hannam — HAN-um
 Jamal Herndon — Ja-MALL
 Scott Mikkelsen — MICK-el-sen
 Terrell Morgan — Tur-REL
 Tony Nath — NAATH
 Justin Nofal — NO-fall
 John Pantazis — Pen-TAZE-is
 Mike Poppen — POP-en
 Brad Richtsmeier — RICH-myer
 Joseph Rieber — RY-ber
 Chris Stimmel — STIM-mel
 Gordon Szymanski — Szee-MAN-ski
 Casey Tierney — TEER-ney
 Regi Vettraino — Vay-TRON-o
 Adam Vogt — VOTE
 Matt Zehr — ZEER



**NORTHERN
IOWA
FOOTBALL**

®



1999 PRESEASON DEPTH CHART

(END OF SPRING DRILLS)

OFFENSE

SE	3	Eddie Berlin**	Jr.	6-0	192
	86	Aaron Berinett	Jr.	5-8	180
		Tom Kehe	Fr.	5-11	169
LT	77	Matt Beals***	Sr.	6-5	277
	65	Brodie Brelsford	Fr.	6-4	281
LG	61	Aaron Buss*	Jr.	6-5	280
	79	Ryan Ozbun	Fr.	6-4	257
	68	Ben Buenzow	So.	6-4	275
C	63	Brad Meester***	Sr.	6-4	292
	67	Jon Murray	Jr.	6-4	268
RG	60	Brad Harms*	Jr.	6-3	283
	78	Matt Zehr	Fr.	6-3	278
RT	51	Chad Setterstrom	So.	6-4	267
	75	J.D. Rieber*	So.	6-3	260
TE	87	Justin Nofal**	Jr.	6-4	248
	89	Ryan Hannam*	So.	6-3	234
	47	Mike Poppen**	Sr.	6-2	230
QB	15	Ryan Helming**	Jr.	6-2	213
	11	Brian Andersen***	Sr.	6-0	202
	16	Billy Simon	Fr.	6-3	180
TB	28	Adam Benge*	So.	5-11	191
	2	Dymon Adams	Sr.	6-0	231
	44	Levi Lyle	So.	6-0	219
HB	4	Mike Furrey**	Sr.	5-10	185
	19	Cody DeHaan**	Jr.	5-11	184
FL	83	Jake Soliday**	Jr.	6-1	184

*Letters Earned

DEFENSE

LE	95	Matt Peterson***	Sr.	6-4	244
	92	Londo Thompson	So.	6-2	231
	53	Tony Nath	Sr.	6-0	228
NT	97	Tim O'Neill**	Jr.	5-11	280
	99	Aaron Steele	Fr.	5-10	255
DT	91	Robert Hamre	Fr.	6-4	258
	90	Rashaad Bonner	Jr.	6-0	265
RE	10	Jack Mitchell*	Sr.	6-4	253
	98	Danny Banks*	So.	6-3	220
SAM	21	Brandon Rutledge*	Sr.	6-0	218
	54	Adam Vogt*	So.	6-4	219
	55	Justin Cox	Fr.	6-2	217
MIKE	58	Drew Elmer**	Sr.	6-1	220
	52	Andy Morris***	Sr.	6-1	230
	42	Nate Smith	Fr.	6-1	221
WILL	48	Matt Pedersen***	Sr.	6-0	221
	30	Carlos Dallis	Fr.	5-9	195
	32	Zach Hall	Fr.	6-0	213
CB	8	Jerome Peterson	Jr.	5-8	183
	41	Chris Stimmel	So.	5-10	185
		Jed Hermann	So.	5-11	183
SS	18	Regi Vettraino**	Jr.	6-2	197
	1	Adrien Harraway	Fr.	5-11	190
		Hector Guerra	So.	5-10	186
FS	49	Ryan Doak**	Jr.	6-2	194
	29	Tyler Powell*	Sr.	5-10	175
	9	J.V. Williams	Fr.	6-2	196
CB	6	Brent Browner*	So.	5-8	177
	5	David Gunn	Jr.	5-8	165
		Charles Clark	Jr.	5-10	181



SPECIALISTS

K	37	Chase Young	So.	5-10	193
P	25	Matt Malausky	So.	5-11	203
	4	Mike Furrey**	Sr.	5-10	185
KO	11	Brian Andersen***	Sr.	6-0	202
	15	Ryan Helming**	Jr.	6-2	213
	16	Billy Simon	Fr.	6-3	180

KR	8	Jerome Peterson	Sr.	5-8	183
	4	Mike Furrey**	Sr.	5-10	185
	3	Eddie Berlin**	Jr.	6-0	192
PR	4	Mike Furrey**	Sr.	5-10	185
	19	Cody DeHaan**	Jr.	5-11	184
	3	Eddie Berlin**	Jr.	6-0	192
LS	58	Drew Elmer**	Sr.	6-1	220
	91	Robert Hamre	Fr.	6-4	258



THE COACHES





MIKE DUNBAR

When Mike Dunbar assumed the mantle as Northern Iowa's head football coach on January 9, 1997, he had the daunting task of replacing Terry Allen, who had stamped his own legacy on the Panther gridiron program by catapulting the Cats into the 1-AA playoffs seven straight campaigns.

It's one thing taking over a losing program. It's quite another accepting the reins of a program that had won or shared seven straight conference titles. Considering Allen and Panther football had been almost synonymous since Allen played for UNI, was a graduate assistant, then a fulltime assistant, before moving up to the head position, Dunbar had large shoes to fill.

"We are trying to, and hopefully always will, respect the tremendous tradition that Coach Allen and (Darrell) Mudra and (Stan) Sheriff and everybody else has built here," Dunbar has said. "We want to honor that tradition, but I have to coach what I know in the way I know it.

"I think the bottom line is that the kids want a chance to compete and they want a chance to win. It isn't Mike Dunbar or Terry Allen. UNI has a great program and great

tradition, and it's just my turn to try and keep it going."

Dunbar, his staff and the players almost pulled out the Panthers' eighth straight Gateway Conference title and subsequent trip to the 1-AA playoffs in his first season despite the trials and tribulations of transition, but a fluke play in the closing seconds of regulation at Western Illinois and the eventual loss in overtime dropped UNI to second place in the league at the end of the year. A 7-4 overall record wasn't enough to propel it into the playoffs.

A second consecutive 7-4 record also was not good enough in 1998, with the Panthers finishing 3-3 in the Gateway, tying for third place. With the team losing its starting quarterback for the year late in the second game, it took a few games for the new signal caller to get on track. The fact the Panthers won five straight games to end the campaign, including defeating league champion Western Illinois and defending national champion Youngstown State, was overlooked by the selection committee.

"Sitting there at 2-4, to finish the season with five straight wins is just a tribute to this senior group and the leadership," Dunbar said at the end of the season. "We kind of had to struggle through some adversity early in the season with some injuries and changes in our team. It took us awhile to regroup, but once we did, we really played well. We (were) playing hard-nosed, emotional, intense, and executing well — UNI football.

"When we lost our quarterback, I think we had to reestablish the chemistry and leadership of our team. Other people had to step up and assume a more aggressive role, more of a leadership role. A big group of upperclassmen stepped forward when their backs were against the wall. They've been through this tremendous tradition and pride

THE DUNBAR FILE



"It's a tremendous job, a class program like this with a great tradition. It's just a real privilege for me to even have the opportunity. I was excited to have the interview and I'm even more excited now to have the opportunity to lead this program with such great tradition." Mike Dunbar, at the time of his appointment as Northern Iowa's

head football coach.

Name: Michael L. Dunbar

Born: Dec. 31, 1948

Age: 50

Hometown: Galesburg, IL

Education: BA Washington, 1972, MA Pacific Lutheran, 1979; Also attended Michigan State from 1967-71

Career Record: 68-17-1, 8 years

UNI Record: 14-8-0, 2 years

Honors: Kodak Region I, Columbia Football Association Coach of the Year, 1988, 1989, 1990

College Coaching Experience:

1980-82, Defensive Coordinator, Central Washington

1983, Head Coach, Central Washington

1984-86, Offensive Coordinator, Massachusetts

1987-91, Head Coach, Central Washington

1992-96, Offensive Coordinator, Toledo

1994-96, Assistant Head Coach, Toledo

1997-Present, Head Coach, Northern Iowa

that UNI has, and they kind of made up their minds they were going to go and finish this thing right."

Dunbar's third year just might be the charm. After all, he knows all about losing and winning, and making losers into winners. His career record now is 68-17-1, with a 54-9-1 mark compiled in six seasons at NAIA Central Washington, ranking him first in winning percentage (.852) at the time among active NAIA head coaches.

Prior to being named head coach in 1983, he served three years as the Wildcats' defensive coordinator. Before his arrival as an assistant, CWU had won a total of only four games in three seasons and was considered one of the worst programs in the Northwest. In 1980, his first year as an assistant, the team finished 1-8 overall, then the program was turned around.

Dunbar's tenure at CWU was interrupted after his first year as head coach when he left in 1984 to take the offensive coordinator position at Massachusetts, a spot he held until 1986. UMass had been a perennial loser and was 3-8 in '84, then



THE DUNBAR RECORD

68-17-1

Year	Record	Postseason
1983	8-2-0	
1987	7-3-0	NAIA Playoffs
1988	9-1-0	NAIA Playoffs
1989	10-1-1	NAIA Playoffs
1990	11-1-0	NAIA Playoffs
1991	9-1-0	NAIA Playoffs
Central Washington: 54-9-1, Two No. 1 National Rankings		

1997	7-4-0
1998	7-4-0
Northern Iowa: 14-8-0	

Dunbar at Northern Iowa

Team	W	L
Cal Poly	1	1
Eastern Michigan	1	0
Illinois State	1	1
Indiana State	2	0
Iowa	0	1
Mankato State	1	0
McNeese State	0	2
Southern Illinois	1	1
Southern Utah	1	0
Southwest Missouri State	1	1
Stephen F. Austin	1	0
Western Illinois	1	1
Winona State	1	0
Youngstown State	2	0

finished with 7-4 and 8-3 records the next two campaigns. He then made the trek back across the country to CWU, where he was head coach from 1987-91. In 1992, he was named offensive coordinator at Toledo and was promoted to assistant head coach in 1994.

While at CWU, his teams earned two no. 1 national rankings, made the playoffs six times and, in 1991, extended a regular-season win streak to 40 games, finishing 9-0. In fact, the Wildcats were ranked among the NAIA Top 20 each year during Dunbar's tenure. Three straight years (1988, '89 and '90), he was named the Columbia Football Association Coach of the Year, as well as Kodak's Region I Coach of the Year.

CWU led the CFA in scoring, total offense, passing and net punting in 1991, while the total offense and scoring averages ranked second in the nation.

Toledo, on the otherhand, was 36-18-2 during Dunbar's five years as an assistant. The 1995 squad was 11-0-1 overall, won the Mid-American Conference title and defeated Nevada 40-37 in overtime in the Las Vegas

Bowl. It was ranked in all three major polls — 22nd by UPI, 24th by AP and 24th by CNN/USA Today. The Rockets set 21 offensive school records, including most points and most rushing TDs, and the team finished second in the MAC in total offense after leading the league the previous year.

Panther fans haven't lost the wide open offensive style and attacking defense under Dunbar which has brought thousands to their feet in the UNI-Dome under previous regimes. He has great respect for both sides of the football.

"I'm a great believer in balance in the offense," Dunbar has said. "We're not going to be three yards and a cloud of dust. We're going to spread the field and we're going to go after people. Balance to me means you throw the ball on first down, you don't wait until it's third-and-10.

"We're going to be an attacking-style defense. We're going to mix even and odd fronts. I've coached quarterbacks and I'm going to do things that bother quarterbacks. I don't want the quarterback to be able to come out of the huddle and sit there and know what the defense is in. We're going to disguise coverages, we're going to move some people around, we're going to be an attacking, aggressive, get-up-field defensive football team.

"I think the greatest team stat is turnover ratio. It's the one stat that I am concerned about...I've always approached the game, no matter where I've coached, basically the same. I think it's a matter of building a solid foundation for your fundamentals...I consider myself a teacher and an educator. My classroom just happens to be on the football field."

Dunbar earned a bachelor of science degree from Washington in 1972 and a master of arts degree from Pacific Lutheran in 1979. He was an assistant at PLU from 1976-78 and head baseball coach at Puget

Sound from 1979-80 before joining the CWU staff for the first time. He coached the quarterbacks, running backs and wide receivers at PLU. In his three seasons, the Lutes went 20-9 overall.

He graduated from Lakes High School in Tacoma, WA, in 1967, lettering in football, basketball and baseball. He played defensive back and was a pitcher at Michigan State and also played baseball at Washington. After receiving his B.A. from Washington in 1972, he received his master's in school administration from PLU in 1977.

Immediately following graduation from UW, he taught and coached in the Clover Park School District in Tacoma, where he continued to teach after joining the PLU staff. He also was an assistant baseball coach in 1981 and head baseball coach in 1982 and '83 at CWU.

Dunbar was born December 31, 1948, in Galesburg, IL. He and his wife, Linda, are the parents of two children, Troy, 19, and Lori, 18.





ASSISTANT COACHES

JEFF ZENISEK ASSISTANT HEAD COACH SECONDARY/SPECIAL TEAMS COORDINATOR (3RD SEASON)



No stranger to head coach Mike Dunbar, Jeff Zenisek joined his former coach as wide receivers assistant in 1997, was promoted to assistant head coach last year, and will coordinate the secondary and special teams this season.

Zenisek played offensive center at Central Washington in 1980-81, earning all-district honors and the team's Best Block Award in 1981. Dunbar was an assistant for both of those squads.

Prior to arriving at UNI, Zenisek spent five seasons as head coach at CWU, compiling a 35-17-1 record. His teams finished second four times in the league race, and he led the Wildcats to a 10-3-1 mark in 1995 and a share of the NAIA Division II national title, sharing with Findlay (OH). In all, CWU qualified for the NAIA national tournament twice. In addition to reaching the title game in 1995, the team reached the quarterfinals in 1993 before losing to eventual national champion Pacific Lutheran.

Zenisek was Dunbar's defensive coordinator at CWU and also coached the defensive backs for two years prior to being named head coach. He also served two seasons at CWU (1982-83) and two at Washington State (1984-85) as a graduate assistant. Prior to joining the CWU staff in 1990, he was the head coach at Orcas Island High School in Eastsound, WA, from 1986-90, where he also served as athletic director and head girls basketball coach.

Born February 8, 1959, in Riverton, WY, he grew up in Dubois, WY, graduating from Pinedale High School in 1977. Besides football, he also lettered in basketball and track. He earned all-conference honors as a linebacker and was named team captain and best blocker. He played one season at Wenatchee Valley College and one season at

THE ZENISEK FILE

Education:

B.A. Central Washington University, 1983
M.A. Central Washington University, 1984

College Coaching Experience:

1998 Northern Iowa
Assistant Head Coach/Wide Receivers
1997 Northern Iowa
Wide Receivers
1992-97 Central Washington
Head Coach
1990-97 Central Washington
Defensive Coordinator
1984-86 Washington State
Graduate Assistant
1982-84 Central Washington
Graduate Assistant

Mt. Hood Community College before enrolling at CWU.

Zenisek has coached five UNI all-conference selections, including second-team all-American Mike Furrey.

Zenisek and his wife, Robin, have an eight-year-old daughter, Jordan.



BRET INGALLS OFFENSIVE COORDINATOR OFFENSIVE LINE COORDINATOR (3RD SEASON)



Prior to joining Coach Mike Dunbar's staff, Bret Ingalls spent two years as offensive coordinator and offensive line coach at the University of Louisville. In 1995, one of his tackles was named all-American by Football News, College Sports and the Associated Press.

Ingalls joined the Louisville staff after spending the 1994 season as offensive line coach at Eastern Michigan, and was promoted to offensive coordinator following the team's seventh game of the year. The team averaged 36.6 points and went 4-0 the rest of the season.

Prior to his stint at EMU, he was running backs coach in 1989 and 1993, offensive line coach from 1990-92 and offensive coordinator from 1992-93 at San Diego State. All-American Marshall Faulk, the nation's leading rusher in 1991 and '92, was coached by Ingalls. Faulk went on to play for the Indianapolis Colts. SDS played in the 1991 Freedom Bowl.

His first coaching job was at Idaho, assisting with the

running backs from 1986-88, the offensive line from 1984-85 and the defensive backs as a student assistant from 1982-83. The Vandals were the Big Sky Conference champions in 1982, '85, '87 and '88.

At UNI, he has coached seven all-conference players, including honorable mention all-American Andy Pattee, and second-team all-American center Brad Meester.

Ingalls is a 1984 graduate of Idaho. He was a two-year starter at running back at Wichita State from 1979-81, and also played at Colorado one year.

Born August 19, 1960, in San Jose, CA, he graduated from Snohomish, WA, High School where he earned all-America honors. A multi-sport athlete, he also participated in basketball and baseball.

He and his wife, Diana, are the parents of two sons, Samuel and Jack.

THE INGALLS FILE

Education:

B.A. Idaho, 1984

College Coaching Experience:

1997-Present Northern Iowa
Offensive Coordinator/Offensive Line
1995-96 Louisville
Offensive Coordinator/Offensive Line
1994 Eastern Michigan
Offensive Line
1992-93 San Diego State
Offensive Coordinator
1989, 1993 San Diego State
Running Backs
1990-92 San Diego State
Offensive Line
1986-88 Idaho
Running Backs
1984-85 Idaho
Assistant Offensive Line
1982-83 Idaho
Student Assistant





JAY NIEMANN DEFENSIVE COORDINATOR LINEBACKERS (3RD SEASON)



Jay Niemann made the journey from Des Moines, IA, to Cedar Falls to take over coaching the Panther defensive secondary after spending the previous eight seasons at Drake University. He moved over to coach the linebackers last season, and this year, he has been

promoted to defensive coordinator and still will oversee the linebackers.

Niemann was the defensive coordinator and secondary coach for the Bulldogs. Drake defenses had top 10 1-AA rankings in rushing defense, total defense, scoring defense and pass efficiency defense from 1994-96.

From 1987-88, he served as graduate assistant at Washington, where he also worked with the defensive backs. While there, UW played in the 1987 Independence Bowl against Tulane.

In 1986, Niemann was a volunteer assistant working with inside linebackers at Washington and was elevated to fulltime responsibilities with the outside linebackers for the Sun Bowl game against Alabama. And in 1985, he was the inside linebackers coach and coordinator of special teams at Western Washington.

Under his direction in 1997, cornerback Tyree Talton was named first team all-conference and honorable mention all-American. In total with the Panthers, he has coached two all-conference selections and two all-Americans.

Raised in Iowa, Niemann is a 1979 graduate of Avoca Community High School in Avoca. He was a first team all-stater in 1977 and '78, a two-time all-conference pick and was selected team captain for the Iowa Shrine Bowl All-Star team in 1979. He also lettered in basketball, track and baseball.

He received his bachelor's degree in physical

THE NIEMANN FILE

Education:

B.A. Iowa State University, 1983
M.A. Western Washington University, 1987

College Coaching Experience:

1998 Northern Iowa
Linebackers
1997 Northern Iowa
Secondary
1989-97 Drake
Def. Coordinator/Secondary
1987-88 Washington
Graduate Assistant
1986 Washington
Volunteer
1985 Western Washington
Linebackers/Coord. Special Teams
1983 Iowa State
Student Assistant

education from Iowa State in 1983 and was a letterman at linebacker for the Cyclones from 1979-82. He went on to receive his master's from Western Washington in 1987.

Niemann and his wife, Lou Ann, are the parents of two sons, Benjamin, age four; and Nicholas, almost two.

TODD EAGEN DEFENSIVE LINE RECRUITING COORDINATOR (8TH SEASON)



The only holdover from Terry Allen's staff, Todd Eagen is in his eighth season as an assistant with the Panthers.

Eagen played defensive end for Northern Iowa from 1986-90. A four-year letterman, he was selected honorable mention all-

conference his junior year and to the second team his senior year. He also was a team co-captain and co-MVP his senior year, after setting a school record for most sacks in a single season with 14.

He previously has assisted with the Panther tight ends, in addition to the defensive line. Tight end Matt Harken received first team all-conference honors and was named honorable mention all-American by the Sports Network and Football Gazette in 1994. In all, Eagen has coached five all-conference selections and three all-Americans.

A graduate of Oskaloosa (IA) High School, he was a two-time all-conference pick and a second-team all-stater as a senior. He also was a state champion in the shot put and a top-ranked wrestler. His father, Terry, was a successful head coach at both Harlan (IA) and Marshalltown (IA) High Schools, while his sister was a member of the United States handball team which played in the Atlanta Summer Olympics.

He was born January 18, 1968. His wife's name is Val.

THE EAGEN FILE

Education:

B.A. Northern Iowa, 1991

College Coaching Experience:

1997-98 Northern Iowa
Defensive Line
1996 Northern Iowa
Tight Ends
1995 Northern Iowa
Defensive Ends
1994 Northern Iowa
Tight Ends
1992-93 Northern Iowa
Student Assistant

CHRIS HEDDEN RUNNING BACKS/ACADEMIC COORDINATOR (3RD SEASON)



Chris Hedden is no stranger to head coach Mike Dunbar. He came to UNI in 1997 in charge of the tight ends and assisted Bret Ingalls with the offensive line. Last season he moved to the running backs, where he will coach this year along with the additional duties of academic

coordinator.

He was a graduate assistant at Toledo in 1996, aiding the wide receivers, supervising and directing the defensive scout team and coaching the special teams.

Prior to his position at Toledo, he spent one year at Division II Tiffin University as the offensive line coach, and prior to that assignment, was the outside linebacker coach in 1994 and the offensive line coach in 1993 at Tiffin Columbian High School in Tiffin, OH, where he was an all-state offensive guard. He graduated in 1990.

Hedden also played two years of football at Ashland University before graduating with a degree in secondary education from Heidelberg.

In his two years with the Panthers, he has coached two all-conference performers.

He was born October 21, 1971.

THE HEDDEN FILE

Education:


B.S. Heidelberg College, 1994

College Coaching Experience:

1998 Northern Iowa
Running Backs
1997 Northern Iowa
Tight Ends
1996 Toledo
Graduate Assistant
1995 Tiffin University
Offensive Line



GARRICK MCGEE WIDE RECEIVERS (1ST SEASON)



Garrick McGee is in his first season with the Panthers and is in charge of the wide receivers. He's a 1996 graduate of the University of Oklahoma. Under head coach Gary Gibbs, he was named the Big Eight Offensive Newcomer of the Year by the coaching staff in 1994. He was one of

only three Big Eight quarterbacks to top the 300-yard mark when he passed for 308 yards against Kansas State.

In 1995, he played for Howard Schnellenburger and currently stands as UO's all-time single-season leader in pass attempts and completions. He finished second on the single-season list for yardage (1,909) and total offense (2,014). He ranked fourth in the Big Eight and 43rd nationally in total offense.

Prior to transferring to Oklahoma, McGee played at Northeast Oklahoma A&M in 1993, where he received honorable mention JUCO all-American honors. He was rated one of the top five players in the country by several recruiting services. He set a single-season passing record when he completed 133-of-254 passes for 1,998 yards and 15 TDs. He also rushed for 484 yards and nine TDs. The team was ranked third in the country at the end of the season with a 10-1 record and was ranked first in scoring offense (43.3 avg.) and total offense. McGee ranked first nationally in total offense.

McGee redshirted in 1991 at Arizona State, winning Scout Team Player of the Year. In 1992, he started two-of-four games played, completing 24-of-42 passes for 487 yards and three TDs.

He's a graduate of Booker T. Washington High School in Tulsa, OK, where he played for his father. He passed for more than 3,000 yards and rushed for more than 1,500 his final two prep seasons, earning all-City and all-state honors both years.

At the time of his UNI appointment, he was entering his fourth year as assistant football and track coach at Langston University. He served as special teams coordinator and wide receivers coach, in addition to assisting in track and serving as NFL scout liaison and head equipment manager. He also coached the quarterbacks in 1997 and was defensive back coach in 1996, when the team finished first in the nation at the NAIA Division I level in pass defense.

THE MCGEE FILE

Education:

B.A. University of Oklahoma, 1996
A.A. Northeast Oklahoma A&M, 1993

Collegiate Coaching Experience:

1998 Langston University
Wide Receivers/Special Teams Coordinator
1997 Langston University
Quarterbacks
1996 Langston University
Defensive Backs

McGee also has coached at various clinics and served as an assistant on Eddie Robinson's staff at the 1996 Freedom Bowl All-Star Classic at Texas Stadium.

He was born April 6, 1973.

STEVE BEARD QUARTERBACKS (3RD SEASON)



Steve Beard exchanged his pads for a coaching shirt two years ago. After coaching the tight ends his first two seasons, he is in charge of the quarterbacks this year, a position he is quite familiar with.

He was a first-team all-Gateway pick for UNI in 1996 after completing 197-of-360 passes for 3,433 yards and 26 touchdowns his only year as the starter. A co-captain, he ranked first in the league in passing efficiency and total offense and was second in the nation in passing and 14th in total offense.

He served as a backup his first three years in a Panther uniform. He also was a pitcher on UNI's baseball team and helped to lead the Panthers to their highest Missouri Valley Conference finish in history, placing second behind Wichita State.

A native of Woodstock, IL, he was taken in the 38th round of the amateur baseball draft by the Montreal Expos out of high school. He was a two-time baseball MVP, and a three-time all-conference and all-area pick. He also led his team to two consecutive football playoffs.

Beard coached second-team all-Gateway pick tight end Dorrick Roy last season.

He was born January 26, 1974.

THE BEARD FILE

Education:

B.A. Northern Iowa, 1997

Collegiate Coaching Experience:

1997-98 Northern Iowa
Tight Ends

JAY KAISER ASST. OFFENSIVE LINE TIGHT ENDS (1ST SEASON)



Jay Kaiser joins the Panther staff after serving as the tight ends coach and recruiting assistant at Northwest Missouri State the last two years. He was head offensive line coach at Bethany College from 1995-96, and was an assistant line coach at Bethany from 1993-94. He also has served as assistant strength and specialty coach at NMS.

NMS was national champion in 1998, becoming the first Division II team to go 15-0. Bethany was a NAIA Division II national playoff team in 1993 and from 1995-96. NMS ranked first in the country in scoring and third in passing in 1998, while Bethany was ranked first in scoring, passing and total offense in 1995 and '96.

Kaiser coached two all-conference tight ends at NMS, and seven all-conference and two all-America linemen in two years at Bethany.

He received his master's from NMS in 1998 and his undergraduate degree from Bethany in 1997. He's a 1992

THE KAISER FILE

Education:

M.S. Northwest Missouri State, 1998
B.A. Bethany College, 1997

Collegiate Coaching Experience:

1997-98 Northwest Missouri State
Graduate Assistant
1995-96 Bethany College
Offensive Line
1993-94 Bethany College
Assistant Offensive Line

graduate of Liberal High School in Liberal, KS.

CHRIS WHITMORE ASSISTANT SECONDARY (1ST SEASON)



Chris Whitmore comes to Northern Iowa from NAIA Division I Montana Tech in Butte, MT, where he has been the linebackers coach, video coordinator and computer technician since 1996.

MT was Frontier Conference champions in 1996

and '97, and a national championship finalist in '96 and quarterfinalist in '97. From 1996-98, the team led the league in scoring defense and in 1998, ranked sixth in the nation in rushing defense.

Whitmore played outside linebacker for Tech from 1993-96, earning all-conference honors as a sophomore. He was injured before his junior year. He graduated in 1998.

He played outside linebacker for the 1992 Montana High School AA state champion, Charles M. Russell High School in Great Falls, MT.

He was born July 30, 1975.

THE WHITMORE FILE

Education:

B.S. Montana Tech, 1998


Collegiate Coaching Experience:

1996-98 Montana Tech
Linebackers

SUPPORT STAFF



JIM KRAMER STRENGTH AND CONDITIONING (3RD SEASON)



Jim Kramer, a 1989 graduate of Wisconsin-LaCrosse, joined the UNI department in July of 1997 as the Panthers' strength coach.

At the time of his appointment, he had been an assistant director of player development since 1995 for the Georgia Tech Athletic


Association and strength and conditioning coach from 1993-95. He also served as an assistant strength and conditioning coach at Appalachian State from 1990-92.

Other professional experience includes serving as the intern strength and condition coach at the United States Olympic Training Center from August through December 1989 and as a volunteer in that position at Wisconsin-LaCrosse.

A native of Platteville, WI, he received his master's in exercise science from Appalachian State in August of 1993. He was the 91kg champion at the American Weightlifting Championships in 1996 and was a National Strength and Conditioning Association (NSCA) Challenge Scholarship recipient. He was an NAIA Academic All-American wrestler at UW-LaCrosse and was a member of that school's 1985 NAIA national championship football team.

He's a certified level 1 Olympic weightlifting coach and a certified strength and conditioning specialist. He was named the 1999 Missouri Valley Conference Professional of the Year and was a 1999 NSCA Strength and Conditional Professional of the Year Nominee.

He's married to the former Kimberly Hollister.



VICKI MELNICK ACADEMIC ADVISOR (2ND SEASON)



Vicki Melnick joined the Panther staff in November of 1977 as Athletic Academic Advisor. Her responsibilities include coordinating academic services for over 400 Panther student-athletes and serving as liaison to UNI Academic Advising Services, and to the Director of the Center for

Academic Achievement.

She also sits on the UNI Compliance Council, the Academic Advising Council, and the Intercollegiate Athletics Advisory Committee.


Prior to joining the UNI staff, she was an athletics academic services intern at the University of Utah for one year, from July of 1996 to July of 1997. Her primary responsibilities included serving as academic advisor for the men's golf, men's and women's track and cross country, and men's and women's skiing teams.

She was an assistant athletic academic advisor at Western Illinois from 1994-1996, and a Compliance Office volunteer with the Leathernecks from January through May of 1996.

Melnick earned her master's degree from WIU in 1997 and her bachelor's from Michigan State University in 1991. She was a graduate assistant in the WIU physical education department from 1994-96 and was a substitute teacher from 1992-94.

She's a member of the National Association of Academic Advisors for Athletics, Phi Kappa Phi National Honor Society, and the National Association of Collegiate Women Athletic Administrators.

TERRY NOONAN DIRECTOR OF SPORTS MEDICINE (16TH SEASON)



Terry Noonan was named athletic trainer 14 years ago after serving as interim head trainer for one year. Prior to that, he had served as assistant trainer at UNI since 1983.

From 1979-81, he was a graduate assistant at UNI and then spent the next two years

as a physical fitness instructor at Hawkeye Community College in Waterloo, IA. From 1981-83, he also served as trainer for Columbus High School in Waterloo.

He has been a nationally certified athletic trainer for 17 years and is licensed as an athletic trainer in the state of Iowa. He has served as an examiner for the NATA BOC certification exam and has been a member of the NATA District V Board of Directors for five years. He recently was elected the President of District V, which is comprised of Missouri, Kansas, North Dakota, South Dakota, Oklahoma, Kansas and Iowa. He has served as

Newsletter Editor of District V for the last three years.

Noonan has been active in the Iowa Athletic Trainers Society and has served as the secretary-treasurer, president-elect and president.

Noonan received his bachelor's degree in recreation administration from Loras College in 1978, his master's from Eastern Kentucky in 1979 and completed additional graduate study in physical education with an emphasis in athletic training from UNI in 1981.

His wife's name is Jeri, and the couple has one son, Casey, 15.

STEVE NURSE EQUIPMENT MANAGER (6TH SEASON)



Steve Nurse was named UNI Equipment Manager in August of 1993. At the time of his appointment, he had been assistant manager at Menards Hardware Store in Omaha, NE, since February of 1993. Prior to that, he had been an assistant manager for Eby's Athletic Co. in Council Bluffs, IA, and was a store manager for Pro Sports in Fairfield, IA.

No stranger to UNI, Nurse was an assistant equipment manager for the Panthers from 1984-88. He received his bachelor's degree in community recreation from UNI in 1988.

He is a member of the Athletic Equipment Managers Assoc., received the Iowa Bar Association's Citizenship Award and has been a counselor at UNI's boys' basketball camps.

His wife's name is Lori, and the couple has two children — Rachel, 4, and Andrew, 1.

DR. JITU KOTHARI TEAM DOCTOR



Dr. Kothari has been the Panthers' orthopedic surgeon for the past 16 years. Specializing in Sports Medicine, he practices at both Allen and Covenant Hospitals in Waterloo, IA, and is a founding member of the Cedar Valley Medical Specialists, a specialty group

of over 50 physicians.

He is a native of India. He received his medical degree from Baroda Medical College in his native country. He did his orthopedic training in Wichita, KS.

Dr. Kothari is married and lives with his wife, Harshida, and three children in Waterloo.



Robert Anderson
Asst. Media Relations
Dir.



Julie Bright
Assoc. Athletic Director/
Business Services



Kevin Buisman
Assoc. Athletic
Director/
Sports Management



Kevin Kane
Assoc. Media Relations
Dir./
Women's Golf Coach



Dave Kohrs
UNI-Dome Facilities
Coord.



Scott Leisinger
Athletic Development
Dir.



Nancy Scoggins
Secretary
Football/Men's
Basketball



Eric Tyler
Marketing &
Promotions Dir.



Linda Wiges
Media Relations
Secretary



Dr. Jack Wilkinson
NCCA Faculty Rep.

PANTHER DIRECTORY (Area Code 319)



Dr. Sandra Williamson
Assoc. Athletic
Director/
Compliance



Paul Zakowski
Ticket Manager

Football StaffOffice: 273-6175

	Office	Home
Mike Dunbar, Head Coach.....	277-3443	
Jeff Zenisek, Assistant Head Coach/Secondary.....	988-3998	
Bret Ingalls, Offensive Coord./Offensive Line.....	266-1453	
Jay Niemann, Defensive Coord./Linebackers.....	292-3790	
Todd Eagen, Defensive Line/Recruiting Coord.....	266-4742	
Steve Beard, Quarterbacks.....	266-8161	
Chris Hedden, Running Backs/Academic Coord.....	232-2701	
Jay Kaiser, Tight Ends/Asst. Offensive Line.....	232-2701	
Garrick McGee, Wide Receivers.....	234-6935	
Chris Whitmore, Assistant Secondary.....	232-2701	
Kent Anderson, Film Coordinator.....	232-6743	
Nancy Scoggins, Secretary.....	235-7950	

Athletic Administration

	Office	Home
Dennis Anderson, Asst. Equipment Man.....	273-2459	232-4424
Julie Bright, Assoc. A.D./Business.....	273-2475	983-2898
Kevin Buisman, Assoc. A.D./Sport Management.....	273-6050	291-6269
Kay Bukatz, UNI-Dome Secretary.....	273-6050	277-8095
Joan Craig, A.D. Secretary.....	273-2470	234-7677
Cindy Garside, Spirit Squad Adv.....	273-6944	988-4168
Dave Kohrs, UNI-Dome Facilities Coord.....	273-2865	277-4366
Scott Leisinger, Ath. Development Dir.....	273-6078	266-7928
Vicki Melnick, Academic Adv.....	273-7719	233-9759
Steve Nurse, Equipment Man.....	273-2459	266-8970
TBA, Ath. Dir.....	273-2470	TBA

Sloane Roloff, Ath. Development Coord.....	273-2471	266-3907
Eric Tyler, Marketing & Promotions Dir.....	273-6944	266-3907
Jennifer Watson, Ath. Business Office.....	273-2989	233-3194
Dr. Jack Wilkinson, NCCA Faculty Rep.....	273-2515	987-2909
Dr. Sandra Williamson, Assoc. Ath. Dir./Compliance.....	273-6033	277-1633
Heather Woody, Corp. Sales Dir.....	273-7817	277-1204
Paul Zakowski, Ticket Manager.....	273-6131	234-5293

Sports Medicine and Conditioning

Nancy Bowers, Asst. Dir.....	273-6476	266-8219
Matt Gage, Asst. Dir.....	273-6108	273-9010
Jim Kramer, Strength & Conditioning Coach.....	273-6175	277-0559
TBA, Dir.....	273-6369	TBA



Media Relations Staff

Robert Anderson, Asst. Dir.....	273-2932	268-0217
Nancy Justis, Dir.....	273-6354	277-3631
Kevin Kane, Assoc. Dir.....	273-3642	277-6828
Linda Wiges, Secretary.....	273-3100	478-8651

Other Important Phone Numbers

Football Press Box.....	273-6311
UNI Public Relations.....	273-2761
Gateway Football Conference Office.....	314-421-0339
Ticket Office.....	273-DOME
University Information.....	273-2311

THE PLAYERS





WALTER PAYTON CANDIDATE MIKE FURREY



by Eric Pratt, Northern Iowa Media Relations
Student Assistant

Three years ago, Mike Furrey seemed to have the football market cornered. He had just completed a fulfilling high school career and landed a walk-on spot at tradition-rich Ohio State in his native state. Furrey was playing the game he loved in front of family and friends at a school he always had admired. On paper, it was a hometown success story that couldn't be scripted much better.

Looks can be deceiving, though, and Furrey soon found himself searching for more. He was forced to play the waiting game as a Buckeye underclassman, paying his dues as only a spotty contributor. Furrey's patience was wearing thin, and time suddenly was becoming a valuable commodity. Rather than climbing the ladder at OSU, he felt it was in his best interest to look elsewhere for immediate playing time. Without any guarantees, Furrey took the biggest risk of his career and transferred to Northern Iowa before the start of the 1997 season.

Furrey was starting over, more or less, and UNI was ground zero. He left everything behind and decided to pull the trigger on the gamble of a lifetime.

Jackpot.

Furrey's golden leap of faith has transformed him into one of the more prolific receivers in the college game today. Leaving the high-profile atmosphere at OSU behind may have seemed risky at the time, but looking back, he now knows the right choice was made. He has resurrected his career with the Panthers, and now finds himself back on top.


"Sometimes you don't get everything you want, and everything works out for the best anyway," Furrey said. "I'm really happy I came (to UNI). It's been a great ride, and I wouldn't trade the experience for anything."

Furrey's single-season numbers are almost startling. In 1997, he made an instant name for himself by catching a school- and Gateway Conference-record 82 passes for 1,291 yards and seven touchdowns. He was a first-team all-conference selection, made the league's All-Newcomer team, and was a second-team all-American pick.

Not to be outdone as a junior last fall, Furrey

shattered his own benchmark for receptions in a season with 86, adding 1,074 yards and 10 touchdowns to his fast-growing career totals. He again was named first-team all-Gateway and second-team all-American. In just 22 games, he has moved within eight catches of former Panther star Dedric Ward, now playing for the New York Jets, for first place on UNI's all-time receiving list.

The numbers and accolades are flattering to Furrey, but they don't mean much to him if the Panthers aren't winning. UNI has missed out on the Division 1-AA playoffs in each of his two years,



leaving plenty of room for improvement.

"If the numbers aren't helping the team win, it's kind of a moot point," Furrey said. "To me, it's all about contribution. I just happen to play a high-profile position that tends to single players out. I'm more interested in winning as a team than anything else."

In order for the Panthers to return to postseason play, Furrey knows the team must re-adjust its goal and stay more on track.

"We kind of got caught up in coming from behind last year," he said. "Instead of playing game-by-game, we had our sights set on the broader picture. Then, we dug ourselves a hole early and started thinking how many wins it would take down the road."

"A football team should take it one game at a

time," he added. "That's what we're trying to accomplish this year. Obviously, we want to win the Gateway and get (back) into the playoffs, but we're only going to worry about the game ahead of us for each particular week. Everything else will take care of itself."

Furrey also hopes to take on more of a leadership role as one of the 17 seniors on this year's squad. He notes that a good balance of talent and chemistry will take the Panthers a long way.

"We're all getting along and picking each other up more than ever," he said. "A lot of guys put in some great efforts this spring, and I think we really came along as a group. The key is to keep things positive and continue to work toward our goals."

Furrey credits the coaches for giving him a push in the right direction, but insists they can only do so much. Eventually, he thinks, the responsibility falls on the individual to succeed.

"We're all adults now," he said. "The coaches put us in a position to reach our potential, but in the end, it's up to us. You have to keep a level head and have confidence in yourself."

Furrey doesn't shy away from the possibility of playing football professionally. He's keeping his options open until the season is over, at which time he will take the necessary steps toward taking his game to the next level.

"My priorities are here first and foremost, but I am thinking about it (pro ball) every day," he explained. "After all, the end of my college career is just months away. I can't ignore the opportunities that may come along."

"I'll contact some friends from Ohio State that have gone through the whole process, as well as the guys here. That's down the road, though. For now, we've got some unfinished business to attend to."


Furrey's career has taken many different twists and turns, but he knows no matter what happens, he has the support of his family as a guiding light.

"The support of my family has been critical," he said. "They've been instrumental in my development as a player and as a person. I can't imagine making any choices or taking any steps without them by my side every step of the way."



PANTHER PROFILES

*ALL-STAR CANDIDATE DYMON ADAMS



2

Senior*RB
6-0*231
Fletcher, NC
Roberson HS
Ellsworth/Clemson

One of the fastest players on the squad. Practiced in the spring after transferring from Clemson. Listed behind Adam Bengé


at tailback heading into the fall.

Clemson: Originally signed with Clemson in February of 1996. Reentered in January of 1998. Went from obscurity to second-team tailback by the end of spring. Carried the ball 141 yards on 26 carries in spring game, setting a school spring game record for yards. Rushed for 50 yards in 18 carries in 1998 regular season. **Ellsworth Junior College:** All-American, all-conference in 1997.

High School: Graduate of Roberson HS. Rushed for 1,786 yards and 17 TDs on 309 carries as a senior, a 5.8 average. Gained 4,110 all-purpose yards in career. ACC region choice by Bluechips Magazine. First-team Eastern North Carolina as a junior and senior. Tom Lemming All-Mid-Atlantic choice. All-state. Ranked as #14 player in North Carolina by SuperPrep. Ranked among the top 25 backs in the South by the Plyler Report.

Personal: Born Dec. 18, 1976. Majoring in Communications. Enjoys working out and playing with his dog. Most inspired by his mother because "she pushed me to the top and she was a strong woman". Competition inspires passion and intensity.

BRIAN ANDERSEN



11

Senior*Quarterback
6-0*202
Marion, IA
Cedar Rapids Regis

Listed as the backup behind Ryan Helming heading into the fall. **1998:** Began as the third quarterback and moved up to backup

with injury to Todd Goebbel. Played in only two games, completing seven-of-11 passes for 80 yards and two TDs with non interceptions. Also rushed three times for a minus-seven yards. Saw action against Cal Poly and saw most of his action in the final game against Winona State, completing seven-of-10 passes for his 80 yards.

1997: Played in only one game, attempting no passes in the second game of the year against Mankato State.

1996: Saw little action.

1995: Redshirted.

High School: Earned three letters in basketball and two each in football and baseball. Played in the state basketball tournament two years. Iowa Newspaper Assoc. honorable mention all-state and played in the Iowa Shrine Bowl. First-team all-Mississippi Valley in football, all-Metro; honorable mention all-Metro in basketball. Received Regis' Coaches Award in football in 1994. Wendy's National Heisman Nominee. Co-captain in both football and basketball. Led the conference in passing his senior year.

Personal: Son of Steve and Karen Andersen. Enjoys all outdoor activities, sports and bowling. Born Dec. 12, 1976.

Passing	Att-Com-Int	Yards	TDs	Long
1998	11-7-0	80	2	30
Rushing	Att	Yards	TDs	Long
1998	3	-7	0	6

DANIEL BANKS



98

Sophomore*DE
6-3*220
Waterloo, IA
East HS

Listed as the backup at right end behind Jack Mitchell heading into the fall. **1998:** Played in all 11 games, primarily on special

teams. Recorded four solo and two assisted tackles. High game two tackles versus Cal Poly.

1997: Redshirted.

High School: Earned four letters in football and basketball, earning all-Metro and honorable mention honors. Played in the 1995 state basketball tournament, and on Gus Macker and AAU teams. Recorded 60 tackles, nine quarterback sacks and five fumble recoveries in two years.

Personal: Born Jan. 29, 1979. Son of Emell and Tammy Banks. Majoring in Architectural Drawing and Design.

Defense	Solos	Assts	Int	Sacks	FF	FumRec
1998	4	2	0	0	0	0

*ALL-STAR CANDIDATE MATT BEALS



77

Senior*OT
6-5*277
Des Moines, IA
Saydel HS

Probable starter at weak tackle heading into the fall. One of two returning starters in the offensive line. **1998:** Starter.

Preseason all-conference and first-team all-conference at end of season.

1997: Primary starter at guard. Honorable mention all-conference.

1996: Hampered by knee injuries with an ACL.

1995: Redshirted.

High School: Earned three letters each in football and track. Second-team all-state, first-team all-district. Played in the Iowa Shrine Bowl. MVP his senior year.

Personal: Born Dec. 6, 1976. Son of Bill and Anne Beals. Pre-med major. Enjoys fixing things and playing SEGA.

*ALL-STAR CANDIDATE ADAM BENGE



28

Sophomore*TB
5-11*191
Ankeny, IA
Ankeny HS

Listed as the starter heading into the fall. **1998:** Services called upon beginning in the fourth game due to other injuries.

Missed the last two games because of a shoulder sprain. Despite starting only three-of-six games played, team's second-leading rusher with 427 yards and five TDs on 108 carries. Season-high 140 yards against Youngstown State and also had 101 yards in his first game at Stephen F. Austin. Tied a school and Gateway record with four rushing TDs against YSU and tied a school mark with 24 points in a game, also against YSU. Also caught 12 passes for 121 yards, with a season-high eight catches for 89 yards against Indiana State. Don Hansen's Football Gazette 1-AA Regional Player of the Week for his effort against YSU. Named to the league's All-Newcomer Team.

High School: Participated in football and track. First-team Elite All-State running back, all-state defensive back, state runnerup in

long jump.

Personal: Born Dec. 15, 1979. Son of Randy and Maggie Berge. Enjoys drawing and playing sports.

Rushing	No	Yards	Avg	TDs	Long
1998	108	427	4.0	5	25
Receiving	No	Yards	Avg	TDs	Long
1998	12	121	10.1	0	25

AARON BENNETT



86

Junior*SE
5-8*180
Des Moines, IA
East HS

Listed as a backup at split end behind Eddie Berlin heading into the fall. **1998:** Played in all 11 games, but sparingly,

and saw most of his action on special teams.

1996-97: Saw limited action.

1995: Redshirted in 1995.

High School: Earned two letters in football and three each in basketball and track. All-conference in basketball. First-team all-conference, all-city, all-Metro and fifth-team all-state in football. Leading kick returner in conference.

Personal: Born Feb. 24, 1977. Son of Darrell and Vicki Bennett. Majoring in business finance. Enjoys fishing, golfing, lifting weights and running.

*ALL-STAR CANDIDATE EDDIE BERLIN



3

Junior*SE
6-0*192
Urbandale, IA
Urbandale HS

Obvious starter at split end heading into the fall. **1998:** Team's second-leading receiver with 65 catches for 962 yards

and four TDs. Season-high 12 catches for 187 yards at Southern Illinois, tying a school record for catches in a game. His 65 catches ranks fourth on the Gateway all-time list. Ranked third in the league and 25th in the nation in receiving yards per game (87.5), third in the league and 24th in the nation in receptions per game (5.91) and ninth in the league in all-purpose running (87.5). Second-team all-conference.

1997: Started seven-of-11 games. Team's second-leading receiver with 46 catches for 640 yards and a team-high eight TDs. Season-highs included eight catches for 100 yards against Mankato State and six catches for 154 yards against Southwest Missouri State. Tied a team single-game high with two TDs versus SMS and Southern Utah. Ranked fourth in the league in receptions per game and yards per game. Returned four kickoffs for a 14.5 average. Honorable mention all-conference and named to the All-Newcomer team.

1996: Redshirted.

High School: All-conference, third-team all-state defensive back, team MVP. 4A state high jump champion and long jump runnerup finisher. Ran on state 4x100 team. Shrine Bowl selectee. Basketball all-conference, member of Iowa Junior Select AAU team, team captain. Baseball pitcher. Earned four letters in track, three in baseball and two each in basketball and football.

Personal: Born Jan. 14, 1978. Son of Bruce and Carla Berlin.

Receiving	No	Yards	Avg	TDs	Long
1997	46	640	13.9	8	48
1998	65	962	14.8	4	78
Kickoff Returns	No	Yards	Avg	TDs	Long
1997	4	58	14.5	0	25

PANTHER PROFILES



RASHAD BONNER



90

Junior DT
6-0 265
Kansas City, KS
Washington HS
Hutchinson College

Listed as the backup to Robert Hamre at tackle heading into the fall. Practiced in the spring after transferring from

Hutchinson JC.

Hutchinson: Honorable mention all-Jayhawk Conference.

High School: Earned prep letters in football, track and wrestling. First-team all-conference, second-team all-Kansas.

Personal: Born July 5, 1977. Son of Darlene Struggs and Ricky Brown. Majoring in criminology. Enjoys playing video games. Inspired most by his mother because "she went through a lot to raise me." Enjoys competition because of the possibility of "dominating the other person."

BRODIE BRELSFORD



65

Freshman OT
6-4 281
Perry, IA
Perry HS


Listed behind Matt Beals at weak tackle heading into the spring.

1998: Redshirted.
High School: Earned three letters each in football

and basketball and two in track. Honorable mention all-state and first-team all-conference in basketball and team captain. Two-time all-district, third-team all-state and honorable mention Iowa Newspaper Assoc. in football.

Personal: Born Jan. 2, 1980. Son of Mike and Susan Brelsford. Majoring in Business. Enjoys hunting.

BRENT BROWNER



6

Sophomore CB
5-8 177
Davenport, IA
North HS

Probable starter at right corner heading into the fall.

1998: Started nine-of-11 games. Recorded 24 solo and 12 assisted tackles, two

tackles for loss, and had one forced fumble and one deflection. Season-high eight tackles against Illinois State.

1997: Redshirted.

High School: Earned letters in football, track and soccer. All-state in track.

Personal: Son of John and Shirley Browner. Majoring in computer science. Nicknamed "B.B. Brownie." Enjoys pets, running and playing Play Station.

Defense	Solos	Assts	Int	Sacks	FF	PD
1998	24	12	0	0	0	1

BENJAMIN BUENZOW



68

Sophomore OG
6-4 275
Readlyn, IA
Wapsie Valley HS

Listed behind Aaron Buss and Ryan Ozbun at weak guard heading into the fall.
1998: Saw limited action.
1997:

Redshirted.

High School: Earned two letters each in football and basketball and one in baseball. Played for the third-place state basketball championship and Class 1A District 5 champs. 1996 preseason all-state Des Moines Register, first-team all-district, Most Valuable Lineman in District 5, first-team all-state Des Moines Register, Des Moines Register Elite Team, first-team Iowa Newspaper Association, USA Today honorable mention all-American. 1995 all-district, third-team all-state Des Moines Register, honorable mention Iowa Newspaper Association.

Personal: Born Oct. 28, 1978. Son of Rich and Brenda Buenzow. Majoring in biology. Hopes to be a zoologist or field biologist. Nicknamed "Big Ben." Enjoys hunting, fishing, rollerblading and hanging out with friends.

AARON BUSS



61

Junior OG
6-5 280
Parkersburg, IA
Aplington-Parkersburg HS

Probable starter at weak guard heading into the fall.

1998: Listed behind Matt Beals at weak tackle coming out of spring drills. Saw

limited action.

1997: Saw limited action.

1996: Redshirted.

High School: Earned three letters each in football and basketball. First-team all-state, district MVP, first-team all-district, first-team all-district in basketball. Played for the 1993 Class 1A football championship team, the 1994 AAU sophomore basketball championship team and the 1995 AAU three-on-three 18-under championship basketball team.

Personal: Born Nov. 14, 1977. Son of Mark and Jackie Buss.

JUSTIN COX



55

Sophomore OLB
6-2 217
Harlan, IA
Harlan Community HS

Listed behind Brandon Rutledge and Adam Vogt at the SAM position heading into the fall.
1998: Saw limited action,

recording two tackles against Winona State.

1997: Redshirted.

High School: Earned three letters each in football, basketball and track and two in baseball. Played for 1995 state football and baseball champions. 1995 state track participant and 1996 Drake Relays. Shrine Bowl selection. Wendy's High School Heisman Trophy nominee. Football: 1996 first-team all-state receiver Des Moines Register, second-team Iowa Newspaper Association; 1996 first-team Western Iowa defensive back and second-team all-Southwest Iowa receiver, 1995 second-team all-state and all-Southwest Iowa receiver. 1996 honorable mention all-Southwest Iowa and first-team all-Area in baseball. Two-time honorable mention all-conference in basketball. Three-time All-Area in

track. In 1995, caught 32 passes for 598 yards and seven TDs. In 1996, 18 receptions for 695 yards and seven TDs, one rushing TD, one interception return for TD, 38 tackles.

Personal: Born Aug. 3, 1978. Son of Terry and Terri Cox.

Defense	Solos	Assts	Int	Sacks	FF	PD
1998	1	1	0	0	0	0

CARLOS DALLIS



30

Freshman OLB
5-9 195
Columbus, OH
Beechcroft HS

Listed behind Matt Pedersen at the WILL position heading into the fall.
1998: Redshirted.
High School: Earned three

letters in football and two in track. Central District All-Star, Big 33, participated in state playoffs. Team was city champion. All-City, All-District, second-team all-Ohio, received the Cougar Heart Award, Super 25 Columbus Dispatch. Recorded 65 tackles, two sacks, six tackles for loss, three interceptions, caused five fumbles, had two fumble recoveries and four deflections.

Personal: Born Feb. 12, 1980. Son of Sandra Dallis. Majoring in Criminal Justice. Nicknamed "Los." Enjoys weightlifting, running and playing video games.

CODY DEHAAN



19

Junior WR
5-11 184
Orange City, IA
MOC-Floyd Valley HS

Listed behind Mike Furry at the H-Back position.
1998: Started one-of-nine games played. Caught one pass for 15

yards against Southwest Missouri State. Also returned four punts for an 11-yard average, with a longest of 27. Also recorded one solo tackle on special teams.

1997: Started one-of-11 games, catching five passes for 28 yards. Best game of two catches for 15 yards against McNeese State. Also saw action on special teams, recording two tackles and one fumble recovery.

High School: Earned four letters in football, three each in basketball and baseball and two in track. Two-time football all-district choice, second-team all-state in 1995 and first-team in 1996, team captain, captain of the 1996 Northwest Iowa Review Team, two-time team MVP. Career 90 catches for 1,337 yards, 48 punt returns for 720 yards, 32 kick returns for 710 yards, eight interceptions, 17 TDs — all school records. State runnerup in basketball in 1995, played in the football playoffs in 1994 and '96, Shrine Bowl selection, state track qualifier in 1995.

Personal: Born Dec. 27, 1978. Son of Doug and Kathy DeHaan. Majoring in Business.

Receiving	No	Yards	Avg	TDs	Long
1997	5	28	5.6	0	8
1998	1	15	15.0	0	15
Punt Returns	No	Yards	Avg	TDs	Long
1998	4	44	11.0	0	27



PANTHER PROFILES

*ALL-STAR CANDIDATE RYAN DOAK



49

Junior* FS
6-2*194
Lincoln, NE
Southeast HS

Retains starting role. 1998: Team's second-leading tackler with 45 solo and 65 assisted tackles. Also recorded one sack, two

tackles for loss, two forced fumbles, one fumble recovery, three deflections and one interception. Started all 11 games. Season-high 14 tackles against both Southern Illinois and Western Illinois. Ranked 10th in the league in tackles.


1997: Started eight-of-10 games. Team's second-leading tackler with 39 solo and 60 assisted tackles, along with one tackle for loss, two forced fumbles, one deflection and one interception returned for 55 yards. High game of 17 tackles against Western Illinois. League's eighth-leading tackler.

High School: Earned three letters each in football, basketball and baseball. All-conference receiver and safety as a junior and all-conference safety as a senior. All-city Defensive Player of Year, all-Super State Defensive Player of Year. Shrine Bowl selection, Down-Under United States Football All-Star Classic, played in state football and baseball tournaments. Passed for 1,350 yards and rushed for 400, while leading the state in interceptions with six. Also had four fumble recoveries and 112 solo tackles.

Personal: Born Aug. 18, 1978. Son of Mark Doak and Katie Foster. Majoring in pre-engineering and psychology. Father played professional football for the Washington Redskins and Cleveland Browns. Enjoys hunting and fishing.

Defense	Solos	Assts	Int	Sacks	FF	PD
1997	39	60	1	0	2	1
1998	45	65	1	1	2	3

KEVIN DORCY



80

Sophomore* TE
6-3*222
Grove City, OH
Grove City HS

Moved from linebacker over to the tight end position in the spring because of the strength of the linebacker position. 1998: Saw


limited action.

1997: Redshirted.

High School: Earned three letters each in football, basketball and track. First-team all-conference, all-district, special mention all-state. Played in the 1996 state football playoffs for a team ranked second in the state. Averaged 30.4 yards per reception. Recorded 226 tackles, five sacks and five interceptions.

Personal: Born June 11, 1978. Son of Jack and Deena Dorcy. Majoring in Secondary Education. Enjoys hunting, fishing and water sports.

*ALL-STAR CANDIDATE DREW ELMER



58

Senior* ILB
6-1*220
Cedar Falls, IA
Cedar Falls HS

Is expected to retain his starting role at the MIKE position. 1998: Team's third-leading tackler with 39 solo and 42 assisted

sacks, three tackles for loss, and two fumble recoveries. Season-high 13 tackles against Youngstown State. Second-team academic all-conference. Started all 11 games.

1997: Started 10-of-11 games. Team's sixth-leading tackler with 22 solo and 41 assisted tackles, two tackles for loss. High game of 11 tackles against Youngstown State and Southern Utah.

1996: Saw limited action.

1995: Redshirted.

High School: Earned two letters each in football and track.

Played in the state football playoffs in 1994. State shot put qualifier in 1995. First-team all-Missouri Valley Conference and second-team all-stater.

Personal: Born April 2, 1977. Son of Clark and Tricia Elmer.

Majoring in Criminology with a minor in Spanish. Named to the Dean's List in 1997. Nicknamed "Drew".

Defense	Solos	Assts	Int	Sacks	FF	PD
1997	22	41	0	0	0	0
1998	39	42	0	3	0	0

*ALL-STAR CANDIDATE MIKE FURREY



4

Senior* H-Back
5-10*185
Hilliard, OH
Hilliard HS
Ohio State

An obvious hold on his H-Back position. Needs only nine more catches to surpass Dedic Ward's Gateway- and school-

record 176 career receptions.

1998: Preseason all-conference, all-American. Team's leading receiver with a school- and conference-record 86 catches, breaking his own mark of 82, for 1,074 yards and a team-high 10 TDs. Season-high 10 catches against both Illinois State and Indiana State, with a season-high 162 yards against Cal Poly on eight catches. Also returned 20 punts for a 10.0 average, with a long of 30. In addition, rushed six times for 52 yards, with a long of 16, and a season-high 20 yards against Winona State. Ranked first in the league and fifth in the nation in receptions per game (7.82), second in the league and 18th in the nation in receiving yards per game (97.6), fourth in the league in all-purpose running (120.5), third in the league and 31st in the nation in punt returns (9.9) and was tied for seventh in the league in scoring (5.5). Joins just four other Gateway players who have gone over the 2,000-yard career receiving barrier. Joined with current Panther Eddie Berlin to become just the second pair of Gateway receivers to go over 2,000 combined receiving yards in the same season. Associated Press second-team all-American, third-team all-American by The Sports Network and honorable mention all-American by Don Hansen's National Weekly Football Gazette. First-team all-conference.

1997: Team's leading receiver in 1997 after transferring from Ohio State, setting school and Gateway Conference records for receptions (82) and yards (1,291). Caught seven TD passes. High game of 10 receptions versus Iowa and Indiana State and 183 yards against Youngstown State. Also tied a team high with two TD receptions against Mankato State and Indiana State. Also returned nine punts for a 16.2 average and seven kickoffs for a 15.1 average. Had a team-high five punt returns for 87 yards against Southern Illinois and 203 all-purpose yards against

Youngstown State. Also carried the ball twice for seven yards.

First-team all-conference, named to the league's all-Newcomer Team. Named the league's Special Teams Player of the Week following the Indiana State game. Ranked first in the conference and third in the nation in receptions per game (7.45), first in the conference and fourth in the nation in receiving yards per game (117.36) and second in the conference and 21st in the nation in all-purpose running (140.91). Second-team all-American by the Associated Press, ESPN/SportsTicker and The Sports Network and third team by Don Hansen's Football Gazette.


Ohio State: Reserve wide receiver after walking on in 1995. Played a total of 20 minutes in nine games, almost all on special teams. Broke the fifth metatarsal in his right foot in the spring of 1996.

High School: Earned 10 letters total, including three in football. First-team all-Ohio pick as a senior, catching 33 passes for 636 yards and 12 TDs. First-team all-district and all-conference.

Personal: Born May 12, 1977. Son of Tom and Karen Furrey. Majoring in General Studies. Older brother Matt played four years of baseball at Ohio State, graduating in 1966. Enjoys woodworking and playing golf and basketball.

Receiving	No	Yards	Avg	TDs	Long
1997	82	1291	15.7	7	80
1998	86	1074	12.5	10	49
Punt Returns	No	Yds	Avg	TDs	LG
1997	9	146	16.2	0	55
1998	20	199	10.0	0	30
Kickoff Returns	No	Yds	Avg	TDs	LG
1997	7	106	15.1	0	25

MICHAEL GERRELL



17

Junior* Tailback
5-9*189
Crawfordville, FL
Wakulla HS
Kentucky

Switched from defensive back to running back in the spring to shore up the backfield. 1998: Started one-of-11

games. Recorded 17 solo and 16 assisted tackles, one forced fumble, one fumble recovery and one deflection. Season-high seven tackles against Indiana State. Also returned six kickoffs for a 14.2 average, long of 19.

Kentucky: Played in seven games in 1997, primarily on special teams, recording two solo tackles. Redshirted in 1996.

High School: Started at cornerback as a sophomore, free safety as a junior and linebacker as a senior. Led team in tackles as a senior with 112. Also two-year starter at tailback, gaining 1,153 yards and scoring 13 times as a senior — 2,200 yards and 20 TDs his last two years. Honorable mention all-state, first-team all-district, team MVP. Won Tallahassee Democrat Player of Week honors twice. Second-team all-Big Bend as a junior and senior. Rushed for 969 yards and 11 TDs on 123 carries and led team in tackles as a junior. Played in the Florida North-South All-Star Game in 1996. Three-year starter in baseball, ran track two years. Wrestled one year. District and regional champion in the 100-meter dash with a personal-best 10.7 seconds. Second in the district in the 200 meters, posting a record time of 22.34 seconds. Batted .372 as a senior and .405 as a junior and led team in stolen bases. Scholar-Athlete of the Year in 1996. Participated two years in ROTC.


Personal: Born Jan. 20, 1978. Son of Mary Marks and Mark Gerrell. Majoring in Marketing. Enjoys water skiing, running and playing all sports.

Defense	Solos	Assts	Int	Sacks	FF	PD
1998	17	16	0	0	1	1
Kickoff Returns	No	Yards	Avg	TDs	Long	
1998	6	85	14.2	0	19	

PANTHER PROFILES



DAVID GUNN



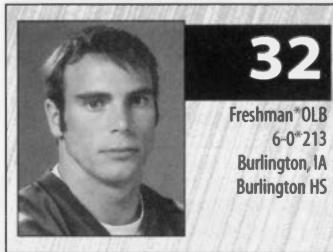
Listed behind Brent Browner at right corner heading into the fall. Practiced in the spring after transferring.

State College of Science: Two-time all-region, Region XI Outstanding Defensive Back, '98 team MVP.

High School: Earned three letters in basketball and two each in football and track. Team was state Class AA champ in 1996. All-conference football, basketball and track, all-state in track.

Personal: Born Dec. 4, 1979. Son of Emmitt and Anita Gunn. Majoring in Marketing and Psychology. Nicknamed "Gunner". Relative of Todd Day of the Boston Celtics. Enjoys watching movies and playing hoops. Most inspired by his mother. Enjoys competition because of the challenge of matching skills with other top athletes and seeing how he compares.

ZACHARY HALL




Playing behind Matt Pedersen and Carlos Dallis at one outside linebacker spot heading into the fall. 1998: Redshirted. High

School: Earned two letters in football. Third-team all-conference, Burlington Hawk Eye "Prep Athlete of the Week". President of Varsity Club, Student Council and Mentoring Program member, Student School Board representative.

Personal: Born May 24, 1979. Son of Bob and Pamela Bulmahn. Majoring in Psychology. Enjoys writing, camping and traveling. Nicknamed "Zac".

ROBERT HAMRE




Probable starter heading into the fall. 1998: Redshirted. High School: Earned four letters each in wrestling and track

and three in football. All-stater in all three sports. Placed second in the state in the shot put and was a state wrestling qualifier.

Personal: Born Jan. 23, 1980. Son of Harold and Beatrice Hamre. Majoring in Industrial Technology. Nicknamed "Hammer".

RYAN HANNAM




Listed behind Justin Nofal heading into the fall. 1998: Saw limited action, catching two passes for 39 yards against Winona State.

High School: Earned four letters each in football, baseball and track and three in basketball. Three-time all-district in the defensive line.

Personal: Born Feb. 24, 1980. Son of Paul and Lowana Hannam. National Honor Society member, participates in Big Brothers/Big Sisters.

Receiving	No	Yards	Avg	TDs	Long
1998	2	39	19.5	1	30

BRAD HARMS




Probable starter at the strong guard spot. 1998: Played primarily behind Nate Zehr. 1997: Saw limited action.

High School: First-team all-state, Des Moines Register Elite team, 1995 Bluechip all-region, all-conference, district most valuable offensive lineman and punter. Shrine Bowl participant. Also competed in track.

Personal: Born Aug. 18, 1977. Son of Greg and Maxine Harms. Majoring in Business.

ADRIEN HARRAWAY




Backing up Regi Vetrano at strong safety heading into the fall. 1998: Redshirted. High School: Earned four letters each

in football and baseball and one in basketball. Two-time all-City, first-team all-district, honorable mention all-Ohio. Eleven interceptions his last two years, six TDs, 60 tackles.

Personal: Born Nov. 28, 1979. Son of Andre Harraway. Majoring in Business. Enjoys playing sports and drums.

RYAN HELMING



Will retain his starting role, the first time in six years the Panthers have a returning starting quarterback. 1998: Took over the

starting duties in the third game of the year after the career-ending injury to Todd Goebel. Completed 190-of-310 passes for 2,475 yards and 16 TDs with only six interceptions. High game 390 yards passing on 28-of-49 attempts in his first start at Southern Illinois. The 49 attempts was a school record, and his 56 total offensive attempts against SIU also was a school record. Completed a season-high 33 passes versus Indiana State, when he had 10 consecutive completions. Had four TD passes against Winona State. Finished the season 6-3 as the starter. In UNI's last five straight wins, completed 103-of-151 passes for 1,267 yards and nine TDs with only one interception. Rushed 58 times for a net 10 yards, scoring twice. Ranked third in the league in passing average per game (225.0), third in the league and 26th in the nation in total offense (225.8), second in the league and 18th in the nation in pass efficiency (141.5). Honorable mention all-conference.

1997: Played in all 11 games, primarily as the holder, but did carry the ball four times for 10 yards. Did not attempt a pass.

1996: Redshirted.

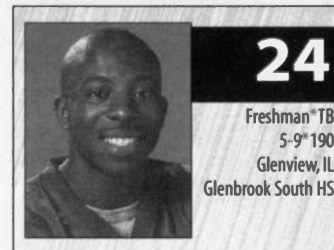
High School: First-team Southwest Missouri Coaches team, all-conference, all-district, second-team all-state, USA Today honorable mention, all-academic in football. Set school single-

season and career passing yardage while throwing for over 3,200 yards with 27 TDs in two seasons. USA Today McDonalds all-American nominee, Bass-Pro all-tournament, all-district, all-conference, all-academic, second-team all-state and all-Ozark in basketball. Three-time AAU national basketball participant. Honorable mention all-conference and all-academic in baseball. Placed second in the high jump in the conference and district. National Honor Society, Principal's Honor Roll, Who's Who Among High School Athletes.

Personal: Born Dec. 14, 1977. Son of George and Patty Helming. Majoring in Computer Science.

Passing	Att-Com-Int	Yards	TDs	Long	
1998	310-19-6	2475	16	78	
Rushing	Att	Yards	Avg	TDs	Long
1997	4	5	1.3	0	15
1998	58	10	0.2	2	17

MOSES JOSEPH




Battling for playing time at tailback. 1998: Redshirted. High School: Participated in football, basketball and track. All-

conference, second-team all-Prep, team captain, two-time state track qualifier, Shrine Bowl selectee. Member of Future Leaders of Chicago, Walk of Fame.

Personal: Born March 28, 1980. Son of Moses Joseph. Majoring in Political Science. Member of a musical group called "Nine". Nicknamed "MoTown". Enjoys baseball card collecting and singing.

LEVI LYLE



Listed behind Adam Benge and Dymon Adams at tailback. 1998: Saw limited action. Carried the ball eight times for 38 yards, scoring

once, against Winona State.

High School: Earned letters in basketball, baseball, football and track. First-team all-state tailback, 1997 Shrine Bowl selection, held school single-game rushing record of 326 yards. Team was 1995 state champ. Two-time state track qualifier in the 400 low hurdles.

Personal: Born Oct. 8, 1978. Son of Trent and Joy Lyle. Majoring in Biology and Secondary Education. Nicknamed "Czonka". Chief ambition is to motivate others with his actions on the field. Inspired by his mother, because she earned her master's degree while raising her family, and his father, because he is the hardest worker he knows. Enjoys competing for the satisfaction of winning as a team. Enjoys working on the family farm.



PANTHER PROFILES

MATT MALAUSKY




25

Sophomore*P
5-11*203
Manchester, IA
West Delaware HS

Top winter
heading into
the fall,
replacing the
graduated
Randy Hall.
1998: Saw
no action.
High School:
Earned two
letters in

football. First-team Iowa Newspaper Assoc., second-team Des Moines Register, honorable mention BFS Magazine.
Personal: Born Nov. 21, 1979. Son of Dave and Bev Malausky. Majoring in Business Management. Nicknamed "Mojo". Enjoys lifting weights and being with friends. Enjoys the competition because of the feeling of accomplishment.

*ALL-STAR CANDIDATE BRAD MEESTER



63

Senior*OC
6-4*292
Parkersburg, IA
Aplington-
Parkersburg HS


Little doubt
he will not
retain his
starting
position for
the fourth
consecutive
year. 1999
co-captain.
1998:
Started all 11
games.

Preseason all-conference. All-American Farm Team, unanimous all-conference, third-team all-American by The Sports Network and the Associated Press, second-team all-American by Don Hansen's National Football Gazette, Gateway All-Academic, GTE District VII academic, 1-AA Athletic Director's Assoc. Academic All-Star, team's Best Blocker.

1997: Started all 11 games. League's Offensive Lineman of the Week following the Southwest Missouri State game. First-team all-conference, first-team all-academic. Preseason honorable mention all-conference and Dean's List.
1996: Second-team all-conference and named to the Gateway's All-Newcomer team. League's Offensive Lineman of the Week following the Illinois State game.
1995: Redshirted.

High School: Earned letters in football, basketball, track and baseball. Team was football state champion in 1993. Two-time all-district linebacker and first-team all-state lineman in 1994.
Personal: Born March 23, 1977. Son of Kenneth and Rhonda Meester. Majoring in Business Management. Nicknamed "Meat".

SCOTT MIKKELSEN



82


Senior*FL
5-10*178
Dike, IA
Dike-New Hartford
HS

Playing
behind Jake
Soliday at
flanker
heading into
the fall.
1998: Saw
little action.
1997: Saw
little action.
Dean's List.
1996: Saw

little action.
High School: Earned four letters each in baseball and tennis and three each in football and basketball. All-conference in football, tennis and basketball. Team MVP in football, tennis and basketball.

Personal: Born March 20, 1977. Son of Carolyn and Morris Mikkelsen. Majoring in Finance. Enjoys playing golf, fishing, reading and listening to music.

JACK MITCHELL



10

Senior*DE
6-4*253
Redondo Beach, CA
Redondo Union HS
Iowa State

Expected to
retain his
starting role
at right end
heading into
the fall.
Team's sixth-
leading
returning
tackler.
1998:
Team's 10th-

leading tackler with 21 solo and 23 assisted tackles. Team-high six sacks, two tackles for loss, three forced fumbles, two deflections, one interception. Season-high eight tackles against Youngstown State. Tied for sixth in the league in sacks. Named to the league's All-Newcomer Team.

Iowa State: Recorded eight tackles, one for loss and one fumble recovery in 1997. Appeared in seven games in 1996, finishing with nine tackles, including four tackles and causing a fumble at Baylor and three tackles against Kansas. Redshirted in 1995.

High School: Defensive MVP of Ocean Conference as a senior. Played both ways, earning all-area honors from the Los Angeles Times. All-conference as a junior. Two-year starter. Earned three letters each in football and basketball and one in wrestling.

Personal: Born Aug. 25, 1977. Son of David and Judi Mitchell. Majoring in Sociology.

Defense	Solos	Assts	Int	Sacks	FF	PD
1998	21	23	1	6	3	2

ANDY MORRIS



52

Senior*ILB
6-1*230
Riceville, IA
Riceville HS

Playing
behind Drew
Elmer at the
MIKE
position
heading into
the fall.
1998:
Returned to
action
following his
injury,

playing a backup role at linebacker, on special teams and serving as the long snapper. Played in all 11 games, recording five solo and two assisted tackles. Gateway honorable mention all-academic, team Special Teams MVP.

1997: Missed all of the 1997 spring and fall seasons due to a knee injury.

1996: Served as UNI's snapper and recorded only one tackle. Second team academic all-conference.

1995: Saw limited action.

High School: Earned four letters in baseball and three each in football, golf and basketball. Two-time first-team all-state offensive lineman, second-team all-stater in baseball at first base. Participated in the 1993 state Class A football championship and in the 1995 small schools East All-Star Baseball team.

Personal: Born Aug. 25, 1976. Son of James and Gail Morris. Majoring in Construction Management.

Defense	Solos	Assts	Int	Sacks	FF	PD
1996	1	0	0	0	0	0
1998	5	2	0	0	0	0

JONATHAN MURRAY



67


Junior*OC
6-4*268
Clear Lake, IA
Clear Lake HS

Playing
behind Brad
Meester
heading into
the fall.
1998: Saw
limited
action at
weak tackle.
1997: Saw
limited
action.

High School: Earned three letters each in football and wrestling and two in track. All-state Iowa Newspaper Association, all-state Des Moines Register, two-time all-district, co-captain, 1996 Shrine Bowl selection, three-year starter.

Personal: Son of Chris and Becky Murray. Enjoys all water and winter sports.

TONY NATH



53

Senior*DE
6-0*228
Estherville, IA
Lincoln Central HS
Iowa Lakes
North Iowa Area CC


Fighting for
playing time
at left end
behind Matt
Peterson and
Londo
Thompson
heading into
the fall.
1998: Saw
limited
action.

Junior College: Played at Iowa Lakes as a freshman and North Iowa Area CC as a sophomore. Two-time first-team all-region.

High School: Four-sport athlete, earning letters in football, track, basketball and baseball. Two-time all-conference, honorable mention all-state.

Personal: Born Feb. 13, 1978. Son of Larry and Gloria Nath. Majoring in Health Promotion. Enjoys playing Nintendo. Enjoys playing sports because he gets to know a lot of people.

JUSTIN NOFAL



87

Junior*TE
6-4*248
Overland Park, KS
Blue Valley NW HS

Listed as the
starter
heading into
the fall.
1998:
Started the
first four
games, then
slowed by an
injury, but
played in all
11 games.

Caught six passes for 88 yards and one TD. High game two catches for 27 yards versus Youngstown State.

1997: Started two-of-nine games, catching two passes for 35 yards, longest of 18.

High School: Earned letters in both football and track. All-Metro, all-Sunflower and all-Johnson County tight end, all-EKL tight end and defensive end, Offensive Player of Year. Team went 10-1 and lost semifinal game in state playoffs. Caught 29 passes for 434 yards, 15.3 yards average, and nine TDs as a senior.

Personal: Born April 7, 1978. Son of Barbara Roberts. Majoring in Computer Engineering. Enjoys lifting weights.

Receiving	No	Yds	Avg	TDs	LG
1997	2	35	17.5	0	18
1998	6	88	14.7	1	27

PANTHER PROFILES



TIM O'NEILL



97

Junior NT
5-11" 280
Davenport, IA
Assumption HS

Probable starter heading into the fall. **1998:** Team's seventh-leading tackler, with 28 solo and 24 assisted tackles.

Three sacks, team-high six tackles for loss, one forced fumble, one fumble recovery, three deflections. High-game nine tackles against Indiana State. Started 10-of-10 games played.

1997: Started 10-of-11 games. Team's seventh-leading tackler with 33 solos and 29 assisted tackles, four sacks, tying for a team-high 11 tackles for loss, one forced fumble, one fumble recovery and two deflections. Season-high 10 tackles against Youngstown State and Cal Poly.

1996: Attended the University of Iowa fall of 1996.

High School: Earned a total of nine letters in football, track and wrestling. 1996 Shrine Bowl MVP on defense. First-team all-conference, all-Metro and second-team all-state linebacker. Co-captain, three-year starter and led team in tackles two years.

Personal: Born June 30, 1978. Son of James and Terrie O'Neill. Majoring in Health Promotions. Nicknamed "Kirby", after baseball's Kirby Puckett.

Defense	Solos	Assts	Int	Sacks	FF	PD
1997	33	29	0	4	1	2
1998	28	24	0	3	1	3

RYAN OZBUN



79

Freshman OG
6-4" 257
Overland Park, KS
Blue Valley NW HS

Playing behind Aaron Buss at weak guard heading into the spring. **1998:** Redshirted. **High School:** Earned three letters each

in football and track. First-team all-EKL, all-Johnson County, Kansas City Star all-Metro, Sports Connection Magazine all-Metro, Class 6A all-stater, All-Sun Country, Shrine Bowl selection, team captain. Set the school record for the squat with 515 pounds. Member of Young Life, FCA, Habitat for Humanity, City Union Mission.

Personal: Son of Gene and Shannon Ozbun. Majoring in Education.

*ALL-STAR CANDIDATE

MATT PEDERSEN



48

Senior OLB
6-0" 221
Hudson, IA
Hudson HS

Will retain starting position. 1999 co-captain. **1998:** Team's leading tackler with 79 solo and 54 assisted tackles with

two sacks and two tackles for loss. One fumble recovery, two deflections. Season-high 19 tackles versus Youngstown State. Ranked seventh in the league in tackles. Preseason all-conference, all-American. First-team all-conference, second-team all-American by the Associated Press, honorable mention all-American by Don Hansen's National Football Gazette. Second-team Gateway all-academic, 1-AA Athletic Directors Assoc. Academic All-Star.

1997: First-team all-conference, second-team all-academic, second-team all-American by Don Hansen's Football Gazette,

third-team all-American by The Sports Network. Led team in tackles with 71 solos and 69 assisted, team-high 11 sacks, six tackles for loss, one forced fumble and four deflections. Season-high 16 tackles against Western Illinois. Ranked first in the conference in tackles and tied for first in sacks. League's Defensive Player of the Week for play against Southern Illinois and Indiana State and Don Hansen's Football Gazette Co-National Player of the Week against Indiana State.

1996: Played in eight games, recording 12 tackles, including eight solos. Also had one forced fumble. Missed the last five games of the year because of a dislocated elbow. Season-high three tackles in each of the St. Cloud State and McNeese State games.

1995: Redshirted.


High School: Earned four letters in baseball, three each in football and track and one in wrestling. Played in the football state championship. First-team all-district, first-team all-state, district Most Valuable Back, Des Moines Register Elite Team, Iowa Prep Illustrated's Defensive Player of Year. Set school records for single-game tackles (31), season tackles (198), career tackles (431) and points in a season (176). 1994 state qualifier in the 4x100 meter relay. 1993 second-team all-conference in baseball.

Personal: Born April 26, 1977. Son of Sven and Kay Pedersen. Majoring in marketing. Nicknamed "Matt Bob".

Defense	Solos	Assts	Int	Sacks	FF	PD
1996	8	4	0	0	1	0
1997	71	60	0	11	1	4
1998	79	54	0	2	0	2

*ALL-STAR CANDIDATE

JEROME PETERSON



8

Senior RCB
Baton Rouge, LA
Port Allen HS
Nebraska

Expected to start at left corner heading into the fall. **Nebraska:** School's 10th-best all-time 40-yard dash time (4.42) and held the

defensive back position record for the 40-yard dash. Did not play the final five games of the 1998 season. Recorded only one tackle for the season. Started the first three games at left corner in 1997, then moved to right side to back up all-Big 12 pick Ralph Brown. Played in nine games and recorded 10 tackles. Had four deflections and one interception against Central Florida. Had a career-best six solo tackles against UCF and one deflection. Played in the 1998 Orange Bowl, but had no tackles. Was a backup at right corner in 1996, playing in nine games. Recorded six tackles, including three solos. Season-best two tackles and his lone deflection against Kansas. Played in the Orange Bowl against Virginia Tech, but did not have any tackles. Redshirted in 1995. Chose NU over Tennessee, Louisiana State, Texas A&M and Mississippi.

High School: Played only two seasons at Port Allen. Earned three letters in football and track and two in powerlifting. Rushed for 1,600 yards his junior year, gaining 410 yards and eight TDs on 17 carries in one game. State runnerup in the 100 Meters as a senior with a time of 10.56 and anchored the state championship 4x100- and 4x200-Meter Relays. As a senior, rushed for 2,200 yards and 29 TDs. Rushed for more than 200 yards in six games, including a season-high 304 yards. Bluechip Illustrated's All-American team as a RB. Also played in the secondary. Returned three kicks for TDs as a senior and five as a junior. Offensive MVP, second in the state with 35 TDs. Louisiana Sportswriters Assoc. first-team all-stater as a senior after earning second-team honors as a junior. Won the Class 3A state championship for his weight division in 1993 and 1994 in powerlifting.

Personal: Born April 28, 1976. Son of Winnifred Jackson. Majoring in Sociology. Nicknamed "J.P.". Enjoys playing video games and listening to music. Most inspired by his mother because she always stays positive and is very caring. Enjoys playing sports because it's always been a part of his life and it brightens his day. Originally from Oakland, CA.

MATT PETERSON



95

Senior DE
6-4" 244
Cedar Falls, IA
Cedar Falls HS

Listed as the starter at left end heading into the fall. **1998:** Played in all 11 games, primarily on special teams. Recorded five solo tackles

with one sack. Season-high three tackles against Cal Poly.

Honorable mention academic all-conference.

1997: Dean's List. Started four-of-11 games, recording 15 solo and 14 assisted tackles, two sacks, five tackles for loss and one forced fumble. Season-high five tackles against Western Illinois.

1996: Recorded three tackles in a limited role.

1995: Redshirted.

High School: Also participated in basketball and track. All-conference, honorable mention all-state, all-Metro, defensive MVP his junior year.

Personal: Born Feb. 26, 1977. Majoring in biology. Son of Chuck and Ann Peterson.

Defense	Solos	Assts	Int	Sacks	FF	PD
1996	0	3	0	0	0	0
1997	15	14	0	2	1	0
1998	5	0	0	1	0	0

MIKE POPPEN



47

Senior TE
6-2" 230
Geneseo, IL
J.D. Darnall Senior HS

Listed behind Justin Nofal and Ryan Hannam heading into the fall. **1998:** Started one-of-10 games played. Caught five

passes for 39 yards.

1997: Started two-of-10 games, catching only one pass for four yards.


1996: Saw limited action.

High School: Earned four letters each in football and track and three in basketball. All-conference tight end, all-Metro linebacker, all-Metro tight end, 1994 Gridiron Great, team captain. Team was Class 4A runnerup his junior year.

Personal: Born April 26, 1977. Son of David and Janice Poppen. Majoring in Business Management.

Receiving	No	Yards	Avg	TDs	Long
1997	1	4	4.0	0	4
1998	5	39	7.8	0	12

TYLER POWELL



29

Senior FS
5-10" 175
Plains, KS
Southwestern Heights
Garden City College

Playing behind Ryan Doak heading into the fall. **1998:** Played in all 11 games, recording seven solo and seven assisted

tackles, one sack and one deflection. High-game five tackles against Cal Poly.

Garden City: All-Jayhawk Conference cornerback. Played in the National Junior College championship game. Team finished 10-2 and was ranked no. 4 in the nation.

High School: Earned four letters in track and three each in football and basketball. Area Player of the Year, all-state, all-conference, National Honor Society member, senior class president.



PANTHER PROFILES

Personal: Born July 25, 1977. Son of Wayne and Donna Powell. Majoring in Business Management. Hopes to be involved in ministry and business. Enjoys reading and listening to music.

Defense	Solos	Assts	Int	Sacks	FF	PD
1998	7	7	0	1	0	1

JOSEPH RIEBER



75

Sophomore* OT
6-3* 260
Iowa Falls, IA
Iowa Falls HS

Playing behind Chad Setterstrom at the strong tackle spot heading into the fall. **1998:** Played behind Brian Beck at weak guard.

Shifted from center.

1997: Redshirted. Dean's List.

High School: Earned three letters in football. First-team all-district, all-state Class 2A, All-Northwest Iowa, Academic All-District, Academic All-Stater, rated as seventh biggest overall recruit in Iowa by Big 12 Recruiting Magazine. Started 36 consecutive varsity games. Team record was 32-4 his three years. Won the 2A state championship game in 1996.

Personal: Born Sept. 8, 1978. Son of Dave and Lois Rieber. Majoring in Mathematics with a minor in Finance. Nicknamed "J.D.". Father played football for Iowa.

JUSTIN ROBERSON



23

Senior* TB
5-9* 215
Davenport, IA
North HS

Missed all of spring drills, rehabilitating a left ankle fracture. Was cleared for running in July. **1998:** Started only one of four

games before fracturing his ankle. Gained 97 yards on 25 carries, with a high game of 47 yards against Cal Poly.

1997: Team's second-leading rusher, starting five-of-nine games played. Rushed for 322 yards and six TDs on 85 carries. Season-high 15 carries for 90 yards against Western Illinois. Also caught four passes for 54 yards, including two for 41 against Southern Illinois.

1996: Played in eight games, starting one. Missed the first three games of the year because of a knee injury, then three in the middle of the season. Team's third-leading rusher with 68 carries for 301 yards and one TD. Season-high 144 yards against Western Illinois in the last regular-season game of the year. Named to the Gateway's All-Newcomer team.

1995: Redshirted.

High School: Earned three letters in football. Team's MVP two consecutive years. Two-time all-conference and all-Metro.

Personal: Born Jan. 3, 1977. Son of Helen and Larry Roberson. Majoring in Business Management.

Rushing	Att	Yds	Avg	TD	LG	HG
1996	68	301	4.4	1	30	144
1997	85	322	3.8	6	18	90
1998	25	97	3.9	0	22	47

BRANDON RUTLEDGE



21

Senior* OLB
6-0* 218
Tama, IA
South Tama HS
Iowa State

Listed as the probable starter at the SAM position heading into the fall. **1998:** Started all 11 games. Team's ninth-leading tackler with

20 solo and 25 assisted tackles, one sack, three tackles for loss and three deflections. High game of seven tackles against McNeese State.

Iowa State: Played primarily on special teams and saw action in eight games in 1996. Redshirted in 1995.

High School: Led team to second place in 3A state championship game. Led team in rushing with 1,409 yards and 15 TDs on 220 carries. First-team all-state by the Des Moines Register. Team finished with an 11-2 record. Had 1,011 yards rushing as a junior on 147 carries and 12 TDs. Member of 400-Meter Relay team that set Class 3A record at state meet as a junior. Academic all-conference in basketball. National Honor Society member. Lettered three years in football and basketball and four years in track. All-district in football, all-area, honorable mention All-American by Coach Magazine.

Personal: Born Oct. 20, 1976. Son of Mark and Sheryl Rutledge. Majoring in Health Promotion. Hopes to become a personal trainer.

Defense	Solos	Assts	Int	Sacks	FF	PD
1998	20	25	0	1	0	3

CHAD SETTERSTROM



51

Sophomore* OT
6-4* 267
Northfield, MN
Northfield HS

Listed as the probable starter at strong tackle heading into the fall. Moved from center. **1998:** Saw limited action playing

behind Brad Meester.

High School: Earned a total of 10 letters. All-state, all-Metro, all-conference as a senior, second-team all-state and all-Metro and all-conference as a junior. All-conference in baseball, and three-time all-conference wrestler. Community National Bank Junior Board of Directors.

Personal: Born June 13, 1980. Son of Keith and Gail Setterstrom. Majoring in Biology. Enjoys fishing and camping. Nicknamed "Setty".

BILLY SIMON



16


Freshman* QB
6-3* 180
Massillon, OH
Massillon Jackson HS

Playing behind Ryan Helming and Brian Andersen heading into the fall. **1998:** Redshirted. **High School:** Earned three

letters in football and two in basketball. Honorable mention Federal and County.

Personal: Born Oct. 12, 1979. Son of Ray and Nancy Isla. Majoring in Business.

NATHAN SMITH



42


Freshman* ILB
6-1* 221
Clive, IA
Des Moines Dowling HS

Listed behind Drew Elmer and Andy Morris at the MIKE position heading into the fall. **1998:** Redshirted. **High School:**

Participated in track and football. Des Moines Register Elite Team, first-team all-conference, Academic all-stater and USA Today Honorable Mention All-American in 1997, all-conference and third-team all-stater in 1996.

Personal: Born Oct. 9, 1979. Son of Douglas and Connie Smith.

JAKE SOLIDAY



83

Junior* FL
6-1* 184
Mansfield, OH
Mansfield HS

Expected to start at flanker heading into the fall. **1998:** Team's fourth-leading receiver with 20 catches for 232 yards

and one TD, with a long catch of 28. Started four-of-11 games. High game seven catches for 70 yards against Indiana State. Also played on special teams, recording two solo and one assisted tackles.


1997: Played primarily on special teams, recording seven solo and two assisted tackles and no catches.

High School: Earned four letters in baseball, three in football and two in basketball. Played in the North Central Ohio All-Star game. First-team all-conference in football, honorable mention in basketball and baseball. School's Most Valuable Athlete.

Personal: Born Nov. 16, 1978. Son of Jack and Cindy Soliday. Majoring in Biology. Enjoys listening to music.

Receiving	No	Yards	Avg	TDs	Long
1998	30	232	11.6	1	28

AARON STEELE



99

Freshman* NT
5-10* 255
Gary, IN
Merrillville HS

Listed behind Tim O'Neill at nose tackle heading into the spring. **1998:** Redshirted. **High School:** Earned three


letters each in football and track. Three-year starter. Career 214 tackles, 19 sacks, 11 quarterback pressures, three fumble recoveries. Had 91 tackles, 13 sacks, six pressures and two recoveries his senior year. Team captain. Preseason All-Area Defensive Line, team's defensive line MVP, all-conference tackle, all-Area Tackle. Associated Press honorable mention all-state, first-team IFCA all-state tackle, Bloomington Herald Special Mention all-stater, Gridiron Greats Regional Standout, Down Under Bowl Indiana All-Star Team selection, Who's Who in Sports All-Star. Member of the Speech and Debate Team, French Club.

Personal: Born Feb. 27, 1970. Son of Mary Steele. Majoring in Political Science and hopes to be a lawyer. Nicknamed "Big Steel".

PANTHER PROFILES



CHRIS STIMMEL



41

Sophomore* CB
5-10*185
Tiffin, IA
Clear Creek Amara HS


Listed behind Jerome Peterson at left corner coming out of spring drills. 1998: Saw most of his action on special teams,

recording two solo and three assisted tackles in three games. **High School:** Earned four letters each in track and baseball, two in football and one each in basketball and cross country. Selected to the Iowa All-Stars Down Under Bowl. First-team all-district twice, two-time all-Area, all-state honorable mention. Leading receiver in the district.

Personal: Born July 22, 1978. Son of Charlie and Linda Stimmel.

Defense	Solos	Assts	Int	Sacks	FF	PD
1998	2	3	0	0	0	0

LONDO THOMPSON



92

Sophomore* DE
6-2*231
Apple Valley, MN
Burnsville HS

Listed behind Matt Peterson at left end heading into the fall. 1998: Played in four games, primarily on special teams.

Recorded two assisted tackles.


1997: Redshirted.

High School: Earned three letters in track and two in football. Team's record was 21-3. Played in two football state playoffs and competed in three regional track meets. Iron Man champion, track all-conference, team captain.

Personal: Born Jan. 21, 1979. Son of Karl and Cynthia Thompson. Nicknamed "Kool Aide Kid".

Defense	Solos	Assts	Int	Sacks	FF	PD
1998	0	2	0	0	0	0

REGI VETTRAINO



18

Junior* SS
6-2*197
Iowa Falls, IA
Iowa Falls HS

Probable starter at strong safety coming out of spring drills. 1998: Played in 10 games, primarily on special teams.

Recorded four solo and two assisted tackles and recovered one fumble.


1997: Played in 10 games, primarily on special teams. Recorded three solo and four assisted tackles. Season-high four tackles against Southern Utah.

High School: Earned four letters in baseball, three each in football and track and two in basketball. Football all-stater, played for the state runnerup baseball team, all-conference in track and basketball, member of the state champion 4x100 relay and third-place 4x200 relay.

Personal: Born Dec. 22, 1977. Son of Rick and Rita Vettraino. Majoring in Elementary Education. Enjoys snowboarding.

Defense	Solos	Assts	Int	Sacks	FF	PD
1997	3	4	0	0	0	0
1998	4	2	0	0	0	0

ADAM VOGT



54

Sophomore* OLB
6-4*219
Manchester, IA
West Delaware HS

Listed behind Brandon Rutledge at the SAM position heading into the fall. 1998: Played in 10 games, primarily on special

teams, recording 11 solo and three assisted tackles, had one sack and two tackles for loss. High-game 10 tackles against Winona State.


1997: Redshirted.

High School: Earned four letters in track and two each in football and baseball. First-team all-state 3A in 1996, Iowa Newspaper Assoc. first team, first-team WAMAC, first-team all-Northeast Iowa. Played on the 1995 state runnerup team and '96 state qualifier. 1996 state qualifier in baseball and 1997 Shrine Bowl selection.

Personal: Born Nov. 8, 1978. Son ofron and Janie Vogt. Enjoys hunting, fishing and lifting weights.

Defense	Solos	Assts	Int	Sacks	FF	PD
1998	11	3	0	1	0	0

PHIL WAGNER



8


Sophomore* TB
5-8*194
Fayette, IA
North Fayette HS

Listed fourth at tailback heading into the fall. 1998: Redshirted following severe knee injury. 1997: Saw little action. High

School: Earned three letters each in football and track and one in wrestling. 1995 Class 2A 100- and 200-meter dash state champion, two-time all-state running back. School's career rushing leader with 3,039 yards, averaging 8.3 yards per carry. Single-game school-record 300 yards rushing on 31 carries.

Personal: Born June 16, 1978. Son of Al and Sharon Wagner. Majoring in Athletic Training. Enjoys lifting weights and running.

RYAN WALTER



84


Freshman* TE
6-4*212
Charles City, IA
Charles City HS

Battling for playing time at the tight end position heading into the fall. 1998: Redshirted. High School: Earned four letters in

track and two each in football and basketball. Basketball co-captain and first-team all-conference. Football co-captain, two-time all-district tight end, Grid Iron Great All-Star. Held the school record for single-game receptions. Team was back-to-back district champion. 1998 Shrine Bowl selection. Listed among Who's Who Among American Students. Member of the school band and Student Council.

Personal: Born Sept. 27, 1979. Son of Michael and Carol Walter.

J.V. WILLIAMS



9

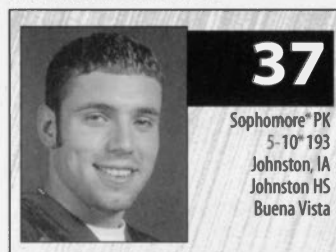
Freshman* FS
6-2*196
St. Charles, MO
Francis Howell HS

Listed behind Ryan Doak and Tyler Powell at free safety coming out of spring drills. 1998: Redshirted. High School:

Earned four varsity letters. All-conference, all-district, all-state nominee, defensive MVP.

Personal: Born Sept. 4, 1979. Son of Eric Williams. Father played six years for the Cardinals, two years with the Rams and one year with the Chargers. Relative of Charles Lee, scout for the Denver Broncos. Nicknamed "Dirty Red".

CHASE YOUNG



37

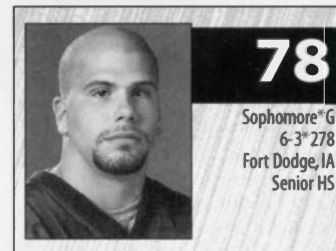
Sophomore* PK
5-10*193
Johnston, IA
Johnston HS
Buena Vista

Team's only kicker in spring drills. High School: Earned five letters in soccer, four in track and two in football. All-state in both

football and soccer. Three-time state track qualifier.

Personal: Born Oct. 10, 1978. Son of Phil and Patti Young. Majoring in Biology. Enjoys skiing and playing soccer. Inspired most by his father because of his support and through his hard work and determination, he's successful. Believes competing in sports builds character.

MATT ZEHR



78

Sophomore* G
6-3*278
Fort Dodge, IA
Senior HS

Listed behind Brad Harms at strong guard heading into the fall. 1998: Saw limited action. 1997: Redshirted in 1997.

High School: Earned three letters in football and two in wrestling. As a junior, second-team all-conference, all-academic. As a senior, first-team all-conference, all-academic, second-team all-state, first-team all-Northwest Iowa. Team captain, Who's Who in High School Sports. Shrine Bowl selection, played in the state football quarterfinals in 1994.

Personal: Born Sept. 12, 1978. Son of Rick and Linda Zehr. Majoring in Business. Enjoys hunting and weightlifting. Brother Nate played for the Panthers, graduating last year.



TOP PANTHER PROSPECTS

1999 RECRUITS

BYMON ADAMS, RB, 6-0, 231, Sr., Fletcher, NC (Roberson/Ellsworth/Clemson)... Rushed for 1,786 yards and 17 TDs on 309 carries as a senior in high school/a 5.8 average... Gained 4,110 all-purpose yards in career... ACC region choice by Bluechips Magazine... 1st team Eastern North Carolina as a junior and senior... Tom Lemming All-Mid-Atlantic choice... All-state... Ranked as #14 player in North Carolina by SuperPrep... Ranked among top 25 backs in the south by the Plyler Report... Ellsworth JC all-American, all-conference... Entered Clemson in January of 1998, rising to second team tailback by end of spring... Team's top rusher in spring game with 26 carries for 141 yards, a game record... Originally signed with Clemson in February of 1996... Rushed for 50 yards in 18 carries in 1998 regular season... Majoring in Communications... Enrolled spring semester.

BRANDT BACUS, DL, 6-2, 260, Fr., Lincoln, NE (Southeast)... Earned two letters each in football and baseball... 1997 all-City, all-conference, 2nd team Super State, honorable mention all-state... Team was 1997 and '98 state champs... 1998 all-City, all-conference, all-state, 1st team Super State, Chuck Potter Lineman Award... 1997 Legion Baseball state champs, all-state tournament team selection, 13-0 pitching record... 1998 All-Star Nebraska Team, Mike Peterson Tournament Selection... Major undecided.

JASON BOEHLKE, LB/DL, 6-3, 240, Fr., Germantown, WI (Germantown)... Earned three letters each in football and track, two in wrestling... Ranked in the top eight in the state in wrestling his junior year... All-conference guard/linebacker, North Shore Conference LB/G Player of Year, all-county LB/G, Defensive Player of Year, all-area guard, NFCA all-area LB, WFCA all-state guard, Milwaukee Journal Sentinel all-area guard, Journal Sentinel 2nd team all-state guard... Majoring in Business Management.

ADAM BOEVE, QB/S, 6-2, 200, Fr., Doon, IA (Central Lyon)... Earned four letters each in track and baseball and three each in football and basketball... 1996, led team to 3A state title game with 619 yards rushing, 300 passing, six TDs, 45 UT tackles, three interceptions... 1997, led team to first-round playoffs, preseason all-state Class 3A, INA all-stater, Des Moines Register 1st team DB, all-district QB, all-Northwest Iowa, all-Review, team captain, 495 yards rushing, 249 passing, seven TDs, 44 UT tackles, one interception, one fumble recovery... 1998, led team to Class 3A semifinals, preseason all-state, INA all-stater, Des Moines Register Elite Team Defense, all-Northwest Iowa, all-Review, all-Daily Globe, all-district QB, team captain, 791 yards rushing, 210 passing, 11 TDs, averaged 13.9 yards punt returns, 77 UT tackles, six interceptions, one fumble recovery... Finished career as sixth all-time leading rusher in school history with 1,895 yards, second-leading all-time interception leader with 10... Never lost district game as starting QB at 19-0... Started 34 consecutive games at safety, most in school history... In baseball, 1996 2nd team all-conference, 1997 1st team all-conference, 1st team all-district Class 2A, INA all-state honorable mention, 1998 1st team all-conference, 1st team all-district, 1st team all-state Iowa Baseball Coaches Association... Three-year state track qualifier in sprint relays, school record-holder in 100 meter dash (10.66)... 1996-97 basketball all-conference honorable mention... Majoring in General Studies.

ROSS BOHNER, OL, 6-5, 270, Fr., Story City, IA (Roland-Story)... All-district 2A offense, all-state 3rd team offense, all-Mid-Iowa 2A defense as a junior... 1st team all-state defense, all-district offense, all-Mid-Iowa defense, 2nd team all-state INA, all-district academic, '99 Shrine Bowl selection as a senior... Three-year varsity wrestler, finishing 25-5 in 1997 and 20-0 in 1998... School recordholder in discus, two-time state qualifier... Majoring in computer science and art.

RASHAD BONNER, DT, 6-0, 265, Jr., Kansas City, KS (Washington/Hutchinson)... Earned prep letters in football, track and wrestling... 1st team all-league, 2nd team all-Iowan... Jayhawk Conference honorable mention... Majoring in criminology... Enrolled spring semester.

CHARLES CARGLE, WR, 6-1, 175, Fr., Joliet, IL (Joliet Township)... All-area, runs the 40 in 4.36, two-time all-conference, 47 catches for 767 yards and 17 TDs... Majoring in physical education.

TRAVIS DEGOEI, DT, 6-3, 265, Fr., Sioux City, IA (North)... Earned three letters in football and two in wrestling... All-conference, honorable mention all-state as a junior... 1st team all-state, 1st team Northwest Iowa, all-Metro, 1st team all-Western Iowa senior year... Majoring in Construction Management.

BEN DEIKE, OL, 6-4, 255, Fr., Marshalltown, IA (Marshalltown)... Earned three letters each in football, track and baseball, two in basketball... Two-time all-conference, 2nd team all-state, team MVP, team captain... Baseball all-conference, 2nd team all-state... Placed seventh at Drake Relays in shot and shot and discus state qualifier.

DERRICK FROST, K/P, 5-9, 197, Fr., St. Louis, MO (Clayton)... Earned three letters each in football and baseball... All-conference QB/LB/K/P, conference Player of Year, all-district K/P, all-Metro K/P, all-state kicker... 15 FGs, 41.7 punting average, 91-95 PATs... Majoring in Computer Science.

DAVID GUNN, DB, 5-8, 165, Jr., Billings, MT (Skyview/North Dakota State College of Science)... Earned three letters in basketball, two each in football and track... All-conference in three sports, Class AA state football champs in 1996... Two-time all-Region XI DB, 1998 Outstanding Region DB and team MVP... Related to Todd Day of Boston Celtics... Majoring in Marketing and Psychology... Enrolled in spring.

JUSTIN JANSEN, FS, 6-1, 190, Fr., Grinnell, IA (Grinnell)... School's career rushing and scoring leader... Led team to Class 3A semifinals in 1998, gaining 1,734 yards and scoring 30 TDs as a senior... All-state RB... Earned four letters in track and two each in football and basketball... 1997 2nd team INA RB, 2nd team Des Moines Register RB, all-district, KGRN All-Area... 1998 1st team INA and Des Moines Register RB, Register Elite Team... Broke seven school records.

MATT MARTIN, QB, 6-2, 200, Fr., West Des Moines, IA (Valley)... Earned six letters in football, track and baseball... 1st team Elite all-state QB, all-state Class 4A, CIML Offensive Player of Year, 1st team all-conference.

MARLUS MAYS, WR, 6-3, 185, Fr., Kansas City, MO (North Kansas City)... Earned three letters in football, four each in basketball and track... All-Metro, two-time all-conference as receiver and DB, two-time all-district, 1st team all-state receiver, Kansas City All-Star, Shrine Bowl selection... Majoring in Business Administration.

KYLE MCCORISON, LB, 6-1, 223, Fr., Altoona, WI (Altoona)... Earned four letters each in basketball, football and track... All-Northwest 2nd team, all-conference, set school rushing and scoring records, Shrine Bowl candidate... All-Northwest 3rd team, all-conference in basketball, breaking school records in rebounding... National Honor Society... Majoring in Business.

MATTHEW MITCHELL, DE/LB, 6-3, 230, Fr., Waupaca, WI (Waupaca)... Earned four letters in football and one in basketball... All-area, all-conference, team captain... Voted Most Dedicated... Brother Jack attends UNI.

TERRELL MORGAN, DT, 6-0, 250, Fr., Milwaukee, WI (Greenfield)... Earned four letters in wrestling and two each in football and track... Honorable mention all-conference, team's Most Valuable Lineman, all-conference LB, Ironman Award, team's Most Valuable DB... In wrestling, Racine Case champ, conference champ, regional sectional champ, state qualifier, team MVP, most takedowns, wins and pins as a sophomore... Junior year, Case champ, Oak Creek champ, conference champ, regional champ, most wins and pins on team... In track, placed second in the discus as a junior in sectionals, first in conference and third in state.

MICHAEL MORRISON, QB, 6-0, 202, Fr., Kenton, OH (Kenton/Ohio)... Earned three letters in football and two each in baseball and track... As a junior, passed for 3,186 yards and 24 TDs and 2,476 yards and 25 TDs as a sophomore... Did not play senior year because of knee injury... Two-time all-state... Redshirt freshman last year at Ohio... Majoring in Business... Enrolled spring semester.

JOHN PANTAZIS, DE, 6-2, 230, Fr., Iowa City, IA (City High)... Earned two letters in football... 1st team all-state, Des Moines Register Elite Team, two-time all-conference, two-time all-area... Member of National Honor Society... Majoring in Business and Physics.

JEROME PETERSON, DB, 5-8, 183, Jr., Baton Rouge, LA (Port Allen/Nebraska)... Earned three letters each in football and track, two in powerlifting... Rushed for 1,500 yards as a junior, state champ in 100 and 200 meters... Rushed for 2,400 yards as a senior, earning all-state MVP honors, second in state with 35 TDs... Majoring in sociology... Enrolled spring semester.

DEDRICK RHONE, CB, 6-3, 210, Jr., Sunnyville, CA (Homestead/Hutchinson)... 1st team all-conference JUCO... Earned four letters in track, two in football as a prep... Placed third in state in 100 meters... All-conference in football... Majoring in radio and TV.



BRAD RICHTSMEIER, WR/DB, 5-8, 155, Fr., Cedar Falls, IA (Cedar Falls)... Three-year starter, 1st team all-state DB, 32 catches for 615 yards, scoring 44 points... 3.8 GPA... Earned three letters each in football and track... All-state, all-conference, all-Metro in football... Four-year state track qualifier, school recordholder in 200 meters, 4x100 and 4x200 relays... Majoring in Bio-medicine.

GORDON SZYMANSKI, LB, 6-4, 205, Fr., Downers Grove, IL (North)... Earned five letters in football and basketball... All-state Coaches, two-time all-conference, all-Area Daily Herald twice, all-academic senior year... Majoring in Business.

EDWARD THOMAS, OL, 6-1, 275, Fr., Cleveland Heights, OH (Cleveland Heights)... Earned four letters in wrestling, three in football... MVP DL, MVP wrestling runner-up... Ohio North/South Game selection... 1st team LEL, 1st team all-district, all-Ohio honorable mention, rated #1 heavyweight in state and state qualifier... Majoring in business.

CASEY TIERNEY, LB, 6-4, 210, Fr., Alta Vista, IA (New Hampton)... Earned four letters in track, three in baseball and two each in football and basketball... Rushed for 2,000 yards and earned 200 tackle points in two years... 1st team all-conference and all-district in baseball as a sophomore... 1st team all-district, 2nd team all-state RB and 2nd team all-conference in basketball and state track qualifier as a junior... 1st team all-district and all-state linebacker as a senior.

THE OPPONENTS





1999 OPPONENTS

MCNEESE STATE
SEPTEMBER 4 — 7:00 P.M.
COWBOY STADIUM, LAKE CHARLES, LA

GENERAL INFORMATION

Location: Lake Charles, LA 70609
Enrollment: 8,000
Founded: 1939
Nickname: Cowboys
Colors: Blue and Gold
President: Dr. Robert Hebert
Athletics Director: Sonny Watkins
Conference: Southland (NCAA 1-AA)
Stadium: Cowboy Stadium
Capacity: 17,410
Playing Surface: Natural Grass
SID: Louis Bonnette
Office Phone: 318-475-5207
Home Phone: 318-477-4182
FAX: 318-475-5202
Press Box Phone: 318-475-5225, 5226, 5227, 5228
Radio: KHLA-FM

COACHING STAFF

Head Coach: Kirby Bruchhaus
Record at School: 0-0 (1st Year)
Career Record: 0-0 (1st Year)
Record vs. UNI: 0-0
Assistant Coaches: Tommy Tate (Asst. Head Coach/Def. Coord.), John Nagle (Co-Off. Coord./RBs), Scott Stoker (Co-Off. Coord./QB), Matt Viator (LBs), Chris Lancaster (Off. Line), J.C. Harper (Def. Line), Adam Henry (WRs), Jason Pope (Def. Line/Ks), Jason Rollins (DBs), Chris Bruchhaus (Asst.), Tim Leger (Asst.)
Best Time to Contact Coach: 10-30-11-30 a.m.
Football Office Phone: 318-475-5235

TEAM INFORMATION

Offensive Formation: I
Defensive Formation: 4-2-5
Lettermen Lost: 13
Starters Lost: 6
Lettermen Returning: 49
Starters Returning: 18

STARTERS RETURNING

Offense (9): FB Abe Abdmoulaie, TB Jessie Burton, OG Roderick Cantu, OT James Hardelik, OG Wes Hines, C Chuck Gordon, K Shonz LaFrenz, TE Pat Matthews, QB Blake Prejean.
Defense (9): LB Wayne Cordova, FS Tarius Davis, DT Brian Gill, SS Joe Judge, P David Latta, SS Eric Lewis, LB Ronnie McZeal, DE Jake Morrison (will miss first five games), CB Marcus Scott.

RETURNING STATISTICAL LEADERS

Passing:						
Name	Att	Comp	Pct	Yards	TD	Int
Blake Prejean	320	171	.534	2293	12	9
Rushing:						
Name	Att	Yards	Avg	TD		
Jessie Burton	220	1162	5.3	18		
Abe Abdmoulaie	22	98	4.5	0		
Receiving:						
Name	No	Yards	Avg	TD		
Pat Matthews	25	298	11.9	3		
Eric Chew	18	291	16.2	2		

GAME ONE



Kirby Bruchhaus

OHIO UNIVERSITY
SEPTEMBER 11 — 7:00 P.M. ET
PEDEN STADIUM, ATHENS, OH

GENERAL INFORMATION

Location: Athens, OH 45701
Enrollment: 27,605
Founded: 1804
Nickname: Bobcats
Colors: Hunter Green and White
President: Dr. Robert Glidden
Athletics Director: Thomas Boeh
Conference: Mid-American (NCAA 1-A)
Stadium: Peden
Capacity: 20,000
Playing Surface: Natural Grass
SID: George Mauzy
Office Phone: 740-593-1298
Home Phone: 740-797-3882
FAX: 740-593-2420
Press Box Phone: 740-593-0501
Radio: Ohio Sports Network

COACHING STAFF

Head Coach: Jim Grobe (Virginia '75)
Record at School: 21-23-1 (4 Years)
Career Record: 21-23-1 (4 Years)
Record vs. UNI: 0-0
Assistant Coaches: Troy Calhoun (Off. Coord./QB), Keith Henry (OLBs), Dean Hood (DBs), Brian Knorr (Def. Coord./LBs), Steed Lobotzke (OCs/OGs), Ray McCartney (Rec. Coord./DL), Billy Mitchell (Asst. Head Coach/OBs), Jeff Mullen (TEs/OTs), Kevin Sherman (SEs/Z-Backs), Ron Antoine (Off. Asst.), Mark Johnston (Def. Asst.)
Best Time to Contact Coach: Mornings
Football Office Phone: 740-593-1183

TEAM INFORMATION

Offensive Formation: Pro Set
Defensive Formation: Pro 3-4
Lettermen Lost: 20
Starters Lost: 14
Lettermen Returning: 34
Starters Returning: 10

STARTERS RETURNING

Offense (4): OT Erik Davis, TE Drew Dwyer, Z-Back Raynald Ray, C Mike Varone.
Defense (6): OLB Leigh Barbour, ILB Mark Calgare, DE John Kraus, FS David Walker, CB Donnie White, P Dave Zastudil.

RETURNING STATISTICAL LEADERS

Passing:						
Name	Att	Comp	Pct	Yards	TD	Int
Dan Jordan	4	13	.308	53	0	1
Rushing:						
Name	Att	Yards	Avg	TD		
Jamel Patterson	46	177	3.8	0		
Raynald Ray	22	101	4.6	1		
Receiving:						
Name	Att	Yards	Avg	TD		
Raynald Ray	5	151	30.2	3		
Derrick Jenkins	4	102	25.5	0		

GAME TWO



Jim Grobe

1998 Results (9-3)			1999 Schedule		
MSU	Opp		Date	Opp	
43	SOUTHEAST OKLAHOMA	3	Sept. 4	NORTHERN IOWA	
20	OT at Northern Iowa	17	Sept. 18	SOUTHERN UTAH	
66	at Southern Utah	17	Oct. 2	at Maine	
65	AR-MONTICELLO	7	Oct. 9	at Stephen F. Austin	
30	at Jacksonville St.	14	Oct. 16	at Jacksonville St.	
10	NORTHWESTERN STATE	14	Oct. 23	NORTHWESTERN STATE	
20	STEPHEN F. AUSTIN	17	Oct. 30	SAM HOUSTON STATE	
35	at Sam Houston State	13	Nov. 6	at Southwest Texas	
27	SOUTHWEST TEXAS	0	Nov. 13	TROY STATE	
23	at Troy State	3	Nov. 20	at Nicholls State	
30	NICHOLLS STATE	31			
19	MASSACHUSETTS	21			

1998 Results (5-6)			1999 Schedule		
MSU	Opp		Date	Opp	
31	at North Carolina St.	34	Sept. 4	at Minnesota	
0	at Wisconsin	45	Sept. 11	NORTHERN IOWA	
14	EAST CAROLINA	21	Sept. 18	at Ohio State	
37	at Western Michigan	35	Sept. 25	BUFFALO	
7	at Bowling Green	35	Oct. 2	KENT	
23	MARSHALL	30	Oct. 9	at Akron	
28	Akron	14	Oct. 16	at Eastern Michigan	
21	at Miami (OH)	35	Oct. 23	BOWLING GREEN	
49	EASTERN MICHIGAN	21	Oct. 30	at Ball State	
28	NORTHERN ILLINOIS	12	Nov. 13	MIAMI (OH)	
31	at Kent	21	Nov. 20	at Marshall	



CENTRAL WASHINGTON

SEPTEMBER 18 — 6:30 P.M.
UNI-DOME, CEDAR FALLS, IA

GENERAL INFORMATION

Location: Ellensburg, WA 98926-7505
Enrollment: 8,436
Founded: 1891
Nickname: Wildcats
Colors: Crimson and Black
President: TBA
Athletics Director: TBA
Conference: Columbia Football Assoc. (NCAA II)
Stadium: Tomlinson
Capacity: 4,000
Playing Surface: Natural Grass
SID: Bob Guptill
Office Phone: 509-963-1485
Home Phone: 509-962-2575
FAX: 509-963-2351
Press Box Phone: 509-963-2250
Radio: KXLE

COACHING STAFF

Head Coach: John Zamberlin (Pacific Lutheran '79)
Record at School: 12-8 (2 Years)
Career Record: 12-8 (2 Years)
Record vs. Northern Iowa: 0-0
Assistant Coaches: John Picha (Off. Coord./Off. Line), Beau Baldwin (QBs), John Graham (Def. Coord./DBs), Steve Amrine (RBs), Jason Frederick (Asst. Off. Line), Rico Iniguez (LBs), Josh Fetter (DEs), Brian Strandley (DTs), Leland Sparks (DBs).
Best Time to Contact Coach: Mornings
Football Office Phone: 509-963-1910

TEAM INFORMATION

Offensive Formation: Single Back
Defensive Formation: 4-3
Lettermen Lost: 21
Starters Lost: 23
Lettermen Returning: 31
Starters Returning: 15

STARTERS RETURNING

Offense (5): SG Josh Johnston, HB Mark Leazer, RB Dan Murphy, FL Ty Nunez, SE Ryan Seal.
Defense (10): LB Brandon Christensen, DE John Fields, LB John Garden, SS John Hallead, CB Pete Hartzell, FS Scott Henry, DE Ryan Sawyer, LB Jed Sluyter, P Ian Tyrell, DT Jason Woods.

RETURNING STATISTICAL LEADERS

Passing:							
Name	Att	Comp	Pct	Yards	TD	Int	
Pete Kalasountas	3	3	1.000	12	0	0	

Rushing:

Name	Att	Yards	Avg	TD
Dan Murphy	266	1,445	5.4	19
Nat Conley	51	246	4.9	1

Receiving:

Name	Att	Yards	Avg	TD
Ty Nunez	71	888	12.5	2
Ryan Seal	59	805	13.6	6

GAME THREE



John Zamberlin

SOUTHERN ILLINOIS

SEPTEMBER 25 — 6:30 P.M.
UNI-DOME, CEDAR FALLS, IA

GENERAL INFORMATION

Location: Carbondale, IL 62901
Enrollment: 23,800
Founded: 1869
Nickname: Salukis
Colors: Maroon and White
Chancellor: Dr. Jo Ann Aggersinger
Athletics Director: Dr. Harold Bardo
Conference: Gateway (NCAA I-AA)
Stadium: McAndrew
Capacity: 17,312
Playing Surface: Artificial
SID: Fred Huff
Office Phone: 618-453-7235
Home Phone: 618-542-2780
FAX: 618-453-2648
Press Box Phone: 618-453-3049
Radio: WXLt-FM

COACHING STAFF

Head Coach: Jan Quarless (Northern Michigan '73)
Record at School: 6-16 (2 Years)
Career Record: 7-21 (3 Years)
Record vs. UNI: 1-1
Assistant Coaches: Tommie Liggins (RBs), Dave Dunkelberger (Def. Coord./DBs), Joe Tumpkin (LBs), Craig Naivar (Def. Line), David Paffenroth (Off. Line), Jim Zebrowski (TEs), Bob Hailey (Ks).
Best Time to Contact Coach: 11 a.m.
Football Office Phone: 618-453-3331

TEAM INFORMATION

Offensive Formation: Multiple
Defensive Formation: Multiple
Lettermen Lost: 23
Starters Lost: 9
Lettermen Returning: 30
Starters Returning: 15

STARTERS RETURNING

Offense (7): RB Karlton Carpenter, TE Collin Crabbe, WR Cornell Craig, K Jonah Fore, OL Brandon Frick, WR Jeraldo Henry, OL Jarrod Joiner.
Defense (8): DL Andre Bailey, LB James Bearden, DL Brian Broussard, LB Luther Claxton, P Jonah Fore, LB Jason Nolda, DB Bart Scott, DL Tavita Tovia.

RETURNING STATISTICAL LEADERS

Passing:							
Name	Att	Comp	Pct	Yards	TD	Int	
Kevin Kobe	2	2	1.000	16	0	0	

Rushing:

Name	Att	Yards	Avg	TD
Karlton Carpenter	323	1892	5.9	16
Paul Davis	44	145	3.3	1

Receiving:

Name	Att	Yards	Avg	TD
Cornell Craig	64	927	14.5	10
Brian Hamlett	17	146	8.6	0



Jan Quarless

1998 Results (7-4)			1999 Schedule		
CWU	Opp		Date	Opp	
51	AZUSA PACIFIC	17	Sept. 11	at Eastern Washington	
27 OT	at Willamette	24	Sept. 18	at Northern Iowa	
21	at Simon Fraser	6	Sept. 25	at Carroll	
16	CAL-DAVIS	51	Oct. 2	ST. MARY'S	
31	at Southern Oregon	14	Oct. 9	at Humboldt State	
39	WESTERN OREGON	40	Oct. 16	WESTERN WASHINGTON	
28	EASTERN OREGON	35	Oct. 23	at Western Oregon	
33	at Western Washington	26	Nov. 6	at Cal-Davis	
38	at Humboldt State	26	Nov. 13	SIMON FRASER	
41 OT	at Rocky Mountain	38			
28	at Azusa Pacific	35			

1998 Results (3-8)			1999 Schedule		
SIU	Opp		Date	Opp	
13	at Murray State	47	Sept. 2	at SE Missouri State	
36	at Tenn.-Martin	7	Sept. 11	MURRAY STATE	
27	NORTHERN IOWA	20	Sept. 18	at Eastern Illinois	
38 OT	at Illinois State	41	Sept. 25	at Northern Iowa	
25	SW TEXAS STATE	30	Oct. 2	at South Florida	
21	at Youngstown State	34	Oct. 9	YOUNGSTOWN STATE	
3	WESTERN ILLINOIS	13	Oct. 16	at Western Illinois	
21	INDIANA STATE	27	Oct. 23	ILLINOIS STATE	
10	at SW Missouri St.	28	Oct. 30	SOUTHWEST MISSOURI ST.	
28	at Western Kentucky	48	Nov. 6	at Indiana State	
34	SE MISSOURI STATE	7	Nov. 20	WESTERN KENTUCKY	



ILLINOIS STATE

OCTOBER 2 — 3:30 P.M.
HANCOCK STADIUM, NORMAL, IL

GENERAL INFORMATION

Location: Normal, IL 61790-7130
Enrollment: 20,105
Founded: 1857
Nickname: Redbirds
Colors: Red and White
President: TBA
Athletics Director: TBA
Conference: Gateway (NCAA I-AA)
Stadium: Hancock
Capacity: 15,000
Playing Surface: AstroTurf
Asst. A.D. Media Relations: Kenny Mossman
Office Phone: 309-438-3825
Home Phone: 309-663-0206
FAX: 309-438-5634
Press Box Phone: 309-438-2272, 2280
Radio: Redbird Radio Network (WJBC)

COACHING STAFF

Head Coach: Todd Berry (Tulsa '83)
Record at School: 13-21 (3 Years)
Career Record: 13-21 (3 Years)
Record vs. Northern Iowa: 1-2
Assistant Coaches: David Blackwell (LBs/Rec. Coord.), John Bond (Off. Coord./QB), Harold Etheridge (Off. Line), Junior Smith (RBs), Dennis Therrell (Asst. Head Coach/Def. Coord./DBs), Tucker Waugh (WRs), Chris Wilson (Def. Line), Derek Whittington (TEs), Travis Niekamp (OLBs).
Best Time to Contact Coach: M-F Mornings
Football Office Phone: 309-438-8671

TEAM INFORMATION

Offensive Formation: One Back
Defensive Formation: 4-4
Lettermen Lost: 8
Starters Lost: 4
Lettermen Returning: 46
Starters Returning: 19

STARTERS RETURNING

Offense (10): RB Aveion Cason, WR Rickey Garrett, QB Kevin Glenn, WR Cory Grow, OT Dan Hama, OT Andy King, WR Jacob Niete, TE Scott Preusker, OG Mike Rodbro, OG Paul Vieth.

Defense (9): LB Tim Beshel, DL David Bull, DE Scott Cook, DL Devon Finn, LB Galen Scott, S Ryan Szokola, S Adam Waugh, LB Marcus White, CB Sam Young.

RETURNING STATISTICAL LEADERS

Passing:						
Name	Att	Comp	Pct	Yards	TD	Int
Kevin Glenn	362	231	63.8	2,818	25	9

Rushing:				
Name	Att	Yards	Avg	TD
Aveion Cason	134	728	5.4	8

Receiving:				
Name	Att	Yards	Avg	TD
Rickey Garrett	72	1,154	16.0	13
Jacob Niete	36	503	14.0	6

GAME FIVE



ILLINOIS STATE
Redbirds



Todd Berry

CAL POLY

OCTOBER 9 — 1:30 P.M.
UNI-DOME, CEDAR FALLS, IA

GENERAL INFORMATION

Location: San Luis Obispo, CA 93407
Enrollment: 17,000
Founded: 1901
Nickname: Mustangs
Colors: Forest Green and Gold
President: Dr. Warren J. Baker
Athletics Director: John F. McCutcheon
Conference: Independent
Stadium: Mustang Stadium
Capacity: 8,500
Playing Surface: Natural Grass
SID: Jason Sullivan
Office Phone: 805-756-6531
Home Phone: 805-549-0273
FAX: 805-756-2650
Press Box Phone: 805-756-6739
Radio: KKAL 1280-AM

COACHING STAFF

Head Coach: Larry Welsh
Record at School: 13-9-2 (2 Years)
Career Record: 13-9-2 (2 Years)
Record vs. UNI: 1-1
Assistant Coaches: Don Bailey (Off. Coord.), Chris White (Def. Coord.), Mike Fisher (Asst. Off. Line), Sam Lawanson (RBs), Matt Irvin (Off. Line), Mike Denne (Def. Line), Steve Loop (TEs), Brock Berryhill (DBs), Shane Prosser (Def. Line).
Best Time to Contact: Mornings
Football Office Phone: 805-756-5166

TEAM INFORMATION

Offensive Formation: Multiple
Defensive Formation: 5-2
Lettermen Lost: 18
Starters Lost: 9
Lettermen Returning: 36
Starters Returning: 15

STARTERS RETURNING

Offense (7): OL Delon Craft, WR Troy Henry, WR Adam Herzing, QB Andy Jepson, C Dan Loney, OG Ryan Pittman, K Sal Rivas, RB Craig Young.

Defense (8): DE Billy Beltz, LB Vic Greco, CB Kiko Griffin, DL J.J. Janabajal, LB Osbaldo Orozco, DE Steve Prejean, DB Kurt Rubin, LB Marc Tognazzini.

RETURNING STATISTICAL LEADERS

Passing:						
Name	Att	Comp	Pct	Yards	TD	Int
Andy Jepson	29	62	46.8	290	1	4

Rushing:				
Name	Att	Yards	Avg	TD
Craig Young	146	943	6.5	5
Bryan Andrews	22	65	3.0	1

Receiving:				
Name	Att	Yards	Avg	TD
Troy Henry	25	414	16.6	6
Craig Young	19	233	12.3	1

GAME SIX



CAL POLY



Larry Welsh

1998 Results (8-4)			1999 Schedule		
ISU	Opp		Date	Opp	
47	ST. FRANCIS	3	Sept. 2	TRUMAN STATE	
21	at Kansas	63	Sept. 11	SE MISSOURI STATE	
41 OT	SOUTHERN ILLINOIS	38	Sept. 18	at Minnesota	
24	at Indiana State	20	Sept. 25	at SW Missouri State	
38	at Northern Iowa	23	Oct. 2	NORTHERN IOWA	
36	at Eastern Illinois	22	Oct. 9	INDIANA STATE	
10	at Western Illinois	37	Oct. 16	at South Florida	
42	SOUTHERN UTAH	14	Oct. 23	at Southern Illinois	
42	SW MISSOURI STATE	49	Oct. 30	at Youngstown State	
48	YOUNGSTOWN STATE	14	Nov. 6	WESTERN ILLINOIS	
48	KENTUCKY STATE	10	Nov. 13	at Eastern Illinois	
28	at Northwestern St.	48			

1998 Results (3-8)			1999 Schedule		
CP	Opp		Date	Opp	
0	NORTHERN ARIZONA	9	Sept. 9	at Northern Arizona	
14	at Sacramento State	22	Sept. 18	MONTANA STATE	
14	at Montana	37	Sept. 25	at Hofstra	
35	SAINT MARY'S	13	Oct. 2	SOUTHERN UTAH	
24	CAL-DAVIS	34	Oct. 9	at Northern Iowa	
7	at Northern Iowa	31	Oct. 16	at Youngstown State	
36	WESTERN NEW MEXICO	17	Oct. 23	at Cal-Davis	
34	at Portland State	41	Oct. 30	PORTLAND STATE	
17	at Southern Utah	27	Nov. 6	MONTANA	
0	at Nevada	63	Nov. 13	at Saint Mary's	
45	LIBERTY	35	Nov. 20	SACRAMENTO STATE	



SOUTHWEST MISSOURI

BER 16 — 1:30 P.M.
PLASTER FIELD, SPRINGFIELD, MO

GENERAL INFORMATION

Location: Springfield, MO 65804
Enrollment: 18,207
Founded: 1905
Nickname: Bears
Colors: Maroon and White
President: Dr. John Keiser
Athletics Director: Bill Rowe
Conference: Gateway (NCAA 1-AA)
Stadium: Plaster Field (16,300)
Playing Surface: OmniTurf
SID: Mark Stillwell
Office Phone: 417-836-5402
Home Phone: 417-862-7962
FAX: 417-836-4868
Press Box Phone: 417-836-5976
Radio: KTXR 101.3

COACHING STAFF

Head Coach: Randy Ball (Truman State '73)
Record at School: 0-0 (1st year)
Career Record: 64-41-1 (9 years)
Record vs. UNI: 3-6

Assistant Coaches: Dan Enos (Off. Coord./QBs), Deion Melvin (Def. Coord./LBs), Mark Caballero (Off. Line), Dana Chambers (Def. Line), Doug Downing (RBs), Courtney Messingham (WRs), Chris Klieman (DBs).

Best Time to Contact Coach: Mornings
Football Office Phone: 417-836-5343

TEAM INFORMATION

Offensive Formation: Multiple Pro Style
Defensive Formation: Multiple
Lettermen Lost: 10
Starters Returning: 20

STARTERS RETURNING

Offense (9): K/P Travis Brawner, OT Justin Craun, OG Tony Flint, WR Jeff Hewitt, OC Aaron Light, OT Eric Owens, WR Robert Rose, TE Brad St. Louis, WR Chance Thurman.

Defense (11): DT Dan Adams, DT Jerry Arnold, CB Cory Blunt, DE Frank Emeterio, SS Rodney Fletcher, FS Mike Gailey, CB Isaac Harvin, LB P.J. Jones, LB Shawn Lockhart, LB Corky Martin, DE Mario Turner.

RETURNING STATISTICAL LEADERS

Passing:						
Name	Att	Comp	Pct	Yards	TD	Int
Casey O'Donnell	5	3	.600	47	0	0

Rushing:				
Name	Att	Yards	Avg	TD
Corey McGriff	79	363	4.6	8
Jason Ringena	25	109	4.4	0

Receiving:				
Name	Att	Yards	Avg	TD
Jeff Hewitt	35	526	15.0	8
Robert Rose	31	376	12.1	2

GAME SEVEN OCTO-



Randy Ball

YOUNGSTOWN STATE

OCTOBER 23 — 6:30 P.M.
UNI-DOME, CEDAR FALLS, IA

GENERAL INFORMATION

Location: Youngstown, OH 44555-3718
Enrollment: 12,533
Founded: 1908
Nickname: Penguins
Colors: Red and White
President: Dr. Leslie H. Cochran
Athletics Director: Jim Tressel
Conference: Gateway (NCAA 1-AA)
Stadium: Stambaugh/Dwight Beede Field
Capacity: 20,360
Playing Surface: Artificial
SID: Rocco Gasparro
Office Phone: 330-742-3192
Home Phone: 330-793-4389
FAX: 330-742-3191
Press Box Phone: 330-742-3192
Radio: WRTK

COACHING STAFF

Head Coach: Jim Tressel (Baldwin-Wallace '75)
Record at School: 114-51-2 (13 years)
Career Record: 114-51-2 (13 Years)
Record vs. UNI: 1-4

Assistant Coaches: Ken Conatser (ILBs), John Klacik (Off. Coord./Off. Line), Sam Eddy (RBs), Bob Tucker (Def. Coord./OLBs), Bob Stoops (Def. Line), Herb Williams (WRs), Jamie Willie (DEs), Pete Rekstis (DBs).

Best Time to Contact Coach: Wednesday-Thursday 11 a.m.-12 noon
Football Office Phone: 330-742-3478

TEAM INFORMATION

Offensive Formation: Multiple
Defensive Formation: 5-2 Swarm
Lettermen Lost: 9
Starters Lost: 9
Lettermen Returning: 41
Starters Returning: 16

STARTERS RETURNING

Offense (10): OT Shawn Billker, RB Adrian Brown, PK Mark Griffith, OG Lavelle Hawkes, OT John Longano, WR Renauld Ray, OG Frank Rutherford, QB Jeff Ryan, C Ian Shirey, TE Pete Superak.

Defense (6): CB Ed Blizzard, DT Frank Kaydo, P Anthony Rozzo, LB Luke Schumacher, FS Dwyte Smiley, LB Kawonza Swan.

RETURNING STATISTICAL LEADERS

Passing:						
Name	Att	Comp	Pct	Yards	TD	Int
Jeff Ryan	152	84	55.3	1036	8	6
Jared Zwick	33	20	60.6	248	3	1

Rushing:				
Name	Att	Yards	Avg	TD
Adrian Brown	194	884	4.6	8
Jeff Ryan	133	364	2.7	3

Receiving:				
Name	Att	Yards	Avg	TD
Renauld Ray	26	562	21.6	7
Elliott Giles	11	176	16.0	1



Jim Tressel

1998 Results 5-6, 3-3

SMS	Opp	Date	Opp
14	at Tulsa	Sept. 4	at Tulsa
52	Harding	Sept. 11	TEXAS SOUTHERN
24	at Arkansas St.	Sept. 18	HENDERSON STATE
24	at Northern Iowa	Sept. 25	ILLINOIS STATE
13	Western Illinois	Oct. 2	at Western Illinois
14	at Indiana State	Oct. 16	NORTHERN IOWA
45	SE Missouri St.	Oct. 23	at SE Missouri St.
28	Southern Ill.	Oct. 30	at Southern Ill.
49	at Illinois St.	Nov. 6	at Youngstown State
38	Cal-Northridge	Nov. 13	TENNESSEE-MARTIN
17	Youngstown St.	Nov. 20	INDIANA STATE

1999 Schedule

1998 Results (6-5)

YSU	Opp	Date	Opp
50	CLARION	Sept. 2	SLIPPERY ROCK
24	at Kent	Sept. 11	at Western Michigan
20	INDIANA STATE	Sept. 18	INDIANA UNIVERSITY (PA)
0	at Western Illinois	Sept. 25	WESTERN ILLINOIS
34	SOUTHERN ILLINOIS	Oct. 2	at Indiana State
20	DELAWARE	Oct. 9	at Southern Illinois
18 OT	NEW HAVEN	Oct. 16	CAL POLY
32	at Central Florida	Oct. 23	at Northern Iowa
14	NORTHERN IOWA	Oct. 30	ILLINOIS STATE
14	at Illinois State	Nov. 6	SOUTHWEST MISSOURI ST.
24	at SW Missouri State	Nov. 13	at Villanova



INDIANA STATE

OCTOBER 30 — 6:30 P.M.
UNI-DOME, CEDAR FALLS, IA

GENERAL INFORMATION

Location: Terre Haute, IN 47809
Enrollment: 11,484
Founded: 1865
Nickname: Sycamores
Colors: Royal Blue and White
President: Dr. John W. Moore
Athletics Director: Andrea Myers
Conference: Gateway (NCAA 1-AA)
Stadium: Memorial Stadium
Capacity: 12,764
Playing Surface: Artificial
SID: Rob Ervin
Office Phone: 812-237-4161
Home Phone: 812-299-8743
FAX: 812-237-4157
Press Box Phone: 812-237-7656
Radio: WSDM-FM

COACHING STAFF

Head Coach: Tim McGuire (Nebraska '75)
Record at School: 5-6 (1 Year)
Career Record: 12-21 (3 Years)
Record vs. UNI: 0-1

Assistant Coaches: DeAndre Smith (QBs), Mark Smith (STs/Def. Line), Gene Boley (Off. Line), Doug Dutton (Def. Coord./ILBs), Sam Murphy (Rec. Coord./RBs), Chris Crowder (OLBs), Kirk Olivadotti (DBs), Kyle Bibbs (FBs), Greg Barrett (Off. Asst.), Tom Powers (Def. Asst.).

Best Time to Contact Coach: Mornings
Football Office Phone: 812-237-4074

TEAM INFORMATION

Offensive Formation: Triple Option
Defensive Formation: 5-2
Lettermen Lost: 10
Starters Lost: 6
Lettermen Returning: 36
Starters Returning: 18

STARTERS RETURNING

Offense (11): SE Marques Clayton, OG Dan Denaut, FB John Effinger, QB Sheraton Fox, OT Doug Hurt, OG Ryan Knigga, C Eric Martin, SE James McAtee, RB Matt Nelson, OT Al Phillips, RB Jared Sessum.

Defense (7): CB DeJaun Alfonso, LB Mike Bandy, DL Shannon Jackson, DE Troy Lefevra, CB La-Varr Luster, ILB Tony Pryor, S Chris Sapp.

RETURNING STATISTICAL LEADERS

Passing:						
Name	Att	Comp	Pct	Yards	TD	Int
Steve Englehart	57	18	31.6	330	2	4
Sheraton Fox	37	14	37.8	345	6	3

Rushing:				
Name	Att	Yards	Avg	TD
Sheraton Fox	147	431	2.9	3
Jared Sessum	73	401	5.5	4

Receiving:				
Name	Att	Yards	Avg	TD
Matt Nelson	5	181	36.2	2
Keith Herron	5	107	21.4	3

1998 Results (5-6)			1999 Schedule		
ISU	Opp	Date	Opp	Date	Opp
0	at Kansas State	66	Sept. 2	at Iowa State	
21	at SE Missouri St.	14	Sept. 11	at Oklahoma	
14	at Youngstown St.	20	Sept. 18	at Eastern Kentucky	
38	ST. JOSEPH'S	7	Oct. 2	YOUNGSTOWN STATE	
20	ILLINOIS STATE	24	Oct. 9	at Illinois State	
24	SW MISSOURI STATE	14	Oct. 16	SE MISSOURI STATE	
27	at Southern Ill.	21	Oct. 23	WESTERN ILLINOIS	
28	NORTHERN IOWA	31	Oct. 30	at Northern Iowa	
9	at Western Illinois	26	Nov. 6	SOUTHERN ILLINOIS	
14	at Western Kentucky	42	Nov. 13	WESTERN KENTUCKY	
66	MURRAY STATE	10	Nov. 20	at SW Missouri St.	

GAME NINE



Tim McGuire

WESTERN ILLINOIS

NOVEMBER 13 — 1:05 P.M.
HANSON FIELD, MACOMB, IL

GENERAL INFORMATION

Location: Macomb, IL 61455
Enrollment: 12,500
Founded: 1899
Nickname: Leathernecks
Colors: Purple and Gold
President: Donald S. Spencer
Athletics Director: Helen Smiley
Conference: Gateway (NCAA 1-AA)
Stadium: Hanson Field
Capacity: 15,000
Playing Surface: Natural Grass
SID: Doug Smiley
Office Phone: 309-298-1133
Home Phone: 309-837-6744
FAX: 309-298-2060
Press Box Phone: 309-298-1255, 1604
Radio: WKAI

COACHING STAFF

Head Coach: Don Patterson (Army '73)
Record at School: 0-0 (1st Year)
Career Record: 0-0 (1st Year)
Record vs. UNI: 0-0

Assistant Coaches: Mark Hendrickson (Off. Coord./QBs/WRs), Scott Anderson (OL), Parker Wildeman (Def. Line/Str. & Cond.), Don Martindale (Def. Coord.), Bob Diaco (RBs), Carl Smith III (DBs).

Best Time to Contact Coach: 9-11 a.m.
Football Office Phone: 309-298-1515

TEAM INFORMATION

Offensive Formation: Pro Set
Defensive Formation: 5-2
Lettermen Lost: 20
Starters Lost: 12
Lettermen Returning: 31
Starters Returning: 12

STARTERS RETURNING

Offense (7): OL Casey Honkomp, K Joe Lopez, OL Josh McCall, TE Karim Ross, OL Rich Seubert, WR Shadrack Washington, QB Mark Zanders.

Defense (5): DB Sam Elmore, LB Eddie Hartwell, DB Derrick Varnado, DL Dave Watson, DL Tony Zitzka.

RETURNING STATISTICAL LEADERS

Passing:						
Name	Att	Comp	Pct	Yards	TD	Int
Mark Zanders	272	141	.518	1748	13	9
Jim Mitchell	0	2	.000	0	0	0

Rushing:				
Name	Att	Yards	Avg	TD
Erik Rogers	65	292	4.5	3
J.R. Ford	23	96	4.2	0

Receiving:				
Name	Att	Yards	Avg	TD
Erik Rogers	27	234	8.7	2
Shadrack Washington	18	244	13.6	1

1998 Results (11-3)			1999 Schedule		
WIU	Opp	Date	Opp	Date	Opp
23	ST. CLOUD STATE	7	Sept. 2	at Northern Illinois	
14	at Central Michigan	35	Sept. 11	MISSISSIPPI VALLEY ST.	
17	at Elon College	7	Sept. 18	at Nicholls State	
31	SOUTHERN UTAH	3	Sept. 25	at Youngstown State	
14	YOUNGSTOWN STATE	0	Oct. 2	SW MISSOURI STATE	
20	at SW Missouri St.	13	Oct. 9	ELON COLLEGE	
13	at Southern Ill.	3	Oct. 16	SOUTHERN ILLINOIS	
37	ILLINOIS STATE	10	Oct. 23	at Indiana State	
41	at SUNY-Buffalo	6	Nov. 6	at Illinois State	
26	INDIANA STATE	9	Nov. 13	NORTHERN IOWA	
6	at Northern Iowa	10	Nov. 20	DRAKE	
52	MONTANA	9			
24	FLORIDA A&M	21			
14	at Georgia Southern	42			

GAME TEN



Don Patterson



SOUTHWEST STATE

NOVEMBER 20 — 6:30 P.M.
UNI-DOME, CEDAR FALLS, IA

GENERAL INFORMATION

Location: Marshall, MN 56258
Enrollment: 3,500
Founded: 1967
Nickname: Mustangs
Colors: Brown and Gold
President: Dr. Doug Sweetland
Athletics Director: Lloyd Raymond
Conference: Northern Sun Intercollegiate (NCAA II)
Stadium: Mattke Field
Capacity: 5,000
Playing Surface: Natural Grass
SID: Kelly Loft
Office Phone: 507-537-7177
Home Phone: 507-532-4942
FAX: 507-537-6578
Press Box Phone: 507-537-6105
Radio: KARL

COACHING STAFF

Head Coach: Ron Flowers (Ohio State '80)
Record at School: 8-13 (2 Years)
Career Record: 8-13 (2 Years)
Record vs. UNI: 0-0
Assistant Coaches: Rob Barnhill (Off. Coord.), Scott Lucier (Dev. Coord.), Guy Finstrom (Off. Line), Dearrion Sneed (DBs).
Best Time to Contact Coach: Mornings
Football Office Phone: 507-537-7253

TEAM INFORMATION

Offensive Formation: Multiple Sets
Defensive Formation: 4-3
Lettermen Lost: 11
Starters Lost: 5
Lettermen Returning: 33
Starters Returning: 13

STARTERS RETURNING

Offense (7): RB Warren Deets, TE Dan Freng, WR Jon Howard, PK Nate Krull, OL Nate Lindeman, OL Sam Millner, WR Cory Walker.
Defense (6): DB Russ Barclay, DB Ryan Engle, DL Jason Jacobs, LB Corey Junge, LB Corey Johnson, LB Nate Rudolph.

RETURNING STATISTICAL LEADERS

Passing:

Name	Att	Comp	Pct	Yards	TD	Int
Jeremy Nordick	43	18	41.9	305	1	2

Rushing:

Name	Att	Yards	Avg	TD
Warren Deets	34	185	5.4	3

Receiving:

Name	Att	Yards	Avg	TD
Cory Walker	45	669	14.9	6
Jon Howard	23	236	10.3	2



Ron Flowers

GAME ELEVEN

ALL-TIME RECORDS VS. 1999 OPPONENTS

CAL POLY-SLO (1-1-0, .500)

1997-A 24-38 L
1998-H 31-7 W

CENTRAL WASHINGTON (0-0, 1st Meeting)

ILLINOIS STATE (11-4-0, .733)

1972-A 14-24 L
1985-A 15-3 W
1986-H 22-13 W
1987-H 48-17 W
1988-A 34-7 W
1989-A 13-32 L
1990-H 31-0 W
1991-A 17-14 W
1992-H 41-14 W
1993-A 20-19 W
1994-H 24-17 W
1995-A 29-31 L
1996-H 47-10 W
1997-A 50-34 W
1998-H 23-38 L

INDIANA STATE (12-3-0, .800)

1983-A 0-26 L
1985-H 24-7 W
1986-H 45-10 W
1987-A 38-14 W
1988-H 6-24 L
1989-A 24-21 W
1990-A 23-33 L
1991-H 49-21 W
1992-A 34-13 W
1993-H 17-10 W
1994-A 11-10 W
1995-H 27-10 W
1996-A 34-19 W
1997-H 29-21 3OT W
1998-A 31-28 W

MCNEESE STATE (6-4-0, .600)

1986-H 55-38 W
1987-A 34-31 W
1991-H 30-5 W
1992-A 21-18 W
-H 29-7 W
1993-A 10-27 L
1994-H 24-34 L
1996-H 43-10 W
1997-A 5-22 L
1998-H 17-20 OT L

OHIO UNIVERSITY (0-0, 1st Meeting)

SOUTHERN ILLINOIS (10-7-0, .588)

1965-A 16-23 L
1966-H 7-30 L
1983-H 9-52 L
1984-A 10-40 L
1986-A 24-27 L
1987-H 20-3 W
1988-A 24-21 W
1989-H 38-14 W
1990-H 30-9 W
1991-A 20-21 L
1992-A 30-25 W
1993-H 49-17 W
1994-A 39-7 W
1995-H 13-0 W
1996-A 33-7 W
1997-H 28-27 W
1998-A 20-27 L

SOUTHWEST MIS- SOURI STATE (15-4-0, .789)

1980-H 41-0 W
1981-A 21-17 W
1982-H 10-0 W
1983-A 13-35 L
1984-H 24-10 W
1985-A 38-17 W
1986-H 45-3 W
1987-A 17-13 W
1988-H 9-26 L
1989-A 22-37 L
1990-H 20-17 W
1991-A 22-0 W
1992-H 37-12 W
1993-A 20-14 W
1994-H 12-7 W
1995-A 19-17 W
1996-H 38-31 W
1997-A 23-22 W
1998-H 21-24 L

SOUTHWEST STATE (0-0, 1st Meeting)

WESTERN ILLINOIS (19-8-0, .704)

1967-A 12-0 W
1968-H 33-6 W
1969-H 14-23 L
1970-A 7-29 L
1973-H 20-14 W
1974-A 14-40 L
1978-H 7-21 L

1979-A 38-25 W
1980-H 35-28 W
1981-A 14-21 L
1982-H 21-9 W
1983-A 32-26 W
1984-H 30-17 W
1985-A 48-14 W
1986-H 32-30 W
1987-A 52-7 W
1988-H 27-28 L
1989-A 21-10 W
1990-H 50-14 W
1991-A 24-17 W
1992-H 37-6 W
1993-A 23-25 L
1994-H 36-27 W
1995-A 38-7 W
1996-H 30-6 W
1997-A 22-29 2OT L
1998-H 10-6 W

YOUNGSTOWN STATE (9-4-0, .692)

1978-H 14-31 L
1979-A 0-29 L
1980-A 38-17 W
1981-H 45-43 W
1982-A 13-25 L
1983-H 23-13 W
1984-A 16-6 W
1985-H 50-26 W
1987-H 31-28 W
1992-H 7-19 L
1996-A 23-10 W
1997-H 35-32 W
1998-A 42-14 W

1998 Results (3-7)				1999 Schedule			
SSU	Opp			Date	Opp		
52	at Mayville State	0		Sept. 4	MARY (ND)		
20	AUGUSTANA (SD)	24		Sept. 18	at Minnesota-Morris		
27	at WI-River Falls	30		Sept. 25	at Minnesota-Duluth		
7	at MN-Duluth	13		Oct. 2	NORTHERN STATE		
24	MOORHEAD STATE	17		Oct. 9	BEMIDJI STATE		
10	at Winona State	47		Oct. 16	at Winona State		
54	MINNESOTA-MORRIS	0		Oct. 23	WAYNE STATE		
20 OT	at Northern State	27		Oct. 30	at Moorhead State		
18	BEMIDJI STATE	28		Nov. 6	CONCORDIA (ST. PAUL)		
16	(n)WI-Stevens Point	28		Nov. 14	(n)Wisconsin-Stout		
				Nov. 20	at Northern Iowa		



SERIES GAME RECORDS

• MCNEESE STATE

(9 Games Played)

TEAM

Most Points

UNI: 55, Nov. 8, 1986

MSU: 38, Nov. 8, 1986

Fewest Points

UNI: 5, Sept. 20, 1997

MSU: 5, Sept. 7, 1991

Most First Downs

UNI: 29, Nov. 8, 1986

MSU: 28, Nov. 8, 1986

Fewest First Downs

UNI: 10, Sept. 7, 1991

MSU: 11, Sept. 7, 1991

Most Yards Rushing

UNI: 189, Nov. 8, 1986

MSU: 211, Sept. 20, 1997

Fewest Yards Rushing

UNI: 13, Sept. 6, 1987

MSU: 22, Sept. 28, 1996

Most Yards Passing

UNI: 413, Nov. 8, 1986

MSU: 350, Nov. 8, 1986

Fewest Yards Passing

UNI: 148, Sept. 7, 1991

MSU: 39, Sept. 7, 1991

Most Total Plays

UNI: 83, Sept. 12, 1998

MSU: 86, Sept. 28, 1996

Fewest Total Plays

UNI: 60, Sept. 28, 1996

MSU: 58, Sept. 4, 1993

Most Yards Total Offense

UNI: 602, Nov. 8, 1986

MSU: 508, Nov. 8, 1986

Fewest Yards Total Offense

UNI: 234, Sept. 7, 1991

MSU: 125, Sept. 7, 1991

INDIVIDUAL

Most Yards Rushing

UNI: 136, Steve Jenkins, Sept. 12, 1998

MSU: 189, William Davis, Sept. 20, 1997

Most Yards Passing

UNI: 413, Mike Smith, Nov. 8, 1986

MSU: 317, Tim Leger, Sept. 28, 1996

Most Receptions

UNI: 9, Mike Furrey, Sept. 12, 1998

MSU: 9, Flip Johnson, Nov. 8, 1986

Most Yards Receiving

UNI: 185, Alonzo Clayton, Sept. 28, 1996

MSU: 106, Flip Johnson, Nov. 8, 1986

• SOUTHERN ILLINOIS

(17 Games Played)

TEAM

Most Points

UNI: 49, Nov. 13, 1993

SIU: 52, Sept. 24, 1983

Fewest Points

UNI: 7, Oct. 15, 1966

SIU: 0, Oct. 21, 1995

Most First Downs

UNI: 28, Oct. 26, 1996

SIU: 24, Sept. 27, 1997

Fewest First Downs

UNI: 11, Oct. 15, 1966

SIU: 8, Sept. 24, 1983

Most Yards Rushing

UNI: 334, Oct. 17, 1992

SIU: 260, Oct. 15, 1966

Fewest Yards Rushing

UNI: 65, Oct. 6, 1984

SIU: 57, Nov. 13, 1993

Most Yards Passing

UNI: 397, Sept. 1, 1990

SIU: 263, Oct. 17, 1992

Fewest Yards Passing

UNI: 45, Oct. 17, 1992

SIU: 37, Oct. 21, 1995

Most Total Plays

UNI: 84, Nov. 12, 1994

SIU: 88, Sept. 27, 1977

Fewest Total Plays

UNI: 51, Oct. 15, 1966

SIU: 54, Nov. 13, 1994

Most Yards Total Offense

UNI: 525, Sept. 1, 1990

SIU: 387, Sept. 19, 1998

Fewest Yards Total Offense

UNI: 182, Oct. 15, 1966

SIU: 153, Nov. 12, 1994

INDIVIDUAL

Most Yards Rushing

UNI: 254, Tank Comer, Oct. 17, 1992

SIU: 201, Karl Carpenter, Sept. 27, 1997

Most Yards Passing

UNI: 397, Jay Johnson, Sept. 1, 1990

SIU: 263, Scott Gabbert, Oct. 17, 1992

Most Receptions

UNI: 12, Eddie Berlin, Sept. 19, 1998

SIU: 10, Cornell Craig, Sept. 19, 1998

Most Yards Receiving

UNI: 206, Dedric Ward, Oct. 21, 1995

SIU: 174, Cornell Craig, Sept. 19, 1998

• ILLINOIS STATE

(15 Games Played)

TEAM

Most Points

UNI: 50, Oct. 4, 1997

ISU: 38, Oct. 10, 1998

Fewest Points

UNI: 13, Nov. 4, 1989

ISU: 0, Oct. 6, 1990

Most First Downs

UNI: 26, Oct. 4, 1997; Oct. 10, 1998

ISU: 34, Oct. 10, 1998

Fewest First Downs

UNI: 12, Sept. 16, 1972; Nov. 4, 1989; Oct. 12, 1991

ISU: 8, Oct. 6, 1990

Most Yards Rushing

UNI: 238, Sept. 16, 1972

ISU: 316, Nov. 21, 1987

Fewest Yards Rushing

UNI: 7, Nov. 4, 1989

ISU: 13, Oct. 15, 1988

Most Yards Passing

UNI: 382, Oct. 10, 1998

ISU: 457, Oct. 10, 1998

Fewest Yards Passing

UNI: 28, Sept. 16, 1972

ISU: 40, Nov. 4, 1989

Most Total Plays

UNI: 89, Nov. 2, 1985

ISU: 101, Oct. 10, 1998

Fewest Total Plays

UNI: 58, Oct. 22, 1994

ISU: 56, Oct. 6, 1990

Most Yards Total Offense

UNI: 533, Oct. 12, 1996

ISU: 632, Oct. 10, 1998

Fewest Yards Total Offense

UNI: 130, Nov. 4, 1989

ISU: 135, Oct. 6, 1990

INDIVIDUAL

Most Yards Rushing

UNI: 119, Jeff Stovall, Oct. 30, 1993

ISU: 194, Vic Northern, Nov. 21, 1987

Most Yards Passing

UNI: 353, Mike Smith, Nov. 22, 1986

ISU: 457, Kevin Glenn, Oct. 10, 1998

Most Receptions

UNI: 10, Dedric Ward, Oct. 12, 1996; Mike Furrey, Oct. 10, 1998

ISU: 12, Marquis Mosely, Oct. 4, 1997

Most Yards Receiving

UNI: 247, Dedric Ward, Oct. 12, 1996

ISU: 175, Marquis Mosely, Oct. 4, 1997

• CAL POLY

(2 Games Played)

TEAM

Most Points

UNI: 31, Oct. 17, 1998

CP: 38, Oct. 25, 1997

Fewest Points

UNI: 24, Oct. 25, 1997

CP: 7, Oct. 17, 1998

Most First Downs

UNI: 23, Oct. 25, 1997; Oct. 17, 1998

CP: 13, Oct. 17, 1998

Fewest First Downs

UNI: 23, Oct. 25, 1997; Oct. 17, 1998

CP: 13, Oct. 17, 1998

Most Yards Rushing

UNI: 177, Oct. 25, 1997

CP: 238, Oct. 25, 1997

Fewest Yards Rushing

UNI: 171, Oct. 17, 1998

CP: 132, Oct. 17, 1998

Most Yards Passing

UNI: 274, Oct. 17, 1998

CP: 246, Oct. 25, 1997

Fewest Yards Passing

UNI: 216, Oct. 25, 1997

CP: 76, Oct. 17, 1998

Most Total Plays

UNI: 77, Oct. 25, 1997

CP: 63, Oct. 25, 1997

Fewest Total Plays

UNI: 73, Oct. 17, 1998

CP: 54, Oct. 17, 1998

Most Yards Total Offense

UNI: 445, Oct. 17, 1998

CP: 484, Oct. 25, 1997

Fewest Yards Total Offense

UNI: 393, Oct. 25, 1997

CP: 208, Oct. 17, 1998

INDIVIDUAL

Most Yards Rushing

UNI: 114, Terry Holliman, Oct. 25, 1997

CP: 160, Antonio Warren, Oct. 25, 1997

Most Yards Passing

UNI: 274, Ryan Helming, Oct. 17, 1998

CP: 246, Alli Abrew, Oct. 25, 1997

Most Receptions

UNI: 8, Mike Furrey, Oct. 17, 1998

CP: 4, Craig Young, Oct. 25, 1997

Most Yards Receiving

UNI: 162, Mike Furrey, Oct. 17, 1998

CP: 94, Kamil Loud, Oct. 25, 1997



• SOUTHWEST MISSOURI STATE

(19 Games Played)

TEAM

Most Points

UNI: 41, Oct. 25, 1980
SMS: 37, Sept. 30, 1989

Fewest Points

UNI: 9, Sept. 24, 1988
SMS: 0, Oct. 25, 1980; Sept. 11, 1982; Nov. 2, 1991

Most First Downs

UNI: 25, Oct. 25, 1980; Sept. 22, 1984

SMS: 27, Oct. 19, 1996

Fewest First Downs

UNI: 12, Nov. 21, 1992
SMS: 8, Sept. 22, 1984

Most Yards Rushing

UNI: 256, Nov. 2, 1991
SMS: 365, Sept. 30, 1989

Fewest Yards Rushing

UNI: 24, Sept. 17, 1983
SMS: 79, Oct. 28, 1995

Most Yards Passing

UNI: 391, Sept. 27, 1986
SMS: 358, Oct. 19, 1996

Fewest Yards Passing

UNI: 7, Nov. 20, 1982
YSU: 9, Oct. 20, 1984

Most Yards Rushing

UNI: 207, Nov. 28, 1987; Oct. 26, 1985
YSU: 285, Sept. 14, 1978

Fewest Yards Rushing

UNI: 12, Sept. 29, 1979
YSU: 62, Oct. 22, 1983

Most Yards Passing

UNI: 352, Oct. 26, 1985
YSU: 230, Nov. 28, 1987

Fewest Yards Passing

UNI: 76, Sept. 14, 1978
YSU: 88, Dec. 12, 1992

UNI: 97, Nov. 2, 1991

SMS: 51, Sept. 17, 1994

Most Total Plays

UNI: 84, Sept. 21, 1985
SMS: 90, Oct. 3, 1998

Fewest Total Plays

UNI: 55, Nov. 21, 1992
SMS: 47, Sept. 24, 1988

Most Yards Total Offense

UNI: 613, Sept. 27, 1986
SMS: 492, Oct. 19, 1996

Fewest Yards Total Offense

UNI: 238, Sept. 11, 1982
SMS: 198, Sept. 22, 1984

Most Total Plays

UNI: 86, Nov. 7, 1998
YSU: 80, Nov. 21, 1981

Fewest Total Plays

UNI: 54, Nov. 20, 1982
YSU: 61, Oct. 26, 1985

Most Yards Total Offense

UNI: 559, Oct. 26, 1985
YSU: 471, Sept. 14, 1978

Fewest Total Yards

UNI: 131, Sept. 14, 1978
YSU: 181, Oct. 20, 1984

INDIVIDUAL

Most Yards Rushing

UNI: 192, Jeff Stovall, Oct. 2, 1993
SMS: 156, Matt Hosley, Sept. 17, 1994

Most Yards Passing

UNI: 365, Shane Fortney, Nov. 1, 1997
SMS: 358, Jeremy Hoog, Oct. 19, 1996

Most Receptions

UNI: 9, Mike Furrey, Nov. 1, 1997
SMS: 10, Dee Debro, Oct. 28, 1995

Most Yards Receiving

UNI: 189, Scott Francke, Sept. 21, 1985
SMS: 123, Jason Cannon, Oct. 28, 1995

• YOUNGSTOWN STATE

(13 Games Played)

TEAM

Most Points

UNI: 50, Oct. 26, 1985
YSU: 43, Nov. 21, 1981

Fewest Points

UNI: 0, Sept. 29, 1979
YSU: 6, Oct. 20, 1984

Most First Downs

UNI: 27, Nov. 28, 1987
YSU: 28, Nov. 21, 1981

Fewest First Downs

• INDIANA STATE

(15 Games Played)

TEAM

Most Points

UNI: 49, Nov. 9, 1991
ISU: 33, Oct. 20, 1990

Fewest Points

UNI: 0, Sept. 10, 1983
ISU: 7, Oct. 12, 1985

Most First Downs

UNI: 28, Nov. 9, 1991
ISU: 24, Sept. 10, 1983; Oct. 29, 1988

Fewest First Downs

UNI: 7, Sept. 10, 1983
ISU: 10, Nov. 15, 1997

Most Yards Rushing

UNI: 266, Oct. 12, 1985
ISU: 237, Nov. 9, 1996

Fewest Yards Rushing

UNI: 28, Sept. 10, 1983
ISU: 39, Oct. 14, 1989

Most Yards Passing

UNI: 432, Nov. 9, 1991
ISU: 378, Oct. 20, 1990

Fewest Yards Passing

UNI: 88, Sept. 10, 1983
ISU: 72, Nov. 9, 1996

Most Total Plays

UNI: 89, Nov. 15, 1997
ISU: 94, Sept. 10, 1983

Fewest Total Plays

UNI: 50, Sept. 10, 1983
ISU: 57, Oct. 31, 1998

Most Yards Total Offense

UNI: 650, Nov. 9, 1991
ISU: 463, Oct. 20, 1990

Fewest Yards Total Offense

UNI: 116, Sept. 10, 1983
ISU: 193, Nov. 15, 1997

INDIVIDUAL

Most Yards Rushing

UNI: 151, Errol Peebles, Oct. 12, 1985
ISU: 161, David Wright, Oct. 31, 1992

Most Yards Passing

UNI: 361, Jay Johnson, Nov. 9, 1991
ISU: 378, John Stites, Oct. 20, 1990

Most Receptions

UNI: 10, Mike Furrey, Nov. 15, 1997; Oct. 31, 1998

ISU: 9, Demetrius Dowler, Oct. 31, 1992

Most Yards Receiving

UNI: 214, Dedric Ward, Nov. 9, 1996
ISU: 187, Steve Elmlinger, Oct. 29, 1988

• WESTERN ILLINOIS

(27 Games Played)

TEAM

Most Points

UNI: 52, Oct. 24, 1987
WIU: 40, Sept. 14, 1974

Fewest Points

UNI: 7, Nov. 14, 1970; Oct. 21, 1978

WIU: 0, Sept. 16, 1967

Most First Downs

UNI: 33, Oct. 24, 1987

WIU: 27, Oct. 11, 1997

Fewest First Downs

UNI: 9, Nov. 14, 1970
WIU: 9, Sept. 16, 1967; Oct. 11, 1970; Oct. 24, 1987

Most Yards Rushing

UNI: 412, Oct. 13, 1979
WIU: 500, Sept. 14, 1974

Fewest Yards Rushing

UNI: 49, Nov. 14, 1998
WIU: -51, Oct. 5, 1985

Most Yards Passing

UNI: 397, Sept. 1, 1990
WIU: 363, Oct. 5, 1985

Fewest Yards Passing

UNI: 14, Nov. 14, 1970
WIU: 43, Oct. 11, 1980

Most Total Plays

UNI: 103, Oct. 24, 1987
WIU: 92, Nov. 15, 1969

Fewest Total Plays

UNI: 52, Nov. 14, 1992
WIU: 46, Oct. 25, 1986

Most Yards Total Offense

UNI: 583, Oct. 24, 1987
WIU: 576, Sept. 14, 1974

Fewest Total Yards

UNI: 145, Nov. 14, 1970
WIU: 143, Sept. 16, 1967

INDIVIDUAL

Most Yards Rushing

UNI: 382, Kelly Ellis, Oct. 13, 1979 (NCAA Record)
WIU: 228, Aaron Stecker, Oct. 11, 1997

Most Yards Passing

UNI: 397, Jay Johnson, Sept. 1, 1990
WIU: 363, Paul Singer, Oct. 5,

1985

Most Receptions

UNI: 8, Carl Boyd, Oct. 25, 1986; Alonzo Clayton, Nov. 11, 1996; Mike Furrey, Nov. 14, 1998
WIU: 9, Randy Clary, Oct. 1, 1983; Chris Sabino, Sept. 29, 1995

Most Yards Receiving

UNI: 203, Dedric Ward, Sept. 30, 1995
WIU: 183, Randy Clary, Oct. 1, 1983



1999 GATEWAY FOOTBALL CONFERENCE SCHEDULE

1999 GATEWAY FOOTBALL CONFERENCE Schedule

	Illinois State	Indiana State	Northern Iowa	Southern Illinois	Southwest Missouri State	Western Illinois	Youngstown State
Sept. 2/4	(Thurs.) Truman State 6 p.m.	(Thurs.) at Iowa State 7 p.m.	at McNeese State 7 p.m.	(Thurs.) at SE Missouri 6 p.m.	at Tulsa 6 p.m.	(Thurs.) at Northern Illinois 6:35 p.m.	(Thurs.) Slippery Rock 7:30 p.m. EDT
Sept. 11	SE Missouri 6 p.m.	at Oklahoma 6:30 p.m.	at Ohio 6 p.m.	Murray State (Hall of Fame) 1:30 p.m.	Texas Southern 7 p.m.	Mississippi Valley 1:05 p.m.	at Western Michigan 6 p.m. EDT
Sept. 18	at Minnesota 1:30 p.m.	at Eastern Kentucky 7 p.m.	C. Washington 6:30 p.m.	at Eastern Illinois 6 p.m.	Henderson State 7 p.m.	(in New Orleans) vs. Nicholls State 2 p.m.	Indiana (Pa.) 7 p.m. EDT
Sept. 25	*at Southwest Mo. St. 7 p.m.		*Southern Illinois (Family Night) 6:30 p.m.	*at Northern Iowa 6:30 p.m.	*Illinois State (SMS Showcase) 7 p.m. Gateway TV	*at Youngstown St. 6 p.m.	*Western Illinois 7 p.m. EDT
Oct. 2	*Northern Iowa (Homecoming) 3:30 p.m.	*Youngstown St. (Parents Day) 6 p.m.	*at Illinois State 3:30 p.m.	at South Florida 6 p.m.	*at Western Illinois 1:05 pm	*Southwest Mo. St. (Family Weekend) 1:05 p.m.	*at Indiana State 7 p.m. EDT
Oct. 9	*Indiana State (Family Day) 1 p.m. Gateway TV	*at Illinois State 1 p.m.	Cal Poly (Homecoming) 1:30 p.m.	*Youngstown St. 1:30 p.m.		Elon College 1:05 p.m.	*at Southern Illinois 2:30 p.m. EDT
Oct. 16	at South Florida 6 p.m.	SE Missouri 1:30 p.m.	*at Southwest Mo. St. 1:30 p.m.	*at Western Illinois 1:05 p.m.	*Northern Iowa (Homecoming) 1:30 p.m.	*Southern Illinois (Homecoming) 1:05 p.m. Gateway TV	Cal Poly (Homecoming) 4 p.m. EDT
Oct. 23	*at Southern Illinois 1:30 p.m.	*Western Illinois (Homecoming) 2 p.m.	*Youngstown St. 3:05 p.m. Gateway TV	*Illinois State (Homecoming) 1:30 p.m.	at SE Missouri 1:30 p.m.	*at Indiana State 2 p.m.	*at Northern Iowa 4:05 p.m. EDT
Oct. 30	*at Youngstown State 3 p.m.	*at Northern Iowa 6:30 p.m.	*Indiana State 6:30 p.m.	*Southwest Mo. St. 1:30 p.m.	*at Southern Illinois 1:30 p.m.		*Illinois State 4 p.m. EDT
Nov. 6	*Western Illinois 1 p.m.	*Southern Illinois 1:30 p.m. EST		*at Indiana State 12:30 p.m.	*at Youngstown St. 12 p.m.	*at Illinois State 1 p.m.	*Southwest Mo. St. 1 p.m. EST Gateway TV
Nov. 13	at Eastern Illinois 1:30 p.m.	Western Kentucky 12 p.m. EST	*at Western Illinois 1:05 p.m.		Tenn.-Martin (Family Weekend) 1 p.m.	*Northern Iowa 1:05 p.m.	at Villanova 1 p.m. EST
Nov. 20		*at Southwest Mo. St. 2 p.m. EST	Southwest State 6:30 p.m.	Western Kentucky 12:30 p.m.	*Indiana State 1 p.m.	Drake 1:05 p.m.	

*indicates Gateway games; all times Central unless noted



The Gateway Football Conference enters its 15th season in 1999, and in the first 14 seasons, the league has set a high standard for athletic excellence.

The Gateway has established itself as a leader among Division 1-AA conferences. In each of the past four seasons, the conference has sent two members to the 16-team 1-AA playoffs. The league has a national championship (Youngstown State in 1997), and two other Final Four trips in the past three years. In addition, the Gateway Conference is the only 1-AA conference to have each of its members make the playoffs. Southern Illinois (1983) and YSU (four times) have earned national titles.

THE GATEWAY FOOTBALL CONFERENCE

1998 CONFERENCE STANDINGS (Regular Season)

GCFC	Overall	
Western Illinois	5-1	9-2
Illinois State	4-2	8-3
NORTHERN IOWA	3-3	7-4
Youngstown State	3-3	6-5
Southwest Missouri State	3-3	5-6
Indiana State	2-4	5-6
Southern Illinois	1-5	3-8

Team accomplishments have helped solidify the Gateway as a 1-AA elite, but individuals at the league's member institutions are the real source of pride within the conference. Last year, a total of 23 Gateway student-athletes earned all-America honors. Western Illinois' James Milton (linebacker) and David Bowens (defensive lineman) were tabbed the nation's best at their positions, while Milton became the first Gateway player to earn the Buck Buchanan award, presented to the nation's top 1-AA defensive player.

In addition, two of the league's coaches were finalists for the Eddie Robinson Award, given to the nation's top 1-AA football mentor. Last year, Todd Berry of Illinois State earned the Bruce Craddock Gateway Coach of the Year honor, while WIU's Randy Ball, now with Southwest Missouri State, was the

AJCA Region V Coach of the Year.

eral other 1-AA leagues, claims a spot among the top 1-AA conferences, and certainly there is statistical evidence to support the Gateway's place. Last year the Gateway was 24-15 in non-conference games. Of those 15 losses, eight were to ranked 1-AA foes, and six others were to 1-A teams. In fact, during the past three years, the league is 74-46 in

non-conference games. Only eight times in those 120 games did a Gateway team lose to a non-ranked 1-AA team or to a non-1-A team. Notably, the Gateway has posted 20 wins against top-25 1-AA teams during the past three seasons alone.

Last year, despite tough scheduling, four teams in the Gateway Conference had winning records, matching an all-time high. The Gateway has had four teams with better than .500 records in the same season five times now, most recently in 1996. Additionally, three Gateway schools (Northern Iowa, WIU and YSU) rank among the top 10 in 1-AA for total wins during the past three seasons. In fact, WIU has a 28-5 mark during the past three years, and the 28 regular-season wins are more than any 1-AA program during that span.

Although it's one season removed, the 1997 national title by YSU was the crowning jewel for the Gateway, as the league had one of its most successful seasons. In addition to claiming the league's first national title, YSU finished the year ranked No. 1, marking the first time a league member has held that spot in a season-ending poll. Also in 1997, WIU ended at No. 6, marking the first time the Gateway ended the year with two teams ranked among the top six.

The league's success on the field has translated into national respect, as the Gateway has been well represented in national polls in each of its 14 years. In 1992, UNI achieved the conference's first No. 1 national ranking, as the Panthers were ranked No. 1 by the NCAA and by The Sports Network for five weeks. YSU also claimed a No. 1 ranking for the league, holding the spot two weeks during the 1997 season, plus the final Sports Network ranking. The final national poll in eight of the past nine years has had at least two Gateway members among its Top 25.

Last year, YSU was ranked No. 1 for five weeks to open the season. Meanwhile, the season-ending ESPN/USA Today coaches poll had three Gateway schools ranked in the Top 25, including WIU (6th), Illinois State (19th) and UNI (25th). Although YSU is the only Gateway team to reach the title game, UNI has four times reached the semifinals, while the league sports an all-time playoff record of 19-20. Six

different teams have represented the conference in the 1-AA playoffs during the league's 14 years of existence, while all seven of the current members have been to the playoffs since 1982. SIU won the national title in 1983 prior to Gateway membership.

The original Gateway Conference was founded as a women's athletic organization in August of 1982, following the dissolution of the Association of Intercollegiate Athletics for Women. In September of that year, Patty Viverito was named the first commissioner of the newly founded conference, a position she maintains today. Before moving to its permanent headquarters in St. Louis, the Gateway spent three organizational months on the campus of Eastern Illinois.

In July of 1992, the 10-team Gateway Conference disbanded as its women's programs realigned with their men's teams in their respective conferences. The league assumed its new name on July 1, 1992, becoming the Gateway Football Conference, a NCAA 1-AA football league comprised of seven Midwest institutions.

The Gateway football division was born on August 21, 1985, when the Gateway Conference President's Council voted to add a 1-AA football division for six of its members to the previously all-women's athletics organization. Founding members were EIU, Illinois State, UNI, SIU, SMS and WIU. The creation of the football division marked the first time in college annals that football was added to a women's conference. In June of 1986, Indiana State became the seventh member. EIU left the Gateway to join the Ohio Valley Conference in 1996, while YSU joined the Gateway in 1997.

The Gateway Conference is the only automatic 1-AA qualifying conference that sponsors football as its only sport.



Viverito



Tschannen



Kern

THE GATEWAY FOOTBALL CONFERENCE

1000 St. Louis Union Station
Suite 105

St. Louis, MO 63103

Phone: 314-421-2268

FAX On Demand: 201-461-4256

Release Code 6093, Stats Code 6094

Scoreboard: 314-569-5636

FAX: 314-421-3505

Commissioner: Patty Viverito

Assistant Commissioner: Mike Kern

Supervisor of Officials: Ed Tschannen

Administrative Assistant: Maxine Day



1998 GATEWAY CONFERENCE STATS

1998 TEAM STATISTICS

(Regular Season Games Only. National Rankings in Parentheses)

SCORING OFFENSE	Pts	Avg	SCORING DEFENSE	Pts	Avg
Illinois State (8)	397	36.1	Western Illinois (1)	103	9.4
Southwest Missouri (38)	318	28.9	Northern Iowa (16)	191	17.4
Northern Iowa (51)	288	26.2	Youngstown State (46)	261	23.7
Indiana State (61)	261	23.7	Indiana State (58)	275	25.0
Southern Illinois (62)	259	23.5	Southwest Missouri (68)	284	25.8
Youngstown State (69)	250	22.7	Illinois State (73)	293	26.6
Western Illinois (78)	242	22.0	Southern Illinois (76)	296	26.9

PASS OFFENSE	ATT-COM-INT	PCT.	YARDS	YPA	TDS	YPG
Northern Iowa (15)	393-236-10	60.1	2981	7.6	20	271.0
Illinois State (16)	388-242-9	62.4	2948	7.6	26	268.0
Southwest Missouri (21)	397-217-11	54.7	2692	6.8	17	244.7
Southern Illinois (69)	287-160-10	55.7	1939	6.8	14	176.3
Youngstown State (103)	199-109-8	54.8	1368	6.9	12	124.4
Western Illinois (110)	211-103-8	48.8	1163	5.5	7	105.7
Indiana State (118)	98-36-7	36.7	777	7.9	11	70.6

PASS DEFENSE EFF.	ATT-COM-INT	PCT.	YARDS	TDS	EFF.
Western Illinois (8)	281-146-16	52.0	1608	3	92.2
Illinois State (27)	276-142-13	51.4	1808	9	107.8
Youngstown State (42)	324-176-14	54.3	2166	13	115.1
Northern Iowa (46)	332-168-6	50.6	2190	14	116.3
Indiana State (47)	291-173-11	59.5	1888	9	116.6
Southwest Missouri (102)	319-180-12	56.4	2422	22	135.4
Southern Illinois (113)	268-156-12	58.2	2217	21	144.6

RUSHING OFFENSE	ATT	YARDS	YPA	TDS	YPG
Southern Illinois (16)	523	2474	4.7	21	224.9
Indiana State (19)	561	2208	3.9	17	200.7
Youngstown State (30)	529	2103	4.0	18	191.2
Western Illinois (49)	465	1889	4.1	18	171.7
Illinois State (50)	433	1887	4.4	27	171.5
Southwest Missouri (51)	390	1850	4.7	23	168.2
Northern Iowa (63)	455	1703	3.7	18	154.8

RUSHING DEFENSE	ATT	YARDS	YPA	TDS	YPG
Northern Iowa (34)	411	1449	3.5	11	131.7
Western Illinois (45)	481	1633	3.4	8	148.5
Indiana State (54)	480	1706	3.6	23	155.1
Southwest Missouri (57)	473	1775	3.8	14	161.4
Youngstown State (77)	465	1973	4.2	21	179.4
Illinois State (99)	501	2204	4.4	25	200.4
Southern Illinois (100)	471	2218	4.7	20	201.6

TOTAL OFFENSE	ATT	YARDS	YPA	TDS	YPG
Illinois State (14)	821	4835	5.9	53	439.5
Northern Iowa (18)	848	4684	5.5	38	425.8
Southwest Missouri (24)	787	4542	5.8	40	412.9
Southern Illinois (30)	810	4413	5.4	35	401.2
Youngstown State (85)	728	3471	4.8	30	315.5
Western Illinois (103)	676	3052	4.5	25	277.5
Indiana State (107)	659	2985	4.5	28	271.4

TOTAL DEFENSE	ATT	YARDS	YPA	TDS	YPG
Western Illinois (17)	762	3241	4.3	11	294.6
Indiana State (40)	771	3594	4.7	32	326.7
Northern Iowa (42)	743	3639	4.9	25	330.8
Illinois State (65)	777	4012	5.2	34	364.7
Youngstown State (78)	789	4139	5.2	34	376.3
Southwest Missouri (83)	792	4197	5.3	36	381.5
Southern Illinois (105)	739	4435	6.0	41	403.2

1998 ALL-CONFERENCE HONORS

FIRST TEAM

Offense

QB: Kevin Glenn (ILSU), So.
 RB: Karlton Carpenter (SIU), Jr.
 Aaron Stecker (WIU), Sr.
 TE: Brad St. Louis (SMS), Jr.
 WR: **Mike Furrey (UNI), Jr.**
 Rickey Garrett (ILSU), Jr.
 OL: **Matt Beals (UNI), Jr.**
 Steve Farmer (ILSU), Sr.
Brad Meester (UNI), Jr.
 Ian Shirley (YSU), Jr.
 Walter Skgate (SIU), Sr.

PK: Travis Brawner (SMS), Jr.
 RS: Donnie Caldwell (WIU), Sr.

SECOND TEAM

Offense

QB: Derek Jensen (SMS), Sr.
 RB: Aveion Cason (ILSU), So.
 Maurice Daniels (SMS), Sr.
 TE: **Dorrick Roy (UNI), Sr.**
 WR: **Eddie Berlin (UNI), So.**
 Cornell Craig (SIU), Jr.
 OL: Tony Flint (SMS), Jr.
 Casey Honkomp (WIU), Jr.
 Jim Lawhorn (SIU), Jr.
 Eric Martin (INSU), So.
 Mike Rodbro (ILSU), So.

PK: Joe Lopez (WIU), So.
 RS: DeJuan Alfonzo (INSU), Jr.

HONORABLE MENTION

Illinois State: TE Scott Preusker, OL Tony Knutson, P Jake Strader. **Indiana State:** LB Matt Graham, RB Matt Nelson. **Northern Iowa:** OL Brian Billick, QB Ryan Helming, RB Steve Jenkins, RS Ty Taltan. **Southern Illinois:** DL Tavita Tovio, QB Kent Skornia, LB Bart Scott. **Southwest Missouri State:** DL Jerry Arnold, DB Mike Gailley, WR Jeff Hewitt. **Western Illinois:** TE Rich Seubert, DB Derrick Varnado, QB Mark Zanders. **Youngstown State:** RB Adrian Brown, PK Mark Griffith, OL Frank Rutherford, LB Mike Stanec.

ALL-NEWCOMER

OFFENSE

RB Adam Benge (UNI), Fr.
 RB Aveion Cason (ILSU), So.
 OL Justin Craun (SMS), So.
 WR Tacoma Fontaine (SMS), Jr.
 QB Sheraton Fox (INSU), Fr.
 WR Cory Grow (ILSU), Jr.
 WR Jeff Hewitt (SMS), So.
 OL Andy King (ILSU), Fr.
 OL Eric Owens (SMS), Fr.
 QB Jeff Ryan (YSU), Fr.
 TE Dorrick Roy (UNI), Sr.
 RB Sam Zanders (ILSU), Jr.

Defense

DL: David Howens (WIU), Jr.
 Troy Lefevre (INSU), Jr.
 Chad Pegues (ILSU), Sr.
 Dave Watson (WIU), Sr.
 LB: James Milton (WIU), Sr.
Matt Pedersen (UNI), Jr.
 Galen Scott (ILSU), So.
 DB: DeJuan Alfonzo (INSU), Jr.
 Donnie Caldwell (WIU), Sr.
Ty Taltan (UNI), Sr.
 Dwyte Smiley (YSU), Jr.
 P: Jeff Baker (WIU), Sr.

Defense

DL: Frank Emeterio (SMS), So.
 Shannon Jackson (INSU), Jr.
Scott Meredith (UNI), Sr.
Erik Nelson (UNI), Sr.
 LB: Edgerton Hartwell (WIU), Jr.
 Corky Martin (SMS), So.
 Tony Pryor (INSU), Jr.
 DB: Mike Carter (WIU), Sr.
 Isaac Harvin (SMS), Jr.
Terrance Malone (UNI), Sr.
 Anthony Pannunzio (YSU), Jr.
 P: John Amitrano (SIU), Sr.

OFFENSIVE PLAYER OF YEAR: RB Karlton Carpenter, Southern Illinois

DEFENSIVE PLAYER OF YEAR: LB James Milton, Western Illinois

BRUCE CRADDOCK GATEWAY COACH OF YEAR: Todd Berry, Illinois State

KICKOFF RETURNS	NO	YARDS	TDS	AVG
Western Illinois (4)	21	519	0	23.8
Northern Iowa (10)	29	690	0	23.8
Indiana State (19)	39	873	1	22.4
Illinois State (35)	38	821	0	21.6
Southwest Missouri (41)	38	806	1	21.2
Youngstown State (92)	46	799	0	17.4
Southern Illinois (105)	37	601	0	16.2



PUNT RETURNS	NO	YARDS	TDS	AVG
Western Illinois (8)	35	481	1	13.7
Indiana State (26)	32	349	1	10.9
Northern Iowa (46)	28	268	0	9.6
Illinois State (60)	30	257	0	8.6
Southern Illinois (64)	23	194	1	8.4
Youngstown State (73)	27	210	0	7.8
Southwest Missouri (78)	43	319	0	7.4

PUNTING	NO	AVG	RET	YARDS	AVG	NET
Western Illinois (1)	67	43.1	22	110	1.6	41.5
Southwest Missouri (28)	58	37.6	22	122	2.1	35.5
Southern Illinois (33)	56	40.3	24	282	5.0	35.3
Illinois State (44)	54	39.1	21	254	4.7	34.4
Northern Iowa (45)	65	37.5	32	215	3.3	34.2
Youngstown State (58)	59	36.3	26	166	2.8	33.5
Indiana State (112)	68	36.3	35	415	6.1	30.2

TURNOVER MARGIN	FUM	INT	GAIN	FUM	INT	LOST	P/G
Western Illinois (2)	15	16	31	6	8	14	1.55
Illinois State (21)	13	13	26	10	9	19	0.64
Southern Illinois (28)	11	12	23	7	10	17	0.55
Youngstown State (35)	9	14	23	11	8	19	0.36
Indiana State (66)	17	11	28	22	7	29	-0.09
Southwest Missouri (68)	7	12	19	10	11	21	-0.18
Northern Iowa (85)	9	6	15	10	10	20	-0.45

FIRST DOWNS	RUSH	PASS	PEN	TOTAL
Northern Iowa	101	139	11	251
Illinois State	99	132	19	250
Southern Illinois	129	90	17	236
Southwest Missouri	79	115	24	218
Youngstown State	116	62	20	198
Western Illinois	99	46	10	155
Indiana State	112	28	11	151

PENALTIES	NO	YARDS
Youngstown State	47	409
Northern Iowa	57	520
Indiana State	60	525
Southern Illinois	67	572
Illinois State	80	680
Western Illinois	80	692
Southwest Missouri	98	860

3RD DOWN CONVERSIONS	MADE	ATT	PCT.
Illinois State	75	158	47.5
Southern Illinois	76	167	45.5
Northern Iowa	77	172	44.8
Southwest Missouri	69	158	43.7
Youngstown State	62	158	39.2
Indiana State	39	144	27.1
Western Illinois	39	150	26.0

4TH DOWN CONVERSIONS	MADE	ATT	PCT.
Western Illinois	7	11	63.6
Illinois State	9	15	60.0
Youngstown State	8	15	53.3
Northern Iowa	5	10	50.0
Indiana State	8	17	47.1
Southern Illinois	8	17	47.1
Southwest Missouri	5	13	38.5

1998 ACADEMIC ALL-CONFERENCE

FIRST TEAM

PK Travis Brawner, Southwest Missouri	Jr.	3.95	Biology
QB Derek Jensen, Southwest Missouri	Sr.	3.54	Health & Physical Education
DB Jeff Killeen, Southwest Missouri	Jr.	3.89	Biology
DL Troy Lefewra, Indiana State	Jr.	3.60	Fine Arts
PK Joe Lopez, Western Illinois	So.	3.80	LEJA/Spanish
OL Josh McCall, Western Illinois	Jr.	3.78	Computer Science
OC Brad Meester, Northern Iowa	Jr.	3.72	Management
CB Anthony Pannunzio, Youngstown State	Sr.	3.67	Civil Engineering
TE Mark Schaeve, Illinois State	So.	3.60	Philosophy
TE Matt White, Southwest Missouri	So.	3.95	Construction Management
QB Jared Zwick, Youngstown State	Jr.	3.65	Biology

SECOND TEAM

OT Shawn Billker, Youngstown State	Jr.	3.74	Secondary Education
LB Drew Elmer, Northern Iowa	Jr.	3.58	Criminology
DL Frank Emeterio, Southwest Missouri	So.	3.66	Finance & General Business
OL Jim Lawhorn, Southern Illinois	Jr.	3.54	Accounting
LB Matt Pedersen, Northern Iowa	Jr.	3.27	Marketing
CB Keith Richards, Indiana State	So.	3.69	Business Administration
WR Robert Rose, Southwest Missouri	So.	3.65	Mathematics
P Anthony Rozzo, Youngstown State	Jr.	3.40	Chemistry
OG Frank Rutherford, Youngstown State	Jr.	3.28	Criminal Justice
TE Brad St. Louis, Southwest Missouri	Jr.	3.28	Dietetics
LB Luke Wilson, Northern Iowa	Jr.	3.59	Criminology

HONORABLE MENTION

Indiana State: QB Toby Deal, QB Steve Englehart, OT Doug Hurt, OLB Cory Pierce. **Illinois State:** LB Scott Cook, TE Scott Preusker. **Northern Iowa:** P Randy Hall, LB/LS Andy Morris, DE Matt Peterson. **Western Illinois:** DB Damon Stewart, DL Dave Watson, QB Mark Zanders.

FIELD GOALS	MADE	ATT	PCT.
Youngstown State	10	13	.769
Northern Iowa	8	13	.615
Southwest Missouri	8	13	.615
Western Illinois	16	28	.571
Indiana State	3	7	.429
Southern Illinois	5	14	.357
Illinois State	3	10	.300

PAT KICKING	MADE	ATT	PCT.
Southwest Missouri	42	42	1.000
Youngstown State	24	25	.960
Indiana State	34	36	.944
Northern Iowa	32	34	.941
Illinois State	48	53	.906
Western Illinois	22	26	.846
Southern Illinois	26	31	.839

UNI GATEWAY CONFERENCE-OPENER RESULTS (10-4)

Year	Score	Opponent
1985	38-17	@Southwest Missouri
1986	45-3	Southwest Missouri
1987	38-14	@Indiana State
1988	9-28	Southwest Missouri
1989	22-37	@Southwest Missouri
1990	30-9	Southern Illinois
1991	20-21	@Southern Illinois
1992	41-14	Illinois State
1993	20-14	@Southwest Missouri
1994	12-7	Southwest Missouri
1995	17-7	@Western Illinois
1996	47-10	Illinois State
1997	28-27	Southern Illinois
1998	20-27	@Southern Illinois



1998 INDIVIDUAL STATISTICS

RUSHING

	ATT	YDS	AVG	TDS	Y/G
Karleton Carpenter, Southern Illinois (5)	323	1892	5.9	16	172.0
Aaron Stecker, Western Illinois (16)	252	1124	4.5	12	124.9
Maurice Daniels, SW Missouri (30)	169	1120	6.6	5	101.8
Aveion Cason, Illinois State	134	728	5.4	8	80.9
Adrian Brown, Youngstown State	195	887	4.5	8	80.6
Steve Jenkins, Northern Iowa	174	829	4.8	6	75.4
Sam Zanders, Illinois State	126	594	4.7	10	54.0
Jake Andreadis, Youngstown State	110	541	4.9	5	49.2
Sheraton Fox, Indiana State	147	412	2.8	3	41.2
Steve Englehart, Indiana State	115	329	2.9	2	36.6

PASS EFFICIENCY

	ATT-COM-INT	PCT.	YDS/TDS	EFF.
Kevin Glenn, Illinois State (14)	362-231-9	63.8	2818/25	147.0
Ryan Helming, Northern Iowa (18)	310-190-6	61.3	2475/16	141.5
Jeff Ryan, Youngstown State	152-84-6	55.3	1036/8	122.0
Kent Skornia, Southern Illinois	285-158-10	55.4	1923/14	121.3
Derek Jensen, SW Missouri	377-208-10	55.2	2554/16	120.8
Mark Zanders, Western Illinois	210-103-8	49.0	1163/7	98.9

TOTAL OFFENSE

	PLAYS	RUSH	PASS	TOTAL	Y/G
Kevin Glenn, Illinois State (9)	427	187	2818	3005	273.2
Derek Jensen, SW Missouri (20)	462	143	2554	2697	245.2
Ryan Helming, Northern Iowa (26)	368	9	2475	2484	225.8
Kent Skornia, Southern Illinois	372	83	1923	2006	182.4
Karleton Carpenter, Southern Illinois	323	1892	0	1892	172.0
Jeff Ryan, Youngstown State	285	375	1036	1411	128.3
Aaron Stecker, Western Illinois	252	1124	0	1124	124.9
Maurice Daniels, SW Missouri	169	1120	0	1120	101.8
Mark Zanders, Western Illinois	243	-74	1163	1089	99.0
Aveion Cason, Illinois State	135	728	0	728	80.9

RECEPTIONS/GAME

	NO	YDS	TDS	AVG/C	REC/G
Mike Furrey, Northern Iowa (5)	86	1074	10	12.5	7.82
Rickey Garrett, Illinois State (9)	72	1154	13	16.0	6.55
Eddie Berlin, Northern Iowa (24)	65	962	4	14.8	5.91
Cornell Craig, Southern Illinois (27)	64	927	10	14.5	5.82
Aveion Cason, Illinois State	33	230	0	7.0	3.67
Jacob Niete, Illinois State	36	503	6	14.0	3.27
Jeff Hewitt, SW Missouri	35	526	8	15.0	3.18
Dorrick Roy, Northern Iowa	25	278	2	11.1	3.13
Robert Rose, SW Missouri	31	376	2	12.1	3.10
Chance Thurman, SW Missouri	29	383	2	13.2	2.64

RECEIVE YDS/GAME

	NO	YDS	TDS	AVG/C	YDS/G
Rickey Garrett, Illinois State (9)	72	1154	13	16.0	104.9
Mike Furrey, Northern Iowa (18)	86	1074	10	12.5	97.6
Eddie Berlin, Northern Iowa (25)	65	962	4	14.8	87.5
Cornell Craig, Southern Illinois (28)	64	927	10	14.5	84.3
Renauld Ray, Youngstown State	26	562	7	21.6	56.2
Jeff Hewitt, SW Missouri	35	526	8	15.0	47.8
Jacob Niete, Illinois State	36	503	6	14.0	45.7
Robert Rose, SW Missouri	31	376	2	12.1	37.6
Chance Thurman, SW Missouri	29	383	2	13.2	34.8
Dorrick Roy, Northern Iowa	25	278	2	11.1	34.8

INTERCEPTIONS

	NO	YARDS	TDS
Mike Gailley, SW Missouri (22)	5	80	0
Orlando Rogers, Southern Illinois (30)	5	44	0
Donnie Caldwell, Western Illinois	4	131	0
DeJuan Alfonzo, Indiana State	4	85	0
Derrick Varnado, Western Illinois	4	15	0
Mike Carter, Western Illinois	4	11	0
Jake Anderson, Youngstown State	3	47	0
Kawonza Swan, Youngstown State	3	38	0
Sam Elmore, Western Illinois	2	91	0
Shawn Lockhart, SW Missouri	2	63	0

PUNT RETURNS

	NO	YARDS	TDS	AVG.
Donnie Caldwell, Western Illinois (9)	33	433	1	13.1
DeJuan Alfonzo, Indiana State (26)	17	178	1	10.5
Mike Furrey, Northern Iowa (31)	20	199	0	9.9
Tacoma Fontaine, SW Missouri	28	235	0	8.4
Andre Cook, Youngstown State	14	117	0	8.4
Cory Grow, Illinois State	21	155	0	7.4
Cornell Craig, Southern Illinois	20	135	0	6.8
C.J. Steele, SW Missouri	15	84	0	5.6

KICKOFF RETURNS

	NO	YARDS	TDS	AVG.
Ty Talton, Northern Iowa (11)	22	605	0	27.5
Isaac Harvin, SW Missouri (30)	16	404	1	25.3
Aveion Cason, Illinois State	16	304	0	19.0
Andre Cook, Youngstown State	16	270	0	16.9

PUNTING

	NO	YARDS	AVG.
Jeff Baker, Western Illinois (9)	66	2890	43.8
Jake Strader, Illinois State (24)	41	1682	41.0
John Amtrano, Southern Illinois (30)	55	2220	40.4
Randy Hall, Northern Iowa (49)	62	2419	39.0
Travis Brawner, SW Missouri	57	2180	38.2
Phillip Aguilar, Indiana State	66	2468	37.4
Antony Rozzo, Youngstown State	58	2143	36.9

SCORING

	TDS	XPTS	FGS	PTS	PPG
Aaron Stecker, Western Illinois (13)	14	0	0	84	9.3
Karleton Carpenter, Southern Illinois (14)	17	0	0	102	9.2
Rickey Garrett, Illinois State (41)	13	0	0	78	7.1
Joe Lopez, Western Illinois	0	22	16	70	6.4
Travis Brawner, SW Missouri	0	42	8	66	6.0
Sam Zanders, Illinois State	10	23	0	62	5.6
Cornell Craig, Southern Illinois	10	0	0	60	5.5
Mike Furrey, Northern Iowa	10	0	0	60	5.5
Aveion Cason, Illinois State	8	0	0	48	5.3
Julio Guzman, Northern Iowa	0	32	8	56	5.1

TACKLES


	UT	AT	TT
Galen Scott, Illinois State	07	68	175
James Milton, Western Illinois	74	81	155
Tony Pryor, Indiana State	99	48	147
Edgerton Hartwell, Western Illinois	67	68	135
P.J. Jones, SW Missouri	48	84	132
Corky Martin, SW Missouri	65	66	131
Matt Pedersen, Northern Iowa	6	54	127
Dwyte Smiley, Youngstown State	77	46	123
Jarritt Goode, Youngstown State	53	66	119
Ryan Doak, Northern Iowa	45	65	110

Fumbles Recovered Leader: Ryan Szokola, Illinois State (4)


Fumbles Forced Leader: James Milton, Western Illinois (5)

Passes Broken Up Leader: DeJuan Alfonzo, Indiana State (10)

Sack Leader: Dave Watson, Western Illinois (13)



THE REVIEW




 IT'S
GOOD!!

PANTHERS	11:45	L NECKS
 10	TIME OUT PERIOD TIME OUT 3 LEFT 4 LEFT 3	6
TEAM FOULS	PLAYER-FOUL	TEAM FOULS
DOWN	TO GO	BALL ON
8:50		



1998 YEAR IN REVIEW

For the second year in a row, Northern Iowa's football team was not one of the 16 teams chosen for the 1998 1-AA playoffs. For the second year in a row, the Panthers finished with a 7-4 overall record, but they tied for third with Youngstown State in the Gateway Football Conference behind Western Illinois and Illinois State with a 3-3 mark after placing second in 1997. Five straight wins to end the season, including a 10-6 win over second-ranked WIU, was not good enough for the 1-AA selection committee.

For the second year in a row, UNI won some big games but lost a couple it probably should have won, which ultimately left it out of the race for a national championship. In 1997, you could blame a few stumbles on a new coaching staff, a new system and a new quarterback. In 1998, you might be able to blame it on the loss of another new quarterback in the second game of the season, and the time it takes for another new quarterback to gain his footing.

The Panthers started the year strong, defeating 1-A Eastern Michigan 13-10. They came back to host then second-ranked McNeese State at Memorial Stadium in Waterloo because of the incompletion of the UNI-Dome's new roof. UNI took the Cowboys into overtime, eventually losing 20-17, but the Panthers lost more than the game when starting quarterback, senior Kent transfer Todd Goebbel, was lost late in the game to his fifth career concussion, a career-ending injury.

With sophomore signal-caller Ryan Helming leading the way in his first collegiate start, the Panthers lost their Gateway opener the next week at Southern Illinois, 27-20. They recovered to defeat 23rd-ranked Stephen F. Austin 14-10 on the road, then lost another heartbreaker, 24-21, to Southwest Missouri State at home, snapping an eight-game win streak against the Bears. A 38-23 loss to Illinois State the next week was UNI's last loss of the season, but it turned out to be one too many. Five straight wins, including over defending national champion Youngstown State (42-14) and WIU, hopefully gives UNI momentum heading into the 1999 campaign.

"Unfortunately, we're finished," said UNI head coach Mike Dunbar at the end of the year. "I just think the (1-AA) committee has a very, very difficult time selecting 16 teams from 119. You lost four games, you're out, period. It doesn't matter who you play. We obviously need to find

a way to avoid it (four losses). We lost some games early that we shouldn't have lost when we had some adversity. We worry some maybe we weren't expected to. They're not taking the 16 best football teams, in my opinion.

"I'm certainly going to review our scheduling," Dunbar continued. "People won't play us. That's respect for your program, but if you can't get 1-AA games, who do you play?"

"We had our opportunities," he added. "We played extremely well at times, and in other parts in games, we didn't play as well. Hopefully, it'll show our players that you need to prepare every week. Obviously, we did that the last five weeks. We played with emotion. The players are disappointed, especially the seniors, but at the same time, they're proud, because they finished the season with their backs against the wall and showed a lot of character."

UNI said goodbye to 13 seniors, including Goebbel, all-American defensive back and return specialist Tyree Talton, wide receiver Nate Ludwig, a workhorse on special teams; defensive back Terrance Malone, leading rusher Steve Jenkins, punter Randy Hall, defensive tackle Dempsey Miller, defensive end Scott Meredith, offensive tackles Brian Billick and Nate Zehr, offensive guard Brian Beck, defensive end Erik Nelson, and tight end Dorrick Roy.

The Panthers dropped out of the Top 25 in the Sports Network poll for the first time in '98 the week of October 10. They remained unranked in the Top 25 polls until being ranked 25th in ESPN/USA Today's final 1-AA poll.

UNI had five first team, five second team and four honorable mention all-conference selections, and three players were named to the league's all-Newcomer squad. First team awardees included wide receiver Mike Furrey, offensive linemen Matt Beals and Brad Meester, linebacker Matt Pedersen and Talton. Second team selections included Roy, wide receiver Eddie Berlin, Meredith, Nelson and Malone, while the honorable mention picks were Billick, Helming, Jenkins and Talton (as a return specialist). All-Newcomers were running back Adam Bengé, Roy and defensive lineman Jack Mitchell.

The Panthers had four players named league players of the week — Jenkins and Billick following the Eastern Michigan game, Hall after the Stephen F. Austin win, and Zehr after Winona State. Jenkins was named a Football Gazette Regional Player of the Week after the EMU win, Hall was a Football Gazette National

Special Teams pick after the SFA win, and Bengé was a regional selection after the Youngstown State victory. Meredith was a 1-AA National Defensive Player of the Week by ESPN/USA Today after the Cal Poly win.

UNI set a multitude of school, UNI-Dome and Gateway records in 1998. School records included, among others, passes attempted in a season (393), completed in a game (33 vs. Indiana State) and season (236); Adam Bengé tied a record with four rushing touchdowns against Youngstown State, Eddie Berlin tied a record with 12 catches versus Southern Illinois, and Mike Furrey set a season mark with 86 catches. Talton set career marks for interception return yards (268) and kickoff return yards (1,991).

Bengé's four rushing TDs and Furrey's 86 catches also rewrote the Gateway record book.

UNI's 1998 schedule was ranked the seventh toughest in 1-AA by the NCAA News. It won seven games for the 13th time in the league's 14-year history. The Panthers' 10-6 win over WIU snapped the Leathernecks' 11-game conference game winning streak. They began the league portion of the slate with an 0-3 mark for the first time. Helming finished the season 6-3 as the Panthers' starting quarterback, completing 103-of-151 passes for 1,267 yards and nine touchdowns with only one interception in the last five games.

The Furrey-Berlin tandem became just the second pair of Gateway receivers to go over 2,000 combined yards receiving in the same season, finishing with 2,036 combined yards.

1998 RESULTS (7-4, 3-3)

at Eastern Michigan	13-10	12,305
McNeese State (2)	17-20 OT	5,840
at Southern Illinois*	20-27	6,500
at Stephen F. Austin	14-10	10,939
Southwest Missouri St.*	21-24	14,103
Illinois State*	23-38	8,369
Cal Poly	31-7	13,117
at Indiana State*	31-28	3,237
at Youngstown State* (17)	42-14	12,966
Western Illinois* (2)	10-6	12,118
Winona State	66-7	10,121

*Gateway Conference Game
(National Ranking Time of Game)

1998 GAME RECAPS



GAME #1

UNI 13, EASTERN MICHIGAN 10
SEPT. 3, 1998
RYNEARSON STADIUM

YPSILANTI, MI — UNI's 13-10 win over 1-A Eastern Michigan represented the Gateway Conference's 15th 1-A win in the history of the league and the sixth for the Panthers in 14 games. The Panthers led 10-0 with 2:10 left in the first quarter following a 25-yard field goal by Julio Guzman and a 28-yard run by converted linebacker, senior Steve Jenkins. After EMU tied the game at 10-10 with 5:18 left in the third quarter, Guzman added the final margin when he booted a 34-yard field goal with 13:24 left in the game. The Eagles got the ball back on their own 39 with 3:06 remaining and got as close as UNI's 36, but couldn't convert on their last possession. UNI's Drew Elmer sacked EMU quarterback Walt Church three yards on a second and one, moving the Eagles back to their own 45. After they picked up a first down on UNI's 44, they got down to the Panther 36 before failing on a fourth and 14 play. UNI got the ball back with nine seconds left.

Northern Iowa	10	0	0	3	13
Eastern Michigan	0	3	7	0	10

Scoring Summary

NI	Julio Guzman 25 Field Goal 5:28 1st
NI	Steve Jenkins 28 Run (Guzman Kick) 2:10 1st
EM	Justin Ventura 39 Field Goal 13:20 2nd
EM	Erik Iboom 17 Pass from Walt Church (Ventura Kick) 5:18 3rd
NI	Guzman 34 Field Goal 13:24 4th

Team Statistics	UNI	EMU
First Downs	19	19
Rushes-Yards	42-135	23-43
Passing Yards	168	296
Com.-Att.-Int.	22-35-1	30-56-0
Plays-Total Off.	77-303	79-339
Fumbles-Lost	2-0	4-2
Penalties-Yds.	4-31	2-28
Punts-Avg.	10-39.7	10-42.8
3rd Down Con.	7-19	5-19
Possession	32:09	27:42

Individual Statistics

Rushing: NI: Jenkins 23-114, Justin Roberson 10-40. EM: Idris Wells 15-44, Ben Washington 4-10.
Passing: NI: Todd Goebbel 22-35-1 168. EM: Church 30-56-0 296.
Receiving: NI: Mike Furrey 8-56, Eddie Berlin 5-50. EM: Jermaine Sheffield 7-83, Kenny Christian 6-58.
Tackles: NI: Terrance Malone 4-6, Ty Talton 2-7. EM: Matt Driscoll 2-11, Derek Vitatoe 2-10.

GAME #2

MCNEESE STATE 20, UNI 17 OT
SEPT. 12, 1998
MEMORIAL STADIUM

WATERLOO, IA — In Northern Iowa's first home game to be played outside since the first round of the 1975 Division II playoffs, the Panthers fell to second-ranked McNeese State 20-17 in overtime. UNI went up 7-0 on a 17-yard pass from Todd Goebbel to Dorrick Roy with 3:38 left in the first quarter. The Cowboys eventually tied the game with 2:32 left in the third period on a 15-yard run. MSU took a 14-7 lead on a 64-yard pass with 9:21 left in regulation, and UNI's Steve Jenkins tied the game on a five-yard run with 4:01 left. Goebbel left the game in the fourth quarter with a concussion and backup Ryan Helming spearheaded UNI's last scoring drive. Julio Guzman kicked a 26-yard field goal in overtime, but MSU answered with a 25-yard halfback option pass to take the win.

McNeese State	0	0	7	7	6	20
Northern Iowa	7	0	0	7	3	17

Scoring Summary:

NI Dorrick Roy 17 Pass from Todd Goebbel (Julio Guzman Kick) 3:38 1st
MS Cecil Collins 15 Run (Shonz LaFrenz Kick) 2:32 3rd
MS William Davis 64 Pass from Blake Prejean (LaFrenz Kick) 9:21 4th
NI Steve Jenkins 5 Run (Guzman Kick) 4:01 4th
NI Guzman 26 Field Goal OT
MS Andre Perkins 25 Pass from Davis OT

Team Statistics	MSU	UNI
First Downs	16	22
Rushes-Yards	36-99	41-160
Passing Yards	222	245
Plays-Total Off.	66-321	83-405
Fumbles-Lost	0-0	1-1
Penalties-Yds.	5-44	7-92
Punts-Avg.	12-43.2	7-36.3
Third Down Con.	2-15	8-19
Possession	31:55	28:05

Individual Statistics

Rushing: MS: Collins 16-71, Jessie Burton 14-26. NI: Jenkins 25-136, Walter Randall 9-19.
Passing: MS: Prejean 12-29-0 197, Davis 1-1-0 25. NI: Goebbel 16-36-3 207, Ryan Helming 4-6-0 38.
Receiving: MS: Perkins 6-87, Eric Chew 2-31. NI: Mike Furrey 9-128, Eddie Berlin 5-66.
Tackles: MS: Charles Ayro 4-9, Brian Gill 0-7. NI: Ryan Doak 2-7, Erik Nelson 6-3, Matt Pedersen 4-5.

GAME #3

SOUTHERN ILLINOIS 27, UNI 20
SEPT. 19, 1998
MCANDREW STADIUM

CARBONDALE, IL — Playing without starting quarterback Todd Goebbel and starting tailback Justin Roberson, UNI fell 27-20 in its Gateway opener, only its fourth loss in 14 starts in the league. A 75-yard pass from Ryan Helming to Eddie Berlin with 3:29 left in the first quarter tied the game at seven, but the Salukis went on to lead 27-7 at the half. A 37-yard field goal attempt by Julio Guzman with 57 seconds left in the half was blocked. SIU gained 333 yards in the first half alone, but the Panthers held them scoreless in the final two quarters and allowed them only 54 more yards. A five-yard pass to Mike Furrey with 1:53 left in the third quarter pulled the Panthers to within 13 points and Walter Randall's seven-yard run with 12:09 left in the game provided the final margin. UNI's two final drives stalled in Saluki territory and SIU ran out the clock on its last possession. Berlin had a school-tying record with 12 receptions for 187 yards.

Northern Iowa	7	0	7	6	20
Southern Illinois	14	13	0	0	27

Scoring Summary:

SI Cornell Craig 20 Pass from Kent Skornia (Matt Simonton Kick) 7:04 1st
NI Eddie Berlin 75 Pass from Ryan Helming (Julio Guzman Kick) 3:29 1st
SI Craig 66 Pass from Skornia (Simonton Kick) 1:27 1st
SI Ray Barnes 30 Pass from Skornia (Simonton Kick) 7:17 2nd
SI Karleton Carpenter 22 Pass from Skornia (Simonton Kick Failed) 1:58 2nd
NI Mike Furrey 5 Pass from Helming (Guzman Kick) 1:53 3rd
NI Walter Randall 7 Run (Guzman Kick Failed) 12:09 4th

Team Statistics

	UNI	SIU
First Downs	25	17
Rushes-Yards	34-119	40-181
Passing Yards	390	256
Comp.-Att.-Int.	28-49-1	16-28-0
Plays-Total Off.	83-509	68-387
Fumbles-Lost	2-2	2-1
Penalties-Yds.	6-40	4-40
Punts-Avg.	4-44.8	7-38.4
Third Down Conv.	6-17	8-16
Possession	31:36	28:24

Individual Statistics

Rushing: NI: Steve Jenkins 13-62, Randall 13-46. SI: Carpenter 26-109, Bryan Noltbertowicz 4-14.
Passing: NI: Helming 28-49-1 390. SI: Skornia 16-28-0 256.
Receiving: NI: Berlin 12-187, Furrey 9-123. SI: Craig 10-174, Ray Barnes 2-37.
Tackles: NI: Ryan Doak 5-9, Matt Pedersen 5-6. SI: Jean Baptiste 9-1, Shawn Summerville 4-3.

GAME #4

UNI 14, STEPHEN F. AUSTIN 10
SEPT. 26, 1998
HOMER BRYCE STADIUM

Nacogdoches, TX — Northern Iowa got back on the winning track following two straight losses, defeating 23rd-ranked Stephen F. Austin on the road. SFA took a 7-0 lead on a 61-yard run on only the second play of the game. The Panthers tied the game with 8:39 left in the first quarter on a one-yard run by Ryan Helming. True freshman Adam Benge fumbled the ball at the goal line and ball bounced back into Helming's hands, who scampered for the TD. The Lumberjacks then led 10-7 at the half on a 37-yard field goal with 7:39 left before halftime. UNI shut down the Jacks in the second half, holding them scoreless and to only 94 more yards. UNI got the winning score with 10:01 left in the game on a 12-yard pass from Helming to Mike Furrey. Punter Randy Hall was named the Rawling/Gateway Football Conference Special Teams Player of the Week after punting eight times for a 42.1 average, placing four punts inside SFA's 20.

Northern Iowa	7	0	0	7	14
Stephen F. Austin	7	3	0	0	10

Scoring Summary:

SFA Isaiah Stoker 61 Run (Mike McCary Kick) 14:33 1st
UNI Ryan Helming 1 Run (Julio Guzman Kick) 8:39 1st
SFA McCary 17 Field Goal 7:39 2nd
UNI Mike Furrey 12 Pass from Helming (Guzman Kick) 10:01 4th

Team Statistics	UNI	SFA
First Downs	19	12
Rushes-Yards	43-145	44-274
Passing Yards	145	14
Comp.-Att.-Int.	15-27-0	1-9-0
Plays-Total Off.	70-290	53-288
Fumbles-Lost	1-0	0-0
Penalties-Yds.	3-15	4-29
Punts-Avg.	8-42.1	6-51.2
Third Down Conv.	9-17	3-12
Possession	31:51	28:09

Individual Statistics

Rushing: NI: Adam Benge 21-101, Steve Jenkins 9-19. SFA: Derrick Blaylock 19-145, Stoker 15-95.
Passing: NI: Helming 15-27-0 145. SFA: Travis Fallon 1-9-0 14.
Receiving: NI: Furrey 8-90, Eddie Berlin 3-15. SFA: Marty Poole 1-14.
Tackles: NI: Ryan Doak 8-3, Matt Pedersen 6-5. SFA: Perry Eliano 6-8, Mike McElroy 3-7.



GAME #5

SOUTHWEST MISSOURI STATE 24, UNI 21
OCT. 3, 1998
UNI-DOME

CEDAR FALLS—The Panthers lost their first home conference game since the 1988 season in the UNI-Dome's reopening and Family Night game. UNI had won a school-record eight straight games against the Bears. The loss snapped a string of 26 home league games without a loss and a 14-game UNI-Dome win streak, dating back to 1995. The last time UNI started 0-2 in the league was in 1988. The Panthers again struggled in the first half offensively, but allowed SMS only a 48-yard field goal with 10:38 left in the second quarter. UNI went up 7-3 with 4:02 left in the third quarter on a 78-yard pass from Ryan Helming to Eddie Berlin, which started a back and forth scoring spurt by both teams. SMS regained the lead 10-7 on a one yard run with 12:25 left in the game, Helming threw a 15-yard TD pass to Mike Furrey with 8:58 left, the Bears came back to score on a 21-yard run at the 7:32 mark, and UNI went up 21-17 with 6:25 left on a 49-yard pass to Furrey. But the Bears responded with a 39-yard TD run with 2:48 left and the Panthers couldn't answer on their last possession.

Southwest Missouri State	0	3	0	21	24
Northern Iowa	0	0	7	14	21

Scoring Summary:

SMS	Travis Brawner 48 Field Goal 10:38 2nd
UNI	Eddie Berlin 78 Pass from Ryan Helming (Julio Guzman Kick) 4:02 3rd
SMS	Derek Jensen 1 Run (Brawner Kick) 12:25 4th
UNI	Mike Furrey 15 Pass from Helming (Guzman Kick) 8:58 4th
SMS	Maurice Daniels 21 Run (Brawner Kick) 7:32 4th
UNI	Furrey 49 Pass from Helming (Guzman Kick) 6:25 4th
SMS	Daniels 39 Run (Brawner Kick) 2:48 4th

Team Statistics	SMS	UNI
First Downs	24	16
Rushes-Yards	43-160	31-96
Passing Yards	296	304
Comp.-Att.-Int.	27-47-0	17-33-1
Plays-Total Off.	90-456	64-400
Fumbles-Lost	3-1	0-0
Penalties-Yds.	16-130	8-76
Punts-Avg.	9-36.2	9-39.1
Third Down Conv.	10-21	3-13
Possession	35:08	24:52

Individual Statistics

Rushing: SMS: Daniels 14-101, Dorey McGriff 11-48. NI: Adam Bengé 14-70, Helming 8-12.
Passing: SMS: Jensen 27-47-0 296. NI: Helming 17-33-1 304.
Receiving: SMS: Brad St. Louis 7-59, Robert Rose 6-37. NI: Furrey 6-91, Berlin 4-129.
Tackles: SMS: Corky Martin 5-6, P.J. Jones 4-6. NI: Matt Pedersen 8-5, Ryan Doak 5-6, Drew Elmer 7-4.

GAME #6

ILLINOIS STATE 38, UNI 23
OCT. 10, 1998
UNI-DOME

CEDAR FALLS—Northern Iowa fell to 0-3 in the Gateway Conference for the first time in history. Illinois State quarterback Kevin Glenn set four UNI-Dome records, including completions (35), attempts (61), yards (429) and total offense (517). ISU scored first on a one yard run, but the Panthers answered seven minutes later on a 30-yard pass to Mike Furrey from Ryan

Helming. But the snap was botched, and Helming's stunned attempt at rushing the ball failed, leaving UNI to trail 7-6. UNI trailed only 28-23 after Furrey threw a 51-yard TD pass to Eddie Berlin with 13:34 left in the third quarter, but that was its last score. ISU ended the scoring on a 26-yard field goal with 57 seconds left in the game.

Illinois State	14	14	0	10	38
Northern Iowa	6	10	7	0	23

Scoring Summary:

IS	Sam Zanders 1 Run (Jake Strader Kick) 11:21 1st
NI	Mike Furrey 39 Pass from Ryan Helming (Helming Rush Failed) 4:52 1st
IS	Zanders 1 Run (Strader Kick) :36 1st
NI	Julio Guzman 33 Field Goal 13:35 2nd
IS	Aveion Cason 9 Run (Strader Kick) 7:42 2nd
NI	Steve Jenkins 8 Run (Guzman Kick) 2:35 2nd
IS	Scott Preusker 33 Pass from Kevin Glenn (Strader Kick) :13 2nd
NI	Eddie Berlin 51 Pass from Furrey (Guzman Kick) 13:34 3rd
IS	Cason 48 Run (Strader Kick) 9:56 4th
IS	Strader 26 Field Goal :57 4th

Team Statistics	ISU	UNI
First Downs	34	26
Rushes-Yards	39-175	28-130
Passing Yards	457	382
Comp.-Att.-Int.	35-62-0	24-45-1
Plays-Total Off.	101-632	73-512
Fumbles-Lost	4-0	0-0
Penalties-Yds.	9-82	4-29
Punts-Avg.	5-43.6	6-37.3
Third Down Conv.	8-20	5-15
Possession	34:54	25:06

Individual Statistics

Rushing: IS: Cason 19-109, Glenn 12-60. NI: Jenkins 13-109, Furrey 1-12.
Passing: IS: Glenn 35-61-0 457, Cason 0-1-0 0. NI: Helming 23-44-1 331, Furrey 1-1-0 51.
Receiving: IS: Rickey Garrett 10-147, Cason 8-68. NI: Furrey 10-136, Berlin 9-145.
Tackles: IS: Marcus Corbin 8-2, Galen Scott 7-2. NI: Matt Pedersen 13-2, Ryan Doak 6-7.

GAME #7

UNI 31, CAL POLY 7
OCT. 17, 1998
UNI-DOME

CEDAR FALLS—Cal Poly led 7-6 with 14:24 left in the second quarter, then never regained the lead after UNI went up 12-7 with 12:30 left in the half. UNI got two reception TDs by Mike Furrey covering 20 and 49 yards, Steve Jenkins scored on a nine-yard run and Julio Guzman ended the scoring with a 37-yard field goal with 6:26 left in the game. UNI also got a monkey off its back when Tyree Talton picked off a Mustang pass, the first interception by the Panthers dating back to October 18, 1997, a string of 10 games. Senior defensive end Scott Meredith was named ESPN/USA Today 1-AA Defensive Player of the Week with 10 solo and eight assisted tackles, including three tackles for loss and two sacks.

Cal Poly	0	7	0	0	7
Northern Iowa	6	6	16	3	31

Scoring Summary:

NI	Mike Furrey 20 Pass from Ryan Helming (Julio Guzman Kick) 9:28 1st
CP	Craig Young 5 Run (Alan Beilke Kick) 14:24 2nd
NI	Steve Jenkins 9 Run (Helming Pass Failed) 12:30 2nd
NI	Helming 4 Run (Adam Bengé Run) 8:30 3rd
NI	Furrey 49 Pass from Helming (Jenkins Run) 5:56 3rd
NI	Guzman 37 Field Goal 6:26 4th

Team Statistics	CPU	UNI
First Downs	13	23
Rushes-Yards	37-132	51-171
Passing Yards	76	274
Comp.-Att.-Int.	8-17-1	14-22-0
Plays-Total Off.	54-208	73-445
Fumbles-Lost	1-0	1-1
Penalties-Yds.	4-16	2-10
Punts-Avg.	7-39.4	3-32.0
Third Down Conv.	2-11	9-15
Possession	28:00	32:00

Individual Statistics

Rushing: CP: Antonio Warren 13-71, Young 11-62. NI: Jenkins 20-60, Justin Roberson 9-47.
Passing: CP: Chad Henry 4-9-0 32, Andy Jepson 4-8-1 44. NI: Helming 14-21-0 274, Brian Andersen 0-1-0 0.
Receiving: CP: Ben Winter 3-31, Warren 2-16. NI: Furrey 8-162, Eddie Berlin 3-61.
Tackles: CP: Kiko Griffin 5-7, Osbaldo Orozco 2-8. NI: Matt Pedersen 6-9, Ryan Doak 3-7.

GAME #8

UNI 31, INDIANA STATE 28
OCT. 31, 1998
MEMORIAL STADIUM

TERRE HAUTE, IN—Northern Iowa's Jekyll and Hyde team finally pulled one out. After trailing 21-0 at the half, the Panthers fought back to win their first Gateway Conference game. Untimely turnovers and big plays by the Sycamores caused a deep hole which the Panthers turned around in the second half. UNI got its second and third interceptions of the year in the first two quarters when Ryan Doak picked one off with 7:59 left in the first period and Ty Talton got his second of the year with 13:38 left in the second. Neither turnovers, however, resulted in scores. UNI quarterback Ryan Helming fumbled on the ISU one with 58 seconds left in the first quarter, and Steve Jenkins fumbled on the UNI 27 not long after Talton's interception, eventually leading to ISU's first score with 8:36 left in the second. ISU's second score came on a 47-yard pass with 4:51 left in the half and with 1:58 remaining, the Sycamores added another TD on an 18 yard pass. UNI's Julio Guzman's 45-yard field goal attempt with no time left before the half was wide right. UNI's Adam Bengé fumbled on the ISU 28 with 13:21 left in the third quarter. Undaunted, the Panthers held ISU to only 92 second-half yards and UNI got its first points on a one-yard run by Jenkins with 7:04 left in the third quarter. He scored again on a 10-yard run with 22 seconds left. Bengé added a two-yard run with 10:51 left in the game to tie the game. Guzman kicked a 22-yard field goal with 7:18 left to give UNI a 24-21 lead, but a 32-yard pass by running back Keith Herron returned the Sycamores to the lead with 2:41 left in the game. The Panthers got the final margin with 45 seconds left on a five-yard pass to Justin Nofal. ISU's 53-yard field goal attempt with one second left was short.

Northern Iowa	0	0	14	17	31
Indiana State	0	21	0	7	28

Scoring Summary:



IS Matt Nelson 2 Run (Phillip Aguilar Kick) 8:36 2nd
 IS James McAtee 47 Pass from Sheraton Fox (Aguilar Kick) 4:59 2nd
 IS Keith Herron 18 Pass from Fox (Aguilar Kick) 1:58 2nd
 NI Steve Jenkins 1 Run (Julio Guzman Kick) 7:04 8rd
 NI Jenkins 9 Run (Guzman Kick) :29 3rd
 NI Adam Bengé 2 Run (Guzman Kick) 10:51 4th
 NI Guzman 22 Field Goal 7:18 4th
 IS Marques Clayton 32 Pass from Herron (Aguilar Kick) 2:41 4th
 NI Justin Nofal 5 Pass from Ryan Helming (Guzman Kick) :45 4th

Team Statistics	UNI	ISU
First Downs	27	11
Rushes-Yards	39-205	45-202
Passing Yards	304	130
Comp.-Att.-Int.	33-42-0	6-12-2
Plays-Total Off.	81-509	57-332
Fumbles-Lost	6-3	2-1
Penalties-Yds.	5-63	4-52
Punts-Avg.	5-34.2	7-42.6
Third Down Conv.	4-11	4-14
Possession	29:39	30:21

Individual Statistics

Rushing: NI: Jenkins 22-143, Bengé 13-75. IS: Nelson 4-67, Herron 1-44.
Passing: NI: Helming 33-42-0 304. IS: Steve Englehart 3-7-1 33, Fox 2-4-1 65.
Receiving: NI: Mike Furrey 10-74, Bengé 8-89. IS: McAtee 1-47, Clayton 1-32.
Tackles: NI: Matt Pedersen 8-3, Scott Meredith 5-4, Tim O'Neill 6-3. IS: Tony Pryor 8-6, Mike Bandy 9-4.

GAME #9

UNI 42, YOUNGSTOWN STATE 14
 NOV. 7, 1998
 STAMBAUGH STADIUM

YOUNGSTOWN, OH—True freshman Adam Bengé rushed for four touchdowns in leading Northern Iowa to its third consecutive win, defeating 17th-ranked and defending 1-AA national champion Youngstown State. The Panthers broke open a 14-14 half-time deadlock by taking advantage of two Penguin turnovers. Mike Furrey scored on an eight-yard reception with 11:41 left in the third quarter after a 38-yard interception return to the YSU three by Scott Meredith. Walter Randall scored on a one-yard run with 9:03 left in the third following Ryan Doak's fumble recovery on YSU's 42. Bengé put the Panthers up 35-14 with 12:15 left in the game when he scored his third TD of the day and he gained his fourth TD on another one-yard run with 57 seconds left in the game. His four TDs tied a Gateway and school record for rushing TDs in a game, and tied other school marks for total TDs and points in a game. UNI gained 458 yards against the league's second-best defense. The Panthers picked off two more interceptions — one each by Jack Mitchell and Meredith.

Northern Iowa	7	7	14	14	42
Youngstown State	7	7	0	0	14

Scoring Summary:

YS Renaud Ray 23 Pass from Jeff Ryan (Mark Griffith Kick) 7:38 1st
 NI Adam Bengé 2 Run (Julio Guzman Kick) 3:30 1st
 YS Jack Crews 27 Pass from Ryan (Griffith Kick) 14:53 2nd
 NI Bengé 4 Run (Guzman Kick) 3:12 2nd
 NI Mike Furrey 8 Pass from Helming (Guzman Kick) 11:41 3rd
 NI Walter Randall 1 Run (Guzman Kick) 9:03 3rd

NI Bengé 1 Run (Guzman Kick) 12:14 4th
 NI Bengé 1 Run (Guzman Kick) :57 4th

Team Statistics	UNI	YSU
First Downs	25	18
Rushes-Yards	55-184	36-91
Passing Yards	274	201
Comp.-Att.-Int.	19-31-0	14-26-2
Plays-Total Off.	86-458	62-292
Fumbles-Lost	3-1	2-1
Penalties-Yds.	4-47	1-10
Punts-Avg.	6-28.7	5-35.8
Third Down Conv.	9-15	4-12
Possession	34:28	25:32

Individual Statistics

Rushing: NI: Bengé 43-140, Steve Jenkins 6-22, Randall 6-22.
YS: Ryan 18-72, Adrian Brown 7-17.
Passing: NI: Helming 19-31-0 274. YS: Ryan 14-26-2 201
Receiving: NI: Furrey 7-77, Eddie Berlin 5-90. YS: Ray 3-51, Damion Matthews 3-33.
Tackles: NI: Matt Pedersen 11-8, Drew Elmer 4-9. YS: Dwyte Smiley 10-8, Ian Dominelli 5-10.

GAME #10

UNI 10, WESTERN ILLINOIS 6
 NOV. 14, 1998
 UNI-DOME

CEDAR FALLS—Northern Iowa outlasted second-ranked Western Illinois in a defensive struggle. The Panthers held all-American running back Aaron Stecker to just 71 yards rushing. UNI quarterback connected with Jake Soliday for the only touchdown of the game, a 14-yarder late in the first half. That gave UNI a 7-6 halftime lead after WIU had connected on 27 and 28 yard field goals. The Panther defense held the Leathernecks to just 41 yards in the second half. Julio Guzman booted a 33-yard field goal early in the fourth quarter for the only score of the second half. Mike Furrey broke his own Gateway and UNI record for receptions in a season with his 83rd of the year.

Western Illinois	0	6	0	0	6
Northern Iowa	0	7	0	3	10

Scoring Summary:

WI Joe Lopez 28 Field Goal 12:43 2nd
 NI Jake Soliday 14 Pass from Ryan Helming (Julio Guzman Kick) :37 2nd
 WI Lopez 27 Field Goal :08 2nd
 NI Guzman 33 Field Goal 11:45 4th

Team Statistics	WIU	UNI
First Downs	11	18
Rushes-Yards	31-55	34-49
Passing Yards	147	234
Comp.-Att.-Int.	12-24-1	25-41-2
Plays-Total Off.	55-202	75-283
Fumbles-Lost	2-1	2-1
Penalties-Yds.	5-48	6-47
Punts-Avg.	4-56.0	6-33.0
Third Down Conv.	1-13	7-18
Possession	27:17	32:43

Individual Statistics

Rushing: WI: Aaron Stecker 23-71, Erik Rogers 3-4, Ephron Crump 1-4. NI: Tyree Talton 4-28, Steve Jenkins 19-27.
Passing: WI: Mark Zanders 12-24-1 147. NI: Helming 25-41-2 234.
Receiving: WI: Kevin Walsh 4-87, Erik Rogers 4-23. NI: Mike Furrey 8-61, Eddie Berlin 7-72.

Tackles: WI: Edger Hartwell 5-9, James Alford 3-9. NI: Ryan Doak 6-8, Matt Pedersen 6-7.

GAME #11

UNI 66, WINONA STATE 7
 NOV. 21, 1998
 UNI-DOME

CEDAR FALLS—Northern Iowa had no trouble defeating Division II Winona State for its fifth consecutive victory. Winona State didn't score until 41 seconds were left in the game after the Panthers had emptied their bench.

Winona State	0	0	0	7	7
Northern Iowa	14	28	17	7	66

Scoring Summary:

NI Eddie Berlin 10 Pass from Ryan Helming (Julio Guzman Kick) 10:29 1st
 NI Tyree Talton 29 Run (Guzman Kick) 2:35 1st
 NI Walter Randall 1 Run (Guzman Kick) 9:38 2nd
 NI Mike Furrey 40 Pass from Helming (Guzman Kick) 6:03 2nd
 NI Dorrick Roy 4 Pass from Helming (Guzman Kick) 3:46 2nd
 NI Furrey 25 Pass from Helming (Guzman Kick) :45 2nd
 NI Guzman 28 Field Goal 10:32 3rd
 NI Ryan Hannam 30 Pass from Brian Andersen (Guzman Kick) 5:51 3rd
 NI Nate Ludwig 6 Pass from Andersen (Guzman Kick) :59 3rd
 NI Levi Lyle 5 Run (Guzman Kick) 4:37 4th
 WS Willie Wilson 20 Pass from Jamie Kahler (Derek Johnson Kick) :41 4th

Team Statistics	WSU	UNI
First Downs	11	31
Rushes-Yards	37-87	57-310
Passing Yards	95	261
Comp.-Att.-Int.	6-21-0	19-26-1
Plays-Total Off.	58-182	83-571
Fumbles-Lost	2-2	1-1
Penalties-Yds.	1-9	8-70
Punts-Avg.	9-36.2	1-59.0
Third Down Conv.	1-13	10-13
Possession	25:43	34:17

Individual Statistics

Rushing: WS: William Coleman 8-59, Carson Walch 6-34. NI: Steve Jenkins 21-133, Randall 18-85.
Passing: WS: Jake Goettl 4-15-0 66, Kahler 2-5-0-29. NI: Helming 12-16-1 181, Andersen 7-10-0-80.
Receiving: WS: Matt Juare 2-53, Wilson 2-29. NI: Berlin 6-87, Roy 4-23.
Tackles: WS: Travis Welch 6-9, Nate Baures 4-9. NI: Adam Vogt 8-2, Matt Pedersen 6-3.



1998 1-AA WEEKLY POLL

The Sports Network PRESEASON

1. Youngstown State
2. McNeese State
3. Delaware
4. Montana
5. **Northern Iowa**
6. Georgia Southern
7. Villanova
8. Western Kentucky
9. Eastern Kentucky
10. Hampton
11. East Tennessee State
12. Southern University
13. Western Illinois
14. William & Mary
15. Hofstra
16. Northwestern State
17. Florida A&M
18. Jackson State
19. Northern Arizona
20. Richmond
21. Eastern Washington
22. Middle Tennessee
23. Murray State
24. Eastern Illinois
25. Liberty

SEPT. 6

1. Youngstown State
2. McNeese State
3. Montana
4. Delaware
5. **NORTHERN IOWA**
6. Georgia Southern
7. Western Kentucky
8. Villanova
9. Eastern Kentucky
10. Hampton
11. Western Illinois
12. Hofstra
13. William & Mary
14. Northwestern State
15. Northern Arizona
16. Murray State
17. Appalachian State
18. Middle Tennessee
19. East Tennessee State
20. Howard
21. Southern University
22. Eastern Illinois
23. Troy State
24. Connecticut
25. Florida A&M

SEPT. 14

1. Youngstown State
2. McNeese State
3. Georgia Southern
4. Villanova

5. Hampton
6. **NORTHERN IOWA**
7. Hofstra
8. William & Mary
9. Delaware
10. Northwestern State
11. Montana
12. Murray State
13. Northern Arizona
14. Appalachian State
15. Western Kentucky
16. Eastern Kentucky
17. Western Illinois
18. Southern University
19. Florida A&M
20. Middle Tennessee
21. Connecticut
22. Southern Utah
23. Howard
24. Stephen F. Austin
25. Troy State

SEPT. 21

1. Youngstown State
2. McNeese State
3. Georgia Southern
4. Villanova
5. Hampton
6. Hofstra
7. William & Mary
8. Northwestern State
9. Delaware
10. Murray State
11. Montana
12. Eastern Kentucky
13. Appalachian State
14. Western Illinois
15. Southern University
16. Florida A&M
17. **NORTHERN IOWA**
18. Connecticut
19. Northern Arizona
20. Troy State
21. Weber State
22. Howard
23. South Florida
24. Western Kentucky
25. Eastern Illinois

SEPT. 28

1. Youngstown State
2. McNeese State
3. Georgia Southern
4. Villanova
5. Hampton
6. Hofstra
7. Northwestern State
8. Delaware
9. Eastern Kentucky
10. Appalachian State

11. Western Illinois
12. Weber State
13. William & Mary
14. Murray State
15. Southern University
16. Florida A&M
17. **NORTHERN IOWA**
18. Connecticut
19. Troy State
20. Northern Arizona
21. Montana
22. Western Kentucky
23. South Florida
24. Eastern Illinois
25. Furman

OCT. 5

1. McNeese State
2. Georgia Southern
3. Hampton
4. Appalachian State
5. Western Illinois
6. Delaware
7. Youngstown State
8. Eastern Kentucky
9. Weber State
10. Northwestern State
11. Villanova
12. William & Mary
13. Murray State
14. Hofstra
15. Southern University
16. Florida A&M
17. Troy State
18. Montana
19. South Florida
20. Western Kentucky
21. Furman
22. Eastern Illinois
23. Cal State-Northridge
24. Massachusetts
25. Connecticut

30. **NORTHERN IOWA**

OCT. 12

1. McNeese State
2. Georgia Southern
3. Appalachian State
4. Hampton
5. Western Illinois
6. Youngstown State
7. William & Mary
8. Northwestern State
9. Florida A&M
10. Delaware
11. Troy State
12. South Florida
13. Weber State
14. Eastern Illinois
15. Connecticut

16. Cal State-Northridge
17. Eastern Kentucky
18. Massachusetts
19. Western Kentucky
20. Montana State
21. Murray State
22. Villanova
23. Southern University
24. Furman
25. Hofstra
35. **NORTHERN IOWA**

OCT. 19

1. Georgia Southern
2. Hampton
3. Western Illinois
4. Northwestern State
5. McNeese State
6. William & Mary
7. Appalachian State
8. Florida A&M
9. Delaware
10. Connecticut
11. Youngstown State
12. Western Kentucky
13. Murray State
14. South Florida
15. Southern Univ
16. Troy State
17. Weber State
18. Illinois State
19. Massachusetts
20. Hofstra
21. Eastern Illinois
22. Villanova
23. Richmond
24. Cal State-Northridge
25. Eastern Kentucky

OCT. 26

1. Georgia Southern
2. Hampton
3. Western Illinois
4. Northwestern State
5. McNeese State
6. Appalachian State
7. Florida A&M
8. Delaware
9. Connecticut
10. Youngstown State
11. Western Kentucky
12. William & Mary
13. Murray State
14. Southern Univ
15. Troy State
16. Massachusetts
17. Hofstra
18. Eastern Illinois
19. Richmond
20. South Florida

21. Montana State
22. Jacksonville State
23. Weber State
24. Illinois State
25. Lehigh
36. **NORTHERN IOWA**

NOV. 2

1. Georgia Southern
2. Western Illinois
3. McNeese State
4. Appalachian State
5. Connecticut
6. Florida A&M
7. William & Mary
8. Hampton
9. Northwestern State
10. Murray State
11. Troy State
12. Massachusetts
13. Southern Univ
14. Montana State
15. Delaware
16. Richmond
17. Youngstown State
18. Western Kentucky
19. Tennessee State
20. South Florida
21. Illinois State
22. Jacksonville State
23. Lehigh
24. Montana
25. Hofstra
37. **NORTHERN IOWA**

NOV. 9

1. Georgia Southern
2. Western Illinois
3. McNeese State
4. Appalachian State
5. Florida A&M
6. William & Mary
7. Northwestern State
8. Murray State
9. Troy State
10. Massachusetts
11. Delaware
12. Richmond
13. Connecticut
14. Hampton
15. Western Kentucky
16. Tennessee State
17. Southern University
18. Bethune-Cookman
19. South Florida
20. Lehigh
21. Montana State
22. Montana
23. Hofstra
24. Jacksonville State

25. Cal State-Northridge
28. **NORTHERN IOWA**

NOV. 16

1. Georgia Southern
2. McNeese State
3. Appalachian State
4. Florida A&M
5. Northwestern State
6. Western Illinois
7. Massachusetts
8. Richmond
9. Connecticut
10. Hampton
11. Tennessee State
12. William & Mary
13. Western Kentucky
14. Troy State
15. Murray State
16. Southern University
17. Lehigh
18. Bethune-Cookman
19. Montana State
20. Montana
21. South Florida
22. Hofstra
23. Delaware
24. Jacksonville State
25. Cal-State Northridge
27. **NORTHERN IOWA**

NOV. 23

1. Georgia Southern
2. Northwestern State
3. Florida A&M
4. Western Illinois
5. Richmond
6. McNeese State
7. Appalachian State
8. Connecticut
9. Hampton
10. Tennessee State
11. Troy State
12. Massachusetts
13. Lehigh
14. Montana
15. Southern University
16. William & Mary
17. Western Kentucky
18. Hofstra
19. South Florida
20. Bethune-Cookman
21. Illinois State
22. Delaware
23. Murray State
24. Montana State
25. **NORTHERN IOWA**

FINAL

1. Massachusetts
2. Georgia Southern
3. Northwestern State
4. Western Illinois
5. Florida A&M
6. Appalachian State
7. Lehigh
8. McNeese State
9. Connecticut
10. Richmond
11. Hampton
12. Tennessee State
13. Troy State
14. Southern University
15. Montana
16. Illinois State
17. William & Mary
18. Bethune-Cookman
19. Western Kentucky
20. Hofstra
21. Colgate
22. South Florida
23. Delaware
24. Murray State
25. Montana State
26. **NORTHERN IOWA**

1998 STATISTICS



SCORE BY QUARTERS

	1	2	3	4	OT	TOTAL	AVG.
UNI	64	58	82	81	3	288	26.2
Opponents	42	77	14	52	6	191	17.4

RUSHING

Name	Games	Att.	Gain	Lost	Net	Avg.	Long	TDs
Steve Jenkins	11	174	870	41	829	4.8	38	6
Adam Bengé	6	108	477	50	427	4.0	25	5
Walter Randall	7	47	188	10	178	3.8	12	3
Justin Roberson	4	25	111	14	97	3.9	22	0
Tyree Talton	11	8	68	1	67	8.3	29	1
Mike Furrey	11	6	57	5	52	8.7	16	0
Levi Lyle	1	8	40	2	38	4.8	13	1
H. Mussotte	1	3	18	0	18	6.0	7	0
Ryan Helming	11	58	133	123	10	0.2	17	2
Carl Biddings	1	1	4	0	4	4.0	4	0
Luke Wilson	11	1	0	0	0	0.0	0	0
Brian Andersen	3	6	13	-7	-2.3	6	0	
Todd Goebbel	2	13	23	32	-9	-0.7	9	0
UNI	11	455	1995	291	1704	3.8	38	18
Opponents	11	411	1800	351	1449	3.5	-	11

PASSING

Name	Games	Cmp.	Att.	Int.	Pct.	Yds.	Long	TDs
Ryan Helming	11	190	310	6	.613	2475	78	16
Todd Goebbel	2	38	71	4	.535	375	47	1
Brian Andersen	2	7	11	0	.636	80	30	2
Mike Furrey	11	1	1	0	1.000	51	51	1
UNI	11	236	393	10	.601	2981	78	20
Opponents	11	168	332	6	.506	2190	-	14

RECEIVING

Name	Games	No.	Yds.	Avg.	Long	TDs
Mike Furrey	11	86	1074	12.5	49	10
Eddie Berlin	11	65	962	14.8	78	4
Dorrick Roy	11	25	278	11.1	31	2
Jake Soliday	11	20	232	11.6	28	1
Adam Bengé	6	12	121	10.1	25	0
Tramon Thomas	7	9	95	10.6	29	0
Justin Nofal	11	6	88	14.7	27	1
Mike Poppen	10	5	39	7.8	12	0
Steve Jenkins	11	3	32	10.7	26	0
Ryan Hannam	2	2	39	19.5	30	1
Nate Ludwig	11	1	6	6.0	6	1
Cody DeHaan	9	1	15	15.0	15	0
Luke Wilson	11	1	0	0.0	0	0
UNI	11	236	2981	12.6	78	20
Opponents	11	168	2190	13.0	-	14

KICKOFF RETURNS

Name	Games	No.	Yds.	Avg.	Long	TDs
Tyree Talton	11	22	605	27.5	49	0
Michael Gerrell	11	6	85	14.2	19	0
Adam Vogt	10	1	0	0.0	0	0
UNI	11	29	690	23.8	49	0
Opponents	11	41	858	20.9	-	0

PUNT RETURNS

Name	Games	No.	Yds.	Avg.	Long	TDs
Mike Furrey	11	20	199	10.0	30	0
Tyree Talton	11	3	25	6.3	15	0
Cody DeHaan	9	4	44	11.0	27	0
UNI	11	28	268	9.6	30	0
Opponents	11	32	215	6.7	-	0

INTERCEPTION RETURNS

Name	Games	No.	Yds.	Avg.	Long	TDs
Tyree Talton	11	2	21	10.5	21	0
Jack Mitchell	11	1	2	2.0	2	0
Terrance Malone	10	1	5	5.0	5	0
Ryan Doak	11	1	0	0.0	0	0
Scott Meredith	11	1	38	38.0	38	0
UNI	11	6	66	11.0	38	0
Opponents	11	10	91	9.1	-	0

TEAM STATISTICS

	UNI	OPP
First Downs	251	186
Rushing	101	76
Passing	139	101
Penalty	11	9
Rushing Plays	455	411
Net Yards Rushing	1704	1449
Yards Rushing Per Game	154.9	131.7
Net Yards Passing	2981	2190
Passes Attempted	393	332
Passes Completed	236	168
Passes Had Intercepted	10	6
TDs Passing	20	14
Yards Passing Per Game	271.0	199.1
Total Plays	848	743
Total Offense	4685	3639
Average Offense Per Game	425.9	330.8
Fumbles-Lost	19-10	22-9
Penalties-Yards	57-520	55-488
Punts-Yards-Average	65-2439-37.5	81-3369-41.6
Punts Had Blocked	3	1
Punt Returns-Yards-Average	28-268-9.6	32-215-6.7
Kickoff Returns-Yards-Average	29-690-23.8	41-858-20.9
Interception Returns-Yards	6-66	10-91
Time of Possession	5:36:55	5:23:05
Third Down Conversions	77-172	48-166
Third Down Percentage	.448	.289



ALL-PURPOSE YARDS

Name	Games	Rush	Punt Rec.	KO Ret.	Ret.	Yds.	Yds./G
Mike Furrey	11	52	1074	199	0	1325	120.5
Eddie Berlin	11	0	962	0	0	962	87.5
Steve Jenkins	11	829	32	0	0	861	78.5
Tyree Talton	11	67	0	25	605	697	63.4
Adam Bengé	6	427	121	0	0	548	91.3
Dorrick Roy	11	0	278	0	0	278	25.3
Jake Soliday	11	0	232	0	0	232	21.1
Walter Randall	7	178	0	0	0	178	25.4
Justin Roberson	4	97	0	0	0	97	24.3
Tramon Thomas	7	0	95	0	0	95	13.6
Justin Nofal	11	0	88	0	0	88	8.0
Michael Gerrell	11	0	0	0	85	85	7.7
Cody DeHaan	9	0	15	44	0	59	6.6
Mike Poppen	10	0	39	0	0	39	3.9
Ryan Hannam	2	0	39	0	0	39	19.5
Levi Lyle	1	38	0	0	0	38	38.0
Haddley Mussotte	1	18	0	0	0	18	18.0
Ryan Helming	11	10	0	0	0	10	0.9
Nate Ludwig	11	0	6	0	0	6	0.6
Carl Biddings	1	4	0	0	0	4	4.0
Luke Wilson	11	0	0	0	0	0	0.0
Adam Vogt	10	0	0	0	0	0	0.0
Brian Andersen	2	-7	0	0	0	-7	-3.5
Todd Goebbel	2	-9	0	0	0	-9	-4.5
UNI	11	1704	2981	268	690	5643	513.0
Opponents	11	1449	2190	215	858	4712	428.4

TOTAL OFFENSE

Name	Games	Plays	Rush Yds.	Pass Yds.	Total Yds.
Ryan Helming	11	368	10	2475	2485
Steve Jenkins	11	174	829	0	829
Adam Bengé	6	108	427	0	427
Todd Goebbel	2	84	-9	375	366
Walter Randall	7	47	178	0	178
Mike Furrey	11	7	52	51	103
Justin Roberson	4	25	97	0	97
Brian Andersen	2	14	-7	80	73
Tyree Talton	11	8	67	0	67
Levi Lyle	1	8	38	0	38
Haddley Mussotte	1	3	18	0	18
Carl Biddings	1	1	4	0	4
Luke Wilson	11	1	0	0	0
UNI	11	848	1704	2981	4685
Opponents	11	743	1449	2190	3639

PUNTING

Name	Games	No.	Yds.	Avg.	Long
Randy Hall	11	62	2419	39.0	67
Team	11	3	20	6.7	17
UNI	11	65	2439	37.5	67
Opponents	11	81	3369	41.6	-

SCORING

Name	Games	TDs	PATs	2-Pt. Conv.	FGs	S	Pts.
Mike Furrey	11	70	0	0	0	0	60
Julio Guzman	11	0	32-34	0	8-13	0	56
Steve Jenkins	11	6	0	1	0	0	38
Adam Bengé	6	5	0	1	0	0	32
Eddie Berlin	11	4	0	0	0	0	24
Walter Randall	7	3	0	0	0	0	18
Ryan Helming	11	2	0	0	0	0	12
Dorrick Roy	11	2	0	0	0	0	12
Nate Ludwig	11	1	0	0	0	0	6
Tyree Talton	11	1	0	0	0	0	6
Levi Lyle	1	1	0	0	0	0	6
Jake Soliday	11	1	0	0	0	0	6
Justin Nofal	11	1	0	0	0	0	6
Ryan Hannam	2	1	0	0	0	0	6
UNI	11	38	32-34	2	8-13	0	288
Opponents	11	25	23-24	0-0	6-13	0	191

FIELD GOAL BREAKDOWN

	FGM-FGA	Pct.	10-19	20-29	30-39	40-49	50+ Long
Julio Guzman	8-13	.620	0-0	4-4	4-7	0-2	0-0 37
UNI	8-13	.620	0-0	4-4	4-7	0-2	0-0 37
Opponents	6-13	.460	0-0	3-3	2-2	1-4	0-4 -

Returnees in Bold




Freshman Adam Bengé was UNI's second-leading ground gainer in 1998.

1998 DEFENSIVE STATISTICS



1998 DEFENSIVE STATISTICS

Name	Games	UT	AT	Total	Sacks	For Loss	FF	FRec	Block	PD	Int.
Matt Pedersen	11	79	54	133	2-22	2-1	0	1	0	2	0
Ryan Doak	11	45	65	110	1-9	2-10	2	1	0	3	1
Drew Elmer	11	39	42	81	2-12	3-11	0	2	0	0	0
Erik Nelson	11	45	35	80	5-17	5-10	4	1	0	3	0
Scott Meredith	11	35	26	61	4-25	4-9	0	0	0	0	1
Terrance Malone	10	30	28	58	1-4	5-21	2	1	0	4	1
Tim O'Neill	10	28	24	52	3-7	6-21	1	1	0	3	0
Tyree Talton	11	30	18	48	0-0	2-6	0	0	2	9	2
Brandon Rutledge	11	20	25	45	1-10	3-21	0	0	0	3	0
Jack Mitchell	11	21	23	44	6-36	2-5	3	0	0	2	1
Brent Browner	11	24	12	36	0-0	2-6	1	0	0	1	0
Michael Gerrell	11	17	16	33	0-0	0-0	1	1	0	1	0
Quincy LaGrant	11	18	10	28	0-0	1-1	0	0	0	3	0
Luke Wilson	11	14	8	22	0-0	1-1	0	0	0	0	0
Dempsey Miller	11	13	7	20	5-32	1-2	0	0	0	0	0
Tyler Powell	11	7	7	14	1-10	0-0	0	0	0	1	0
Adam Vogt	10	11	3	14	1-4	2-3	0	0	0	0	0
Juron Junior	11	7	0	7	0-0	1-5	0	0	0	2	0
Greg McKinstry	11	4	3	7	0-0	0-0	0	0	0	0	0
Andy Morris	11	5	2	7	0-0	0-0	0	0	0	0	0
Regi Vettraino	10	4	2	6	0-0	0-0	0	1	0	0	0
Daniel Banks	11	4	2	6	0-0	0-0	0	0	0	0	0
Chris Stimmel	3	2	3	5	0-0	0-0	0	0	0	0	0
Matt Peterson	11	5	0	5	1-8	0-0	0	0	0	0	0
Julio Guzman	11	3	1	4	0-0	0-0	1	0	0	0	0
Jake Soliday	11	2	1	3	0-0	0-0	0	0	0	0	0
Justin Cox	1	1	1	2	0-0	0-0	0	0	0	0	0
Zack Smith	10	1	1	2	0-0	0-0	0	0	0	0	0
Londo Thompson	4	0	2	2	0-0	0-0	0	0	0	0	0
Marcus Reeves	2	1	0	1	0-0	0-0	0	0	0	0	0
Nate Ludwig	11	0	1	1	0-0	0-0	0	0	0	0	0
Eddie Berlin	11	1	0	1	0-0	0-0	0	0	0	0	0
Cody DeHaan	9	1	0	1	0-0	0-0	0	0	0	0	0
UNI	11	517	422	939	33-196	42-133	15	9	2	37	6
Opponents	11	342	616	958	22-138	88-319	13	10	5	32	9



Drew Elmer



Jack Mitchell



Matt Pedersen



1998 SINGLE GAME SUPERLATIVES

Rush Attempts: UNI—43, Adam Bengé at Youngstown State
Opp—26, Karlton Carpenter (Southern Illinois)

Rush Yards: UNI—143, Steve Jenkins at Indiana State
Opp—145, Derrick Blaylock (Stephen F. Austin)

Rush TDs: UNI—4, Adam Bengé at Youngstown State
Opp—2, Several

Pass Attempts: UNI—49, Ryan Helming at Southern Illinois
Opp—61, Kevin Glenn (Illinois State)

Pass Completions: UNI—33, Ryan Helming at Indiana State
Opp—35, Kevin Glenn (Illinois State)

Consecutive Completions: UNI—10, Ryan Helming at Indiana State
Opp—6, Kent Skornia (Southern Illinois); Mark Zanders (Western Illinois)

Pass Interceptions: UNI—3, Todd Goebbel vs. McNeese State
Opp—2, Jeff Ryan (Youngstown State)

Pass Yards: UNI—390, Ryan Helming at Southern Illinois
Opp—457, Kevin Glenn (Illinois State)

Receptions: UNI—12, Eddie Berlin at Southern Illinois
Opp—10, Cornell Craig (Southern Illinois); Rickey Garrett (Illinois State)

Reception Yards: UNI—187, Eddie Berlin at Southern Illinois
Opp—174, Cornell Craig (Southern Illinois)

Reception TDs: UNI—2, Mike Furrey vs. Southwest Missouri State, Cal Poly, Winona State
Opp—2, Cornell Craig (Southern Illinois)

Total Offense Attempts: UNI—56, Ryan Helming at Southern Illinois
Opp—72, Kevin Glenn (Illinois State)

Total Offense Yards: UNI—389, Ryan Helming at Southern Illinois
Opp—517, Kevin Glenn (Illinois State)

Punts: UNI—10, Randy Hall at Eastern Michigan
Opp—12, David Latta (McNeese State)

Punt Average: UNI—59.0, Randy Hall vs. Winona State
Opp—56.0, Jeff Baker (Western Illinois)

Punt Returns: UNI—4, Tyree Talton at Eastern Michigan; Mike Furrey vs. McNeese State; Cody DeHaan vs. Winona State
Opp—7, Tacoma Fontaine (Southwest Missouri State)

Punt Return Yards: UNI—59, Mike Furrey at Indiana State
Opp—61, Tacoma Fontaine (Southwest Missouri State)

Kickoff Returns: UNI—4, Tyree Talton at Southern Illinois, vs. Illinois State
Opp—7, Carson Walch (Winona State)

Kickoff Return Yards: UNI—98, Tyree Talton vs. McNeese State
Opp—129, Carson Walch (Winona State)

All-Purpose Yards: UNI—187, Eddie Berlin at Southern Illinois
Opp—220, Cornell Craig (Southern Illinois)

PATs Kicked: UNI—9, Julio Guzman vs. Winona State
Opp—5, Jake Strader (Illinois State)

PATs Attempted: UNI—9, Julio Guzman vs. Winona State
Opp—5, Jake Strader (Illinois State)

Field Goals Kicked: UNI—2, Julio Guzman at Eastern Michigan
Opp—2, Joe Lopez (Western Illinois)

Field Goals Attempted: UNI—2, Julio Guzman vs. Several
Opp—6, Joe Lopez (Western Illinois)

Touchdowns: UNI—4, Adam Bengé at Youngstown State
Opp—2, Several

Points: UNI—24, Adam Bengé at Youngstown State
Opp—12, Several

THE LAST TIME

INDIVIDUAL

Rushed for 100 Yards: Steve Jenkins vs. Winona State, 133 yards, Nov. 21, 1998

Rushed for 200 Yards: Jeff Stovall vs. Southern Illinois, 248 yards, Oct. 26, 1996

Passed for 200 Yards: Ryan Helming vs. Western Illinois, 234 yards, Nov. 14, 1998

Passed for 300 Yards: Ryan Helming vs. Indiana State, 304 yards, Oct. 31, 1998

Passed for 400 Yards: Mike Smith vs. Northeast Louisiana, 418 yards, Dec. 12, 1987

Last 300 Yard Total Offense: Ryan Helming vs. Illinois State, 332 yards, Oct. 10, 1998

Received for 100 Yards: Mike Furrey vs. Cal Poly, 162 yards, Oct. 17, 1998

Received for 150 Yards: Mike Furrey vs. Cal Poly, 162 yards, Oct. 17, 1998

Received for 200 Yards: Dedric Ward vs. William & Mary, 245 yards, Dec. 7, 1996

Scored 2 TDs Rushing: Adam Bengé vs. Youngstown State, 4 TDs, Nov. 7, 1998

Scored 3 TDs Rushing: Adam Bengé vs. Youngstown State, 4 TDs, Nov. 7, 1998

Scored 4 TDs Rushing: Adam Bengé vs. Youngstown State, 4 TDs, Nov. 7, 1998

Scored 2 TDs Receiving: Mike Furrey vs. Winona State, 2 TDs, Nov. 21, 1998

Scored 3 TDs Receiving: Dedric Ward vs. Indiana State, 3 TDs, Nov. 9, 1996

Scored 4 TDs Receiving: Dedric Ward vs. Western Illinois, 4 TDs, Sept. 29, 1995

Kicked 3 Field Goals: Matt Waller vs. William & Mary, 3 FGs, Dec. 7, 1996

Kicked 4 Field Goals: Matt Waller vs. Southwest Missouri State, 4 FGs, Sept. 17, 1994

Kicked 5 Field Goals: Brian Mitchell vs. Idaho, 5 FGs, Sept. 28, 1991

50-Plus Field Goal: Matt Waller vs. Southern Illinois, 51 yard FG, Oct. 26, 1996

Kickoff Return for a TD: Tyree Talton vs. Eastern Illinois, 97-yard TD, Nov. 30, 1996

Punt Return for a TD: Dedric Ward vs. St. Cloud State, 46 yards and 42 yards, Sept. 7, 1996

2 Punt Returns for a TD: Dedric Ward vs. St. Cloud State, 46 yards and 42 yards, Sept. 7, 1996

Interception Return for a TD: Terrance Malone vs. Illinois State, 35 yards, Oct. 4, 1997

Fumble Recovery for a TD: Alonzo Clayton vs. Winona State, Nov. 18, 1996

Safety: Panther Team Safety vs. McNeese State, Sept. 20, 1997

Intercepted 2 Passes: Terrance Malone vs. Illinois State, 2, Oct. 4, 1997

Intercepted 3 Passes: Tyree Talton vs. Iowa, 3, Sept. 9, 1995

Team Rushed for 200 Yards: Nov. 21, 1998, vs. Winona State, 310 yards

Team Rushed for 300 Yards: Nov. 21, 1998, vs. Winona State, 310 yards

Team Passed for 200 Yards: Nov. 21, 1998, vs. Winona State, 261 yards

Team Passed for 300 Yards: Oct. 31, 1998, vs. Indiana State, 304 yards

Team Passed for 400 Yards: Nov. 9, 1991, vs. Indiana State, 432 yards

Had 400 Yards Total Offense: Nov. 21, 1998, vs. Winona State, 571 yards

Had 500 Yards Total Offense: Nov. 21, 1998, vs. Winona State, 571 yards

Had 600 Yards Total Offense: Nov. 9, 1991, vs. Indiana State, 650 yards

Scored 30 Points: Nov. 21, 1998, vs. Winona State, 66 points

Scored 40 Points: Nov. 21, 1998, vs. Winona State, 66 points

Scored 50 Points: Nov. 21, 1998, vs. Winona State, 66 points

Scored 60 Points: Nov. 21, 1998, vs. Winona State, 66 points

Had 3 TDs Rushing: Nov. 21, 1998, vs. Winona State, 3 TDs

Had 4 TDs Rushing: Nov. 7, 1998, at Youngstown State, 4 TDs

Had 5 TDs Rushing: Oct. 29, 1994, vs. Western Illinois, 5 TDs

Had 6 TDs Rushing: Sept. 17, 1988, vs. Morgan State, 7 TDs Rushing

Had 2 TDs Passing: Nov. 21, 1998, vs. Winona State, 6 TDs

Had 3 TDs Passing: Nov. 21, 1998, vs. Winona State, 6 TDs

Had 4 TDs Passing: Nov. 21, 1998, vs. Winona State, 6 TDs

Had 5 TDs Passing: Nov. 21, 1998, vs. Winona State, 6 TDs

Had 6 TDs Passing: Had 20 First Downs: Nov. 21, 1998, vs. Winona State, 31

Had 25 First Downs: Nov. 21, 1998, vs. Winona State, 31

Had 30 First Downs: Nov. 21, 1998, vs. Winona State, 31

1998 STATISTICS



GAME-BY-GAME TEAM STATISTICS

Game	Score	First Downs	Rushes/Yds	Passes/Yds	Total Off.	Punts/Avg	Fum-Lost	Penalties
UNI	13	19	42/135	35-22/168	77/303	10/39.7	2-0	4-31
EMU	10	19	23/43	56-30/296	79/339	10/42.8	4-2	2-28
MSU	20	16	36/99	30-13/222	66/321	12/43.2	0-0	5-44
UNI	17	22	41/160	42-20/245	83/405	7/36.3	1-1	7-92
UNI	20	25	34/119	49-28/390	83/509	4/44.8	2-2	6-40
SIU	27	17	40/131	28-16/256	68/387	7/38.4	2-1	4-40
UNI	14	19	43/145	27-15/145	70/290	8/42.1	1-0	3-15
SFA	10	12	44/274	9-1/14	53/288	6/51.2	0-0	4-29
SMS	24	24	43/160	47-27/296	90/456	9/36.2	3-1	16-130
UNI	21	16	31/96	33-17/304	64/400	9/39.1	0-0	8-76
ILSU	38	34	39/175	62-35/457	101/632	5/43.6	4-0	9-82
UNI	23	26	28/130	45-24/382	73/512	6/37.3	0-0	4-29
CPU	7	13	37/132	17-8/76	54/208	7/39.4	1-0	4-16
UNI	31	23	51/171	22-14/274	73/445	3/32.0	1-1	2-10
UNI	31	27	39/205	42-33/304	81/509	5/34.2	6-3	5-63
INSU	28	11	45/202	12-6/130	57/332	7/42.6	2-1	4-52
UNI	42	25	55/184	31-19/274	86/458	6/28.7	3-1	4-47
YSU	14	18	36/91	26-14/201	62/292	5/35.8	2-1	1-10
WIU	6	11	31/55	24-12/147	55/202	4/56.0	2-1	5-48
UNI	10	18	34/49	41-25/234	75/283	6/33.0	2-1	6-47
WSU	7	11	37/87	21-6/95	58/182	9/36.2	2-2	1-9
UNI	66	31	57/310	26-19/261	83/571	1/59.0	1-1	8-70

GAME-BY-GAME RUSHING

(A-YDS)	EMU	MSU	SIU	SFA	SMS	ILSU	CAL	INSU	YSU	WIU	WSU
Adam Bengt	DNP	DNP	DNP	21-101	14-70	5-8	12-33	13-75	43-140	DNP	DNP
Carl Biddings	DNP	DNP	DNP	DNP	DNP	DNP	1-4	DNP	DNP	DNP	DNP
Mike Furrey	0-0	0-0	1-12	1-13	0-0	1-12	1-5	0-0	0-0	0-0	2-20
Todd Goebbel	9-19	4-10	DNP	DNP	DNP	DNP	DNP	DNP	DNP	DNP	DNP
Ryan Helming	0-0	3-5	7-1	11-12	8-12	9-1	4-8	4-13	0-0	11-6	1-2
Steve Jenkins	23-114	25-136	13-62	9-19	3-4	13-109	20-60	22-143	6-22	19-27	21-133
Levi Lyle	DNP	DNP	DNP	DNP	DNP	DNP	DNP	DNP	DNP	DNP	8-38
Haddley Mussothe	DNP	DNP	DNP	DNP	DNP	DNP	3-18	DNP	DNP	DNP	DNP
Walter Randall	0-0	9-19	13-46	DNP	DNP	DNP	1-6	DNP	6-22	DNP	18-85
Justin Roberson	10-40	DNP	DNP	DNP	6-10	0-0	9-47	DNP	DNP	DNP	DNP
Tyree Talton	0-0	0-0	0-0	0-0	0-0	0-0	0-0	0-0	0-0	4-28	4-39
Luke Wilson	0-0	0-0	0-0	1-0	0-0	0-0	0-0	0-0	0-0	0-0	0-0
UNI	42-135	41-160	34-119	43-145	31-96	28-130	51-171	39-205	55-184	34-49	57-310
OPP	23-43	36-99	40-131	44-274	43-160	39-175	37-132	45-202	36-91	31-55	37-87

GAME-BY-GAME PASSING

	EMU	MSU	SIU	SFA	SMS	ILSU	CAL	INSU	YSU	WIU	WSU
Brian Andersen	DNP	DNP	DNP	DNP	DNP	DNP	1-0-0	DNP	DNP	DNP	10-7-80
Mike Furrey	0-0-0	0-0-0	0-0-0	0-0-0	0-0-0	1-1-51	0-0-0	0-0-0	0-0-0	0-0-0	0-0-0
Todd Goebbel	35-22-168	36-16-207	DNP	DNP	DNP	DNP	DNP	DNP	DNP	DNP	DNP
Ryan Helming	0-0-0	6-4-38	49-28-390	27-15-145	33-17-304	44-23-331	21-14-274	42-33-304	31-19-274	41-25-234	16-12-181
UNI	35-22-168	42-20-245	49-28-390	27-15-145	33-17-304	45-24-382	22-14-274	42-33-304	31-19-274	41-25-234	26-19-261
OPP	56-30-296	30-13-222	28-16-256	9-1-14	47-27-296	62-35-457	17-8-76	12-6-130	26-14-201	24-12-147	21-6-95



GAME-BY-GAME RECEIVING

	EMU	MSU	SIU	SFA	SMS	ILSU	CAL	INSU	YSU	WIU	WSU
Adam Bengt	DNP	DNP	DNP	1-8	2-15	0-0	1-9	8-89	0-0	DNP	DNP
Aaron Bennett	0-0	0-0	0-0	0-0	0-0	0-0	0-0	0-0	0-0	0-0	0-0
Eddie Berlin	5-50	5-66	12-187	3-15	4-129	9-145	3-61	6-60	5-90	7-72	6-87
Cody DeHaan	0-0	0-0	0-0	0-0	1-15	0-0	0-0	DNP	DNP	0-0	0-0
Mike Furrey	8-56	9-128	9-123	8-90	6-91	10-136	8-162	10-74	7-77	8-61	3-76
Ryan Hannam	0-0	0-0	DNP	0-0	0-0	0-0	0-0	0-0	0-0	0-0	2-39
Steve Jenkins	0-0	1-3	0-0	0-0	0-0	0-0	1-26	0-0	0-0	1-3	0-0
Nate Ludwig	0-0	0-0	0-0	0-0	0-0	0-0	0-0	0-0	0-0	0-0	1-6
Justin Nofal	0-0	0-0	0-0	0-0	1-27	1-23	0-0	2-11	2-27	0-0	0-0
Mike Poppen	3-24	0-0	0-0	0-0	0-0	0-0	0-0	0-0	0-0	0-0	2-15
Dorrick Roy	4-22	1-17	4-59	2-26	0-0	2-34	0-0	0-0	4-52	4-45	4-23
Zack Smith	0-0	0-0	0-0	0-0	0-0	0-0	0-0	0-0	0-0	0-0	0-0
Jake Soliday	0-0	3-27	1-12	0-0	1-11	0-0	1-16	7-70	1-28	5-53	1-15
Tramon Thomas	2-16	1-4	1-9	1-6	2-16	2-44	0-0	DNP	DNP	DNP	DNP
Luke Wilson	0-0	0-0	1-0	0-0	0-0	0-0	0-0	0-0	0-0	0-0	0-0
UNI	22-168	20-245	28-390	15-145	17-304	24-382	14-274	33-304	19-274	25-234	19-261
OPP	30-296	13-333	16-256	1-14	27-296	35-457	8-76	6-130	14-201	12-147	6-95

GAME-BY-GAME TACKLES

(UT-AT)	EMU	MSU	SIU	SFA	SMS	ILSU	CAL	INSU	YSU	WIU	WSU
Daniel Banks	0-0	0-0	0-0	0-0	1-0	0-0	1-1	1-0	1-0	0-0	0-1
Eddie Berlin	0-0	1-0	0-0	0-0	0-0	0-0	0-0	0-0	0-0	0-0	0-0
Brent Browner	5-1	1-1	2-2	0-0	3-1	6-2	0-1	0-2	0-0	4-2	3-0
Justin Cox	DNP	DNP	DNP	DNP	DNP	DNP	DNP	DNP	DNP	DNP	1-1
Cody DeHaan	0-0	0-0	0-0	0-0	0-0	0-0	0-0	0-0	0-0	1-0	1-0
Ryan Doak	2-7	2-7	5-9	9-3	5-6	6-7	3-7	3-4	2-6	6-8	2-1
Drew Elmer	6-1	0-3	3-3	2-4	7-4	4-3	3-2	2-5	4-9	6-6	2-2
Michael Gerrell	0-1	0-1	2-0	1-1	1-0	1-5	1-3	4-3	4-0	1-0	2-2
Julio Guzman	0-0	0-0	0-0	0-0	0-1	0-0	0-0	2-0	0-0	0-0	0-0
Juron Junior	0-0	0-0	0-0	0-0	4-0	1-0	2-0	0-0	0-0	0-0	0-0
Quincy LaGrant	5-2	5-2	0-0	2-5	3-1	2-0	0-0	0-0	0-0	0-0	1-0
Nate Ludwig	0-0	0-0	0-0	0-0	0-0	0-0	0-1	0-0	0-0	0-0	0-0
Terrance Malone	3-7	3-5	3-2	4-0	6-4	3-2	0-2	DNP	3-1	0-4	5-1
Greg McKinstry	0-0	0-0	0-0	0-1	0-1	0-0	1-0	0-0	2-0	0-0	1-0
Scott Meredith	2-3	3-3	2-2	4-4	4-2	2-2	9-1	5-4	2-2	2-1	0-2
Dempsey Miller	2-0	0-1	1-0	0-3	1-0	0-0	3-1	1-0	0-0	0-0	5-2
Jack Mitchell	1-1	1-2	1-3	2-1	3-4	1-1	0-0	4-2	3-5	3-2	3-2
Andy Morris	2-0	0-0	0-0	2-0	0-0	0-0	1-1	0-0	0-0	0-0	0-1
Erik Nelson	2-4	6-3	3-2	1-3	7-1	6-4	2-7	5-3	3-3	5-2	5-3
Tim O'Neill	2-2	4-2	0-2	2-1	3-2	2-2	1-3	6-3	3-4	5-3	DNP
Matt Pedersen	6-1	4-5	5-6	6-5	8-5	13-2	6-9	8-3	11-8	6-7	6-3
Matt Peterson	0-0	0-0	0-0	0-0	0-0	0-0	3-0	0-0	0-0	0-0	2-0
Tyler Powell	0-0	0-0	0-0	0-0	1-1	2-0	3-2	0-1	1-0	0-3	0-0
Marcus Reeves	DNP	DNP	DNP	DNP	DNP	DNP	DNP	DNP	0-0	1-0	0-0
Brandon Rutledge	0-2	5-2	3-1	3-1	0-0	0-2	1-4	1-5	2-4	1-2	4-2
Zachary Smith	0-0	1-0	0-0	0-0	0-0	0-0	0-1	0-0	DNP	0-0	0-0
Jake Soliday	0-0	2-1	0-0	0-0	0-0	0-0	0-0	0-0	0-0	0-0	0-0
Chris Stimmel	DNP	DNP	DNP	DNP	DNP	DNP	DNP	1-0	1-1	0-2	DNP
Tyree Talton	7-2	2-1	1-0	4-2	3-0	4-3	3-1	2-1	2-5	1-3	1-0
Londo Thompson	0-0	0-0	0-0	0-0	0-0	0-0	0-0	0-0	0-0	0-0	0-2
Regi Vettraino	0-0	0-0	1-0	0-1	1-0	1-0	0-1	DNP	0-0	0-0	1-0
Adam Vogt	2-0	0-0	0-0	0-1	0-0	0-0	1-2	DNP	0-0	0-0	10-0
Luke Wilson	1-0	1-0	6-0	0-2	0-0	0-0	1-1	4-3	1-1	0-0	0-1

Returning Players in Bold

THE HISTORY





UNI IN THE NATIONAL POLLS

1984 (NCAA)

1. Alcorn State
2. Montana State
Rhode Island
4. Boston University
5. Indiana State
6. Mississippi Valley State
Middle Tennessee State
8. Eastern Kentucky
9. Louisiana Tech
10. Arkansas State
11. New Hampshire
12. Richmond
13. Murray State
14. Western Carolina
15. Holy Cross
16. Furman
17. Tennessee-Chattanooga
18. **Northern Iowa**
19. Delaware
20. McNeese State

1985 (NCAA)

1. Middle Tennessee State
2. Furman
Nevada-Reno
4. **Northern Iowa**
5. Idaho
6. Arkansas State
7. Rhode Island
8. Grambling
9. Georgia Southern
10. Akron
11. Eastern Washington
12. Appalachian State
Delaware State
14. Louisiana Tech
15. Jackson State
16. William & Mary
17. Murray State
18. Richmond
19. Eastern Kentucky

UNI IN THE 1-AA TOP 10

1985	4th
1987	4th
1991	4th
1992	3rd
1996	3rd

The 1992 Panther football team was ranked no. 1 in the nation for five consecutive weeks, from Oct. 5 through Nov. 2. It finished the year ranked no. 3.

20. Alcorn State
(Highest Ranking: No. 4 two consecutive weeks in NCAA Poll)

1986 (NCAA)

Not Ranked in NCAA Poll
(Highest Ranking: No. 8 NCAA Poll Oct. 6)

1987 (NCAA)

1. Holy Cross
2. Appalachian State
3. Northeast Louisiana
4. **Northern Iowa**
5. Idaho
6. Georgia Southern
7. Eastern Kentucky
8. James Madison
9. Jackson State
10. Weber State
11. Western Kentucky
12. Arkansas State
13. Maine
14. Marshall
15. Youngstown State
16. North Texas State
17. Richmond
18. Howard
19. Sam Houston State
20. Delaware State

(Highest Ranking: No. 4 NCAA Poll Sept. 28 and two consecutive weeks at end of season)

1988 (NCAA)

Not Ranked in NCAA Poll
(Highest Ranking: No. 8 in NCAA Preseason Poll)

1989 (NCAA)

1. Georgia Southern
2. Furman
3. Stephen F. Austin
4. Holy Cross
Idaho
6. Montana
7. Appalachian State
8. Maine
9. Southwest Missouri
10. Middle Tennessee State
William & Mary
12. Eastern Kentucky
13. Grambling
14. Youngstown State
15. Eastern Illinois
16. Villanova
17. Jackson State
18. Connecticut

1990 (NCAA)

1. Middle Tennessee State
2. Youngstown State
3. Georgia Southern
4. Nevada
5. Eastern Kentucky
6. Southwest Missouri
7. William & Mary
8. Holy Cross
9. Massachusetts
10. Boise State
11. **Northern Iowa**
12. Furman
13. Idaho
14. Northeast Louisiana
15. The Citadel
16. Jackson State
17. Dartmouth
18. Central Florida
19. New Hampshire
20. North Carolina A&T

(Highest Ranking: No. 17 Oct. 30)
(Highest Ranking: No. 10 Oct. 15)

1991 (NCAA)

1. Nevada
2. Eastern Kentucky
3. Holy Cross
4. **Northern Iowa**
5. Alabama State
6. Delaware
7. Villanova
8. Marshall
9. Middle Tennessee State
10. Samford
11. New Hampshire
12. Sam Houston State
13. Youngstown State
14. Western Illinois
15. Weber State
16. James Madison
17. Appalachian State
18. Northeast Louisiana
19. McNeese State
20. The Citadel
Furman

(Highest Ranking: No. 4 six consecutive weeks)

1992 (NCAA)

1. The Citadel
Northeast Louisiana
3. **Northern Iowa**
4. Middle Tennessee State
5. Idaho
6. Marshall
7. Youngstown State
8. Delaware
9. Samford
10. Villanova
11. McNeese State
12. Eastern Kentucky
13. William & Mary
14. Eastern Washington
15. Florida A&M
16. Appalachian State
17. North Carolina A&T
18. Alcorn State
19. Liberty
20. Western Illinois

(Highest Ranking: No. 1 five consecutive weeks Oct. 5-Nov. 2)

1993 (Sports Network)

1. Troy State
2. Georgia Southern
3. Montana
4. Northeast Louisiana
5. McNeese State
6. Boston University
7. Youngstown State
8. Howard
9. Marshall
10. William & Mary
11. Idaho
12. Central Florida
13. **Northern Iowa**
14. Stephen F. Austin
15. Southern University
16. Pennsylvania
17. Eastern Kentucky
18. Delaware
19. Western Kentucky
20. Eastern Washington
21. North Carolina A&T
22. Tennessee Tech
23. Alcorn State
24. Towson State
25. Massachusetts

(Highest Ranking: No. 4 Preseason)

1994 (Sports Network)

1. Youngstown State
2. Boise State
3. Marshall
4. Montana
5. Eastern Kentucky
6. McNeese State
7. James Madison
8. Idaho
9. Appalachian State
10. Boston University
11. **Northern Iowa**
12. Troy State
13. New Hampshire
14. Pennsylvania
15. North Texas
16. Middle Tennessee
17. Grambling State
18. Alcorn State
19. William & Mary
20. Central Florida
21. Stephen F. Austin
22. Hofstra
23. South Carolina State
24. Western Illinois
25. Northern Arizona

(Highest Ranking: No. 3 Sept. 5)

1995 (Sports Network)

1. Montana
2. Marshall
3. McNeese State
4. Stephen F. Austin
5. Appalachian State
6. Delaware
7. Troy State
8. Southern University
9. Murray State
10. Hofstra
11. Georgia Southern
12. Eastern Kentucky
13. **Northern Iowa**
14. Eastern Illinois
15. James Madison
16. Jackson State
17. Florida A&M
18. Idaho
19. William & Mary
20. Richmond
21. Boise State
22. Northern Arizona
23. Connecticut
24. Indiana State
25. Middle Tennessee State

(Highest Ranking: No. 11 two consecutive weeks Oct. 23-Oct. 30)



1996 (Sports Network)

1. Marshall
 2. Montana
 3. **Northern Iowa**
 4. Troy State
 5. William & Mary
 6. Murray State
 7. East Tennessee State
 8. Northern Arizona
 9. Furman
 10. Delaware
 11. Jackson State
 12. Villanova
 13. Western Illinois
 14. Florida A&M
 15. Nicholls State
 16. Eastern Illinois
 17. New Hampshire
 18. Youngstown State
 19. Dartmouth
 20. Howard
 21. Stephen F. Austin
 22. Appalachian State
 23. Southwest Missouri
 24. Dayton
 25. James Madison
- (Highest Ranking: No. 3, 2nd time, nine consecutive weeks Sept. 30-Final)

1997 (Sports Network)

Not Ranked in Sports Network Poll
(Highest Ranking: No. 3 in Sports Network Preseason Poll)


1998 (Sports Network)

Not Ranked in Sports Network Poll
(Highest Ranking: No. 5 Preseason-Sept. 6)

UNI'S NCAA 1-AA/MISCELLANEOUS RECORDS

Most Passing Yards Per Attempt, Season (min. 250-324 att.)—10.3, Mike Smith, 1986
Most Passing Yards Per Attempt, Career (min. 500-999 att.)—9.5, Jay Johnson, 1989-92
Most Yards Gained Per Completion, Career (min. 350-999 att.)—17.8, Jay Johnson, 1989-92
Highest Average Gain Per Reception, Career (min. 125 receps.)—22.0, Dedric Ward, 1993-96 (176 for 3,876)
Most TDs Scored on Punt Returns, Career—7, Kenny Shedd, 1989-92
Most TDs Scored on Punt Returns, Season—4 (Ties), Kenny Shedd, 1992 (27 returns)
Gaining 1,000 Yards on Punt Returns and 1,000 Yards on Kickoff Returns, Career—Kenny Shedd, 1989-92 (1,081 on punts and 1,359 on kickoffs)
Most TDs Scored on Kick Returns, Career—7 (Ties), Kenny Shedd, 1989-92 (7 punts)
Most Consecutive PATs Made, Career—121, Brian Mitchell, 1987, 1989-91
Highest Percentage of PATs Made, Career (min. 120 att.)—99.2, Brian Mitchell, 1987, 1989-91 (130-131)
Most Field Goals Made, Season—26 (Ties), Brian Mitchell, 1990
Most Field Goals Made Per Game, Season—2.4 (Ties), Brian Mitchell, 1990
Highest Percentage Field Goals Made, Season (min. 20 att.)—96.3, Brian Mitchell, 1990 (26-27)
Consecutive Field Goals Made, Season—21, Brian Mitchell, 1990
Consecutive Field Goals Made, Career—26, Brian Mitchell, 1990-91
Highest Percentage of Field Goals Made, Under 40 Yards, Season (min. 15)—100.0 (Ties), Brian Mitchell, 1990 (23-23)
Most Times Kicking Two or More Field Goals in a Game, Season—10, Brian Mitchell, 1991
Most Times Kicking Three or More Field Goals in a Game, Season—7, Brian Mitchell, 1990
Most Times Kicking Three or More Field Goals in a Game, Career—11, Brian Mitchell, 1987, 1989-91
Fewest Rushes Allowed, Game—11 (Ties), by Western Illinois, 1987
Most Punt Returns, Game—12, UNI vs. Youngstown State, 1984
Highest Average Gain Per Pass Attempt (min. 250-399 atts.)—10.7, 1996 (252-2,700)
Most Field Goals Made Per Game—2.4 (Ties), 1990
All-Time Career Total Offense—Mike Smith, 32nd (8,145 yards)
Career Passing Efficiency—Jay Johnson, T4th (148.9)
Career Season Passing Efficiency—Steve Beard, 1996, T12th (169.5); Mike Smith, 1986, 16th (168.2); Chris Berg, 1995, 34th (160.5)

Career Passing Yards—Mike Smith (1984-87), 30th (8,219)
Career Season TD Receptions—Dedric Ward, 1996, T14th (14)
Career Receiving Yards—Dedric Ward (1993-96), 2nd (41)
Career Receiving Yards Per Game—Dedric Ward (1993-96), T2th (90.1)
Career TD Receptions—Dedric Ward (1993-96), 3rd (41)
Career Points Per Game—Brian Mitchell (1987, 89-91), T23rd (7.3)
Career Points—Brian Mitchell (1987, 89-91), 3rd (322)
Career Punt Return Average—Kenny Shedd (1989-92), T8th (13.7); Joe Fuller (1982-83), 12th (12.9)
Season Punt Return Average—Kenny Shedd, 1992, 18th (17.7)
Career Kickoff Return Average—Anthony Taylor (1992-95), 14th (27.4); Kenny Shedd (1989-92), 33rd (25.2)
Season Kickoff Return Average—Tyree Talton, 1996, 11th (32.0)
Career All-Purpose Yards Per Game—Carl Boyd (1983; 85-87), 21st (144.3)
Career Field Goals—Brian Mitchell (1987, 89-91), 4th (.790)
Longest Plays, Passing—99 Yards (Ties), Jay Johnson to Kenny Shedd vs. Oklahoma State, 1990
Longest Plays, Interception Returns—100 Yards (Ties), Moses Aimable vs. Western Illinois, 1985
Longest Plays, Punt Returns—93 Yards (T6th), Joe Fuller vs. Wisconsin-Whitewater, 1984
All-Division Single-Game Rushing Yards—382 (T7th), Kelly Ellis vs. Western Illinois, 10-13-79 (Ranks 1st in Division II)
All-Division Career Passing Efficiency (min. 475 comp.)—Mike Smith (1984-87), 26th (143.5)
All-Division Career Passing Efficiency (min. 325-474 comp.)—Jay Johnson (1989-92), T21st (148.9)
All-Division Career TD Receptions—Dedric Ward (1993-96), 16th (41)
All-Division Career Receiving Yards—Dedric Ward (1993-96), 13th (3,876)
All-Division Season Field Goals—Brian Mitchell, 1990, 5th (.963, also record for soccer-style kicker)
Post-Graduate Scholarship Winners—Owen Dockter, 1981
Longest Home Winning Streaks—25 (5th), 1989-92; 23 (6th), 1983-87
Toughest Schedule—10th, 1997
Winningest Active 1-AA Coaches At All Four-Year Colleges By Percentage (less than 5 years as 1-A or 1-AA head coach)—Mike Dunbar, 2nd (.82000)
1-AA Playoffs TD Passes Completed—6, Mike Smith vs. Northeast Louisiana, 1987
1-AA Playoffs Number of Punts—29, 1992 (11 vs. Eastern Washington, 10 vs. McNeese State, 8 vs. Youngstown State)



1992 NORTHERN IOWA PANTHERS



PLAYOFF/BOWL HISTORY

1996 DIVISION 1-AA FIRST ROUND

November 30, 1996, at Cedar Falls, IA

(Attend. 10,402)

Eastern Illinois	7	7	0	0	14
Northern Iowa	7	7	0	7	21

Highlights: UNI defeated 14th-seed and 16th-ranked EIU in a game typical of the series between these two teams — the outcome not decided until the final second. The Panthers scored the winning TD with 7:02 left in the game. EIU fumbled on its next two possessions, with UNI's Steve Beard intercepted in between. Then Beard fumbled and EIU got the ball back at the 3:19 mark. Eastern got down to UNI's two yard line. Quarterback Mike Simpson pitched to running back Chris Szarka, who in desperation threw an incomplete pass in the endzone to tight end Mike Mangan as time ran out.

1996 DIVISION 1-AA QUARTERFINALS

December 7, 1996, at Cedar Falls, IA

(Attend. 10,796)

William & Mary	0	0	28	7	35
Northern Iowa	17	10	8	3	38

Highlights: UNI defeated eighth-seed and seventh-ranked William & Mary, holding the Tribe to only 67 yards, including minus-27 rushing, in the first half while gaining 293 yards itself. But W&M came back to tie the score at 35 with 5:40 left in the game. Matt Waller's 32-yard field goal with 2:13 left gave UNI the win. His field goal was set up by W&M's Darren Sharper's fumble on a punt return which was recovered by the Panthers at the Tribe 30. UNI's Dedric Ward fell just short of a 1-AA playoff record with 11 catches for 245 yards and two TDs. Jeff Stovall gained 55 yards and scored twice before leaving the game in the second half with an ankle injury. Steve Beard's 360 passing yards was a career high.

1996 DIVISION 1-AA SEMIFINALS

December 14, 1996, at Huntington, WV

(Attend. 14,414)

Northern Iowa	0	0	0	14	14
Marshall	7	3	14	7	31

Highlights: UNI's playoff nemesis, first-ranked and no. 2 seed Marshall, pulled out another win to advance to the national championship game. It was the fourth time the Panthers fell one game short of making the title game. Alonzo Clayton's 58-yard punt return set a school playoff record, while Marshall tied a UNI mark with four rushing TDs. Matt Waller's 44-yard blocked field goal at the end of the first half was a heartbreaker and would have put the Panthers only a TD down at intermission.


1995 DIVISION 1-AA FIRST ROUND

November 25, 1995, at Murray, KY

(Attend. 7,633)

Northern Iowa	7	14	7	7	35
Murray State	0	14	7	13	34

Highlights: UNI advanced to the quarterfinal round after defeating fourth-ranked and fourth seed Murray State. The victory marked UNI's first road win in the 1-AA playoffs following five losses. The Panthers were one of two lower seeds to win their first-round games. UNI never trailed in the game. Alonzo Clayton tied a school playoff record with three TDs. MSU tied the game at 21-all with 9:05 left in



the third quarter, but Chris Berg's 60-yard pass to Matt Harken with nine seconds left put the Panthers back up 28-21. MSU tied the game again with 10:24 remaining and Berg's 13-yard pass to Dedric Ward gave UNI a 35-28 lead. Matt Waller's fifth extra point of the day also tied a school playoff record. With 1:26 left, MSU scored on a seven-yard run, but Clayton blocked the extra point, snapping a streak of 79 straight PATs. Ward recovered the ensuing onside kick and UNI was able to run out the clock.

1995 DIVISION 1-AA QUARTERFINALS

December 3, 1995, at Huntington, WV

(Attend. 14,472)

Northern Iowa	14	0	3	7	24
Marshall	21	0	7	13	41

Highlights: UNI, ranked 18th and seeded 16th, fell to sixth-ranked and fifth seed Marshall. The Panthers never led in the game but did tie it twice, the last at 14-all with 5:23 left in the first quarter. The closest they could get after that was 21-17 with 10:30 left in the third quarter on a 42-yard field goal by Matt Waller. The Panthers kept up in the passing game, but gained only 36 yards rushing to Marshall's 251.

1994 DIVISION 1-AA FIRST ROUND

November 28, 1994, at Missoula, MT

(Attend. 7,958)

Northern Iowa	7	6	0	7	20
Montana	7	10	0	6	23

Highlights: UNI's fifth straight playoff appearance ended for the second year in a row in a first-round loss. The Panthers had chances to tie the game or go for the win on its last series, but Jeff Stovall was stopped for a loss of three yards on the Grizzlie 16 on a third-and-one play, and Matt Waller's 36-yard field goal attempt failed with 1:34 left in the game. Sylvester Brown rushed for a game-high 147 yards on 13 carries and Dedric Ward caught two passes for 77 yards, but UNI could not contain UM's Dave Dickenson, who completed 38-of-50 passes for 436 yards and two TDs. His leading receiver was Shalon Baker with eight catches for 145 yards.

1993 DIVISION 1-AA FIRST ROUND

November 27, 1993, at Boston, MA

(Attend. 6,882)

Northern Iowa	3	9	9	0	0	0	21
Boston University	0	6	7	8	0	6	27

Highlights: UNI, ranked 13th in the final Sports Network poll, traveled to sixth-ranked and fourth-seeded Boston University for the first round. After leading 12-6 at halftime and seemingly having the game under control with a 21-6 lead with 11:07 remaining in the third quarter,

the Terriers began their comeback bid following a 48-yard fumble recovery return with 6:48 left in the third. Boston tied the game at 21-all with 3:14 left in the game. In the first overtime, UNI's Todd Harrington intercepted a BU pass on the one-yard line and Scott Obermeier's 20-yard field goal attempt hit the right upright. Obermeier missed a 32-yard attempt in the second overtime. After BU's 33-yard field goal attempt was blocked by Myron Glass, Andre Allen was flagged for a questionable facemask penalty and the Terriers got the ball back on the eight yardline. Two plays later, BU's Zack Burwell scored from four yards out to advance to the quarterfinal round. UNI gained 362 yards, 263 passing, to Boston's 346, 300 passing. Jeff Stovall rushed 35 times for 122 yards, while Kurt Warner completed 15-of-28 passes with one interception and one TD.

1992 DIVISION 1-AA FIRST ROUND

November 28, 1992, at Cedar Falls, IA

(Attend. 13,149)

Eastern Washington	0	7	0	7	14
Northern Iowa	0	17	0	0	17

Highlights: UNI, ranked third in the final NCAA poll, hosted 14th ranked Eastern Washington in the first round and advanced to the quarterfinal round with the 17-14 win. EWU's Alex Lacson missed a 49-yard field goal with four seconds left in the game to preserve UNI's win. The Panthers led 17-7 at halftime on a 41-yard field goal by Scott Obermeier, a 17-yard pass from Jay Johnson to Tim Mosley and a 19-yard pass from Johnson to Kenny Shedd. EWU scored on a one-yard run with 3:02 left in the half. It made the game close when Lavon Major returned a blocked Obermeier field goal attempt 89 yards for the score with 11:59 left in the game, but UNI's defense knuckled under, holding the Eagles to only 186 yards in total offense, including 35 rushing. UNI gained 253 yards, only 29 on the ground.

1992 DIVISION 1-AA QUARTERFINALS

December 5, 1992, at Cedar Falls, IA

(Attend. 13,375)

McNeese State	0	0	7	0	7
Northern Iowa	7	15	7	0	29

Highlights: UNI took advantage of seven McNeese State turnovers to advance to the semifinal round. UNI scored on TD passes of 31, 11 and 12 yards by Jay Johnson, including two to Tim Mosley, on a safety blocked out of the endzone by Willie Beamon and on a one-yard run by linebacker William Freney. Johnson's other TD pass was an 11-yarder to all-American Kenny Shedd, who missed the second half after running into the wall. MSU's only score of the game came on a 100-yard kickoff return which opened the second half, setting a school and 1-AA playoff record. The Cowboys' seven turnovers were more than they had given up in all of its previous three games. Freshman Kerry Joseph was intercepted four times and he had only four total heading into the game. MSU's running game, a strength all season, was limited to 62 yards, with freshman Henry Fields gaining a game-high 91 yards. Joseph completed nine-of-24 passes for 102 yards. UNI gained 96 yards rushing and Johnson completed 19-of-39 passes with one interception for 222 yards.



1992 1-AA SEMIFINALS

December 12, 1992, at Cedar Falls, IA
(Attend. 14,682)

Youngstown State	7	6	0	6	19
Northern Iowa	0	0	7	0	7

Highlights: UNI hosted seventh-ranked and defending national champion Youngstown State. Despite holding YSU to 253 yards, over 100 yards below its average, and containing rushing threat Tamron Smith to 98 yards, the Panthers couldn't overcome three lost fumbles, an interception, the fact that all-American Kenny Shedd played only in the first half with a hip pointer, and a 71-yard punt return for a TD on YSU's first possession to put the Penguins up 7-0. The loss broke UNI's 25-game home winning streak. UNI's only score was a one-yard run by Jay Johnson with eight seconds left in the third quarter. YSU scored on the punt return and four field goals, the longest being 54 yards. UNI compiled 319 yards.

1991 DIVISION 1-AA FIRST ROUND

November 30, 1991, at Cedar Falls, IA
(Attend. 8,723)

Weber State	0	7	14	0	21
Northern Iowa	14	10	7	7	38

Highlights: UNI advanced to the quarterfinal game with its win over 13th-ranked Weber State in the UNI-Dome. UNI held the potent Wildcat offense to 383 yards in total offense, including only 71 rushing yards. The Panthers gained a season-high 486 yards, including 266 on the ground, half of that coming from Tank Corner who carried the ball 26 times for 137 yards. UNI quarterback Jay Johnson completed 14-25 passes for 220 yards and three TDs.

1991 DIVISION 1-AA QUARTERFINALS

December 7, 1991, at Huntington, WV
(Attend. 16,889)

Northern Iowa	10	3	0	0	13
Marshall	21	14	3	3	41

Highlights: The fourth-ranked Panthers couldn't contain the nation's no. 1 passer and his contingent at Marshall University. UNI was held to 295 yards in total offense, including only 66 on the ground, while the Thundering Herd compiled 509 yards, including 344 through the air. The Panthers trailed 35-13 at the half and failed to score in the last two quarters, but did pick up the defense and held Marshall to only six points in the second half.

1990 DIVISION 1-AA FIRST ROUND

November 24, 1990, at Boise, ID
(Attend. 11,691)

Northern Iowa	0	3	0	0	3
Boise State	6	0	7	7	20

Highlights: UNI, ranked 11th in the nation, lost to 10th-ranked Boise State. The Panthers obviously struggled offensively, compiling only 156 yards in total offense to the Broncos' 260 yards. UNI could manage only a minus-five yards rushing. Sophomore quarterback Jay Johnson, who led the Gateway Conference in passing efficiency, completed only 13 of 45 passes for 161 yards and had six interceptions, only one less than he had thrown during the entire regular season. UNI's only scoring came on a 29-yard field goal by all-American Brian Mitchell.

1987 DIVISION 1-AA SEMIFINALS

December 12, 1987, at Monroe, LA
(Attend. 14,443)

Northern Iowa	0	14	7	20	0	41
Northeast Louisiana	7	28	0	6	3	44

Highlights: UNI played without the services of Kodak All-American running back Carl Boyd, who broke his leg the week before against Arkansas State. The Panthers, ranked fourth, trailed 35-14 at the half but they came back to score seven unanswered points in the third period. In the fourth, they scored 20 more and tied the game with seven seconds left in regulation on a five-yard pass from Mike Smith to Sherrod Howard. The two-point conversion pass to Woody Wright sent the game into overtime. UNI's Errol Peebles fumbled on NLU's three in the first overtime possession. NLU's Teddy Garcia missed a 41 yard field goal on the Indians' first play, but he connected on his next 41 yard attempt to give NLU the lead. UNI's Danny Helmer missed a 38 yard field goal to give NLU the victory. Wright, replacing the injured Boyd in his first start, rushed for 112 yards on 20 carries. Smith's six TD passes set a playoff record.

1987 DIVISION 1-AA QUARTERFINALS

December 5, 1987, at Cedar Falls, IA
(Attend. 6,100)

Arkansas State	7	7	14	0	28
Northern Iowa	6	15	7	21	49

Highlights: The Panthers defeated 12th ranked and 1986's national runner-up to advance to the semifinals. The Panthers took advantage of three Arkansas State fumbles in the fourth quarter to stretch the margin. UNI compiled 530 yards to ASU's 363. Kodak All-American Carl Boyd rushed for 124 yards before breaking his leg late in the game, while Wes Anderson caught five passes for 121 yards.

1987 DIVISION 1-AA FIRST ROUND

November 28, 1987, at Cedar Falls, IA
(Attend. 3,887)

Youngstown State	7	7	7	7	28
Northern Iowa	7	10	14	0	31

Highlights: UNI foiled a Youngstown State attempt at a comeback, intercepting a Penguin pass and holding YSU on two consecutive fourth down conversions in the fourth quarter. YSU scored its last TD with only 8:51 left in the game, necessitating the Panthers' heroics to preserve the win. Even with the interception and fourth down saves, UNI's Carl Boyd fumbled the ball at Youngstown's 20 with just over a minute to play. The Penguins drove to UNI's 23, but missed a 40 yard field goal with seconds left. Boyd rushed for 126 yards on 23 carries.

1985 DIVISION 1-AA SEMIFINALS

December 14, 1985, at Cedar Falls, IA
(Attend. 12,300)

Georgia Southern	14	3	7	16	40
Northern Iowa	14	6	3	10	33

Highlights: Georgia Southern brought its "Hambone" offense to the UNI-Dome. The Eagles scored their last TD with only 34 seconds left in the game after UNI had tied the contest at the 2:44 mark. The game see-sawed back

and forth until it came down to which team had last possession, or at least enough time to make a score possible. The game was tied four times.

1985 DIVISION 1-AA QUARTERFINALS

December 7, 1985, at Cedar Falls, IA
(Attend. 6,220)

Eastern Washington	0	0	7	7	14
Northern Iowa	10	7	0	0	17

Highlights: UNI took a 10-0 first quarter lead on a 32 yard field goal by Kevin Mote and a 73 yard pass from Mike Smith to Brian Baker, who later broke his hand. The Panthers had a 17-0 halftime advantage but didn't score again, while EWU pulled to within 10 points in the third period and scored its last TD with 12:47 left in the game on an 84 yard punt return. The Eagles got as far as their own 44 with time running out on the clock, but the quarterback was sacked for a loss of four on a fourth down play. Errol Peebles rushed for 129 yards on 26 carries, his fifth 100-plus game of the year.

1975 DIVISION II PLAYOFFS

(First Round)

November 29, 1975, at Cedar Falls, IA
(Attend. 2,500)

Western Kentucky	0	7	7	0	14
Northern Iowa	6	0	0	6	12

Highlights: In what has since been dubbed the "Mud Bowl," UNI struggled with Western Kentucky in heavy rain, 42-degree temperatures and a 16 mph wind in the last game to be played in O.R. Latham Stadium. The Panthers closed to within two points when they rallied with 12:25 left in the game. The last TD was set up when Jim Fransen put WKU in a hole by booting a 64 yard punt to its one yard line. UNI had two chances to cash in in the final period but two errant field goals by Fransen buried the Panthers' chances deep into the muddy field. Fransen missed from 38 and 27 yards.

1964 PECAN BOWL

December 12, 1964, at Abilene, TX

State College of Iowa	7	6	6	0	19
Lamar Tech	3	0	7	7	17

Highlights: In the first NCAA-sanctioned Pecan Bowl, UNI scored an impressive victory over Lamar Tech behind a sensational performance by two-time All-American fullback Randy Schultz. Schultz ran for 160 yards on 38 carries and scored two TDs. He was named outstanding back of the game and teammate Loren Buser received the outstanding lineman award.

1960 MINERAL WATER BOWL

November 26, 1960, at Excelsior Springs, MO

Highlights: Iowa State Teachers College ran into a bulldozer from Hillsdale College (MI) which won the contest 17-6. The Panthers never really got going after finishing the season with a fine 9-0 record and winning the North Central Conference title.



UNI PLAYOFF RECORDS

INDIVIDUAL

Rushing

Game: 160, Randy Schultz (Pecan Bowl), 1964
Longest Run: 68, Sylvester Brown (vs. Montana), 1994

Passing

Attempted: 62, Mike Smith (vs. Northeast Louisiana), 1987
Completed: 37, Mike Smith (vs. Northeast Louisiana), 1987
Intercepted: 6, Jay Johnson (vs. Boise State), 1990
Yardage: 418, Mike Smith (vs. Northeast Louisiana), 1987
TDs: 6, Mike Smith (vs. Northeast Louisiana), 1987
Longest Completion: 78, Mike Smith (vs. Arkansas State), 1987
Longest Scoring: 78, Mike Smith (vs. Arkansas State), 1987

Receiving

Caught: 12, Wes Anderson (vs. Northeast Louisiana), 1987
Longest: 78, Wes Anderson (vs. Arkansas State), 1987
Longest TD: 78, Wes Anderson (vs. Arkansas State), 1987
Most Yardage: 143, Scott Francke (vs. Georgia Southern), 1985
TD Catches: 3, Sherrod Howard (vs. Northeast Louisiana), 1987; Alonzo Clayton (vs. Murray State), 1995

Scoring

TDs: 3, Sherrod Howard (vs. Northeast Louisiana), 1987; Mike Schulte (vs. Weber State), 1991; Alonzo Clayton (vs. Murray State), 1995
PAT Attempts: 5, Danny Helmer (vs. Arkansas State), 1987; Brian Mitchell (vs. Weber State), 1991; Matt Waller (vs. Murray State), 1995
PATs Made: 5, Danny Helmer (vs. Arkansas State), 1987; Brian Mitchell (vs. Weber State), 1991; Matt Waller (vs. Murray State), 1995

Total Offense

Yards: 410, Mike Smith (vs. Northeast Louisiana), 1987

Miscellaneous

Longest KO Return: 97, Tyree Talton (vs. Eastern Illinois), 1996
Longest Punt Return: 58, Alonzo Clayton (vs. Marshall), 1996
Passes Intercepted: 2, Bruce Montgomery (Pecan Bowl), 1964; Todd Harrington (vs. Boston University), 1993
Longest Interception Return: 39, Bruce Montgomery (Pecan Bowl), 1964

TEAM

Rushing

No.: 71 (Pecan Bowl), 1964
Yards: 266 (vs. Weber State), 1991

Passing

Attempts: 62 (vs. Northeast Louisiana), 1987
Completions: 37 (vs. Northeast Louisiana), 1987
Interceptions: 6 (vs. Boise State), 1990
Yards: 418 (vs. Northeast Louisiana), 1987
TDs: 6 (vs. Northeast Louisiana), 1987

Total Offense

Plays: 107 (vs. Northeast Louisiana), 1987
Yards: 552 (vs. Georgia Southern), 1985

Defensive Records

Rushing by an Opponent

Plays: 60 (Eastern Illinois), 1996
Yards: 415 (Georgia Southern), 1985
TDs: 4 (Georgia Southern), 1985; (Marshall), 1996
Longest TD: 70 (Georgia Southern), 1985

Passing by an Opponent

Attempts: 51 (Montana), 1994; (Murray State), 1995
Completions: 38 (Montana), 1994
Interceptions: 4 (McNeese State), 1992
Yards: 436 (Montana), 1994
TDs: 5 (William & Mary), 1996
Longest TD: 80 (Pecan Bowl), 1964

Total Offense

Plays: 91 (Murray State), 1995
Yards: 590 (Murray State), 1995

Rushing — Least Against UNI

Plays: 23 (Eastern Washington), 1985
Yards: 18 (Montana), 1994

Passing — Least Against UNI

Attempts: 6 (Georgia Southern), 1985
Completions: 2 (Georgia Southern), 1985
Interceptions: 0 (Several)
TDs: 0 (Several)

Total Offense — Least Against UNI

Plays: 50 (Pecan Bowl), 1964
Yards: 164 (Western Kentucky), 1975

Scoring

Most Points: 44 (Northeast Louisiana), 1987
Least Points: 7 (McNeese State), 1992

TOP 1-AA PLAYOFF APPEARANCES

1.	Eastern Kentucky	17
2.	Jackson State	12
3.	Idaho	11
4.	Delaware	10
6.	Northern Iowa Montana	9

TOP DIVISION 1-AA ALL-TIME TEAMS BY VICTORIES

Includes records as a senior college only, minimum of 20 seasons of competition. Bowl and playoff games are included.

Team	Wins
Yale	791
Princeton	735
Harvard	724
Pennsylvania	724
Fordham	686
Dartmouth	622
Lafayette	584
Cornell	574
Delaware	552
Lehigh	543
Holy Cross	53
Dayton	519
Bucknell	510
Brown	507
Northern Iowa	505
Colgate	505
Butler	495
Drake	482
Villanova	476
Florida A&M	464
Furman	464
William & Mary	463
Massachusetts	459
Middle Tennessee	458
Southern University	458
Eastern Kentucky	457
Tennessee State	447
Hampton	439
Tennessee-Chattanooga	438
Western Kentucky	434
Northwestern State	431
New Hampshire	430
Appalachian State	429
Virginia Military	427
Georgetown	424
Howard	423
Maine	418
Southwest Texas State	415

1-AA RANKINGS



NCAA 1-AA STATISTICAL RANKINGS

(Complete since 1990)

Team	R	P	TO	SC	RD	PD	TD	SCDef	NP	PRet	KORet	TOMar
1998	63rd	15th	18th	50th	35th	46th	42nd	T16th	46th	46th	10th	T85th
1997	58th	15th	22nd	T31st	102nd	95th	104th	107st	86th	26th	40th	T88th
1996	52nd	17th	13th	11th	78th	31st	67th	17th	41st	17th	3rd	2nd
1995	73rd	15th	30th	40th	28th	12th	T16th	13th	32nd	108th	9th	T50th
1994	81st	34th	58th	68th	34th	23rd	25th	19th	49th	71st	19th	T66th
1993	80th	15th	27th	T23rd	71st	6th	10th	25th	19th	8th	3rd	T87th
1992	66th	32nd	49th	14th	15th	41st	9th	6th	20th	2nd	28th	T25th
1991	37th	33rd	30th	10th	8th	11th	4th	8th	16th	17th	8th	T10th
1990	69th	12th	29th	17th	14th	25th	36th	T18th	11th	4th	2nd	T6th

Individual	R	P	TO	Rec/G	RecYds/G	Int	P	PRet	KORet	FG	SC	APRun
1998	-	Helming-18th	Helming-27th	Furrey-5th	Furrey-18th	-	Hall-50th	Furrey-31st	Talton-11th	-	-	-
1997	-	Fortney-44th	Fortney-16th	Berlin-T24th	Berlin-26th	-	-	-	Talton-17th	Guzman-T38th	-	Furrey-20th
1996	Stovall-27th	Beard-2nd	Beard-14th	Furrey-T3rd	Furrey-4th	-	-	-	Talton-2nd	Waller-T10th	Ward-T13th	Ward-45th
				-	Ward-5th	Talton-T7th	Dalton-T23rd	-	Talton-2nd	Waller-23rd	Stovall-T33rd	-
						Clayton-T30th	-	-	-	Waller-T34th	Ward-T31st	Ward-43rd
1995	-	Berg-4th	Berg-35th	Ward-45th	Ward-1st	Talton-T13th	Urbanek-34th	-	Taylor-15th	Waller-T34th	Ward-T31st	Ward-43rd
						Easter-T28th	-	-	-	-	-	-
1994	-	-	O'Donnell-41st	Ward-T29th	Ward-18th	-	Elsbernd-24th	-	-	Waller-2nd	Waller-T45th	-
1993	Stovall-35th	Warner-9th	Warner-24th	-	Mosley-25th	-	-	-	-	Obermeier-T28th	Stovall-T9th	-
1992	Corner-50th	Johnson-10th	Johnson-33rd	-	Shedd-16th	-	Mosley-5th	Shedd-3rd	Shedd-21st	Obermeier-2nd	Obermeier-14th	Shedd-T24th
										Shedd-9th	-	-
1991	-	Johnson-7th	Johnson-34th	-	-	-	Mosley-18th	Shedd-18th	-	Mitchell-1st	Mitchell-6th	-
1990	-	Johnson-2nd	Johnson-13th	-	-	Beamon-T7th	Rush-26th	Shedd-2nd	Shedd-7th	Mitchell-1st	Mitchell-3rd	Shedd-12th


Key-

R-Rushing, P-Passing, TO-Total Offense, SC-Scoring Offense, RD-Rushing Defense, PD-Pass Efficiency Defense, TD-Total Defense, SCDef-Scoring Defense, NP-Net Punting, PRet-Punt Returns, KORet-Kickoff Returns, TOMar-Turnover Margin, Rec/G-Receptions Per Game, RecYds/G-Receiving Yards Per Game, Int-Interceptions, P-Punting, FG-Field Goals, APRun-All-Purpose Running, (-)None Ranked in Top 50

GATEWAY TEAMS' WON-LOST RECORDS IN NCAA TOURNAMENT PLAY

Team (Yrs. Played)	Yrs.	W-L	Pct.
Eastern Illinois ('82, '83, '86, '89, '95)	5	5-3	.375
Illinois State ('98)	1	0-1	.000
Indiana State ('83, '84)	2	1-2	.333
Northern Iowa ('85, '87, '90, '91, '92, '93, '94, '95, '96)	9	9-9	.500
Southern Illinois ('83)	1	3-0	1.000
Southwest Missouri State ('89, '90)	2	1-2	.333
Western Illinois ('88, '91, '96, '97, '98)	5	3-5	.375
Youngstown State ('87, '89, '90, '91, '92, '93, '94, '97)	8	20-4	.833

(Includes playoff records for league schools prior to GFC formation in 1985.)



Mike Furrey ranked fifth in receptions per game, 18th in receiving yards per game and 31st in punt returns in 1-AA in 1998.



ALL-AMERICAS

FIRST TEAM SELECTIONS

1937—Paul Jones, End*
 1949—Paul DeVan, Halfback**
 1952—Lou Bohnsack, Center**
 1955—LeRoy Dunn, Tackle*
 1956—Dick Formanek, Tackle*
 1960—Jerry Morgan, Quarterback*
 George Asleson, Guard**
 1961—Wendell Williams, Guard**
 1962—Dan Boals, Fullback*
 1964—Randy Schultz, Fullback**
 1967—Ray Pedersen, Guard**
 1975—Mike Timmermans, Tackle**
 1985—Joe Fuller, Defensive Back+
 1987—Carl Boyd, Running Back+
 1990—Brian Mitchell, Placekicker**+&\$
 1991—Brian Mitchell,
 Placekicker**+&\$%
 1992—Kenny Shedd, Wide Receiver+
 Kenny Shedd, All-Purpose**&%
 William Freeney,
 Linebacker+-\$**&%
 1993—Andre Allen, Linebacker+
 1994—Andre Allen, Linebacker@**&
 1995—Dedric Ward, Flanker**@%&\$
 1996—Dedric Ward, Flanker@***%\$^

SECOND TEAM SELECTIONS

1948—Jason Loving, Tackle**
 1959—Dennis Remmert, Tackle*
 1961—Wendell Williams, Guard*
 1973—Mike Woodley, Free Safety**
 1984—Joe O'Brien, Tackle**
 1986—Carl Boyd, Running Back#
 1987—Carl Boyd, Running Back**
 Jeff Bealles, End#
 1989—David Campbell, Guard&**
 Bryce Paup, Linebacker&
 1990—Seth Bonnette, Tackle&
 Kenny Shedd, Returns**
 1991—Kenny Shedd, Return***%
 William Freeney, Linebacker%
 1992—Scott Obermeier, Placekicker**
 1993—Andre Allen, Linebacker%&!
 1994—Andre Allen, Linebacker%
 1996—Dedric Ward, Flanker&
 Tyree Talton, Cornerback&**
 1997—Mike Furrey, WR**!!&
 Erik Nelson, DL%
 Matt Pedersen, LB%
 1998—Mike Furrey, WR**
 Matt Pedersen, LB**
 Brad Meester, OC%

THIRD TEAM SELECTIONS

1946—Pudge Camarata, Halfback**
 1960—Jerry Morgan, Quarterback**
 1962—Dan Boals, Fullback**
 1975—Bill Salmon, Quarterback**
 1976—Nick Maragos, Free Safety**

1981—Ken Harvey, Split End**
 1987—Mark Hanssen, Center**
 Jeff Bealles, End**
 1988—Sherrod Howard, Tight End**
 1989—Bryce Paup, Linebacker**
 1992—Peter Burns, Linebacker%
 1993—Tim Mosley, Wide Receiver/P&
 1994—Jason McCleary, Defensive
 Back***%
 1995—Kevin Hammond, Linebacker%
 1996—Tyree Talton,
 Returner/Cornerback&
 1997—Mike Furrey, WR%
 Matt Pedersen, LB&
 1998—Brad Meester, OC**&
 Erik Nelson, DE%
 Mike Furrey, WR&

HONORABLE MENTION SELECTIONS

1939—Wendlen Burkhard, Halfback*
 Leo Kagan, Center*
 1940—Jim Podemski, Tackle*
 Hugh Roberts, Guard*
 1945—George Dutcher, Halfback*
 1946—Jason Loving, Tackle*
 1947—Paul DeVan, Halfback**
 Bob Williams, Halfback**
 1951—Lou Bohnsack, Center**
 1952—Maholon Kaylor, End**
 1954—Ralph Capitani, Quarterback**
 1956—Ron Brinkley, Fullback*
 1959—Dennis Remmert, Tackle**
 Bob Hahn, Halfback**
 1960—George Asleson, Guard*
 Warren Hansen, Halfback*
 1961—John Raffensberger, End*
 Al Sonnenberg, Tackle*
 Howie Becker, halfback*
 Dan Boals, Fullback***
 1962—Ted Minnick, Tackle*
 1963—Jim Jackson, Guard**
 Larry Thompson, Halfback*
 Phil Minnick, Guard*
 Randy Schultz, Fullback*
 1964—Phil Minnick, Guard**
 1965—Doug Kover, Center**
 1967—Bill Smith, Def. Halfback**
 1968—Tom Barbatti, Def. Guard**
 1969—John Williams, Linebacker**
 1969—Jim Rudd, Middle Guard**
 1972—Mike Woodley, Free Safety**
 1979—Owen Dockter, Tackle**
 Danny Todd, Defensive Back**
 1980—Chris Milliner, Running Back**
 1985—Mike Smith, Quarterback**
 Edward Grimes, End**
 Terry Orth, Tackle**
 Mark Farley, Linebacker**
 Moses Aimable, Defensive Back**
 Joe Fuller, Defensive Back**

1986—Brian Baker, Tight End**
 Mike Smith, Quarterback**+
 Carl Boyd, Running Back**
 Jeff Bealles, End**
 Mark Farley, Linebacker**+
 Clay Netusil, Punter**
 1987—Mike Smith, Quarterback**
 Louis Cox, Guard**
 Sherrod Howard, Tight End**
 Kevin Anderson, Cornerback**
 1988—Sherrod Howard, Tight End%
 1990—Mike Fontana, Center&
 1991—Kenny Shedd, Returns&,
 Receiver%
 1992—Kenny Shedd, Wide Receiver&
 1993—Jason McCleary,
 Defensive Back&
 1994—Dedric Ward, Flanker&%
 Matt Harken, Tight
 End&%
 D.J. Mumma, Center&%
 Matt Waller, Kicker&%
 Jason McCleary,
 Defensive Back&
 Dan Bower, Offensive
 Line%
 Brian Moretz, Nose
 Tackle%
 Myron Glass, Defensive
 Back%
 1995—Brian Moretz, Nose
 Tackle%
 1996—Tim Miller,
 Linebacker%
 Dannie Spann,
 Linebacker%
 1997—Andy Pattee, OL%
 Tyree Talton,
 DB/KR%
 1998—Mike Furrey, WR%
 Matt Pedersen,
 LB%

*Williamson Ratings

**Associated Press

+Kodak 1-AA

#Football News 1-AA

%Football Gazette

&Sports Network


\$Walter Camp

!College Football


@AFCA

^American Football Quarterly


!!ESPN/SportsTicker




Dedric Ward




Andre Allen



Kenny Shedd



Joe Fuller




Brian Mitchell




Carl Boyd


PANTHERS IN THE PROS




Ty Talton



Bryce Paup



Dedric Ward



Kenny Shedd

Drafted in 1991, **James Jones** was selected by the Cleveland Browns in the third round. He moved over to the Denver Broncos in 1995 and began playing for Baltimore in 1997. He was traded to the Detroit Lions this season.

Bryce Paup, a linebacker at UNI, was picked up by the Green Bay Packers in the sixth round of the 1990 draft. He signed with the Buffalo Bills in 1995, when he was named the NFL Defensive Player of the Year. He now is playing for Jacksonville.

Wide receiver and return specialist **Kenny Shedd** was drafted by the New York Jets in the fifth round of the 1993 draft. He signed with the Chicago Bears in 1994 but didn't make the final cut. He played for Barcelona of the World League of American Football before signing with the Oakland Raiders in 1996.

Defensive back and return specialist **Tyree Talton** was drafted by the Detroit Lions in April in the fifth round in a trade.

Two-time All-American wide receiver **Dedric Ward** was the 88th player drafted overall, taken in the third round, by the New York Jets in 1997's NFL draft. Ward became 1-AA's second-leading career receiver behind Jerry Rice after playing for the Panthers from 1993-96.

1994 Northern Iowa starting quarterback **Kurt Warner** signed with the Iowa Barnstormers of the Arena League in 1995, after being cut by the Green Bay Packers. He signed with the St. Louis Rams in 1998 and played with Amsterdam last spring.

INACTIVE

*Two-time all-American linebacker and Gateway Conference Defensive Player of the Year **Andre Allen** signed a free agent contract in 1995 with the Philadelphia Eagles but didn't survive the cut. He played for the London Monarchs of the World Football League three years ago, was with the Iowa Barnstormers of the Arena League in 1997 and was traded to Nashville last year.

*Defensive end **Willie T.C. Barney** played for the Panthers from 1993-96 and signed a contract with the Roughriders of the Canadian Football League in 1997. He played briefly for the Iowa Barnstormers in 1998.

*Defensive back **Willie Beamon** signed a free agent contract in 1993 with the New York Giants. He played several years for them before moving over to the Kansas City Chiefs in 1996, then returned to the Giants. He's currently inactive.

*Linebacker **Peter Burns** played one year with the Cleveland Thunderbolts of Arena Football in 1993.

***Loren Buser** played for SCI from 1963-65. He was drafted by the Montreal Alouettes of the Canadian league, where he played two seasons.

*Running back **Troy Dooley** played for the Panthers from 1994-96 after transferring from UCLA. He signed with the Iowa Barnstormers of the Arena League in 1997, but later was cut.

*Linebacker **William Freeney** signed with the Hamilton Tigercats of the Canadian Football League in 1993. He signed a contract with the Saskatchewan Rough Riders in 1994 and played with the Iowa Barnstormers of the Arena League until a shoulder injury sidelined him in 1995. He spent the 1996 season with the Minnesota Fighting Pike of the Arena League.

*Without waiting for the NFL draft, defensive back **Joe Fuller** signed with the Saskatchewan Rough Riders in 1985, where he played four years. He then played briefly with the Minnesota Vikings, the San Diego Chargers, the Green Bay Packers, the Ottawa Roughriders in the CFL and with the Shreveport Pirates of the CFL. He then played for the Minnesota Fighting Pike of the Arena League. He's no longer playing professionally.

*After signing a free agency with the Buffalo Bills in 1995, defensive back **Myron Glass** signed with the Rhein of the World League of Football in 1996. He's played for Milwaukee of the Arena League last season. Glass played for the Panthers from 1991-94.

*Defensive back **Todd Harrington**, who played for the Panthers from 1991-94, signed with the Iowa Barnstormers of the Arena League in 1995. He's no longer active.

***Phil Minnick** played for the Panthers from 1961-64 at linebacker, fullback and guard. Upon graduation, he played linebacker five years with the Winnipeg Blue Bombers in the Canadian league. A captain, he was named to the Canadian All-Star teams in 1966 and 1969. Knee surgery forced the early end to his career.

*All-American placekicker **Brian Mitchell** signed his first professional contract in 1994 with the Shreveport Pirates of the CFL after graduating in 1992, but was released during preseason camp. He also spent time with the St. Louis franchise of Arena League.

*Former assistant coach **Bill Salmon** was drafted in the 10th round by the Minnesota Vikings in 1976 but an off-season knee injury eventually led to the end of his playing career.

*Quarterback **Steve Sandon** was drafted by the New England Patriots in the 11th round in 1982.

*Running back **Randy Schultz** played football for State College of Iowa from 1963-65. He became the first SCI player to be drafted by the pros, going in the fifth round to the Cleveland Browns. He played for the Browns from 1966-67 and the New Orleans Saints two more seasons.

*All-American offensive guard **Mike Timmermans** was drafted in the 17th round by the Green Bay Packers in 1976.

*Despite an abundance of offensive line talent, the Dallas Cowboys kept free agent **Steve Wright** as one of 18 athletes who made the Rookie Class of 1981 because of "the potential he displayed in training camp." He was traded to Baltimore in 1983 and became their starting right guard. He signed with the Michigan Panthers in December of 1984, with his contract assigned to the Invaders following consolidation. In the spring of 1987, he was picked up by the Los Angeles Raiders. He announced his retirement in June of 1994. He played tight end and tackle at UNI.

FREE AGENTS

Tom Jones—1974 Kansas City Chiefs
 Larry Skartveidt—1974 Minnesota Vikings
 Tom Jones—1975 Los Angeles Rams
 Charlie Frisk—1976 Atlanta Falcons
 Kevin Barz—1977 New York Jets
 Steve Wright—1981 Dallas Cowboys
 Ken Harvey—1982 Minnesota Vikings, 1983 San Diego Chargers
 Mike Daniels—1983 Winnipeg Blue Bombers
 Steve Ingalls—1983 Seattle Seahawks
 Jim Lanning—1983 Dallas Cowboys
 Terry Szopinski—1983 Arizona Wranglers
 Scott Etzel—1984 Kansas City Chiefs
 Joe O'Brien—1984 Kansas City Chiefs
 Steve Schonert—1984 Chicago Bears
 Mike Molstead—1985 Memphis Showboats
 Bill Bealles—1986 New Orleans Saints
 Steve Harris—1986 Minnesota Vikings
 Frank Ori—1986 Minnesota Vikings
 Troy Thomas—1986 Washington Redskins
 Allen Donnell—1987 Saskatchewan Roughriders
 Ken Knapczyk—1987 Chicago Bears (players' strike), Cincinnati Bengals
 Willie Beamon—1993 New York Giants, 1996 Kansas City Chiefs
 Tim Mosley—1994 Denver Broncos, 1995 Memphis Mad Dogs
 Kurt Warner—1994 Green Bay Packers, 1998 St. Louis Rams
 Andre Allen—1995 Philadelphia Eagles
 Myron Glass—1995 Buffalo Bills
 Alonzo Clayton—1998 Cincinnati Bengals
 Jay Heimsoth—1998 Kansas City Chiefs



ALL-TIME LETTERMEN

(Since 1937)

A — Abel, Jason 1989	Brinkley, Ronald 1954, 55	DeHaan, Cody 1997, 98	Golly, Tracy 1987	Holt, Greg 1980
Abney, Don 1947, 48, 49	Brinkman, Matt 1989, 90	Deike, Dallas 1973, 74, 75, 76	Gonzalez, Luis 1985, 86	Honsbruch, Marilyn 1941
Abrahamson, Dick 1958	Brinkman, Mike 1988, 89	Deines, Dana 1976, 77, 78, 79	Goodwin, Elvin 1946, 47	Hougorn, Steve 1988, 89
Agnew, Dan 1965	Brown, Ed 1972, 73	DeLaere, Marc 1992, 93, 94	Goodwillie, Gene 1941	Houser, Steven 1975
Aimable, Moses 1984, 85	Brown, Jim 1949, 50	Derhammer, David 1966	Gore, Darryl 1982, 83	Howard, Sherrod 1985, 86, 87, 88
Aldrich, Charles 1974	Brown, Mike 1979, 80	DeVary, Paul 1945, 47, 48	Gougis, Jeff 1986	Hudnutt, Michael 1990, 91, 92, 93
Aldrich, John 1973, 74	Brown, Neville 1997	Dhaemers, Steve 1989, 90, 91	Graham, Kevin 1981	Huffman, Mark 1956, 57, 58
Alexander, Troy 1990, 91	Brown, Stanley 1947, 48, 49	Dickens, Charles 1974, 75	Gray, Mike 1997	Hull, Chris 1990
Allen, Andre 1991, 92, 93, 94	Brown, Sylvester 1990, 92, 93, 94	Dikarou, Darrell 1947	Gray, Rodney 1990, 91, 92	Hunemuller, Reed 1975, 76, 77, 78
Allen, Andy 1995, 96	Brown, Ted 1977	Dodd, Ron 1997, 98	Green, Larry 1967	Hunt, Bob 1941
Allen, Terry 1975, 76, 77, 78	Browning, Brent 1998	Dockett, Owego 1977, 78, 79, 80	Green, Troy 1989	Hutchings, James 1983, 84
Alston, Barry 1973	Bruder, Marty 1984	Dodd, Ron 1972, 73, 74	Gregory, John 1959	
Andersen, Brian 1996, 97, 98	Brown, Fred 1980, 81, 82	Donnel, Allen 1987	Griffin, Kenneth 1942, 46	I — Indvik, Bo 1941, 42
Anderson, Jeff 1994	Buchwald, Randall 1974, 75, 76	Donovan, Scott 1973	Griffin, Donald 1939	Ingalls, Steve 1980, 81, 82
Anderson, Joe 1979, 80, 81, 82	Buck, Don 1958	Dooley, Troy 1994, 95	Griffith, Jerry 1979, 80, 81	Isaacson, Mike 1991, 92
Anderson, Kevin 1986, 87, 88, 89	Burgardner, Mark 1950, 51	Dunn, LeRoy 1953, 54	Griffin, Anthony 1993	Issak, Oliver 1954
Anderson, Mike 1991, 92, 93, 94	Burckhard, Wendlen 1938, 39	Dunnigan, Charlie 1959	Grimm, Edward 1984, 85	
Anderson, Wes 1987, 88	Burdick, Harold 1949	Durfinger, Scott 1991, 92, 93, 94	Grove, Don 1954, 56	J — Jackson, Carly 1981, 82
Angell, Mike 1985, 86	Burke, Cory 1993, 94, 95, 96	Dutcher, George 1937, 38	Grover, Judd 1990	Jackson, Doug 1987, 88
Arnold, Ed 1976, 77, 78	Burns, Peter 1989, 90, 91, 92		Grundty, Randy 1982	Jackson, Jim 1962, 63
Armstrong, Terry 1985, 86	Buser, Loren 1963, 64	E — Eagen, Todd 1986, 88, 89, 90	Gulick, Bruce 1966, 67	James, Paul 1972, 73, 74
Arvidson, Tim 1980	Bush, Delond 1993, 94, 95	Easter, Marcus 1994, 95, 96	Guzman, Julio 1997, 98	Jenkins, Charles 1983, 84
Asleson, George 1959	Buss, Aaron 1998	Eastman, Dale 1976		Jenkins, Steve 1996, 98
Augustin, Tim 1996	Buss, Jeff 1982, 83, 84	Eckhardt, Skip 1978, 79, 80	H — Haberman, Wayne 1977	Jensen, Milo 1939
Austin, Brendan 1992, 93	Bute, Gordon 1937	Enrig, Dave 1978, 79	Habenicht, Mervin 1959	Johansen, Norman 1941
Avelas, Nick 1941, 42	Butler, Doug 1951, 53, 54	Eichelberger, Don 1961	Hadennfeldt, Bob 1941, 45	Johnson, Doug 1974
	Button, Dennis 1962	Elander, Darrin 1986, 87, 88, 89	Hadley, Ron 1978	Johnson, Jay 1989, 90, 91, 92
	Byrnes, Ray 1948, 49	Eisenlauer, Richard 1950	Hagge, Lauren 1945	Johnson, Jim 1979, 80, 81, 82
		Eisenmenger, Pat 1973, 74, 75	Hahn, Bobby 1956, 57	Johnson, Marvin 1967
B — Bahr, Dennis 1962, 63	C — Caballero, Mark 1984, 85	Ellingson, Rick 1977, 78	Hall, Lance 1995, 96	Johnson, Mike 1979, 81, 82, 83
Baker, Brian 1984, 85, 86, 87	Cacek, Charles 1948	Elliot, Richard 1978, 80	Hall, Pat 1975, 76	Johnson, Steve 1991, 92
Banks, Danny 1998	Cade, Renaldo 1981	Ellis, Kelly 1977, 78, 79, 81	Hall, Randy 1997, 98	Jones, Doug 1973, 74
Barbatti, Thomas 1966, 67	Camarata, Lavene 1942	Elmer, Andrew 1997, 98	Halligan, Pat 1955, 56	Jones, James 1987, 88, 89, 90
Barney, Willie 1993, 94, 95, 96	Campbell, Dave 1986, 87, 88, 89	Elbernd, Ryan 1992, 93, 94	Hamilton, Jeff 1976, 77	Jones, Jason 1995, 96
Barnhart, Don 1940, 41	Campbell, Jim 1972, 73	Erion, Randy 1974	Hamilton, Scott 1979, 80, 81	Jones, Marvin 1937
Barz, Kevin 1976, 77	Campbell, Melvin 1974, 75, 76	Erstad, David 1976, 77, 78	Hammar, Greg 1993	Jones, Scott 1991
Basye, James 1965	Campbell, Mike 1985, 86, 87, 88	Etzel, Scott 1981, 82, 83	Hammond, Del 1964	Jones, Tom 1981, 82, 83
Batten, Pat 1972, 73	Capitani, Ralph 1951, 53, 54	Evans, Dave 1980	Hammond, Kevin 1992, 93, 94, 95	Judge, Joe 1991, 92
Baumler, Brad 1988, 89, 90, 91	Cappaert, Jim 1982		Hampton, Robert 1967	Junior, Juron 1998
Bayevsky, Jesse 1939	Carlo, Douglas 1974, 75, 76	F — Farley, Mark 1983, 84, 85, 86	Hamrock, Jason 1992, 93, 94, 95	Junkman, Charles 1983, 84
Beach, John 1949, 50	Carlson, Luke 1986, 87, 88	Fedderson, Rory 1987, 88, 89, 90	Haning, Thomas 1974, 75, 76	Junkman, Randy 1970, 71
Bealles, Bill 1983, 84, 85	Carson, Tim 1973, 74	Ferguson, Garrett 1996, 97	Hanley, Hurley 1959, 60	
Bealles, Jeff 1984, 85, 86, 87	Case, Walter 1947, 48	Fierco, Ron 1975, 76, 77	Hannam, Ryan 1998	K — Kagan, Leo 1937, 38
Beals, Matt 1996, 97, 98	Chambers, Bill 1945	Finn, Howard 1975, 76	Hansen, Bryce 1966	Kalis, Ed 1950
Beamon, Willie 1989, 90, 92	Chambers, Jeff 1985, 86, 87, 88	Fisher, Bud 1939	Hansen, Denny 1986, 87	Kane, Allen 1937
Beard, Steven 1993, 94, 95, 96	Christensen, Paul 1977, 78	Fisher, Donald 1948, 49, 50	Hansen, Pat 1986, 89	Kanne, Todd 1985
Beck, Brian 1996, 97, 98	Christianson, W. 1940	Fisk, Jack 1953, 54	Hansen, Warren 1958, 59	Kaylor, Mahlon 1950, 51
Becker, Howard 1960	Church, Kenneth 1942	Flynn, Paul 1950	Hanssen, Mark 1984, 85, 86, 87	Keith, Kevin 1990, 91
Beetsch, Richard 1953, 54	Clapp, Chris 1994, 95, 96, 97	Fontana, Mike 1986, 87, 88	Harken, Matt 1992, 93, 94, 95	Kelley, Matt 1994, 95, 96
Behr, Ryan 1992, 93, 94, 95	Claraham, Rick 1979	Formanek, Larry 1989, 90	Harms, Brad 1998	Kettner, Dennis 1967
Bellock, Cyril 1940, 41, 42	Clark, Ralph 1982, 83, 84	Formanek, Richard 1979, 80	Harms, Dennis 1972, 73	Key, Thelonious 1985, 86, 87, 88
Bellock, Vincent 1967	Clark, William 1974, 76, 77	Fortney, Shane 1954, 55	Harmack, Don 1987, 88	Killins, Pete 1982
Benge, Adam 1998	Clayton, Alonzo 1994, 95, 96, 97	Foster, Jerry 1997	Harrington, Todd 1991, 92, 93, 94	King, Lynn 1965, 66
Berg, Chris 1994, 95	Clement, Larry 1966	Foster, Jerry 1953, 55	Harris, Steve 1981, 82, 83, 84	King, Ron 1981, 83
Bergstrom, Richard 1967	Clemmenson, Harvey 1945	Fox, Terry 1965, 66	Hartema, Ron 1964	Klahn, Scott 1991, 1993
Berlin, Eddie 1997, 98	Cochrane, Clark 1956	Francke, Scott 1985, 86	Hartman, Dean 1959	Klavas, Bob 1976, 77
Berry, Nelson 1979	Cook, Carroll 1937	Fransen, Jim 1973, 74	Hartung, Dan 1978, 79	Klieman, Chris 1986, 87, 89, 90
Beverlin, Ken 1963, 64	Cook, Ray 1982, 84, 85	Fredericks, Chris 1991, 92	Harvey, Ken 1980, 81	Klostermann, Barry 1986, 87
Bice, Greg 1958	Corner, Tank 1991, 92	Freebolin, Fred 1981, 82, 83, 84	Hawthorne, Greg 1994, 95, 96	Knapczyk, Ken 1984
Bienfang, Homer 1947, 48, 49, 50	Cory, Mark 1981	Freeman, Roger 1955, 56	Hayes, Brad 1979, 80, 81, 82	Knock, Bob 1955, 56
Billick, Brian 1997, 98	Coughlin, Kevin 1977	Freney, William 1990, 91, 92	Healy, Dennis 1966	Koch, Les 1963, 64
Bitton, Lawrence 1953, 54	Cowan, Spencer 1983, 84, 85, 86	Friess, Doug 1982, 83	Heimsoth, Jay 1994, 95, 96, 97	Kolpin, Mike 1985, 86, 87, 88
Blaha, Dale 1974	Cox, Dave 1960, 61	Frisk, Keith 1987	Hein, Mark 1986, 87, 88, 89	Kolsrud, Don 1954
Blankenberg, Steve 1973	Cox, Louis 1986, 87	Fullbright, Mark 1972, 73	Helgeson, Jeff 1993, 94, 95	Kolthoff, Ken 1984, 86, 87
Boals, Dan 1960, 61	Cramer, Dean 1953	Fuller, Joe 1978, 79, 80	Helmer, Danny 1987	Koos, Dave 1956
Bock, Michael 1966	Crane, Bob 1959, 60	Fulton, Derrick 1982, 83, 84, 85	Helmig, Ryan 1997, 98	Kortemeter, Karl 1974
Bohnsack, Lou 1950, 51	Crew, Leland 1949, 50	Furley, Mike 1994, 95	Hendrickson, Mark 1976, 77, 78, 79	Korver, Doug 1963, 64
Boland, Art 1938, 39	Cribbs, William 1947		Hendricks, Mike 1989	Kothe, Jacob 1992, 93, 94, 95
Bonnette, Seth 1989, 90	Crouch, George 1987, 88		Herrin, John 1990, 91, 92, 93	Kovacevich, Bill 1965, 66
Bonsall, Duane 1957, 58	Culver, Mark 1995, 96	G — Gant, Richar 1947	Hershberger, James 1954, 55	Krapfl, Mike 1989, 90
Borland, Glen 1957	Curry, Mike 1977, 78	Gardner, Scott 1984, 85	Hill, Cedric 1983, 84	Kratky, Robert 1953
Borman, Eric 1990	Cutshall, Bob 1941	Gau, Mike 1979, 80	Hill, Charlie 1961	Krebs, Walt 1975, 76
Bormann, Eric 1992		Gehrke, Brad 1989, 90	Hill, Eric 1981	Kroemer, Ken 1959, 60
Bostic, Alan 1987, 88	D — Dalton, Mickey 1996	Geise, Doran 1978, 79	Hill, John 1984, 85, 86, 87	
Botkin, Mark 1985, 86, 87, 88	Damron, Jim 1958	Gentzler, Dave 1978, 80	Hillman, Mike 1973	L — LaFollette, Andy 1994, 95, 96
Bowen, Dick 1941, 42	Daniels, Clarence 1973	Gerrell, Michael 1998	Hines, Jerry 1987, 88	LaGrant, Quincy 1997, 98
Bower, Dan 1992, 93, 94, 95	Daniels, Mike 1982, 83	Ginn, Bryan 1976, 77	Hoagland, Rodney 1953, 54	Lakin, Jeffrey 1974, 75, 76
Bowman, Carl 1960	Davis, Carl 1975, 76	Gipper, Tim 1981	Hobbs, Kirk 1980, 81, 82	Lanaghan, Richard 1953, 54
Boyd, Carl 1985, 86, 87	Davis, Cleo 1974	Girdner, Jeff 1979, 80	Hodam, Rick 1967	Lancaster, Aaron 1991
Bratschie, Jeff 1982	Davis, Damian 1988, 89	Glass, Myron 1991, 92, 93, 94	Hoffa, Randy 1975, 76, 77	Landau, Arthur 1953, 54
Braunschweig, R. 1950	Davis, Parnell 1989	Goebbel, Todd 1998	Holcomb, Randy 1983, 84	Lang, Terry 1978, 79
Bray, Carter 1981	Davison, Brian 1995	Goff, Mark 1982	Hollimon, Terry 1997	Lange, Dick 1962
Breitbach, Louis 1937	Dav, Pat 1988, 89, 90		Holmes, Mark 1981, 82, 83	Lanning, Jim 1981, 82



Lappe, Graydon	1947	Monroe, Tony	1990, 91, 92, 93	Price, Anthony	1985, 86, 87, 88	Sharrar, Lincoln	1993, 94, 95, 96	Toom, Michael	1966
Larimore, Don	1948	Monson, Chad	1990, 91, 92	Price, Dwayne	1982, 83, 84, 85	Shaw, Mike	1976, 77, 79	Trevin, Joe	1996
Lee, Bob	1946, 47, 48, 49	Montgomery, Bruce	1962, 63	Price, Rick	1964, 65	Shedd, Kenny	1989, 90, 91, 92	Trosky, Gregg	1978
Lee, John E.	1992, 92, 93, 94	Montgomery, Norm	1977, 78	Prior, Don	1949, 50	Shelton, Chris	1990, 91, 92, 93	U — Urbanek, Justin	1995, 96
Lee, John P.	1990, 91, 92, 93	Moore, Randy	1977	Q — Quirarte, Tony	1980	Sherman, Walt	1949	Ursini, Mike	1942
Lee, Terry	1989	Moretz, Brian	1992, 93, 94, 95	R — Rabey, Howard	1937, 38	Shimp, Martin	1941	V — VanDort, Larry	1967, 62
Leonardelli, Terry	1975, 76	Morgan, Jerry	1959	Raffensperger, John	1959, 60	Shirk, Clifford	1939	Vaughn, James	1982, 83
Leonardelli, Todd	1977, 78	Morris, Andy	1995, 96, 98	Rainbow, Bud	1949, 50	Sickles, Sid	1963	Vettriano, Regi	1997, 98
Lewis, Davey	1981	Morrison, Dick	1984	Ramthun, David	1977, 78, 79, 80	Siddens, Robert	1947	Vice, Jason	1993, 95, 96
Linn, Aaron	1940, 41	Morrison, Greg	1985	Randall, Walter	1997, 98	Simkus, Tony	1950	Vogge, Roy	1953, 54
Linsmeyer, Jeremy	1993, 94, 95, 96	Morrison, Ken	1983, 85	Ranum, Brad	1990	Simpson, Bill	1954	Vogt, Adam	1998
Lippman, Matt	1994	Morrison, Mike	1994, 95, 96	Rater, Larry	1967	Sims, Marvin	1994, 1996	W — Wachenheim, James	1953
Lister, Charles	1990, 91	Moses, Neal	1976	Rauch, Karl	1951, 53	Skain, Dick	1949	Wachenheim, Lee	1947, 49, 50, 51
Long, Troy	1982	Moses, Tim	1984, 85	Reading, Jason	1990, 91, 92, 93	Slibsted, Dave	1973	Waite, Mike	1989
Lounsberry, Steve	1971, 72, 73	Mosley, Jim	1990, 91, 92, 93	Reed, Ryan	1996	Sloan, Marvin	1955, 56	Walker, Taras	1996, 97
Loving, Jason	1946, 47	Mote, Kevin	1985, 86, 87	Reimer, Rick	1980	Smallwood, Scott	1986, 87	Walker, Thomas	1953, 54
Ludwig, Nate	1997, 98	Mulholland, Ed	1966	Reinhardt, Eldon	1960, 61	Smiley, Mike	1980	Wallace, Greg	1988, 89, 90
Luese, Kirk	1996, 97	Mumma, D.J.	1991, 92, 93, 94	Remmert, Brad	1993, 94	Smith, Bill	1966	Wallace, Joseph	1990, 91, 92, 93
Lynch, Pat	1976, 77, 78	Murphy, Tom	1956	Remmert, Chad	1990	Smith, Casey	1990, 91, 92, 93	Waller, Matt	1993, 94, 95, 96
Lyons, Darryl	1981, 82	Muyengwa, Tendai	1995, 96, 97	Remmert, Dennis	1956, 58	Smith, Jack	1958	Walter, Eric	1995, 96
Lyons, Edward	1939	N — Nelson, Erik	1996, 97, 98	Reynolds, Mace	1958, 59	Smith, Jason E.	1992	Ward, Dedic	1993, 94, 95, 96
Lyons, Eric	1994, 95	Nelson, Rick	1982, 83	Reynolds, Jerry	1953, 54	Smith, Jason L.	1991	Ware, Doug	1983, 84
M — Maas, Jim	1940, 41	Nelson, Simon	1990, 91, 92	Rial, Tim	1990, 91, 92	Smith, Kriss	1973	Warner, Kurt	1990, 91, 92, 93
MacAllister, Jack	1946	Nelson, Walter	1994	Riebe, Harland	1938, 39	Smith, Mike	1984, 85, 86, 87	Washington, Maurice	1978
MacDonald, Joel	1992	Nepote, Rick	1979	Rieber, Joseph	1998	Smith, Morris	1956	Waskosky, John	1983
Macklin, Ken	1988, 89	Netusil, Clay	1984, 85, 86	Robertson, Justin	1996, 97, 98	Smith, Lyle	1953	Waters, Duane	1960, 61
Magrane, Jerry	1951	Neuwohner, Jon	1979, 80	Roberts, Hugh	1938	Smith, Robert	1966	Watson, Eric	1981
Mallander, Chris	1987	Nixon, Tom	1976	Roberts, Keelan	1977, 78, 80	Smith, Tom	1973	Webster, Kevin	1980, 81, 82
Malone, Terrance	1995, 96, 97, 98	Nofal, Justin	1997, 98	Roberts, Lew	1956	Smith, Zack	1998	Weed, Gerald	1947
Manigault, Joe	1975, 76, 77	Nordlie, Craig	1980, 81, 82	Roberts, Phil	1963, 64, 65	Soli, Terry	1976	Weissenburger, Tom	1982
Maragos, Nicholas	1974, 75, 76	Norenberg, Stan	1955	Roberts, Tom	1981, 82, 83	Soliday, Jake	1997, 98	Wellbrock, Richard	1990, 91
Marbles, Derrick	1991, 92, 93, 94	Norman, Larry	1972, 73, 74	Robinson, Daniel	1984, 85	Sonnenberg, Al	1960	Wentzel, Bob	1975, 76, 77
Marchman, Otis	1995, 96, 97	Norris, Jeremy	1992	Roby, Bill	1981	Sorensen, Hans	1948, 49, 50	White, Eric	1985, 86, 87
Martin, Scott	1992	Nuss, Chris	1989, 90, 91, 92	Robery, Kelson	1979	Sovereign, George	1949	White, Gary	1963
Marsden, Clement	1939	O — Obermeier, Scott	1992, 93	Roderick, Ron	1957	Sovich, Frank	1955, 56	Whiteley, Frank	1949
Martin, Dale	1942	O'Brien, Joe	1981, 82, 83, 84	Rogers, Larry	1976	Spahn, Jim	1976, 77	Whitner, Mark	1976, 77, 78
Martin, Leon	1940, 41	Oden, Markel	1981, 82, 83, 84	Rohlfen, LaVerne	1948, 50, 53	Spani, Jim	1982	Wiegmann, Bruce	1960, 61
Martin, Ralph	1950	Oddo, Pat	1980	Rokes, Tracy	1982, 83	Spanjers, Matt	1977, 78	Wilcox, Gary	1959, 60
Matthews, Dave	1965	O'Donnell, Brett	1991, 92, 93, 94	Roloff, Harlan	1947, 48, 49	Spann, Dannie	1995, 96	Willard, Kevin	1983, 85, 86, 87
Masonholder, Merle	1963, 64	O'Donnell, Jim	1972, 73	Root, John	1980, 81, 82	Speicher, Al	1983, 85	Williams, Bob	1946, 47
McCabe, Ben	1938, 39	Ogren, Bob	1948, 49	Rosene, Vernon	1953, 54	Spoden, Steve	1985, 86, 87, 88	Williams, Brandon	1995, 96
McCalley, Ryan	1996	Olin, Dick	1965	Rosien, James	1953, 54	Squire, Rick	1977, 78, 79, 80	Williams, Glenn	1993, 94
McCleary, Garland	1985	Olinsky, Mike	1977	Ross, Phil	1973, 74	Squiers, Curt	1959	Williams, John	1949
McCleary, Jason	1991, 92, 93, 94	Oliphant, Rich	1962, 63	Row, Dorrick	1998	Stegall, Rod	1977, 78	Williams, John	1967
McComas, Rob	1989, 90, 91, 92	Olsen, Christian	1995, 96	Rubie, Russ	1985, 86, 87, 88	Steines, Mark	1983, 84	Williams, Pat	1983, 84, 85, 86
McCorvey, Dave	1985, 86, 87	O'Neill, Tim	1997, 98	Rush, Dan	1987, 88, 89, 90	Stekamp, Gene	1940, 41	Williams, Pat	1988, 89, 90, 91
McDermott, Don	1946, 47, 48	Orl, Frank	1984, 85	Rutherford, Brandon	1998	Stelk, Jeff	1982	Williams, Robert	1983, 84, 85
McFadden, James	1982, 83	Orth, Terry	1984, 85, 86	S — Sabus, Larry	1956	Stelken, Art	1983, 85, 86	Williams, Wendell	1959, 60
McFarland, Scott	1990	Otto, Nick	1977, 78	Saffy, Jason	1990	Stephenson, Kent	1962, 63	Willett, Mike	1976, 79
McKenzie, Ray	1955	Owens, Ron	1965	St. Meyer, Steve	1995, 96	Stevens, Bob	1960, 61	Wilson, Darren	1984, 85
McKinstry, Greg	1997, 98	Owens, Scott	1982, 83, 84, 85	Salinas, Steve	1994	Stewart, Don	1980, 81, 82	Wilson, Lucas	1996, 97, 98
McMahon, Brad	1976	P — Page, Earl	1947	Salmon, Bill	1973, 74	Stolz, Todd	1989, 90	Wilson, Mark	1979, 80, 81, 82
McNeal, Kenny	1980	Panasci, Frank	1941	Salmon, Marc	1993, 94, 95	Storbeck, Bob	1984, 85, 86	Wissler, Harvey	1947
McNeal, Stephn	1982, 83	Parson, Merritt	1947	Salz, Mark	1979, 80, 81, 82	Stovall, Jeff	1993, 94, 95, 96	Wistey, Glenn	1946
McPherson, Ted	1963, 64	Pastorino, Charles	1939, 40, 41	Sanders, Al	1980	Stratton, Ed	1978, 79, 80	Wittman, Ed	1941
Meester, Brad	1996, 97, 98	Pattie, Andy	1994, 95, 96, 97	Sanders, Mario	1983, 84	Stratton, Marty	1973, 74, 75, 76	Woepking, Warren	1966, 67
Mehrl, Randy	1989, 90	Paulsen, Arnold	1951	Sandifer, Brian	1989	Streets, Scott	1994, 95, 96, 97	Wohlers, Bill	1958
Melchert, Jeff	1983, 84, 85	Paulsen, William	1950, 51	Sandon, Steve	1979, 80, 81	Strickland, Maceo	1994, 95, 96, 97	Wolf, Paul	1991, 92, 93, 94
Meredith, Scott	1996, 97, 98	Paup, Bryce	1986, 87, 88, 89	Sanford, Darnell	1961	Strottman, Bill	1965	Wolter, Greg	1975
Messingham, Court.	1986, 88, 89	Pedersen, Ray	1965, 66	Santee, Claude	1939	Sullivan, John	1958	Womochil, Jim	1987, 88, 89
Meyer, Dave	1982	Pederson, Matt	1996, 97, 98	Saxon, Henry	1984, 85	Sutherland, Kerry	1980	Woodley, Mike	1970, 71, 72, 73
Micho, Jim	1990	Peebles, Errol	1985, 86, 87, 88	Scalissi, Tom	1973, 74, 75, 76	Swisher, Kurt	1976, 77	Woolhiser, Eugene	1951
Mikesh, Marvin	1955	Peitler, Steve	1988, 89	Schipper, Travis	1994, 95, 96, 97	Szopinski, Terry	1981, 82, 83	Wright, Dennis	1962
Millner, Chris	1980, 81, 82, 83	Pena, Javier	1990, 91, 92, 93	Schmitt, Al	1984	T — Talton, Tyree	1995, 96, 97, 98	Wright, Steve	1977, 78, 79, 80
Miller, Dempsey	1996, 97, 98	Penelton, James	1994	Schoenenberger, J.	1978	Taylor, Anthony	1992, 93, 94, 95	Wright, William	1938, 39
Miller, Dick	1965	Petersen, Duane	1988, 89, 90, 91	Schonert, Steve	1980, 81, 82	Taylor, Bryan	1983	Wright, Woody	1987, 88
Miller, Jim	1950, 51	Peterson, Matt	1996, 97, 98	Schooley, Dave	1973, 74	Tegeler, Rod	1977, 78	X —	
Miller, Larry	1982, 83, 84	Peterson, Scott	1975, 77, 78	Schooley, Phil	1967	Tempenny, Tracy	1988, 89, 90, 91	Y — Yancey, Franchot	1982
Miller, Leon	1997	Phipps, Neil	1976, 77	Schramm, Earl	1942	Thomas, Clayton	1955, 56	York, Bill	1950
Miller, Lloyd	1941	Pilcher, Jon	1992, 93, 94, 95	Schuler, Doug	1970, 71	Thomas, Jim	1973, 74	Young, Charles	1990, 91
Miller, Richard	1966	Pinkham, Thomas	1966, 67	Schulte, Charles	1958, 59	Thomas, Tramon	1997	Yount, Dave	1982
Miller, Robert	1947, 48, 49	Pippett, Mark	1987	Schulte, Mike	1988, 89, 90, 91	Thomas, Troy	1982, 83, 84	Z — Zablouil, Bob	1946
Miller, Tim	1993, 94, 95, 96	Pittlik, James	1975, 76, 77, 78	Schultz, Randy	1963, 64	Thomsen, Ralph	1965, 66	Zehrer, Nathan	1996, 97, 98
Minnick, Phil	1962, 63	Podemski, James	1938	Schultz, Roger	1980, 81	Thompson, Brett	1990	Zumbach, Brad	1980
Minnick, Ted	1960, 61	Popovic, Milo	1988, 89	Schwartz, Bill	1960, 61	Thompson, Larry	1961, 62		
Minnieweather, D.	1993	Poppen, Mike	1997, 98	Schwartz, Ken	1973, 74	Thorne, Brian	1981		
Mitchell, Brian	1989, 90, 91	Porter, James	1994, 95	Scott, Randy	1973, 74	Thorp, Kevin	1979, 80		
Mitchell, Jack	1998	Powell, Earl	1995	Scriven, Lon	1966	Threatt, Ed	1990, 91, 92, 93		
Mitchell, Pat	1959, 60, 61	Powell, Tyler	1998	Seiple, Larry	1982	Timmermans, Mike	1973, 74		
Mohling, Paul	1947	Pratt, David	1989	Shafraath, Jerry	1981, 82	Toben, Josh	1992, 93, 94, 95		
Mohr, Bruce	1965, 66					Todd, Danny	1979, 80		
Molstead, Mike	1983, 84					Tollefson, David	1953, 54		



ALL-TIME ALL-CONFERENCE

(From 1936)

1936

Paul Jones, E
Melvin Nelson, C
Bernard Schmidt, T

1937

Paul Jones, E
John Magovich, HB

1938

George Dutcher, HB
Leo Kagan, G

1939

Wendlen Burckhard, FB
Leo Kagan, G
James Podemski, T
Hugh Roberts, G

1940

Wendlen Burckhard, FB
Milo Jensen, T
Benny McCabe, HB
Harland Riebe, E
Bill Wright, G

1941

Don Barnhart, T
Cy Bellock, HB
Bob Hunt, E
Aaron Linn, G
Leon Martin, T
Charles Pastorino, HB

1946

Nick Avelchas, E
Cy Bellock, E
Pudge Camarata, HB
Jason Loving, T
Paul Salzman, G
Bob Williams, HB

1947

Paul DeVan, HB
Bob Williams, HB

1948

Paul DeVan, HB
Elvin Goodvin, HB
Jason Loving, T
Lee Wachenheim, T
Harvey Wissler, G

1949

Don Abney, C
Stanley Brown, T
Chuck Cacek, HB
Paul DeVan, HB
Bob Miller, G
Robert Ogren, T
Lee Wachenheim, T

1950

Home Bienfang, HB
Bud Fisher, HB
Hans Sorenson, G
Lee Wachenheim, E

1951

Lou Bohnsack, C
Leland Crew, HB
Mablon Kaylor, E

1952

Lou Bohnsack, C
John Corey, FB
Mablon Kaylor, E
Bill Olson, HB
Karl Raush, G
Bud Rowray, T

1953

Dick Beetsch, E
Ralph Capitani, HB
LeRoy Dunn, T
Art Landau, HB
Jim Wachenheim, G

1954

Dick Beetsch, E
LeRoy Dunn, T

1955

LeRoy Dunn, T (MVP)
Dick Formanek, G
Jim Rosien, E

1956

Dick Formanek, G

1957

Bob Knock, C
Tom Murphy, HB
Morris Smith, G
Lou Roberts, HB

1958

Bob Hahn, HB
Dennis Remmert, T

1959

Warren Hansen, HB
Dennis Remmert, T
John Sullivan, G

1960

George Asleson, G
Jerry Morgan, QB (MVB)
Mace Reyerson, E
Charles Schulte, C
Wendell Williams, G

1961

Dan Boals, FB (MVB)
Al Sonnenberg, T
Wendell Williams, G

1962

Dan Boals, FB (MVB)
Ted Minnick, T

1963

Jim Jackson, G
Randy Schultz, FB
Larry Thompson, HB

1964

Merele Masonholder, T
Phil Minnick, G (MVL)
Randy Schultz, FB (MVB)

1965

Loren Buser, LB
Merle Masonholder, T
Ray Pedersen, G
Randy Schultz, FB (MVB)

1966

Terry Fox, HB
Ray Pedersen, G
Rick Price, E

1967

Larry Clement, LB
Ray Pedersen, DT (MVP)
Bill Smith, DHB

1968

Dan Goddard, OG
Tom Pinkham, DHB
John Williams, LB
Warren Woepking, C

1969

Larry Green, DE
Jim Luhning, DHB
James Rudd, DG
John Williams, LB

1970

Doug Walter, MG

1971

Mike Allen, DE
Bob Lee, LB
Larry Skartvedt, SE
Mike Woodley, FS

1972

Tom Jones, OT
Mike Woodley, FS

1973

Steve Lounsberry, C
Mike Woodley, FS

1974

Pat Batten, RB
Charles Frisk, OG
Nick Maragos, DB
Dave Schooley, SE

1975

Randy Erion, DT
Nick Maragos, DB
Bill Salmon, QB
Dave Schooley, WR
Mike Timmermans, OT

1976

Mel Campbell, DT
Dallas Deike, OT
Nick Maragos, FS
Neal Moses, RB
Marty Stratton, DE

1977

Kevin Barz, OT
Kelly Ellis, RB
Jim Spahr, C

1978

First Team: Paul Christensen, OT

1979

First Team: Kelly Ellis, TB
Owen Dockter, DT
Danny Todd, DB
Second Team: Dave Ehrig, OT
Terry Lang, K
Ed Stratton, DE
Dave Ramthun, DT
Matt Spanjers, LB

1980

First Team: Steve Schonert, K
Owen Dockter, DT
Danny Todd, SS
Second Team: Ken Harvey, SE
Skip Eckhardt, OG
Steve Sandon, QB
Chris Miliner, TB
Ed Stratton, DE
Dave Ramthun, DT
Larry Formanek, LB
John Root, WS

1981

First Team: Ken Harvey, SE
Roger Schultz, OT
Steve Sandon, QB
Steve Schonert, K
John Root, WS
Second Team: Kirk Hobbs, WR
Scott Hamilton, OG
Jerry Griffith, DE
Joe Anderson, LB
Player of Year: Steve Sandon, QB

1982

First Team: Steve Ingalls, OL
Steve Schonert, K
Craig Nordlie, Ret. Spec.
Mark Salz, NG
John Root, DB
Second Team: Darryl Goree, SE
Kevin Webster, OL
Mark Wilson, LB
Joe Anderson, LB
Tom Jones, DB

1983

First Team: James Hutchings, TE
Darryl Goree, WR
John Waskosky, OL
Larry Miller, QB
Joe Fuller, DB
Mike Johnson, P
Second Team: Scott Etzel, OL
Chris Miliner, RB
Mike Molstead, K
Joe O'Brien, DL

Mark Holmes, LB
James McFadden, LB

1984

First Team: Marty Bruder, TE
Ralph Clark, OL
Steve Harris, RB
Mike Molstead, K
Joe O'Brien, DL
Mark Farley, LB
Joe Fuller, DB
Clay Netusil, P
Second Team: Bill Bealles, OL
Dwayne Price, DL
Henry Saxon, LB
Charles Jenkins, DB
Defensive Player of Year: Joe O'Brien

1985

First Team: Edward Grimes, DE
Terry Orth, DT
Mark Farley, ILB
Joe Fuller, CB
Moses Aimable, CB
Second Team: Mike Smith, QB
Carl Boyd, HB
Scott Francke, SE
Al Speicher, OT
Bill Bealles, OT
Frank Ori, OG
Mark Caballero, OG
Jeff Bealles, DE
Henry Saxon, OLB

1986

First Team: Carl Boyd, RB
Brian Baker, TE
Jeff Bealles, DE
Mark Farley, ILB
Clay Netusil, P
Second Team: Mike Smith, QB
Scott Francke, WR
Mark Hanssen, OC
Terry Orth, DT
Dave McCorvey, DB
Honorable Mention: Louis Cox, OG
Art Stelken, DE
Spencer Cowan, OLB
Chris Klieman, DB

1987

First Team: Jeff Bealles, DE
Carl Boyd, RB
Louis Cox, OG
Kevin Anderson, DB
Mark Hanssen, C
Sherrod Howard, TE
Mike Smith, QB
Second Team: Wes Anderson, WR
Ken Kolthoff, OT
Bryce Paup, LB
Honorable Mention: John Hill, LB
Chris Klieman, S



1988

First Team: Sherrod Howard, TE
Doug Jackson, P-K
Second Team: George Crouch, C
Mark Botkin, OT
Russ Rubie, OG
Tim Peterson, DE
Mike Kolpin, LB
Mark Hein, OLB
Honorable Mention: Errol Peebles, RB
Wes Anderson, FL
James Jones, DE
Mike Campbell, DT
Bryce Paup, OLB

1989

First Team: Milo Popovic, WR
Brian Mitchell, K
James Jones, DT
Bryce Paup, LB
Second Team: David Campbell, OG
Mark Hein, S

1990

First Team: Mike Fontana, C
Brian Mitchell, PK
James Jones, LB
Willie Beamon, DB
Second Team: Jay Johnson, QB
Chris Nuss, TE
Kenny Shedd, WR
Seth Bonnette, OT
Todd Eagen, DE
Matt Brinkman, LB
Chris Klieman, DB
Honorable Mention: Rory Feddersen, WR
William Freaney, LB
Dan Rush, P

1991

First Team: Jay Johnson, QB
Chris Nuss, TE
Kenny Shedd, WR
Steve Dhaemers, OT
Brian Mitchell, PK
William Freaney, LB
Second Team: Pat Williams, OG
Kevin Keith, LB
Duane Petersen, DB
Tim Mosley, P
Honorable Mention: Charles Lister, RB
Casey Smith, DL
Simon Nelson, DB
Defensive Player of Year: William Freaney
Bruce Craddock Gateway
Coach of Year: Terry Allen

1992

First Team: Willie Beamon, DB
Peter Burns, LB

William Freaney, LB
John Hegrin, OT
Tim Mosley, P
Chris Nuss, TE
Scott Obermeier, PK
Kenny Shedd, WR
Casey Smith, DL
Second Team: Tank Corne, RB
Jay Johnson, QB
Jason McCleary, DB
Joseph Wallace, DB
Honorable Mention: Andre Allen, LB
Tony Monroe, DL
Donald Mumma, C
Defensive Player of Year: William Freaney
Bruce Craddock Gateway
Coach of Year: Terry Allen

1993

First Team: Andre Allen, LB
Matt Harken, TE
John Herrin, OT
Tony Monroe, DL
Tim Mosley, WR/P
Donald Mumma, OC
Kurt Warner, QB
Second Team: Myron Glass, DB
Michael Hudnutt, OG
Jason McCleary, DB
Jeff Stovall, RB
Joseph Wallace, DB
Honorable Mention: Todd Harrington, DB
Darnell Minnieweather, LB
Casey Smith, DL
Paul Wolf, LB
Offensive Player of Year: Kurt Warner, QB
Defensive Player of Year: Andre Allen, LB
Bruce Craddock Gateway
Coach of Year: Terry Allen

1994

First Team: Andre Allen, LB
Dan Bower, OL
Myron Glass, DB
Matt Harken, TE
Jason McCleary, DB
Brian Moretz, NT
D.J. Mumma, OC
Matt Waller, PK
Dedric Ward, FL
Second Team: Scott Durlinger, LB
Todd Harrington, DB
Brett O'Donnell, QB
Jeff Stovall, RB
Paul Wolf, LB
Honorable Mention: Ryan Behr, DL
Kevin Hammond, LB
Jake Kothe, WR
Jason McCleary, RS
All-Newcomer: Andy Pattee, OT

Marvin Sims, RB
Maceo Strickland, DB
Defensive Player of Year: Andre Allen, LB
Bruce Craddock Gateway
Coach of Year: Terry Allen
1995
First Team: Chris Berg, QB
Dan Bower, OL
Brian Moretz, NT
Tyree Talton, DB
Second Team: Ryan Behr, DL
Kevin Hammond, LB
Tim Miller, LB
Jon Pilcher, C
Jeff Stovall, RB

Honorable Mention: Matt Harken, TE
Dannie Spann, LB
Anthony Taylor, RS
All-Newcomer: Dannie Spann, LB
Tyree Talton, DB
Offensive Player of Year: Dedric Ward, WR

1996

First Team: Steve Beard, QB
Alonzo Clayton, WR
Tim Miller, LB
Andy Pattee, OL
Tyree Talton, DB/RS
Dedric Ward, WR
Second Team: T.C. Barney, DL
Chris Clapp, OL
Mickey Dalton, DB
Brad Meester, OL
Lincoln Sharar, TE
Dannie Spann, LB
Jeff Stovall, RB
Honorable Mention: Marcus Easter, DB
Terrance Malone, DB
Matt Waller, PK
All-Newcomer: Mickey Dalton, DB
Brad Meester, OC
Erik Nelson, DL
Justin Roberson, RB
Offensive Player of Year: Dedric Ward
Bruce Craddock Gateway
Coach of Year: Terry Allen

1997

First Team: Mike Furrey, WR
Erik Nelson, DL
Andy Pattee, OL
Matt Pedersen, LB
Tyree Talton, DB
Second Team: Shane Fortney, QB
Terry Hollimon, RB
Alonzo Clayton, WR
Chris Clapp, OL
Brad Meester, OL


Honorable Mention: Eddie Berlin, SE
Matt Beals, OL
Travis Schipper, LB
Tyree Talton, RS
All-Newcomer: Eddie Berlin, SE
Shane Fortney, QB
Mike Furrey, WR
Terry Hollimon, RB

1998

First Team: Matt Beals, OL
Mike Furrey, WR
Brad Meester, OL
Matt Pedersen, LB
Tyree Talton, DB
Second Team: Eddie Berlin, WR
Terrance Malone, DB
Scott Meredith, DL
Erik Nelson, DL
Dorrick Roy, TE
Honorable Mention: Brian Billick, OL
Ryan Helming, QB
Steve Jenkins, RB
Tyree Talton, RS
All-Newcomer: Adam Benge, RB
Jack Mitchell, DL
Dorrick Roy, TE

UNI ATHLETICS HALL OF FAME FOOTBALL INDUCTEES

1985—Clyde "Buck" Starbeck, L.L. Mendenhall
1986—Stan Sheriff, Dick Beetsch
1987—Randy Schultz, Duane Josephson
1988—Loren Buser, George Dutcher
1989—Dan Boals
1990—Jerry Morgan, Charlie Pastorino
1991—August "Pudge" Camarata, Dennis Remmert
1992—George Asleson, Kelly Ellis
1993—Burl Berry, Paul DeVan
1994—James Fox, Curly Steinkamp, Jim Harmon
1995—Wendell Williams
1996—Paul Jones
1997—Steve Wright
1998—Carl Boyd, Philip Minnick



Mike Furrey and Tyree Talton



PANTHER CAPTAINS

(1960-99)

1960

George Asleson, G
Warren Hansen, HB
Jerry Morgan, QB
Charlie Schulte, C

1961

Dan Boals, FB
Carl Bowman, E
Bruce Wiegmann, HB
Wendell Williams, G

1962

Dan Boals, FB
Ted Minnick, T
Duane Waters, C
Bruce Wiegmann, HB

1963

Jim Jackson, G
Phil Minnick, FB
Larry Thompson, HB
Larry VanOort, C

1964

Ken Beverlin, G
Jim Jackson, G
Phil Minnick, G
Kent Stephenson, C

1965

Ken Beverlin, G
Loren Buser, FB
Del Hammond, E
Randy Schultz, FB

1966

James Bosye, T
Rick Price, E
Phil Roberts, T
Ralph Thomsen, FB

1967

Terry Fox, HB
Ray Pedersen, G/DT

1968

Robert Hampton, T
Thomas Pinkham, DB
Phil Schooley, QB
John Williams, LB

1969

Jim Rudd, DG
John Williams, LB

1970

Mike Filer, SE

Jim Luhring, DB
Randy Ruisch, SE
Gary Weber, QB

1971

Mike Allen, DT
Gene Dietrich, OT
Jim Gorsch, FB
Larry Skartvedt, FL

1972

Walt Fieseler, CB
Jerry Roling, DE
Ken Rosenkrans, G
Nelson White, DT
Mike Woodley, FS

1973

Steve Lounsberry, C
Mike Woodley, FS

1974

Pat Batten, HB
Ed Brown, DT
Charles Frisk, G
Larry Norman, SS

1975

Randy Erion, DT
Bill Salmon, QB
Jim Thomas, CB
Michael Timmermans, G

1976

Mel Campbell, NG
Dalas Dieke, OT
Nick Maragos, FS
Tom Scalissi, RB

1977

Kevin Barz, OT
William Clark, LB
Bob Klavas, TE
Neil Phipps, DT

1978

Terry Allen, QB
William Clark, LB
David Erstad, FS
Jim Pitlik, OG

1979

Ed Arnold, LB
Dana Deines, QB
Kelly Ellis, TB
Dave Erstad, FS

1980

Owen Dockter, DT
Skip Eckhardt, OG

Kelly Ellis, TB
Danny Todd, SS

1981

Joe Anderson, LB
Kelly Ellis, RB
Jerry Griffith, DE
Ken Harvey, SE
John Root, S
Steve Sandon, QB

1982

Joe Anderson, LB
Steve Ingalls, OT
John Root, S
Mike Tatoian, G

1983

Scott Etzel, C
James McFadden, LB
Joe O'Brien, NT
Marion Sanders, FL

1984

Charles Jenkins, S
Larry Miller, QB
Joe O'Brien, DT
Troy Thomas, OT

1985

Bill Bealles, OT
Mark Farley, LB
Joe Fuller, DB

1986

Carl Boyd, RB
Spencer Cowan, LB
Mark Farley, LB
Mark Hanssen, C
Mike Smith, QB

1987

Jeff Bealles, DE
Carl Boyd, RB
Mark Hanssen, C
John Hill, LB

1988

Chris Klieman, DB
Bryce Paup, LB
Russ Rubie, OG
Steve Spoden, OT

1989

David Campbell, OL
Mark Hein, LB
James Jones, LB
Bryce Paup, LB



Brad Meester

1990

Mike Brinkman, DL
Todd Eagen, DL
Seth Bonnette, OL
James Jones, LB
Chris Klieman, DB

1991

Brad Baumler, LB
Steve Dhaemers, OT
Kevin Keith, LB
Duane Petersen, DB
Pat Williams, OG

1992

Peter Burns, LB
William Freeney, LB
Jay Johnson, QB
Chris Nuss, TE
Kenny Shedd, WR

1993

Mike Hudnutt, OG
Tim Mosley, SE/P
Casey Smith, DE
Joseph Wallace, S
Kurt Warner, QB

1994

Andre Allen, LB
Jason McCleary, S
Donald Mumma, C

Brett O'Donnell, QB
Paul Wolf, LB

1995

Ryan Behr, OL
Troy Dooley, RB
Kevin Hammond, LB
Matt Harken, TE
Brian Moretz, NT

1996

T.C. Barney, DE
Steve Beard, QB
Marcus Easter, DB
Tim Miller, LB
Jeff Stovall, RB
Dedric Ward, FL

1997

Jay Heimsoth, DT
Tendai Muyengwa, LB
Andy Pattee, OG
Travis Schipper, LB

1998

Terrance Malone, DB
Brad Meester, OC

1999

Brad Meester, OC
Matt Pedersen, LB

DISTINGUISHED ACHIEVEMENTS



GATEWAY CONFERENCE PLAYERS OF WEEK

1998

OT Brian Billick (1)
P Randy Hall (1)
RB Steve Jenkins (1)
QT Nate Zehr

1997

QB Shane Fortney (1)
WR Mike Furrey (2)
PK Julio Guzman (1)
SS Terrance Malone (1)
OL Brad Meester (1)
OL Andy Pattee (1)
LB Matt Pedersen (2)

1996

DL T.C. Barney (1)
DB Mickey Dalton (1)
DB Marcus Easter (1)
OC Brad Meester (1)
RB Jeff Stovall (2)
PK Matt Waller (1)
WR Dedric Ward (4)

1995

OL Dan Bower (1)
DB Marcus Easter (1)
DL Brian Moretz (1)
DB Tyree Talton (1)
P Justin Urbanek (1)
WR Dedric Ward (2)

1994

P Ryan Elsbernd (1)
DB Todd Harrington (1)
OC D.J. Mumma (1)
PK Matt Waller (1)
LB Paul Wolf (2)

1993

LB Andre Allen (1)
RS Jason McCleary (1)
WR Tim Mosley (2)
OC D.J. Mumma (2)
RB Jeff Stovall (1)
QB Kurt Warner (2)

1992

LB Peter Burns (1)
RB Tank Corner (1)
LB William Freeney (3)
QB Jay Johnson (1)
FL Kenny Shedd (1)

1991

RB Tank Corner (1)
QB Jay Johnson (1)
PK Brian Mitchell (1)
DB Duane Peterson (1)
WR Kenny Shedd (1)

1990

DE Todd Eagen (1)
LB William Freeney (1)
QB Jay Johnson (2)
PK Brian Mitchell (1)

1989

DB Willie Beamon (1)
QB Ken Macklin (1)
LB Bryce Paup (1)

1988

FL Wes Anderson (1)

1987

RB Carl Boyd (4)
DB Chris Klieman (1)

1986

QB Mike Smith (4)

1985

RB Carl Boyd (1)
LB Mark Farley (1)
RB Errol Peebles (1)
LB Henry Saxon (1)
LB Bob Storbeck (1)

UNI'S GATEWAY CONFERENCE ALL-DECADE TEAM

First Team: William Freeney, LB
(1990-92)

James Jones, DL (1987-90)

Brian Mitchell, PK (1989-91)

Tim Mosley, P (1990-93)

Chris Nuss, TE (1989-92)

Bryce Paup, LB (1986-89)

Kenny Shedd, WR/RS (1989-92)

Honorable Mention: Andre Allen,
LB (1991-94)

Willie Beamon, DB (1989-90, 1992)

Carl Boyd, RB (1985-87)

Marc Hanssen, OC (1985-87)

ACADEMIC ALL-CONFERENCE

(Since 1974)

1974

Dennis Harms, OL
Charles Frisk, OL
Paul James, LB

1976

Dave Schooley, WR
Mel Campbell, DL

1977

Terry Allen, QB
Neil Phipps, DL

1979

Owen Dockter, DL

1980

Jerry Griffith, DE
Owen Dockter, DT

1981

Jerry Griffith, DE

1982

Jim Lewis, DL
Joe O'Brien, DL

1983

Troy Thomas, OT

1984

Mark Farley, LB
Mike Molstead, PK
Troy Thomas, OT

1994

First Team: Donald Mumma, OC

Brett O'Donnell, QB

Second Team: Paul Wolf, LB

Honorable Mention: Ryan

Elsbernd, P

Matt Harken, TE

Jeff Helgeson, FS

1995

First Team: Chris Berg, QB

Matt Harken, TE

Second Team: Andy Pattee, OT

Honorable Mention: Steve Beard,
QB

Troy Dooley, RB

Eric Lyons, OL

Marc Salmon, DB

Travis Schipper, LB

1996

First Team: Steve Beard, QB

Greg Hawthorne, TE

Travis Schipper, LB

Second Team: Andy Morris, LB

Honorable Mention: Andy Pattee,
OL

1997

First Team: Brad Meester, OC

Matt Peterson, DE

Travis Schipper, LB

Second Team: Matt Pedersen, LB

Honorable Mention: Andy Pattee,
OL

Luke Wilson, DE

1998

First Team: Brad Meester, OC

Second Team: Drew Elmer, LB

Matt Pedersen, LB

Luke Wilson, LB

Honorable Mention: Randy Hall, P
Andy Morris, LB/S

Matt Peterson, DE

ACADEMIC ALL-AMERICANS

1974 — Paul James, LB

1980 — Owen Dockter, DT (2nd
Team)

1985 — Mark Farley, LB (District 7)

1986 — Mark Farley, LB (District 7)

1991 — Mike Schulte, RB (2nd Team)

1998 — Brad Meester, OC (District 7)

NCAA POST-GRADUATE SCHOLARSHIP

1981 — Owen Dockter, Sociology

UNI POST-SEASON BOWL PLAYERS

1962 — Dan Boals, FB (All-American
Bowl)

1965 — Randy Schultz, RB (Senior
Bowl)

1984 — Scott Etzel, OL (Senior Bowl)

1990 — Bryce Paup, LB (Senior Bowl)

1993 — Kenny Shedd, WR (Senior
Bowl)

1997 — Dedric Ward, WR (Shrine Bowl)

1999 — Tyree Talton, DB (Senior Bowl)



INDIVIDUAL RECORDS

(Regular Season Only)

RUSHING

Attempted—

Game: A7, Steve Harris vs. Northwest Missouri St. (1984)

Season: 275, Steve Harris (1984)

Career: 750, Jeff Stovall (1993-96)

Yards Gained Rushing—

Game: 382, Kelly Ellis vs. Western Illinois (1979)**

Season: 1,131, Steve Harris (1984)

Career: 3,452, Jeff Stovall (1993-96)

Rushing TDs—

Game: 4, Art Landau vs. Morningside (1953); Randy Schultz vs. South Dakota (1965); Terry Allen vs. Nebraska-Omaha (1976); Kelly Ellis vs. South Dakota (1977); Terry Allen vs. North Dakota (1978); Adam Bengé vs. Youngstown State (1998)

Season: 16, Jeff Stovall (1993)

Career: 43, Jeff Stovall (1993-96)

Longest TD Run—

98, Arnold Paulsen vs. Augustana (1951)

Longest Running Play from Scrimmage—

98, Arnold Paulsen vs. Augustana (1951)

PASSING

Attempted—

Game: 49, Ryan Helming vs. Southern Illinois (1998)

Season: 367, Steve Sandon (1981)

Career: 943, Mike Smith (1984-87)

Consecutive Games with TD Pass—

Individual: 13, Steve Sandon (1980-81)

Longest TD Pass—

99, Jay Johnson to Kenny Shedd (vs. Oklahoma State, 1990)

TD Passes Thrown—

Game: 6, Mike Smith vs. McNeese State (1986)

Season: 27, Mike Smith (1986)

Career: 58, Mike Smith (1984-87)

Passes Had Intercepted—

Game: 6, Al Wichtendahl vs. Augustana (1970)

Season: 26, Steve Sandon (1981)

Career: 60, Steve Sandon (1978-81)

Yards Gained Passing—

Game: 413, Mike Smith vs. McNeese State (1986)

Season: 3,125, Mike Smith (1986)

Career: 8,219, Mike Smith (1984-87)

Most Yards Passing as—

Freshman: 726, Mike Smith (1984)

Sophomore: 2,894, Mike Smith (1985)

Junior: 3,125, Mike Smith (1986)

Senior: 2,700, Steve Sandon (1981)

TOTAL OFFENSE

Total Attempts—

Game: 56, Ryan Helming vs. Southern Illinois (1998)

Season: 411, Shane Fortney (1997)

Career: 1,163, Mike Smith (1984-87)

Yards Gained—

Game: 448, Mike Smith vs. McNeese State (1986)

Season: 3,114, Mike Smith (1986)

Career: 8,145, Mike Smith (1984-87)

RECEPTIONS

Passes Caught—

Game: 12, Dick Beetsch vs. Drake (1953); Eddie Berlin vs. Southern Illinois (1998)

Season: 86, Mike Furrey (1998)

Career: 176, Dedric Ward (1993-96)

Yards Gained Passes Caught—

Game: 247, Dedric Ward vs. Illinois State (1996)

Season: 1,291, Mike Furrey (1997)

Career: 3,876, Dedric Ward (1993-96)

Longest Reception—

99, Jay Johnson to Kenny Shedd (1990, vs. Oklahoma State)

TD Passes Caught—

Game: 4, Dick Beetsch vs. South Dakota (1954); Dedric Ward vs. Western Illinois (1995)

Season: 15, Ken Harvey (1981)

Career: 41, Dedric Ward (1993-96)

Consecutive Games Reception TDs—

7, Dedric Ward (1994-95)

SCORING

TDs Scored—

Game: 4, Randy Schultz vs. South Dakota (1965); Dick Beetsch vs. South Dakota (1954); Art Landau vs. Morningside (1953); Terry Allen vs. Nebraska-Omaha (1976); Kelly Ellis vs. South Dakota (1977); Terry Allen vs. North Dakota (1978); Dedric Ward vs. Western Illinois (1995); Adam Bengé vs. Youngstown State (1998)

Season: 17, Jeff Stovall (1993)

Career: 44, Jeff Stovall (1993-96)

PATs Scored—

Game: 11, Doug Jackson vs. Wayne State (1988)

Season: 40, Brian Mitchell (1991)

Career: 101, Brian Mitchell (1989-91)

Consecutive PATs Scored—

101, Brian Mitchell (1989-91)

Points Scored—

Game: 24, Randy Schultz vs. South Dakota (1965); Dick Beetsch vs. South Dakota (1954); Art Landau vs. Morningside (1953); Terry Allen vs. Nebraska-

Omaha (1976); vs. North Dakota (1978); Kelly Ellis vs. South Dakota State (1977); Dedric Ward vs. Western Illinois (1995); Adam Bengé vs. Youngstown State (1998)

Season: 109, Brian Mitchell (1990)

Career: 278, Brian Mitchell (1989-91)

Consecutive Games Scoring Points—

33, Brian Mitchell (1989-91)

Most Points Scored by a Kicker—

Game: 18, Brian Mitchell (vs. Idaho, 1991)

Season: 109, Brian Mitchell (1990)

Career: 278, Brian Mitchell (1989-91)

Most Points Scored by Kicking Per Game, Season—

9.9, Brian Mitchell (1990)**

FIELD GOALS

Longest Field Goal—

57, Brian Mitchell (Illinois State, 1991)

Field Goals Attempted—

Game: 5, Gene Dietrich vs. South Dakota (1971); Brian Mitchell vs. Idaho (1991)

Season: 30, Mike Molstead (1984)

Field Goals Made—

Game: 5, Brian Mitchell vs. Idaho (1991)

Season: 26, Brian Mitchell (1990)**

Career: 59, Brian Mitchell (1989-91)

Consecutive Field Goals Made—

Season: 21, Brian Mitchell (1990)**

Career: 26, Brian Mitchell (1990-91)

Highest Percentage Field Goals Made, Season—

.96, Brian Mitchell (1990)**

Highest Percentage Field Goals Made Under 40 Yards, Season—

100, Brian Mitchell (1990)**; Scott Obermeier (1992)

Most Times Kicking Three Field Goals in a Game, Season—

7, Brian Mitchell (1990)**

Most Times Kicking Two or More Field Goals in a Game, Season—

10, Brian Mitchell (1990)**

PUNTING

Punting Average—

Game: 51.0, Clay Netusil vs. Central Missouri State (1984)

Season: 43.1, Mike Johnson (1983); Clay Netusil (1986)

Most Punts—

Game: 13, Clay Netusil vs. Youngstown State (1984)

Season: 79, Mike Johnson (1982)

Career: 207, Mike Johnson (1980-83)

Most Punt Yardage—

Season: 3,000, Mike Johnson (1982)

Career: 8,169, Mike Johnson (1980-83)

Longest Punt—

76, Tim Mosley vs. Indiana State (1992)

RETURNS

Pass Interceptions—

Game: 3, Nelson Converse vs. Morningside (1972); Randy Junkman vs. Augustana (1971); Lynn King vs. Augustana (1966); Bruce Montgomery vs. North Dakota (1964); Dave Cox vs. South Dakota (1960); Leo Kagan vs. Northeast Missouri State (1939); Nick Maragos vs. Morningside (1975); Mike Smiley vs. Eastern Illinois (1979); Tyree Talton vs. Iowa (1995)

Season: 8, Bill Smith (1967); Willie Beamon (1990)

Career: 20, Mike Woodley (1970-73)

Yards, Intercepted Passes—

Game: 110, Willie Beamon (vs. Eastern Illinois, 1989)

Season: 169, Tyree Talton (1996)

Career: 268, Tyree Talton (1995-98)

Longest Interception Return—

100, Moses Aimable (vs. Western Illinois, 1985)

Longest Kickoff Return—

100, Ben McCabe vs. Coe (1939-TD); Craig Nordlie vs. Drake (1981-TD)

Most Kickoff Return Yards—

Game: 197, Tyree Talton (vs. Iowa State, 1996)

Season: 835, Wes Anderson (1988)

Career: 1,999, Tyree Talton (1995-98)

Longest Punt Return—

93, Joe Fuller vs. Wisconsin-Whitewater (1984)

Most Punt Return Yards—

Game: 131, Milo Popovic (vs. Wayne State, 1988)

Season: 525, Milo Popovic (1989)

Career: 1,072, Kenny Shedd (1989-92)

TACKLES

Total Tackles—

Game: 23, Marcus Easter vs. Iowa State (1996)

Season: 133, Matt Pedersen (1998)

Total Sacks—

Game: 4, Matt Pedersen vs. Indiana State (1997)

Season: 15, William Freeney (1992)

**Led nation in category

TEAM RECORDS



(Regular Season Only)

Rushing Attempts—

Game: 79 vs. North Dakota (1951)
Season: 624 (1976)

Fewest Rushes Allowed—

11 vs. Western Illinois (1987)

Net Yards Rushing—

Game: 636 vs. Augustana (1951)
Season: 2,760 (1976)

TDs Scored Rushing—

Game: 10 vs. Augustana (1951)
Season: 29 (1964)

First Downs Rushing—

Game: 22 vs. Morgan State (1988); vs. Southern Illinois (1992)
Season: 142 (1964)

Passes Attempted—

Game: 58 vs. Montana State (1986)
Season: 393 (1998)

Passes Completed—

Game: 33 vs. Indiana State (1998)
Season: 236 (1998)

Passes Intercepted—

Game: 7 vs. North Dakota (1970); vs. Montana State (1986)
Season: 31 (1970)

Net Yards Passing—

Game: 429 vs. Montana State (1986)
Season: 3,426 (1986)

TDs Scored Passing—

Game: 6 vs. McNeese State (1986); vs. Winona State (1998)
Season: 29 (1986)

Consecutive Games With TD Pass—

16, 1980-82 (Steve Sandon, Larry Miller)

First Downs Passing—

Game: 20 vs. Montana State (1986)
Season: 139 (1986, 1998)

Total Offense Attempts—

Game: 103 vs. Western Illinois (1987)
Season: 872 (1985)

Net Yards Total Offense—

Game: 726 vs. Evansville (1980)
Season: 5,213 (1986)

Total First Downs—

Game: 33 vs. Augustana (1977); vs. Western Illinois (1987)
Season: 254 (1986)

Most Victories, Season—

10 (1985, 1991, 1992, 1996)

Most Consecutive Wins (Reg. Season)—

16 (1991-92)

Consecutive Conference Wins—

31 (North Central Conference), Nov. 4, 1939-Oct. 8, 1949

Most All-Time Consecutive Wins Over an Opponent in a Series—

9, vs. Augustana (SD) (1947-55, 1960-68); vs. Morningside (1959-67); vs. North Dakota (1947-55); vs. South Dakota State (1964-72)

Most Consecutive CURRENT Wins Over an Opponent in a Series—

8, vs. Indiana State

All-Time Home Winning Streak In Regular-Season Games—

29, Sept. 23, 1989-Sept. 17, 1994

Most Losses, Season—

9 (1978)

Most Consecutive Losses—

7 (1916, 1968-69)

Most Ties, Season—

3 (1928, 1937)

Consecutive 1-AA Poll Rankings—

96, Sept. 24, 1990-Nov. 9, 1997

Points Scored—

Game: 82 vs. Wisconsin-Platteville (1915, 82-0)
Season: 384 (1996, 11 games)

Points Scored Against—

Game: 95 vs. Iowa State (1914, 95-0)
Season: 339 (1987, 11 games)

Most Points Scored, Second Half—

49 vs. Wisconsin-Whitewater (1984)

Most Field Goals Made Per Game—

2.4 (1990, 26 made)

Fumbles in a Game—

9 vs. Southern Illinois (1983)

Fumbles Lost in a Game—

6 vs. Southern Illinois (1983)

Interceptions Made—

Game: 7 vs. South Dakota (1960)
Season: 27 (1975)

Most Punt Returns, Game—

12 vs. Youngstown State (1984)

HIGHEST SCORING GAMES

(Both Teams)

Pts.	Opponent	Yr.	W/L	Score
137	Coe	1899	L	57-80
96	Evansville	1980	W	63-33
95	Iowa	1914	L	0-95
93	McNeese St.	1986	W	55-38
88	Youngstown St.	1981	W	45-43
87	Wyoming	1993	L	42-45
86	Southern Utah	1997	W	53-33
84	Illinois State	1997	W	50-34
82	UW-Platteville	1915	W	82-0
81	Iowa Training	1904	W	76-5
81	South Dakota St.	1952	W	47-34
80	Upper Iowa	1900	L	12-68
80	UW-Whitewater	1984	W	73-7
78	Nevada-Las Vegas	1975	L	30-48
77	Wayne St. (NE)	1988	W	77-0
77	Iowa St.	1987	L	38-39
76	Youngstown St.	1985	W	50-26
75	Coe	1904	W	75-0
74	Augustana	1951	W	67-7
73	Winona St.	1998	W	66-7
73	Morgan St.	1988	W	59-14
73	Idaho	1981	L	14-59
71	Dubuque	1919	W	71-0
71	South Dakota St.	1953	L	19-52
71	Montana St.	1986	L	25-46
70	NE Missouri St.	1956	W	44-26
70	Western Kentucky	1991	W	49-21
70	Indiana State	1991	W	49-21

MARGINS OF DEFEAT

Mar.	Opponent	Year	Score
95	Iowa	1914	0-95
68	Iowa	1900	0-68
66	Iowa	1997	0-66
58	North Dakota St.	1977	0-58
58	Iowa	1902	5-63
56	Upper Iowa	1900	12-68
52	Iowa St.	1902	0-52
50	Drake	1900	0-50
49	Coe	1918	3-52
49	Pitt	1988	10-59
47	Drake	1945	6-53
45	Idaho	1981	14-59
42	Lennox	1896	0-42
42	Iowa	1913	3-45
42	North Dakota St.	1972	0-42

MARGINS OF VICTORY

Mar.	Opponent	Year	Score
82	UW-Platteville	1915	82-0
77	Wayne St. (NE)	1988	77-0
75	Coe	1904	75-0
71	Iowa Training	1904	76-5
71	Dubuque	1919	71-0
66	UW-Whitewater	1984	73-7
63	Lennox	1910	63-0
59	Winona St.	1998	66-7
56	Waterloo HS	1897	56-0
56	Ellsworth JC	1921	56-0
55	Lennox	1903	55-0
54	Fairbank HS	1908	54-0
51	Ellsworth JC	1919	51-0
50	Augustana	1954	50-0
50	Morgan St.	1991	56-6

49	Augustana	1949	49-0
49	Augustana	1964	49-0
48	Moorhead State	1993	48-0
48	Nebraska-Omaha	1942	48-0
48	Iowa Wesleyan	1924	54-6
47	Augustana	1952	47-0
46	Drake	1946	46-0
46	Montana St.	1987	53-7
45	Western Illinois	1987	52-7
45	Simpson	1940	52-7
45	North Dakota St.	1941	51-6
45	Morgan St.	1988	59-14
45	Lock Haven	1995	55-10
45	Winona St.	1995	48-3

TOP ATTENDANCE FIGURES (Since 1976)

In the UNI-Dome

- 16,324 vs. Southwest Missouri St. (1990); vs. Idaho (1992); vs. Southwest Missouri St. (1992); vs. Southern Illinois (1993); vs. McNeese State (1994); vs. Illinois State (1994); vs. Idaho (1995)
- 15,476 vs. Western Illinois (1996)
- 15,429 vs. Indiana State (1991)
- 15,383 vs. Western Illinois (1994)
- 15,100 vs. North Dakota St. (1976)
- 15,086 vs. Illinois St. (1992)
- 14,920 vs. Indiana St. (1988)
- 14,727 vs. Southwest Missouri St. (1996)
- 14,692 vs. McNeese St. (1996)
- 14,689 vs. Illinois St. (1990)
- 14,552 vs. Western Illinois (1992)
- 14,522 vs. Illinois State (1996)
- 14,431 vs. Indiana State (1993)

On the Road

- 70,397 at Iowa (1995)
- 66,325 at Iowa (1997)
- 50,120 at Minnesota (1987)
- 46,515 at Iowa St. (1987)
- 46,219 at Iowa St. (1988)
- 45,647 at Iowa St. (1990)
- 40,646 at Iowa St. (1992)
- 40,294 at Iowa St. (1994)
- 40,122 at Iowa St. (1996)
- 36,300 at Oklahoma St. (1990)
- 35,755 at Pittsburgh (1988)
- 28,820 at Kansas St. (1986)
- 28,275 at Kansas St. (1989)
- 19,572 at McNeese St. (1993)

Overall

- 70,397 at Iowa (1995)
- 66,325 at Iowa (1997)
- 50,120 at Minnesota (1987)
- 46,515 at Iowa St. (1987)
- 46,219 at Iowa St. (1988)
- 45,647 at Iowa St. (1990)
- 40,646 at Iowa St. (1992)
- 40,295 at Iowa St. (1994)
- 40,122 at Iowa St. (1996)
- 36,300 at Oklahoma St. (1990)
- 35,755 at Pittsburgh (1988)
- 28,820 at Kansas St. (1986)
- 28,275 at Kansas St. (1989)
- 19,572 at McNeese St. (1993)





ANNUAL TEAM YARDAGE

OFFENSE

YEAR	RUSHING YARDS	RUSH Y/GAME	PASSING YARDS	PASS Y/GAME	TOTAL YARDS
1998	1704	154.9	2981	271.0	4685
1997	1581	143.7	2881	261.9	4462
1996	2038	145.6	3607	257.6	5645
1995	1715	131.9	3223	247.9	4938
1994	1804	150.3	2525	210.4	4329
1993	1986	136.3	3116	259.7	4751
1992	2148	123.8	3006	214.7	4739
1991	2256	173.5	2728	209.9	4984
1990	1217	101.4	3070	255.8	4287
1989	1259	114.5	2163	196.6	3422
1988	2538	204.0	1702	154.7	3946
1987	2340	167.1	3661	261.5	6001
1986	1787	162.5	3426	311.5	5213
1985	2622	201.7	3205	246.5	5827
1984	1583	143.9	2714	246.7	4297
1983	1210	110.0	2231	202.8	3441
1982	1243	113.0	1915	174.1	3158
1981	964	87.6	2710	246.4	3674
1980	1649	149.9	2904	264.0	4553
1979	1795	163.2	820	74.5	2615
1978	1751	159.2	1289	117.2	3040
1977	2463	223.9	1317	119.7	3780
1976	2760	250.9	1131	102.8	3891
1975	2366	197.2	1793	149.4	4159
1974	2250	225.0	1750	175.0	4000
1973	1794	179.4	1303	130.3	3097
1972	1728	172.8	867	86.7	2595
1971	781	86.8	850	94.4	1643
1970	1048	104.8	992	99.2	2040
1969	1463	146.3	1905	190.5	3368
1968	1553	155.3	1800	180.0	3353
1967	1530	153.0	1226	122.6	2756
1966	1262	140.2	1097	121.9	2359
1965	1478	164.2	789	87.7	2267
1964	2632	239.3	960	87.3	3592
1963	2077	230.8	655	72.8	2732
1962	2260	251.1	511	56.8	2771
1961	2276	252.9	791	87.9	3067
1960	1979	197.9	1222	122.2	3201
1959	2027	225.2	548	60.9	2575
1958	1400	155.6	856	95.1	2256
1957	2064	258.0	366	45.8	2430
1956	2054	256.8	467	58.4	2521
1955	2202	244.7	680	75.6	2882
1954	1414	176.8	1649	206.1	3063

DEFENSE

YEAR	RUSHING YARDS	RUSH Y/GAME	PASSING YARDS	PASS Y/GAME	TOTAL YARDS
1998	1449	131.7	2190	199.1	3639
1997	2212	201.1	2298	208.9	4510
1996	2560	182.9	2488	177.7	5048
1995	1845	141.9	2281	175.5	4126
1994	1526	127.2	2212	184.3	3738
1993	2388	162.4	1661	138.4	3610
1992	2282	122.6	2171	155.1	3887
1991	1967	113.6	2095	161.2	3572
1990	1912	122.0	2496	208.0	3960
1989	1984	145.4	1643	149.4	3242
1988	1639	115.5	1937	176.1	3207
1987	2522	180.1	2456	175.4	4978
1986	1372	124.7	2021	183.7	3393
1985	1464	112.6	2612	200.9	4076
1984	704	64.0	2063	187.5	2767
1983	1346	122.4	1874	170.4	3220
1982	1673	152.1	2089	189.9	3762
1981	2371	215.5	1699	154.5	4070
1980	1137	103.4	1742	158.4	2879
1979	1748	158.9	1701	154.6	3449
1978	2352	213.8	1604	145.8	3956
1977	2335	212.3	1802	163.8	4137
1976	1314	119.5	1954	177.6	3793
1975	2296	191.3	1235	102.9	3531
1974	2653	265.3	1046	104.6	3699
1973	1845	184.5	1003	100.3	2848
1972	1731	173.1	1562	156.2	3293
1971	1258	139.8	797	88.6	2103
1970	2203	220.3	1337	133.7	3540
1969	2062	206.2	1202	120.2	3264
1968	1591	159.1	1135	113.5	2726
1967	1209	120.9	1100	110.0	2309
1966	1473	163.7	1074	119.3	2547
1965	1069	118.8	1067	118.6	2136
1964	888	80.7	985	89.5	1873
1963	1351	150.1	667	74.1	2018
1962	960	106.7	913	101.4	1873
1962	1027	114.1	763	84.8	1790
1962	1445	144.5	806	80.6	2251
1959	1305	145.0	733	81.4	2038
1958	1768	196.4	452	50.2	2220
1957	1466	183.3	883	110.4	2340
1956	1401	175.1	852	106.5	2253
1955	1493	165.9	581	64.6	2074
1954	1372	171.5	759	94.9	2131

ANNUAL CHAMPIONS



MOSES

RUSHING (1949-1998)

YEAR	PLAYER	ATT.	YDS.	AVG.	TD
1998	Steve Jenkins	174	829	4.8	6
1997	Terry Hollimon	200	864	4.3	10
1996	Jeff Stovall	258	1105	4.3	15
1995	Jeff Stovall	173	716	4.1	7
1994	Jeff Stovall	176	823	4.7	8
1993	Jeff Stovall	266	1191	4.5	16
1992	Tank Corner	240	903	3.8	6
1991	Tank Corner	172	873	5.1	5
1990	Mike Schulte	151	642	4.3	0
1989	Steve Hougom	152	618	4.1	4
1988	Woody Wright	159	599	3.8	4
1987	Carl Boyd	253	1223	4.8	12
1986	Errol Peebles	147	747	5.1	6
1985	Carl Boyd	288	1258	4.4	17
1984	Steve Harris	275	1131	4.1	9
1983	Chris Miliner	134	530	4.0	7
1982	Chris Miliner	115	455	4.0	3
1981	Davey Lewis	176	654	3.7	5
1980	Chris Miliner	163	899	5.5	5
1979	Kelly Ellis	228	1093	4.8	3
1978	Kelly Ellis	189	742	3.9	4
1977	Kelly Ellis	157	853	5.4	10
1976	Neal Moses	167	1010	6.0	6
1975	Tom Scalissi	241	1104	4.6	6
1974	Pat Batten	184	1013	5.5	12
1973	Pat Batten	133	645	4.9	0
1972	Scott Swartzendruber	144	547	3.8	7
1971	Jerry Roling	160	388	2.2	5
1970	Roger Jones	127	404	3.2	5
1969	Roger Jones	160	676	4.2	5
1968	Dennis Kettner	186	826	4.4	8
1967	Ralph Thomsen	186	776	4.1	8
1966	Terry Fox	140	620	4.4	X
1965	Randy Schultz	210	909	4.3	X
1964	Randy Schultz	236	1072	4.5	X
1963	Randy Schultz	142	827	5.8	X
1962	Dan Boals	182	1039	5.7	X
1961	Dan Boals	162	1003	6.2	X
1960	Warren Hansen	124	602	4.9	X
1959	Max Huffman	93	489	5.3	X
1958	Max Huffman	66	400	6.1	X
1957	Lew Roberts	96	514	5.4	X
1956	Ron Brinkley	129	626	4.8	X
1955	Larry Bitcon	138	639	4.6	X
1954	Larry Bitcon	65	301	4.6	X
1953	Arthur Landau	157	676	4.3	X
1951	Leland Crew	71	418	5.9	X
1950	Bud Fisher	132	873	6.6	X
1949	Bud Rainbow	99	361	3.7	X

(x-Statistic Unavailable)

ALL-TIME RUSHING LEADERS

Game	
1. Kelly Ellis vs. Western Illinois, 1979	382
2. Steve Harris vs. NW Missouri St., 1984	275
3. Tank Corner vs. Southern Illinois, 1992	254
4. Randy Schultz vs. South Dakota St., 1963	253
5. Jeff Stovall vs. Southern Illinois, 1996	248
6. Chris Miliner vs. Evansville, 1980	221
7. Wes Anderson vs. Wayne State, 1988	219
8. Dan Boals vs. North Dakota, 1961	208
9. Chris Miliner vs. Arkansas Tech, 1980	205
10. Carl Boyd vs. Delaware State, 1985	203
11. Carl Boyd vs. Eastern Illinois, 1987	195

1,000-YARD RUSHERS

(Since 1949. Includes playoff games)

1. 1,258, Carl Boyd (1988)	2. 1,223, Carl Boyd (1987)
3. 1,191, Jeff Stovall (1993)	4. 1,131, Steve Harris (1984)
5. 1,105, Jeff Stovall (1996)	6. 1,104, Tom Scalissi (1975)
7. 1,093, Kelly Ellis (1979)	8. 1,072, Randy Schultz (1964)
9. 1,039, Dan Boals (1962)	10. 1,013, Pat Batten (1974)
11. 1,010, Neal Moses (1976)	12. 1,003, Dan Boals (1961)



SANDON

PASSING (1949-1998)

YEAR	PLAYER	ATT.	COM.	YDS.	INT.	TD
1998	Ryan Helming	310	190	2475	6	16
1997	Shane Fortney	349	180	2558	12	16
1996	Steve Beard	360	197	3433	12	26
1995	Chris Berg	258	146	2751	8	23
1994	Brett O'Donnell	325	177	2417	12	12
1993	Kurt Warner	296	173	2747	14	17
1992	Jay Johnson	336	175	2937	14	23
1991	Jay Johnson	290	159	2399	7	20
1990	Jay Johnson	320	163	2929	13	15
1989	Ken Macklin	255	139	2046	15	15
1988	Ken Macklin	217	116	1415	11	5
1987	Mike Smith	386	228	2859	15	23
1986	Mike Smith	303	190	3125	16	27
1985	Mike Smith	358	205	2894	15	18
1984	Larry Miller	276	147	1988	12	18
1983	Larry Miller	287	145	1862	15	10
1982	Larry Miller	257	142	1767	9	12
1981	Steve Sandon	367	219	2700	26	24
1980	Steve Sandon	334	186	2761	19	22
1979	Steve Sandon	168	79	797	13	2
1978	Terry Allen	211	79	1113	18	12
1977	Terry Allen	115	50	970	7	5
1976	Terry Allen	188	83	1119	12	8
1975	Bill Salmon	236	111	1773	12	18
1974	Bill Salmon	180	80	1699	9	11
1973	Bill Salmon	140	50	963	14	5
1972	Jim O'Donnell	84	32	460	10	4
1971	Al Wichtendahl	175	66	774	8	5
1970	Gary Weber	113	41	578	11	3
1969	Bill Raun	290	128	1818	23	10
1968	Phil Schooley	301	148	1745	12	12
1967	Phil Schooley	261	112	1193	11	5
1966	Ed Mulholland	115	47	537	6	1
1965	Dick Olin	108	45	705	8	6
1964	Rich Oliphant	91	59	893	5	6
1963	Rich Oliphant	60	28	302	1	3
	Dick Lange	66	25	315	7	0
1962	Dave Cox	83	43	464	7	4
1961	Dave Cox	99	47	738	7	14
1960	Jerry Morgan	160	72	1130	5	10
1959	Jerry Morgan	41	15	273	6	2



ANNUAL CHAMPIONS

1958	Jim Damron	50	16	240	7	1
	Jim Damron	116	45	663	5	5
1957	Tom Murphy	30	14	232	2	2
1956	Ron Brinkley	70	30	400	5	6
1955	Olke Isaak	86	39	632	2	7
1954	Ralph Capitani	173	81	1358	12	10
1953	Ralph Capitani	208	97	1444	15	13
1951	Bud Rainbow	35	13	316	9	1
1950	Bud Rainbow	75	34	507	10	2
1949	Bud Rainbow	39	18	352	2	3

1951	Leland Crew	6	198	33.0	1
1950	Don Prior	13	189	14.5	0
1949	Stan Brown	9	261	29.0	3



HODAM

SCORING (1949-1998)

YEAR	PLAYER	TD	PAT	FG	PTS.
1998	Mike Furrey	10	0	0	60
1997	Terry Hollimon	10	0	0	60
1996	Dedric Ward	19	0	0	114
1995	Dedric Ward	15	0	0	90
1994	Matt Waller	0	24	17	75
1993	Jeff Stovall	17	0	0	102
1992	Scott Obermeier	0	43	18	97
1991	Brian Mitchell	0	46	22	112
1990	Brian Mitchell	0	31	27	112
1989	Brian Mitchell	0	30	14	72
1988	Doug Jackson	0	31	9	58
1987	Carl Boyd	18	0	0	108
1986	Brian Baker	10	2	0	62
1985	Carl Boyd	19	2	0	116
1984	Mike Molstead	0	36	17	87
1983	Mike Molstead	0	17	15	62
1982	Steve Schonert	0	39	13	78
1981	Ken Harvey	15	2	0	92
1980	Steve Schonert	0	39	13	78
1979	Mark Fullbright	8	2	0	50
1978	Terry Allen	10	0	0	60
1977	Kelly Ellis	10	0	0	60
1976	Terry Allen	14	0	0	84
1975	Dave Schooley	11	2	0	68
1974	Pat Batten	12	0	0	72
1973	Dave Hodam	6	0	0	36
1972	Scott Swartzendruber	7	2	0	44
1971	Jerry Roling	5	0	0	30
1970	Gene Dietrich	0	10	7	31
1969	Gene Dietrich	0	22	6	40
1968	Dennis Kettner	8	2	0	50
1967	Ralph Thomsen	8	0	0	48
1966	Terry Fox	5	0	0	30
1965	Randy Schultz	10	0	0	60
1964	Bruce Montgomery	13	0	0	78
1963	Larry Thompson	7	12	2	60
1962	Dan Boals	12	18	0	90
1961	Dan Boals	10	19	0	79
1960	Warren Hansen	8	0	0	48
1959	Allee Nowden	5	2	0	32
1958	Max Huffman	5	10	0	40
1957	Lew Roberts	8	0	0	48
1956	Pat Halligan	7	0	0	42
1955	Larry Bitcon	12	0	0	72
1954	Dick Beetsch	11	0	0	66
1953	Arthur Landau	14	0	0	84
1951	Pat Halligan	6	0	0	36
1950	Bud Rainbow	9	0	0	54
1949	Paul DeVan	7	0	0	42



GORÉE

RECEIVING (by receptions) (1949-1998)


YEAR	PLAYER	NO.	YDS.	AVG.	TD
1998	Mike Furrey	86	1074	12.5	10
1997	Mike Furrey	82	1291	15.7	7
1996	Dedric Ward	70	1556	22.2	17
1995	Dedric Ward	50	1283	25.7	15
1994	Dedric Ward	60	1083	18.1	9
1993	Tim Mosley	47	956	20.3	9
1992	Chris Nuss	44	547	12.4	5
1991	Mike Schulte	35	333	9.5	3
1990	Chris Nuss	31	502	16.2	2
1989	Milo Popovic	36	526	14.6	9
1988	Woody Wright	40	447	11.2	3
1987	Wes Anderson	71	791	11.1	5
1986	Carl Boyd	52	893	17.2	5
1985	Scott Francke	50	810	16.2	5
1984	Martin Bruder	41	662	16.1	6
1983	James Hutchings	43	580	13.5	1
1982	Darryl Goree	25	478	19.1	4
1981	Ken Harvey	78	1161	14.9	15
1980	Ken Harvey	51	935	18.3	6
1979	Kenny McNeail	29	330	11.4	1
1978	Ron Hadley	25	358	14.3	0
1977	Mark Hendrickson	22	334	15.2	1
1976	Rick Ver Huel	34	459	13.5	4
1975	Dave Schooley	43	814	18.9	11
1974	Dave Schooley	35	892	15.5	9
1973	Dave Schooley	22	483	22.0	4
1972	Bruce Dinnebir	12	186	15.5	0
1971	Larry Skartvedt	35	469	13.4	3
1970	Larry Skartvedt	30	488	16.3	2
1969	Randy Ruisch	39	455	11.4	2
1968	Marv Johnson	48	586	12.2	7
1967	Marv Johnson	32	403	12.5	1
1966	Terry Fox	30	439	14.6	3
1965	Ted McPherson	16	228	14.2	1
1964	Del Hammond	17	242	14.2	2
1963	Larry Thompson	22	221	10.0	1
1962	Larry Thompson	13	142	10.9	1
1961	Howard Becker	16	299	18.6	4
1960	John Raffensperger	23	378	16.4	2
1959	Greg Bice	7	135	19.2	X
	Dean Hartman	7	122	17.4	X
1958	Bobby Hahn	18	202	11.2	2
1957	Lew Roberts	5	132	26.4	1
1956	Larry Sabus	7	80	11.4	2
1955	Dick Beetsch	15	342	22.8	6
1954	Dick Beetsch	40	741	18.5	11
1953	Dick Beetsch	54	837	15.5	9

ANNUAL CHAMPIONS



MOLSTEAD

KICK-SCORING (1949-1998)



MILLER

TOTAL OFFENSE (1949-1998)

YEAR	PLAYER	PAT	FG	PTS.
1998	Julio Guzman	32-34	8-13	56
1997	Julio Guzman	25-34	9-15	52
1996	Matt Waller	50-53	17-24	101
1995	Matt Waller	30-34	10-20	60
1994	Matt Waller	24-26	17-27	75
1993	Scott Obermeier	35-39	12-21	71
1992	Scott Obermeier	43-44	18-23	97
1991	Brian Mitchell	46-46	22-28	112
1990	Brian Mitchell	31-31	27-28	112
1989	Brian Mitchell	30-30	14-19	72
1988	Doug Jackson	31-32	9-13	58
1987	Kevin Mote	30-31	6-8	48
1986	Kevin Mote	22-25	7-12	43
1985	Mike Angell	29-33	15-22	74
1984	Mike Molstead	36-38	17-30	87
1983	Mike Molstead	17-22	15-21	62
1982	Steve Schonert	19-20	7-14	40
1981	Steve Schonert	29-32	6-13	47
1980	Steve Schonert	39-40	13-20	78
1979	Terry Lang	17-18	7-8	38
1978	Terry Lang	17-18	7-8	38
1977	Mark Whitver	21-24	3-4	30
1976	Mark Whitver	26-31	6-8	44
1975	Jim Fransen	33-35	3-6	42
1974	Kriss Smith	30-34	2-8	36
1973	Kriss Smith	15-16	5-11	30
1972	Herb McNeil	9-10	0-2	9
1971	Gene Dietrich	10-10	4-15	22
1970	Gene Dietrich	10-12	7-10	31
1969	Gene Dietrich	22-X	6-12	40
1968	Dick Klaudt	22-X	1-X	25
1967	Bill Kovacevich	12-X	6-X	30
1966	Jerry Malloy	5-X	4-X	17
1965	Doug Korver	20-23	0-0	20
1964	Sid Sickles	15-X	1-X	18
1963	Larry Thompson	10-X	2-X	16
1962	Dan Boals	18-X	0-0	18
1961	Dan Boals	19-X	0	19
1960	Jerry Morgan	17-X	0	17
1955	Frank Sovich	18-33	0	18
1954	Larry Bitcon	12-21	0	12
1953	James Wachenheim	22-X	0	22
1951	James Wachenheim	18-26	0	18
1950	Don Prior	11-X	0	11
1949	Dick Skain	20-X	0	20

YEAR	PLAYER	PLAYS	RUSH	PASS	TOTAL
1998	Ryan Helming	368	10	2475	2485
1997	Shane Fortney	411	97	2558	2655
1996	Steve Beard	409	-30	3433	3403
1995	Chris Berg	328	-231	2751	2520
1994	Brett O'Donnell	385	-68	2417	2349
1993	Kurt Warner	354	-144	2747	2603
1992	Jay Johnson	406	-155	2937	2782
1991	Jay Johnson	367	-16	2399	2383
1990	Jay Johnson	390	-192	2929	2737
1989	Ken Macklin	327	-218	2046	1828
1988	Ken Macklin	286	33	1415	1448
1987	Mike Smith	465	-104	2859	2755
1986	Mike Smith	372	-11	3125	3114
1985	Mike Smith	435	79	2894	2973
1984	Larry Miller	337	-91	1988	1897
1983	Larry Miller	361	-7	1862	1855
1982	Larry Miller	324	-119	1767	1648
1981	Steve Sandon	426	-119	2700	2581
1980	Steve Sandon	388	-121	2761	2640
1979	Kelly Ellis	230	1093	23	1116
1978	Terry Allen	351	226	1113	1339
1977	Terry Allen	217	348	970	1318
1976	Terry Allen	387	656	1119	1775
1975	Bill Salmon	401	335	1773	2108
1974	Bill Salmon	314	458	1699	2157
1973	Bill Salmon	312	224	963	1187
1972	Jim O'Donnell	187	265	460	725
1971	Al Wichtendahl	252	-5	774	669
1970	Gary Weber	180	-25	578	553
1969	Bill Raun	327	-79	1818	1739
1968	Phil Schooley	331	-123	1745	1622
1967	Phil Schooley	306	-95	1193	1148
1966	Terry Fox	151	620	92	712
1965	Randy Schultz	210	909	0	909
1964	Randy Schultz	236	1072	0	1072
1963	Randy Schultz	142	827	0	827
1962	Dan Boals	182	1039	0	1039
1961	Dan Boals	162	1003	0	1003
1960	Jerry Morgan	221	76	1130	1206
1959	Max Huffman	96	489	30	519
1958	Jim Damron	171	61	663	724
1957	Tom Murphy	149	422	232	654
1956	Ron Brinkley	199	626	400	1026
1955	Larry Bitcon	138	639	0	639
1954	Ralph Capitani	252	210	1358	1568
1953	Ralph Capitani	317	311	1444	1755
1951	John Beach	104	387	148	535
1950	Bud Fisher	133	873	21	894
1949	Bud Rainbow	138	361	352	713



ANNUAL CHAMPIONS



JOHNSON

PUNTING (1949-1998)

YEAR	PLAYER	NO.	YDS.	AVG.
1998	Randy Hall	62	2419	39.0
1997	Randy Hall	55	1993	36.2
1996	Justin Urbanek	52	2002	38.5
1995	Justin Urbanek	63	2465	39.1
1994	Ryan Elsbernd	59	2331	39.5
1993	Tim Mosley	35	1489	42.5
1992	Tim Mosley	78	3322	42.6
1991	Tim Mosley	63	2474	39.3
1990	Dan Rush	67	2673	39.9
1989	Dan Rush	69	2615	37.9
1988	Doug Jackson	35	1442	41.2
1987	Doug Jackson	30	1171	39.0
1986	Clay Netusil	47	2026	43.1
1985	Clay Netusil	67	2752	41.1
1984	Clay Netusil	54	2264	41.9
1983	Mike Johnson	54	2328	43.1
1982	Mike Johnson	79	3000	38.0
1981	Mike Johnson	65	2475	38.1
1980	Brad Zumbach	43	1730	40.2
1979	Kevin Thorp	65	2346	36.1
1978	Mark Whitver	70	2759	39.4
1977	Mark Whitver	41	1539	37.5
1976	Mark Whitver	59	2383	40.4
1975	Jim Fransen	62	2394	38.6
1974	Jim Fransen	45	1682	37.4
1973	Jim Fransen	64	2517	39.3
1972	Mike Butler	69	2810	40.7
1971	Mike Butler	72	2556	35.5
1970	Mike Butler	65	2562	39.4
1969	Mike Butler	58	2290	39.5
1968	Bob Livingston	66	2345	35.5
1967	Dick Miller	60	2265	37.7
1966	Dick Miller	49	1916	39.0
1965	Steve Wedgbury	50	1609	32.1
1964	Chuck Nolting	23	677	29.4
1962	Dave Cox	41	1353	33.0
1961	Dave Cox	36	1384	38.4
1960	Dave Cox	28	1069	38.2
1959	Jim Damron	23	767	33.4
1958	Jim Damron	34	1172	34.5
1957	Ron Sturch	20	773	38.6
1956	Frank Sovich	19	582	30.6
1955	Larry Bitcon	34	1183	34.8
1954	Ralph Capitani	24	711	29.6
1953	Ralph Capitani	28	862	30.8
1951	Bud Rowray	39	1263	32.4
1950	Jim Miller	38	1395	36.7
1949	Bob Lee	38	1201	31.6



BOALS

KICKOFF RETURNS (by yards) (1950-1998)

YEAR	PLAYER	NO.	YDS.	AVG.	TD
1998	Tyrre Taltan	22	605	27.5	0
1997	Tyrre Taltan	25	604	24.2	0
1996	Tyrre Taltan	27	927	34.3	3
1995	Anthony Taylor	18	455	25.3	0
1994	Anthony Taylor	11	271	24.6	0
1993	Jason McCleary	22	568	25.8	0
1992	Kenny Shedd	16	389	24.3	0
1991	Kenny Shedd	20	481	24.1	0
1990	Kenny Shedd	25	652	26.1	0
1989	Milo Popovic	28	604	21.6	0
1988	Wes Anderson	35	835	23.9	1
1987	Eric White	16	333	20.8	0
1986	Kevin Anderson	24	605	25.2	1
1985	Scott Owens	15	324	21.6	0
1984	Scott Owens	12	244	20.3	0
1983	Mario Sanders	8	193	24.1	0
1982	Steve Harris	17	312	18.4	0
1981	Craig Nordlie	26	569	21.9	1
1980	Craig Nordlie	13	280	21.5	0
1979	Kenny McNeil	16	311	17.9	0
1978	Kelly Ellis	21	427	20.3	0
1977	Kelly Ellis	31	505	16.3	0
1976	Marty Burroughs	11	228	20.7	0
1975	Joe Manigault	12	278	23.1	0
1974	Dave Schooley	20	422	21.1	0
1973	Dave Hodam	10	184	18.4	0
1972	Mike Woodley	13	256	19.7	0
1971	Mike Woodley	11	205	18.6	0
1970	Dave Hodam	16	375	23.4	0
1969	Clarence Rivers	22	395	17.9	0
1968	Tom Pinkham	14	216	15.4	X
1967	Bill Smith	16	357	22.3	0
1966	Lon Scriven	24	408	17.0	X
1965	Terry Fox	12	250	20.8	X
1964	Ron Franz	7	176	25.1	X
1963	Bruce Montgomery	8	250	31.2	X
1962	Larry Thompson	10	170	17.0	X
1961	Larry Thompson	14	210	15.0	X
1960	Dan Boals	13	198	15.2	X
1959	Max Huffman	11	162	14.7	X
1958	Bobby Hahn	13	360	27.7	0
1957	Lew Roberts	11	265	24.0	1
1956	Ron Brinkley	10	264	26.4	0
1954	Larry Bitcon	11	249	22.6	X
1953	Larry Bitcon	12	246	20.5	X
1950	Bud Fisher	17	308	18.1	X

ANNUAL CHAMPIONS



NORDLIE

PUNT RETURNS (by yards) (1950-1998)

YEAR	PLAYER	NO.	YDS.	AVG.	TD
1998	Mike Furrey	20	199	10.0	0
1997	Mike Furrey	9	146	16.2	0
1996	Dedric Ward	15	166	11.1	2
1995	Anthony Taylor	20	98	4.9	0
1994	Jason McCleary	15	129	8.6	0
1993	Jason McCleary	20	234	11.7	1
1992	Kenny Shedd	36	508	14.1	4
1991	Kenny Shedd	30	310	10.3	2
1990	Kenny Shedd	26	300	11.5	1
1989	Milo Popovic	38	525	13.8	2
1988	Milo Popovic	22	265	12.1	0
1987	Wes Anderson	30	264	8.8	0
1986	Chris Klieman	20	128	6.4	0
1985	Joe Fuller	22	211	9.6	0
1984	Joe Fuller	27	346	12.8	1
1983	Joe Fuller	22	344	15.6	1
1982	Craig Nordlie	17	119	7.0	0
1981	Craig Nordlie	22	130	5.9	0
1980	Kenny McNeail	32	146	4.6	0
1979	Kenny McNeail	22	237	10.8	1
1978	Mark Hendrickson	23	106	4.6	0
1977	Mark Hendrickson	14	78	5.5	0
1976	Mark Hendrickson	14	87	6.2	0
	Marty Burroughs	11	87	7.8	0
1975	Joe Manigault	10	66	6.6	0
1974	Jim Thomas	8	48	6.0	0
1973	Mike Woodley	17	96	5.6	0
1972	Mike Woodley	10	172	17.2	0
1971	Mike Woodley	14	142	10.1	0
1970	Larry Skartvedt	8	75	9.4	0
1969	Clarence Rivers	23	177	7.6	0
1968	Tom Pinkham	29	152	5.2	X
1967	Bill Smith	22	240	10.9	1
1966	Lon Scriven	17	114	6.7	X
1965	Randy Schultz	10	87	8.7	X
1964	Rod Franz	18	205	11.3	X
1963	Bruce Montgomery	9	49	5.4	X
	Larry Thompson	14	49	3.4	X
1958	Bobby Hahn	4	157	39.3	1
1957	Max Huffman	5	82	16.4	1
1956	Ron Brinkley	6	60	10.0	0
1954	Larry Bitcon	17	115	6.7	X
1953	Larry Bitcon	17	175	10.3	X
1950	Dick Eisenlauer	6	83	13.8	X



HOFFA

INTERCEPTION RETURNS (by no.) (1950-1998)

YEAR	PLAYER	NO.	YDS.	AVG.	TD
1998	Tyree Talton	2	21	10.5	0
1997	Tyree Talton	3	21	7.0	0
1996	Tyree Talton	9	182	20.2	1

1995	Tyree Talton	8	57	7.1	0
1994	Todd Harrington	4	95	23.8	0
	Jason McCleary	4	53	13.3	0
1993	Todd Harrington	4	2	0.5	0
1992	Willie Beamon	3	34	11.3	0
1991	Simon Nelson	3	23	7.7	0
	Duane Peterson	3	5	1.7	0
	Jason McCleary	3	43	14.3	0
1990	Willie Beamon	8	72	9.0	1
1989	Chris Klieman	6	98	16.3	1
1988	Duane Petersen	5	71	14.2	1
1987	Kevin Anderson	4	44	11.0	0
1986	Mark Hein	3	5	1.7	0
1985	Moses Aimable	5	130	26.0	1
1984	Mark Farley	5	55	11.0	0
	Joe Fuller	5	115	23.0	1
1983	Charles Jenkins	3	29	9.7	0
1982	Mark Wilson	3	31	10.3	0
	Markel Oden	3	40	13.3	0
1981	Don Stewart	7	58	8.3	0
1980	John Root	7	66	9.4	1
1979	Mike Smiley	5	104	34.7	1
1978	Kevin Coughlin	3	26	8.7	0
1977	Kevin Coughlin	3	38	12.6	0
	Randy Hoffa	3	30	10.0	0
1976	Nick Maragos	7	35	5.0	0
1975	Nick Maragos	7	59	8.4	1
1974	Jim Thomas	2	87	43.5	1
	Nick Maragos	2	82	41.0	1
	Doug Jones	2	20	10.0	0
1973	Mike Woodley	7	74	10.6	0
1972	Jerry Ward	5	73	14.6	1
	Mike Woodley	5	60	12.0	0
	Nelson Converse	5	43	8.6	0
1971	Mike Woodley	4	81	20.3	0
	Randy Junkman	4	0	0	0
1970	Mike Woodley	4	28	7.0	0
	Randy Junkman	4	28	7.0	0
1969	Jim Luhring	4	26	6.5	0
1968	Bob Livingston	4	57	14.2	0
1967	Bill Smith	8	101	12.6	0
1966	Bill Smith	7	98	14.0	X
1965	Bill Strottman	2	45	22.5	1
	Lynn King	2	19	9.5	0
	Rick Price	2	9	4.5	0
1964	Bruce Montgomery	4	0	0	0
1963	Bruce Montgomery	4	45	11.3	X
1962	Dan Boals	4	63	15.7	X
1961	John Raffensperger	4	26	6.5	X
1960	Jerry Morgan	6	81	13.5	0
1959	Jerry Morgan	4	31	7.8	X
1958	Max Huffman	3	42	14.0	X
1957	Tom Murphy	2	58	29.0	0
1954	Ollie Isaak	1	40	40.0	X
1953	Bud Bitcon	3	60	20	1
1951	Mahlon Kaylor	1	71	71.0	X
1950	Homer Bienfang	148	48.0	0	



ANNUAL CHAMPIONS



ELLIS

ALL-PURPOSE YARDAGE (by yards) (1950-1998)

YEAR	PLAYER	RUSH	REC	PR	KO	TOTAL
1998	Mike Furrey	52	1074	199	0	1325
1997	Mike Furrey	7	1291	146	106	1530
1996	Dedric Ward	0	1556	166	54	1776
1995	Dedric Ward	0	1283	41	0	1324
1994	Dedric Ward	0	1083	75	0	1158
1993	Jeff Stovall	1191	236	0	0	1427
1992	Kenny Shedd	0	978	508	389	1875
1991	Kenny Shedd	-1	662	310	481	1452
1990	Kenny Shedd	11	621	300	652	1584
1989	Milo Popovic	17	526	525	604	1672
1988	Wes Anderson	484	243	51	835	1613
1987	Carl Boyd	1223	814	0	169	2206
1986	Carl Boyd	715	893	0	0	1608
1985	Carl Boyd	1258	459	0	0	1717
1984	Steve Harris	1131	354	0	0	1485
1983	Chris Miliner	530	130	0	0	660
1982	Craig Nordlie	-8	339	119	269	719
1981	Ken Harvey	0	1161	0	0	1161
1980	Chris Miliner	899	162	0	0	1061
1979	Kelly Ellis	1093	49	9	251	1402
1978	Kelly Ellis	811	223	0	427	1461
1977	Kelly Ellis	853	214	0	505	1572
1976	Neal Moses	1010	34	0	0	1044
1975	Tom Scalissi	1104	84	0	24	1212
1974	Pat Batten	1013	104	0	0	1117
1973	Pat Batten	645	150	0	0	795
1972	Scott Swartzendruber	547	47	0	0	594
1971	Larry Skartvedt	9	469	1	67	546
1970	Dave Hodam	177	138	0	375	690
1969	Roger Jones	676	129	0	0	805
1968	Dennis Kettner	826	127	0	13	966
1967	Ralph Thomsen	776	143	0	0	919
1966	Terry Fox	620	439	2	95	1156
1965	Randy Schultz	909	55	87	178	1229
1964	Randy Schultz	1072	40	2	149	1263
1963	Randy Schultz	827	0	0	0	827
1962	Dan Boals	1039	40	X	33	1112
1961	Howard Becker	610	299	X	129	1038
1960	Warren Hansen	602	0	X	0602	
1959	Max Huffman	489	0	X	162	651
1958	Bobby Hahn	261	202	157	360	980
1957	Lew Roberts	514	132	28	265	939
1956	Ron Brinkey	626	0	60	264	950
1955	Larry Bitcon	639	95	0	0	734
1954	Larry Bitcon	301	319	115	249	984
1953	Larry Bitcon	555	227	175	246	1203
1951	Leland Crew	418	198	X	82	698
1950	Bud Fisher	873	66	60	308	1307



JENKINS

TACKLES (1975-1998)

YEAR	PLAYER	SOLO	ASST.	TOTAL
1998	Matt Pedersen	79	54	133
1997	Matt Pedersen	71	60	131
1996	Dannie Spann	37	85	122
1995	Dannie Spann	37	76	113
1994	Scott Durlflinger	80	40	120
1993	Andre Allen	68	52	120
1992	Peter Burns	101	62	163
1991	Kevin Keith	64	33	97
1990	William Freaney	56	29	85
1989	Bryce Paup	84	31	115
1988	Mike Kolpin	53	49	102
1987	Chris Klieman	65	57	122
1986	Mark Farley	29	63	92
1985	Mark Farley	20	67	87
1984	Mark Farley	25	52	77
1983	Charles Jenkins	36	57	93
1982	Mark Wilson	33	86	119
1981	Joe Anderson	43	127	170
1980	Joe Anderson	24	70	94
1979	Matt Spanjers	32	95	127
1978	Reed Hunemuller	45	96	141
1977	Reed Hunemuller	34	83	117
1976	Mel Campbell	38	60	98
1975	Chuck Dickens	41	75	116

SEASON OPENERS

(49-44-7)

Year	Score	Opponent
1895	12-10	Coe
1896	5-10	Coe
1897	56-0	Waterloo High School
1898	23-0	Waterloo YMCA
1899	0-22	Iowa
1900	42-0	Waterloo High School
1901	11-6	Cornell
1902	5-63	Iowa
1903	0-0	Iowa Training
1904	76-5	Iowa Training
1905	23-6	Waterloo High School
1906	No Football	
1907	No Football	
1908	54-0	Fairbank High School
1909	28-0	Charles City
1910	63-0	Lennox
1911	27-0	Waterloo High School
1912	7-35	Iowa
1913	3-45	Iowa
1914	6-0	Des Moines
1915	7-25	Dubuque
1916	0-12	Iowa State
1917	42-0	Iowa Wesleyan
1918	0-28	Morningside
1919	0-14	Cornell
1920	0-10	Coe
1921	7-13	Coe
1922	3-0	Cornell
1923	0-0	St. Ambrose
1924	0-3	St. Ambrose
1925	30-0	Ellsworth
1926	20-0	St. Thomas
1927	6-6	St. Thomas
1928	0-32	Coe
1929	0-7	Coe
1930	6-0	Loras
1931	19-0	Loras
1932	7-0	Loras
1933	12-0	Loras
1934	18-0	Cornell
1935	0-0	Cornell
1936	0-0	Iowa State
1937	12-14	Iowa State
1938	10-0	Grinnell
1939	12-0	Northeast Missouri State
1940	0-20	Creighton
1941	21-0	South Dakota State
1942	38-0	South Dakota State
1943	No Football	
1944	No Football	
1945	38-14	Central
1946	6-6	South Dakota State
1947	14-31	Iowa State
1948	7-27	Iowa State
1949	6-20	Western Michigan
1950	13-34	South Dakota State
1951	6-48	South Dakota State
1952	12-14	Drake
1953	20-34	Central Michigan
1954	21-42	Central Michigan
1955	26-7	Hastings
1956	20-0	Drake
1957	12-34	Drake
1958	29-12	Bradley
1959	22-15	Bradley
1960	41-16	Mankato State
1961	37-6	Bradley
1962	27-6	Bradley
1963	12-11	Northern Michigan
1964	14-7	Northern Michigan
1965	7-10	Northern Michigan
1966	0-21	Northern Michigan
1967	3-7	Northern Michigan
1968	13-24	Northern Michigan
1969	14-24	Northern Michigan
1970	0-21	Northern Michigan
1971	9-22	Northeast Missouri State
1972	41-6	Wisconsin-Stevens Point
1973	13-0	Pittsburg State
1974	31-22	Pittsburg State
1975	14-8	Eastern Illinois
1976	7-41	Northern Michigan
1977	21-31	Northeast Missouri State
1978	15-12	Wisconsin-Whitewater
1979	0-13	Minnesota-Morris
1980	8-32	@Nebraska-Omaha
1981	30-39	Drake
1982	13-40	@Drake
1983	34-10	Drake
1984	37-0	Winona State
1985	9-24	@Drake
1986	16-16	@Mankato State
1987	34-31	@McNeese State
1988	10-59	@Pittsburgh
1989	14-22	Mankato State
1990	30-9	Southern Illinois
1991	30-5	McNeese State
1992	21-18	@McNeese State
1993	10-27	@McNeese State
1994	28-14	@Iowa State
1995	7-26	@Stephen F. Austin
1996	31-21	@Southern Utah
1997	0-66	@Iowa
1998	13-10	@Eastern Michigan

ALL-TIME SERIES RECORDS



OPPONENT	G	W	L	T	PCT.	First Game	Last Game	LastScore		OPPONENT	G	W	L	T	PCT.	First Game	Last Game	LastScore	
								UNI	OPP									UNI	OPP
Akron	2	1	1	0	.500	1978	1979	20	17	Loras	11	7	2	2	.727	1909	1945	19	14
AR-Pine Bluff	1	1	0	0	1.000	1986	1986	36	7	Luther	10	6	3	1	.650	1925	1934	0	0
Arkansas State	1	1	0	0	1.000	1987	1987	49	28	Mankato State	15	10	2	3	.767	1955	1997	39	15
Arkansas Tech	1	1	0	0	1.000	1980	1980	49	10	Marshall	3	0	3	0	.000	1991	1996	14	31
Augustana	32	23	9	0	.719	1947	1991	45	22	McNeese State	9	5	4	0	.556	1986	1998	17	20 OT
Boise State	1	0	1	0	.000	1990	1990	3	20	Minnesota	1	0	1	0	.000	1987	1987	7	24
Boston University	1	0	1	0	.000	1993	1993	21	27	Minnesota-Morris	1	0	1	0	.000	1979	1979	0	13
Bowling Green	1	0	1	0	.000	1947	1947	7	19	Montana	3	0	3	0	.000	1981	1994	20	23
Bradley	4	4	0	0	1.000	1958	1962	27	6	Montana State	2	1	1	0	.500	1986	1987	53	7
Buena Vista	6	4	2	0	.667	1916	1927	6	0	Moorhead State	1	1	0	0	1.000	1993	1993	48	0
Cal Poly-SLO	2	1	1	0	.500	1997	1998	31	7	Morgan State	2	2	0	0	1.000	1988	1991	56	6
Camp Dodge	1	1	0	0	1.000	1918	1918	19	0	Morningside	49	35	11	3	.745	1903	1977	30	13
Camp Funston	1	0	1	0	.000	1917	1917	0	32	Murray State	1	1	0	0	1.000	1995	1995	35	34
Cedar Falls HS	1	1	0	0	1.000	1896	1896	6	2	Nebraska-Omaha	12	6	5	1	.542	1936	1981	42	13
Cedar Valley Sem.	1	1	0	0	1.000	1896	1896	12	0	Nevada-Las Vegas	1	0	1	0	.000	1975	1975	30	48
Central (IA)	1	1	0	0	1.000	1945	1945	38	14	Nevada-Reno	1	0	1	0	.000	1982	1982	0	37
Central Michigan	4	0	4	0	.000	1953	1970	9	27	NE Louisiana	1	0	1	0	.000	1987	1987	41	44
Central Missouri	2	2	0	0	1.000	1983	1984	34	0	NE Missouri St.	8	5	3	0	.625	1925	1985	41	34
Charles City	3	3	0	0	1.000	1905	1909	28	0	Northern Arizona	2	1	1	0	.500	1988	1990	36	16
Coe	31	13	16	2	.452	1895	1953	21	7	Northern Illinois	3	2	1	0	.667	1927	1964	9	14
Clarion Univ.	1	1	0	0	1.000	1990	1990	52	12	Northern Michigan	17	5	12	0	.294	1963	1984	44	24
Colorado State	2	0	1	1	.250	1925	1926	0	12	North Dakota	37	25	12	0	.676	1936	1978	35	1
Cornell (IA)	16	9	5	2	.625	1899	1935	0	0	North Dakota St.	40	22	18	0	.550	1938	1982	7	12
Creighton (NE)	3	1	2	0	.333	1904	1940	0	20	NW Missouri St.	3	3	0	0	1.000	1983	1985	49	0
Dayton	1	0	1	0	.000	1948	1948	7	33	Oklahoma State	1	0	1	0	.000	1990	1990	23	33
Delaware State	1	1	0	0	1.000	1985	1985	37	17	Parsons	8	4	3	1	.563	1920	1929	19	6
Des Moines	7	4	3	0	.571	1901	1928	12	7	Pittsburgh	1	0	1	0	.000	1988	1988	10	59
Drake	43	17	25	1	.407	1900	1985	9	24	Reinbeck HS	1	1	0	0	1.000	1896	1896	28	10
Dubuque	7	2	4	1	.357	1914	1924	19	6	St. Ambrose	2	0	1	1	.250	1923	1924	0	3
Eastern Illinois	21	14	6	1	.690	1975	1996	21	14	St. Cloud State	3	3	0	0	1.000	1976	1996	44	7
E. Kentucky	1	0	1	0	.000	1971	1971	7	21	St. Thomas	2	1	0	1	.750	1926	1927	6	6
E. Michigan	9	4	5	0	.444	1930	1998	13	10	Simpson	18	6	9	3	.417	1900	1940	52	7
E. Washington	4	4	0	0	1.000	1985	1994	27	17	South Dakota	39	21	17	1	.551	1899	1982	41	24
Ellsworth	17	13	4	0	.765	1897	1925	30	0	South Dakota St.	40	22	16	2	.575	1935	1979	7	14
Emporia State	4	2	2	0	.500	1938	1948	0	26	SE Missouri St.	2	1	1	0	.500	1980	1982	17	20
Evansville	1	1	0	0	1.000	1980	1980	63	33	Southern Illinois	17	10	7	0	.588	1965	1998	20	27
Fairbank HS	1	1	0	0	1.000	1908	1908	54	0	Southern Utah	2	2	0	0	1.000	1996	1997	53	33
Fort Hays	1	1	0	0	1.000	1989	1989	43	15	SW Missouri St.	19	15	4	0	.789	1980	1998	21	24
Ferris State	1	1	0	0	1.000	1989	1989	39	3	SW Texas State	2	1	1	0	.500	1993	1994	19	20
Georgia Southern	1	0	1	0	.000	1985	1985	33	40	Stephen F. Austin	3	2	1	0	.667	1995	1998	14	10
Grand Valley	1	1	0	0	1.000	1981	1981	21	20	Still	1	1	0	0	1.000	1921	1921	66	0
Grinnell	15	5	7	3	.433	1899	1938	10	0	Upper Iowa	20	10	7	3	.575	1895	1928	13	13
Hamline	2	1	1	0	.500	1945	1946	46	6	Waterloo HS	7	7	0	0	1.000	1896	1912	39	0
Haskell	1	1	0	0	1.000	1936	1936	21	0	Waterloo YMCA	1	1	0	0	1.000	1898	1898	23	0
Hastings	1	1	0	0	1.000	1955	1955	26	7	Wayne State (NE)	2	2	0	0	1.000	1976	1988	77	0
Hillsdale	1	0	1	0	.000	1960	1960	6	17	Weber State	3	2	1	0	.667	1978	1991	38	21
Idaho	6	2	4	0	.333	1981	1995	12	16	Western Illinois	27	19	8	0	.704	1967	1998	10	6
Idaho State	2	2	0	0	1.000	1990	1992	49	11	Western Kentucky	4	2	2	0	.500	1975	1992	34	6
Illinois State	15	11	4	0	.733	1972	1998	23	38	Western Michigan	17	4	11	2	.294	1930	1949	6	20
Indiana State	15	12	3	0	.800	1983	1998	31	28	Western Union	2	1	1	0	.500	1923	1926	23	0
Iowa	13	1	12	0	.077	1898	1997	0	66	Wheaton	1	1	0	0	1.000	1960	1960	21	18
Iowa State	20	3	14	3	.225	1899	1996	23	42	William & Mary	1	1	0	0	1.000	1996	1996	38	35
Iowa Training	3	2	0	1	.833	1903	1905	12	6	William Penn	20	10	5	5	.750	1901	1932	13	0
Iowa Wesleyan	7	7	0	0	1.000	1914	1928	34	0	Winona State	3	3	0	0	1.000	1984	1998	66	7
Jacksonville St.	1	1	0	0	1.000	1993	1993	35	14	WI-LaCrosse	1	1	0	0	1.000	1983	1983	41	0
Kansas State	3	3	0	0	1.000	1985	1989	10	8	WI-Platteville	1	1	0	0	1.000	1915	1915	82	0
Kansas St.-Pitt.	4	3	1	0	.750	1940	1974	31	22	WI-Stevens Point	1	1	0	0	1.000	1972	1972	40	6
Lamar Tech	1	1	0	0	1.000	1964	1964	19	17	WI-Whitewater	4	4	0	0	1.000	1975	1984	73	7
Leander Clark	6	2	1	3	.583	1897	1913	0	0	Woodbine	1	1	0	0	1.000	1901	1901	12	6
Lennox	6	4	2	0	.667	1895	1910	63	0	Wyoming	1	0	1	0	.000	1993	1993	42	45
Light Guards	1	0	1	0	.000	1902	1902	8	16	Youngstown State	13	9	4	0	.692	1978	1998	42	14
Lock Haven	1	1	0	0	1.000	1995	1995	55	10										



WIN-LOSS RECORD BY YEAR

YEAR	GMS	WON	LOST	TIED	PCT.	OWN PTS.	OPP. PTS.	HEAD COACH
1895	3	1	2	0	.333	16	27	No Coach
1896	7	4	3	0	.571	73	81	No Coach
1897	6	5	1	0	.833	108	52	Fred Wolff
1898	5	4	0	1	.900	92	5	E.K. Leighton
1899	6	1	3	2	.333	63	45	Mr. Sweetland
1900	8	3	4	1	.438	71	178	Fred Williams
1901	10	5	3	2	.600	135	78	G.B. Affleck
1902	8	1	6	1	.188	53	219	Charles A. Pell
1903	8	4	3	1	.563	145	79	Charles A. Pell
1904	9	5	3	1	.611	227	75	Charles A. Pell
1905	10	5	3	2	.600	112	74	Charles A. Pell
1906-1907	NO FOOTBALL							
1908	5	5	0	0	1.000	125	100	Clayton Simmons
1909	6	6	0	0	1.000	131	22	Clayton Simmons
1910	6	1	4	1	.250	78	64	J.O. Perrine
1911	6	3	2	1	.583	61	48	H.F. Pasini
1912	8	5	2	1	.688	85	81	H.F. Pasini
1913	6	2	3	1	.417	27	76	A. Berkstresser
1914	8	2	5	1	.313	35	172	A. Berkstresser
1915	6	3	3	0	.500	193	77	A. Berkstresser
1916	8	1	7	0	.125	25	161	A. Berkstresser
1917	5	2	3	0	.400	52	45	J.O. Perrine
1918	4	1	3	0	.250	22	86	Russell Glaesner
1919	7	2	4	1	.357	131	80	Ivan Doseff
1920	7	4	2	1	.643	101	30	Ivan Doseff
1921	7	5	1	1	.786	180	26	L.L. Mendenhall
1922	7	5	2	0	.714	65	27	L.L. Mendenhall
1923	7	3	3	1	.500	58	36	L.L. Mendenhall
1924	7	2	5	0	.286	73	39	L.L. Mendenhall
1925	8	5	1	2	.750	104	45	Paul Bender
1926	8	5	3	0	.625	100	52	Paul Bender
1927*	8	7	0	1	.938	140	32	Paul Bender
1928*	9	5	1	3	.813	150	52	Paul Bender
1929	7	3	4	0	.429	51	62	Paul Bender
1930	8	2	5	1	.313	21	76	L.W. Whitford
1931	8	3	5	0	.375	52	86	L.W. Whitford
1932	9	5	3	1	.611	72	65	L.W. Whitford
1933	9	3	6	0	.333	69	97	John Baker
1934	8	3	3	2	.500	101	41	John Baker
1935	8	4	2	2	.625	123	69	Thomas Johnson
1936	9	5	2	2	.667	91	45	Clyde Starbeck
1937	9	2	4	3	.389	97	94	Clyde Starbeck
1938	8	3	5	0	.375	60	99	Clyde Starbeck
1939	9	5	3	1	.611	94	92	Clyde Starbeck
1940#	9	8	1	0	.889	165	68	Clyde Starbeck
1941	8	5	3	0	.625	164	82	Clyde Starbeck
1942##	7	6	1	0	.857	208	51	Clyde Starbeck
1943-1944	NO FOOTBALL (War Years)							
1945	6	3	3	0	.500	141	163	Clyde Starbeck
1946#	7	4	1	2	.714	175	32	Clyde Starbeck
1947##	9	5	3	1	.611	164	101	Clyde Starbeck
1948#	10	7	3	0	.700	177	113	Clyde Starbeck
1949##	7	5	2	0	.714	186	64	Clyde Starbeck
1950	8	4	4	0	.500	159	174	Clyde Starbeck
1951	7	3	4	0	.429	176	172	Clyde Starbeck
1952#	8	6	2	0	.750	240	146	Clyde Starbeck
1953	9	6	3	0	.667	248	207	Clyde Starbeck
1954	8	3	5	0	.375	201	164	Clyde Starbeck
YEAR	GMS	WON	LOST	TIED	PCT.	OWN PTS.	OPP. PTS.	HEAD COACH
1955	9	8	1	0	.889	220	114	Clyde Starbeck
1956	8	2	5	1	.313	168	149	Clyde Starbeck
1957	8	5	3	0	.625	200	130	Clyde Starbeck
1958	9	4	5	0	.444	150	156	William Hammer
1959	9	6	3	0	.667	141	122	William Hammer
1960#	10	9	1	0	.900	213	71	Stan B. Sheriff
1961##	9	7	2	0	.778	237	118	Stan B. Sheriff
1962##	9	7	1	1	.833	191	89	Stan B. Sheriff
1963	9	5	3	1	.611	187	120	Stan B. Sheriff
1964##	11	9	2	0	.818	269	100	Stan B. Sheriff
1965	9	4	5	0	.444	160	146	Stan B. Sheriff
1966	9	4	5	0	.444	121	141	Stan B. Sheriff
1967	10	7	3	0	.700	136	85	Stan B. Sheriff
1968	10	5	5	0	.500	195	173	Stan B. Sheriff
1969	10	5	5	0	.500	192	183	Stan B. Sheriff
1970	10	2	8	0	.200	103	249	Stan B. Sheriff
1971	9	4	5	0	.444	106	117	Stan B. Sheriff
1972	10	4	6	0	.400	178	185	Stan B. Sheriff
1973	10	5	5	0	.500	132	165	Stan B. Sheriff
1974	10	5	4	1	.550	268	248	Stan B. Sheriff
1975	12	9	3	0	.750	310	193	Stan B. Sheriff
1976	11	8	3	0	.727	231	139	Stan B. Sheriff
1977	11	6	5	0	.545	232	269	Stan B. Sheriff
1978	11	2	9	0	.188	185	282	Stan B. Sheriff
1979	11	6	5	0	.545	162	194	Stan B. Sheriff
1980	11	7	4	0	.636	334	187	Stan B. Sheriff
1981+	11	5	6	0	.455	275	322	Stan B. Sheriff
1982+	11	4	6	1	.409	178	229	Stan B. Sheriff
1983	11	6	5	0	.545	228	248	Darrell Mudra
1984+	11	9	2	0	.818	366	169	Darrell Mudra
1985++	13	11	2	0	.846	392	212	Darrell Mudra
1986	11	7	3	1	.682	347	221	Darrell Mudra
1987++	14	10	4	0	.714	463	261	Darrell Mudra
1988	11	5	6	0	.455	292	239	Earle Bruce
1989	11	8	3	0	.727	302	241	Terry Allen
1990++	12	8	4	0	.667	334	209	Terry Allen
1991++	13	11	2	0	.846	417	220	Terry Allen
1992++	14	12	2	0	.857	405	202	Terry Allen
1993++	12	8	4	0	.667	350	238	Terry Allen
1994++	12	8	4	0	.667	271	204	Terry Allen
1995++	13	8	5	0	.615	337	236	Terry Allen
1996++	14	12	2	0	.857	457	255	Terry Allen
1997	11	7	4	0	.636	308	339	Mike Dunbar
1998	11	7	4	0	.636	288	191	Mike Dunbar
1895-1998	889	506	336	47	.596			

*Iowa Conf. Title

#North Central Conf. Title

##Shared North Central Conf. Title

+Shared Mid-Continent Conf. Title

++Gateway Conf. Title

YEAR-BY-YEAR RESULTS



1895 (1-2-0)		1900 (3-4-1)		1904 (5-3-1)		1910 (1-4-1)		1915 (3-3-0)	
12	Coe.....10	42	Waterloo High School.....0	76	Iowa Training.....5	63	Lennox.....0	7	Dubuque.....26
4	Lennox.....12	0	Iowa.....68	36	Simpson.....0	0	Leander Clark.....0	10	Loras.....13
0	Upper Iowa.....5	6	Cornell.....6	0	Iowa State.....17	3	Simpson.....6	61	Upper Iowa.....19
No Coach Designated		12	Upper Iowa.....5	17	Cornell.....10	0	Ellsworth.....17	82	Wisconsin-Platteville.....0
		6	Coe.....16	5	Iowa.....11	6	Grinnell.....24	9	Morningside.....20
		5	Iowa State.....0	75	Coe.....0	6	Loras.....17	24	Ellsworth.....0
		0	Simpson.....33	6	William Penn.....6	Coach-J.O. Perrine		Coach-Alan Berkstresser	
		0	Drake.....50	6	Drake.....26				
		Coach-Fred Williams		6	Creighton.....0				
				Coach-Charles A. Pell					



1919 (2-4-1)	
0 Cornell	14
0 William Penn	0
7 Upper Iowa	19
2 Morningside	41
51 Ellsworth	0
71 Dubuque	0
0 Des Moines	6

Coach-Ivan Doseff

1920 (4-2-1)	
0 Coe	10
14 Buena Vista	0
21 William Penn	0
14 Parsons	0
38 Ellsworth	0
14 Loras	14
0 Des Moines	6

Coach-Ivan Doseff

1921 (5-1-1)	
7 Coe	13
66 Still	0
18 Buena Vista	0
56 Ellsworth	0
0 Upper Iowa	0
19 Parsons	7
14 William Penn	6

Coach-L.L. Mendenhall

1922 (5-2-0)	
3 Cornell	0
0 Buena Vista	3
7 Simpson	6
20 Ellsworth	3
0 Parsons	3
21 William Penn	0
14 Upper Iowa	12

Coach-L.L. Mendenhall

1923 (3-3-1)	
0 St. Ambrose	0
7 Dubuque	17
7 Iowa Wesleyan	0
35 Ellsworth	0
0 Simpson	13
7 Upper Iowa	0
2 Western Union	6

Coach-L.L. Mendenhall

1924 (2-5-0)	
0 St. Ambrose	3
54 Iowa Wesleyan	6
0 Simpson	13
0 William Penn	3
0 Parsons	2
0 Upper Iowa	6
19 Dubuque	6

Coach-L.L. Mendenhall

1925 (5-1-2)	
30 Ellsworth	0
21 Iowa Wesleyan	3
0 Simpson	23
20 Luther	9
0 William Penn	7
14 Upper Iowa	7
16 Northeast Missouri	0
3 Colorado State	3

Coach-Paul Bender

1926 (5-3-0)	
20 St. Thomas	0

23 Western Union	0
34 Buena Vista	0
0 William Penn	14
3 Luther	0
13 Upper Iowa	6
7 Parsons	20
0 Colorado State	12

Coach-Paul Bender



Paul Bender

1927 (7-0-1)	
6 St. Thomas	6
9 Iowa Wesleyan	0
6 Buena Vista	0
12 William Penn	7
41 Luther	7
20 Northern Illinois	6
14 Upper Iowa	6
32 Parsons	0

Coach-Paul Bender

1928 (5-1-3)	
0 Coe	32
34 Iowa Wesleyan	0
40 William Penn	0
39 Northern Illinois	0
13 Upper Iowa	13
0 Grinnell	0
0 Parsons	0
12 Luther	0
12 Des Moines	7

Coach-Paul Bender

1929 (3-4-0)	
0 Coe	7
7 Simpson	0
0 Northeast Missouri	14
13 William Penn	7
6 Grinnell	21
6 Luther	7
19 Parsons	6

Coach-Paul Bender

1930 (2-5-1)	
6 Loras	0
13 Luther	0
2 Coe	13
0 William Penn	0
0 Simpson	6
0 Western Michigan	26
0 Eastern Michigan	19
0 Grinnell	12

Coach-L.W. "Mon" Whitford

1931 (3-5-0)	
19 Loras	0
0 Grinnell	12
12 William Penn	3
6 Luther	13
9 Simpson	12
0 Western Michigan	14
0 Eastern Michigan	32

6 Coe	0
-------	---

Coach-L.W. "Mon" Whitford

1932 (5-3-1)	
7 Loras	0
13 William Penn	0
13 Cornell	0
0 Luther	13
13 Morningside	0
0 Western Michigan	26
7 Simpson	7
12 Eastern Michigan	6
7 Coe	13

Coach-L.W. "Mon" Whitford

1933 (3-6-0)	
12 Loras	0
7 Cornell	13
13 Grinnell	6
6 Western Michigan	8
0 Coe	19
0 Morningside	6
0 Simpson	13
6 Eastern Michigan	19
25 Luther	13

Coach-John Baker

1934 (3-3-2)	
18 Cornell	0
33 Eastern Michigan	0
0 Western Michigan	7
0 Coe	7
6 Simpson	6
12 Grinnell	2
0 Luther	0

Coach-John Baker

1935 (4-2-2)	
0 Cornell	0
0 Eastern Michigan	3
21 Western Michigan	14
0 Coe	18
32 Simpson	7
7 Grinnell	7
41 Morningside	7
22 South Dakota State	13

Coach-Thomas Johnson

1936 (5-2-2)	
0 Iowa State	0
24 Grinnell	0
0 North Dakota	19
21 Coe	0
12 Western Michigan	6
21 Haskell	0
0 South Dakota State	13
0 Morningside	0
7 Nebraska-Omaha	7

Coach-Clyde Starbeck

1937 (2-4-3)	
12 Iowa State	14
20 Grinnell	20
0 North Dakota	21
0 Western Michigan	7
6 Coe	6
33 South Dakota State	0
0 South Dakota	13
13 Nebraska-Omaha	0

Coach-Clyde Starbeck

1938 (3-5-0)	
10 Grinnell	0
0 Western Michigan	20

7 North Dakota State	14
14 Coe	0
7 Morningside	13
14 Emporia State	13
2 South Dakota	26
6 Nebraska-Omaha	13

Coach-Clyde Starbeck

1939 (5-3-1)	
12 Northeast Missouri	0
0 Creighton	26
6 North Dakota	19
7 Emporia State	34
13 Western Michigan	13
16 Coe	0
7 Morningside	0
14 South Dakota	0
19 North Dakota State	0

Coach-Clyde Starbeck



Clyde Starbeck

1940 (8-1-0)	
0 Creighton	20
15 North Dakota	0
13 North Dakota State	7
20 Western Michigan	19
13 Kansas State-Pitt.	6
13 Morningside	0
12 South Dakota State	2
27 Nebraska-Omaha	7
52 Simpson	7

Coach-Clyde Starbeck

1941 (5-3-0)	
21 South Dakota State	0
32 North Dakota	10
13 Morningside	0

7 Western Michigan	28
6 Kansas State-Pitt.	12
51 North Dakota State	6
0 Drake	13
34 Nebraska-Omaha	13

Coach-Clyde Starbeck

1942 (6-1-0)	
38 South Dakota State	0
27 North Dakota State	19
6 Western Michigan	14
26 Morningside	6
36 South Dakota	0
27 Drake	12
48 Nebraska-Omaha	0

Coach-Clyde Starbeck

1943
No Football (War Years)

1944
No Football (War Years)

1945 (3-3-0)	
38 Central (IA)	14

13 Iowa State	48
19 Loras	14
7 Hamline	27
58 South Dakota State	7
6 Drake	53

Coach-Clyde Starbeck

1946 (4-1-2)	
6 South Dakota State	6
18 Iowa State	20
46 Hamline	6
0 Western Michigan	0
38 Morningside	0
21 North Dakota State	0
46 Drake	0

Coach-Clyde Starbeck

1947 (5-3-1)	
14 Iowa State	31
21 North Dakota	0
13 North Dakota State	12
33 Emporia State	6
0 Western Michigan	14
31 Morningside	13
6 Drake	6
39 Augustana	0
7 Bowling Green	19

Coach-Clyde Starbeck

1948 (7-3-0)	
7 Iowa State	27
32 Morningside	0
6 Drake	0
33 South Dakota State	7
13 Western Michigan	6
26 North Dakota	14
34 Augustana	0
0 Emporia State	26
19 North Dakota State	0
7 Dayton	33

Coach-Clyde Starbeck

1949 (5-2-0)	
6 Western Michigan	20
27 North Dakota State	6
13 South Dakota State	14
40 North Dakota	0
49 Augustana	0
30 Morningside	10
21 South Dakota	14

Coach-Clyde Starbeck

1950 (4-4-0)	
13 South Dakota State	34
33 North Dakota	21
33 North Dakota State	25
8 Iowa State	26
18 Drake	34
34 Augustana	13
13 Morningside	7
7 South Dakota	14

Coach-Clyde Starbeck

1951 (3-4-0)	
6 South Dakota State	48
49 North Dakota	19
14 North Dakota State	27
6 Drake	39
67 Augustana	7
27 Morningside	7
7 South Dakota	25

Coach-Clyde Starbeck

1952
(6-2-0)

12	Drake	14
32	North Dakota State	0
27	Coe	24
27	North Dakota	14
47	Augustana	0
28	Morningside	26
20	South Dakota	34
47	South Dakota State	34

Coach-Clyde Starbeck

1953
(6-3-0)

20	Central Michigan	34
19	South Dakota State	52
21	Coe	7
34	North Dakota	6
27	North Dakota State	21
39	Augustana	13
34	Morningside	20
34	South Dakota	27
20	Drake	27

Coach-Clyde Starbeck

1954
(3-5-0)

21	Central Michigan	42
39	North Dakota State	0
12	Drake	14
14	North Dakota	13
50	Augustana	0
12	Morningside	20
33	South Dakota	34
20	South Dakota State	41

Coach-Clyde Starbeck

1955
(8-1-0)

26	Hastings	7
21	South Dakota State	34
21	Drake	14
32	North Dakota State	0
13	North Dakota	7
28	Augustana	7
13	Morningside	12
33	South Dakota	26
33	Mankato State	7

Coach-Clyde Starbeck

1956
(2-5-1)

20	Drake	0
44	Northeast Missouri	26
6	Augustana	13
20	Morningside	20
19	North Dakota	20
19	South Dakota	20
27	South Dakota State	31
13	North Dakota State	19

Coach-Clyde Starbeck

1957
(5-3-0)

12	Drake	34
20	South Dakota State	23
18	North Dakota State	0
35	Northeast Missouri	13
54	Augustana	12
7	Morningside	21
27	North Dakota	20
27	South Dakota	7

Coach-Clyde Starbeck

1958
(4-5-0)

29	Bradley	12
25	Mankato State	0
21	North Dakota State	11
20	Drake	16
15	Augustana	26

18	Morningside	26
0	North Dakota	14
8	South Dakota State	13
14	South Dakota	38

Coach-William Hamner

1959
(6-3-0)

22	Bradley	15
21	Mankato State	0
22	North Dakota State	32
14	Drake	6
6	Augustana	7
22	Morningside	14
14	North Dakota	9
6	South Dakota	27
14	South Dakota State	12

Coach-William Hamner

1960
(9-1-0)

41	Mankato State	16
19	North Dakota State	7
14	Drake	3
27	Augustana	7
26	Morningside	0
7	North Dakota	0
40	South Dakota	0
12	South Dakota State	0
21	Wheaton	18

Mineral Water Bowl

6	Hillsdale	17
---	-----------	----

Coach-Stan B. Sheriff



Stan B. Sheriff

1961
(7-2-0)

37	Bradley	6
19	Mankato State	0
33	North Dakota State	8
6	Drake	21
34	Augustana	6
43	Morningside	14
25	North Dakota	0
27	South Dakota	7
13	South Dakota State	36

Coach-Stan B. Sheriff

1962
(7-1-1)

27	Bradley	6
20	Mankato State	8
28	South Dakota	0
33	North Dakota State	0
15	Drake	21
21	Morningside	18
13	North Dakota	8
13	South Dakota State	13
21	Augustana	15

Coach-Stan B. Sheriff

1963
(5-3-1)

12	Northern Michigan	11
14	Mankato State	14
33	South Dakota	6
0	North Dakota State	21

12	Drake	21
49	Morningside	14
9	North Dakota	0
13	South Dakota State	27
45	Augustana	6

Coach-Stan B. Sheriff

1964
(9-2-0)

14	Northern Michigan	7
36	Mankato State	0
7	North Dakota State	14
34	North Dakota	0
41	Drake	14
24	Morningside	14
49	Augustana	0
23	South Dakota State	14
13	South Dakota	6
9	Northern Illinois	14

Pecan Bowl

19	Lamar Tech	17
----	------------	----

Coach-Stan B. Sheriff

1965
(4-5-0)

7	Northern Michigan	10
16	Southern Illinois	23
7	North Dakota State	20
0	North Dakota	34
7	Drake	31
14	Morningside	7
27	Augustana	21
41	South Dakota State	0
41	South Dakota	0

Coach-Stan B. Sheriff

1966
(4-5-0)

0	Northern Michigan	21
6	Drake	9
10	North Dakota	23
28	Augustana	7
7	Southern Illinois	30
2	Morningside	0
13	South Dakota State	7
14	South Dakota	30
41	North Dakota State	14

Coach-Stan B. Sheriff

1967
(7-3-0)

3	Northern Michigan	7
12	Western Illinois	0
9	North Dakota State	10
7	North Dakota	0
23	Augustana	10
7	Drake	10
29	Morningside	19
17	South Dakota State	16
15	South Dakota	7
14	Eastern Michigan	6

Coach-Stan B. Sheriff

1968
(5-5-0)

13	Northern Michigan	24
33	Western Illinois	6
14	North Dakota	10
34	Augustana	12
38	South Dakota State	10
21	Drake	19
13	Morningside	14
7	South Dakota	13
15	North Dakota State	31
7	Eastern Michigan	34

Coach-Stan B. Sheriff

1969
(5-5-0)

14	Northern Michigan	24
10	Central Michigan	28
10	Augustana	21
24	South Dakota State	14
23	Drake	13
30	Morningside	7
14	South Dakota	2
13	North Dakota State	41
40	North Dakota	10
14	Western Illinois	23

Coach-Stan B. Sheriff

1970
(2-8-0)

0	Northern Michigan	21
9	Central Michigan	27
24	South Dakota State	8
17	South Dakota	41
13	Drake	0
10	North Dakota State	43
6	North Dakota	41
10	Augustana	20
7	Western Illinois	29

Coach-Stan B. Sheriff

1971
(4-5-0)

9	Northeast Missouri	22
7	Eastern Kentucky	21
23	South Dakota State	0
8	South Dakota	0
0	Drake	28
21	Morningside	0
11	North Dakota State	23
10	North Dakota	23
17	Augustana	0

Coach-Stan B. Sheriff

1972
(4-6-0)

41	WI-Stevens Point	6
14	Illinois State	24
21	Mankato State	0
7	South Dakota	21
0	North Dakota State	42
14	Drake	21
27	Morningside	13
9	North Dakota	38
32	South Dakota State	0
14	Augustana	20

Coach-Stan B. Sheriff

1973
(5-5-0)

13	Kansas State-Pitt	0
20	Western Illinois	14
7	Mankato State	28
7	South Dakota	19
0	North Dakota State	21
31	Drake	3
28	Morningside	14
17	North Dakota	14
0	South Dakota State	16
0	Augustana	36

Coach-Stan B. Sheriff

1974
(5-4-1)

31	Kansas State-Pitt	22
14	Western Illinois	40
28	Mankato State	28
20	North Dakota State	0
26	North Dakota	42
41	Drake	17
49	Morningside	14
23	Augustana	38
22	South Dakota State	21
14	South Dakota	26

Coach-Stan B. Sheriff

1975
(9-3)*

14	Eastern Illinois	8
30	Nevada-Las Vegas	48
35	Mankato State	6
23	North Dakota State	16
20	North Dakota	21
27	Drake	24
21	Morningside	14
20	Augustana	14
14	South Dakota State	3
45	South Dakota	19
49	Wisconsin-Whitewater	6
12	Western Kentucky	14

*Includes NCAA Div. II game with Western Kentucky
Coach-Stan B. Sheriff

1976
(8-3)

7	Northern Michigan	41
34	Nebraska-Omaha	13
1	at St. Cloud State	0
24	at North Dakota	22
7	at Augustana	6
38	Wayne State	0
17	Morningside	7
13	South Dakota State	16
14	at South Dakota	7
9	North Dakota State	10
47	at WI-Whitewater	20

Coach-Stan B. Sheriff

1977
(6-5)

21	Northeast Missouri	31
7	at Northern Michigan	41
31	Eastern Illinois	21
0	at North Dakota State	58
9	North Dakota	6
27	Augustana	35
17	Nebraska-Omaha	19
30	at Morningside	13
23	at South Dakota State	12
34	South Dakota	14
27	St. Cloud State	14

Coach-Stan B. Sheriff

1978
(2-9)

15	Wisconsin-Whitewater	12
14	Youngstown State	31
22	at Eastern Illinois	38
0	at Weber State	35
14	at Nebraska-Omaha	17
35	North Dakota	17
14	at North Dakota State	42
7	Western Illinois	21
9	South Dakota State	10
18	Northern Michigan	20
28	at Akron	39

Coach-Stan B. Sheriff

1979
(6-5)

0	Minnesota-Morris	13
11	at Northern Michigan	7
21	North Dakota State	10
15	Nebraska-Omaha	39
0	at Youngstown State	29
20	Akron	17
38	at Western Illinois	25
7	at South Dakota State	14
10	Eastern Illinois	7
23	at South Dakota	9
17	Western Kentucky	24

Coach-Stan B. Sheriff



1980 (7-4)	
8	at Nebraska-Omaha.....32
31	Weber State.....10
49	Arkansas Tech.....10
16	at Northern Michigan.....20
35	Western Illinois.....28
30	Southeast Missouri.....7
41	Southwest Missouri.....0
38	at Youngstown State.....17
9	at Eastern Illinois.....14
14	South Dakota.....16
63	Evansville.....33

Coach-Stan B. Sheriff

1981 (5-6)	
30	Drake.....39
21	Grand Valley State.....20
14	at Idaho.....59
13	at Montana.....42
21	Northern Michigan.....17
14	at Western Illinois.....21
20	at Southwest Missouri.....17
38	Eastern Illinois.....17
42	Nebraska-Omaha.....13
17	at South Dakota.....34
45	Youngstown State.....43

Coach-Stan B. Sheriff

1982 (4-6-1)	
13	at Drake.....40
10	Southwest Missouri.....0
10	Eastern Illinois.....10
21	Western Illinois.....9
13	Idaho.....38
17	at Southeast Missouri.....20
33	Northern Michigan.....14
0	at Nevada-Reno.....37
7	at North Dakota State.....12
41	South Dakota.....24
13	at Youngstown State.....25

Coach-Stan B. Sheriff



Darrell Mudra

1983 (6-5-0)	
34	Drake.....10
0	at Indiana State.....26
13	at Southwest Missouri.....35
9	Southern Illinois.....52
32	at Western Illinois.....26
41	Wisconsin-LaCrosse.....0
0	at Eastern Illinois.....13
23	Youngstown State.....13
26	at Northern Michigan.....45
20	at Central Missouri.....7
30	Northwest Missouri.....21

Coach-Darrell Mudra

1984 (9-2)	
37	Winona State.....0
33	at Drake.....28
24	Southwest Missouri.....10
38	Western Illinois.....17
10	at Southern Illinois.....40
73	Wisconsin-Whitewater.....7
16	at Youngstown State.....6
44	Northern Michigan.....24
17	at Eastern Illinois.....27
34	Central Missouri.....0
48	Northwest Missouri.....10

Coach-Darrell Mudra

1985 (11-2)	
9	at Drake.....24
10	at Kansas State.....6
38	at Southwest Missouri.....17
37	Delaware State.....17
48	at Western Illinois.....14
24	Indiana State.....7
50	Youngstown State.....26
15	at Illinois State.....3
21	Eastern Illinois.....20
49	Northwest Missouri.....0
41	Northeast Missouri.....24
17	Eastern Washington+.....14
33	Georgia Southern++.....40

+NCAA 1-AA Quarterfinal

++NCAA 1-AA Semifinal

Coach-Darrell Mudra

1986 (7-3-1)	
16	at Mankato State.....16
17	at Kansas State.....0
45	Southwest Missouri.....3
36	Arkansas-Pine Bluff.....7
30	at Eastern Illinois.....31
24	at Southern Illinois.....27
32	Western Illinois.....30
25	at Montana State.....46
55	McNeese State.....38
45	Indiana State.....10
22	Illinois State.....13

Coach-Darrell Mudra

1987 (10-4)	
34	at McNeese State.....31
7	at Minnesota.....24
53	Montana State.....7
38	at Indiana State.....14
16	Montana.....33
38	at Iowa State.....39
52	at Western Illinois.....7
19	Eastern Illinois.....17
17	at Southwest Missouri.....13
20	Southern Illinois.....3
48	Illinois State.....17
31	Youngstown State+.....28
49	Arkansas State+.....28
41	at NE Louisiana St+.....OT44

+NCAA 1AA Playoffs

Coach-Darrell Mudra

1988 (5-6)	
10	at Pittsburgh.....59
59	Morgan State.....10
9	Southwest Missouri.....28
27	Western Illinois.....28
17	at Iowa State.....20
34	at Illinois State.....7
17	at Eastern Illinois.....15
6	Indiana State.....24
12	at Northern Arizona.....25

77	Wayne State (NE).....0
24	at Southern Illinois.....21

Coach-Earle Bruce

1989 (8-3)	
14	Mankato State.....22
10	at Kansas State.....8
43	Fort Hays State.....15
22	at Southwest Missouri.....37
21	at Western Illinois.....10
24	at Indiana State.....21
39	Ferris State.....3
31	Eastern Illinois.....28
13	at Illinois State.....32
38	Southern Illinois.....14
47	Eastern Washington.....21

Coach-Terry Allen

1990 (8-4)	
30	Southern Illinois.....9
6	at Iowa State.....35
23	at Oklahoma State.....33
44	at Idaho State.....10
31	Illinois State.....0
50	Western Illinois.....14
23	at Indiana State.....33
16	at Eastern Illinois.....10
20	Southwest Missouri St.....17
52	Clarion University.....12
36	Northern Arizona.....16
3	at Boise State+.....20

+NCAA 1-AA Playoffs

Coach-Terry Allen



Terry Allen

1991 (11-2)	
30	McNeese State.....5
45	Augustana (SD).....22
20	at Southern Illinois.....21
36	at Idaho.....14
56	Morgan State.....6
17	at Illinois State.....14
49	at Western Kentucky.....21
22	at Southwest Missouri St.....0
49	Indiana State.....21
24	at Western Illinois.....17
18	Eastern Illinois.....17
38	Weber State+.....21
13	at Marshall+.....41

+NCAA 1-AA Playoffs

Coach-Terry Allen

1992 (12-2)	
21	at McNeese State.....18
49	Idaho State.....11
27	at Iowa State.....10
41	Illinois State.....14
34	Western Kentucky.....6
30	at Southern Illinois.....25
27	Idaho.....26

34	at Indiana State.....13
15	at Eastern Illinois.....21
37	Western Illinois.....6
37	Southwest Missouri State.....12
17	Eastern Washington+.....14
29	McNeese State+.....7
7	Youngstown State+.....19

+NCAA 1-AA Playoffs

Coach-Terry Allen

1993 (8-4)	
10	at McNeese State.....27
42	at Wyoming.....45
35	Jacksonville State.....14
34	Southwest Texas.....13
20	at Southwest Missouri St.....14
17	Indiana State.....10
31	Eastern Illinois.....27
23	at Western Illinois.....25
20	at Illinois State.....19
48	Moorhead State.....0
49	Southern Illinois.....17
21	at Boston University+2OT.....27

+NCAA 1-AA Playoffs

Coach-Terry Allen

1994 (8-4)	
28	at Iowa State.....14
19	at Southwest Texas.....20
12	Southwest Missouri.....7
24	McNeese State.....34
11	at Indiana State.....10
19	at Eastern Illinois.....7
24	Illinois State.....17
36	Western Illinois.....27
12	at Idaho.....21
39	at Southern Illinois.....7
27	Eastern Washington.....17
20	at Montana+.....23

+NCAA 1-AA Playoffs

Coach-Terry Allen

1995 (8-5)	
7	at Stephen F. Austin.....26
13	at Iowa.....34
55	Lock Haven.....10
38	at Western Illinois.....7
17	Eastern Illinois.....7
27	Indiana State.....10
13	Southern Illinois.....0
19	at Southwest Missouri.....17
29	at Illinois State.....31
12	Idaho.....16
48	Winona State.....3
35	at Murray State+.....34
24	at Marshall+.....41

+NCAA 1-AA Playoffs

Coach-Terry Allen

1996 (12-2)	
31	at Southern Utah.....21
44	St. Cloud State.....7
38	Stephen F. Austin.....12
23	at Iowa State.....42
43	McNeese State.....10
47	Illinois State.....10
38	Southwest Missouri State.....31
33	at Southern Illinois.....7
23	at Youngstown State.....10
34	at Indiana State.....19
30	Western Illinois.....6
21	Eastern Illinois+.....14

38	William & Mary+.....35
14	at Marshall+.....31

+NCAA 1-AA Playoffs

Coach-Terry Allen

1997 (7-4)	
0	at Iowa.....66
39	Mankato State.....15
5	at McNeese State.....22
28	Southern Illinois.....27
50	at Illinois State.....34
22	at Western Illinois 2OT.....29
35	Youngstown State.....32
24	at Cal Poly-SLO.....38
23	at Southwest Missouri State.....22
53	Southern Utah.....33
29	Indiana State 3OT.....21

Coach-Mike Dunbar

1998 (7-4)	
13	at Eastern Michigan.....10
17	McNeese State OT.....20
20	at Southern Illinois.....27
14	at Stephen F. Austin.....10
21	Southwest Missouri State.....24
23	Illinois State.....38
31	Cal Poly.....7
31	at Indiana State.....28
42	at Youngstown State.....14
10	Western Illinois.....6
66	Winona State.....7

Coach-Mike Dunbar

UNI COACHING LOG



ROSTER OF ASSISTANT COACHES (1947-98)

(active coaches in boldface)

ALBERT, Jerry, 1982-83
 ALLEN, Terry, 1979-88
 ANDERSON, Robert, 1985-87
 ANDERSON, Wes, 1991-95
 BARNHART, Donald, 1947-50
BEARD, Steve, 1997-
 BEHRENS, Chris, 1997-98
 BICE, Greg, 1960
 BIENFANG, Homer, 1956
 BITCON, Lawrence, 1960-62
 BOALS, Dan, 1971-74
 BOLKS, Roberts, 1985-88
 BOWMAN, Carl, 1962
 BREITBACH, Louis, 1957
 CACEK, Charles, 1955
 CALLOWAY, Bill, 1970
 CARNEY, Clarence, 1959
 CHAMBERS, Wally, 1983-84
 CLARK, Jim, 1951-58
 COSO, Nick, 1980-82
 DAVIS, Jeremiah, 1981-82
 DICKINSON, Art, 1955-61
 DORAZIO, Dan, 1980-81
EAGEN, Todd, 1991-
 ERUSHA, Don, 1963-77, 1983
 EVANGELISTA, Jim, 1963
 FARLEY, Mark, 1987-96
 FRENCH, Roger, 1979
 FREENEY, William, 1997
 GARRISON, Michael, 1996
 GREEN, Reginald, 1974-77
 GREGORY, John, 1981-82
 HALL, Stanley, 1954-55
 HANSEN, Warren, 1961
 HART, Don, 1963
 HAYNES, Paul, 1997-98
HEDDEN, Chris, 1997-
 HENRY, Glen, 1966-69
 HUZJAK, Ryan, 1997-98
INGALLS, Bret, 1997-
 KETTNER, Dennis, 1972
 KLIEMAN, Chris, 1992-93
 KLINKER, Walt, 1983-95
 KOLL, Bill, 1952-56, 1958
 KOLLING, Mike, 1977-1984, 1987-91
 LICHTENBERG, Tom, 1988
 LORENZ, Thomas, 1975-78
 LYONS, Ed, 1956-57
 MASON, Tom, 1997
 MCCUSKEY, David, 1950-51
 MCQUISTON, Earl, 1971
 MONTIGNANI, Bill, 1971
 MOSELEY, Dick, 1992-96
 NABER, Brian, 1971
NIEMANN, Jay, 1997-
 NORDLY, Oliver, 1937-52
 NORMAN, Larry, 1977-80
 NORVELL, Jay, 1989

AFCA (American Football Coaches of America)

ALL-TIME DISTRICT AND REGIONAL COACHES OF YEAR

1960	District 6 Coach of Year	Stan Sheriff
1975	District 6 Coach of Year	Stan Sheriff
1985	Region 4 Coach of Year	Darrell Mudra
1992	Region 5 Coach of Year	Terry Allen
1996	Region 4 Coach of Year	Terry Allen

OLIPHANT, Richard, 1967
 PIRO, John, 1984
 PIRROTTA, Lou, 1979
 REMMERT, Dennis, 1964-87
 RUDD, Jim, 1971
 RYAN, Frank, 1968
 SALMON, Bill, 1983-96
 SAMS, Doug, 1979-82
 SCHULER, Denny, 1998
 SCHULTE, Charles, 1968-69
 SMITH, Mike, 1988-94

SOMMERLOT, Roger, 1982-83
 SULLIVAN, John, 1960
 SZABO, Steve, 1988
 THOMPSON, Larry, 1964, 1970
 THURNESS, Bob, 1989
 WALTER, Doug, 1972
 WIEGANDT, Ardell, 1987, 1989-96
 WIGHT, Del, 1996
ZENISEK, Jeff, 1997-

COMPOSITE RECORD OF UNI HEAD COACHES

COACH	W	L	T	YEARS	TITLES
No Coach	5	5	0	1895-96	0
Fred Wolff	5	1	0	1897	0
E.K. Leighton	4	0	1	1898	0
Sweetland	1	3	2	1899	0
Fred Williams	3	4	1	1900	0
G.B. Affleck	5	3	2	1901	0
Charles Pell	15	15	5	1902-05	0
No Football				1906-07	
C.B. Simmons	11	0	0	1908-09	0
J.O. Berrine	3	7	1	1910, '17	0
H.F. Pasini	8	4	2	1911-12	0
A. Berkstresser	8	18	2	1913-16	0
Russell Glaesner	1	3	0	1918	0
Ivan Doseff	6	6	2	1919-20	0
L.L. Mendenhall	15	11	2	1921-24	0
Paul Bender	25	9	6	1925-29	2
L.W. Whitford	10	13	2	1930-32	0
John Baker	6	9	2	1933-34	0
Thomas Johnson	4	2	2	1935	0
Clyde Starbeck	95	58	10	1936-42, '45-57	8*
No Football				1943-44	
William Hammer	10	8	0	1958-59	0
Stan Sheriff	129	101	4	1960-82	4*, 2#
Darrell Mudra	43	16	1	1983-87	2 1/2+
Earle Bruce	5	6	0	1988	0
Terry Allen	75	26	0	1989-96	6+
Mike Dunbar	14	8	0	1997-	0
Totals	506	336	47	1895-1998	25

*Iowa Conference Title

#North Central Conference Title

+Gateway Conference Title




UNI-DOME

The UNI-Dome, a unique, multi-purpose athletic facility built in 1976, has gained a reputation as one of the finest collegiate facilities in America. The Dome combines the features of a fieldhouse, football stadium and large auditorium. It contains accommodations for a variety of events, such as concerts, exhibitions, trade shows and convocations, in addition to football, basketball, softball, wrestling and track events. It has been host to the NCAA football playoffs, gymnastics and wrestling championships, high school football and basketball, the Iowa high school football playoffs, and was the site of the 1997 NCAA national wrestling championships.

The Dome's versatility allows for football and basketball games or track meets to be held the same day. Underneath the artificial football turf on a synthetic floor area are basketball and tennis courts and an eight-lane, 200-meter oval running track.

The turf was replaced seven years ago with a new AstroTurf manufactured by Balsam Corporation, the same material that lasted 16 years prior to the installation of the new. It's a premier surface utilized by every Dome facility in North America with the exception of one and



offers the best durability and playability of any material on the market. The former air-supported, teflon-coated fabric roof was replaced last summer with a permanent structure.

Approximately 16,400 spectators can be seated for football games and track meets and, although normal capacity is 10,000 for basketball, seating can be expanded to over 20,000. For stage productions such as concerts, total capacity can reach 25,000.

QUICK FACTS

Opened: February, 1976

First Event: UNI vs. Iowa wrestling meet

First FB Game: 1976, vs. Northern Michigan (7-41)

First UNI Victory: 1976, vs. Nebraska-Omaha (34-13)

First Televised Football Game: Sept. 9, 1978, UNI vs. Youngstown State (Mid-Continent Conference debut and first-ever televised Panther football game)

Largest Home Crowd (Sellouts): 16,324, (1990) vs. Southwest Missouri State (20-17); (1992) vs. Idaho (27-26) and Southwest Missouri State (37-12); (1993) vs. Southern Illinois (49-17); (1994) McNeese State (24-34) and Illinois State (24-17); (1995) vs. Idaho (12-16)

UNI Record in the Dome: 114-29-1, .795

Undefeated Seasons: 6, 1984, 1986, 1990, 1993, 1996, 1997 (including post-season)

Most UNI-Dome Points: 77 (UNI 77, Wayne State (NE) 0, 1988)

Most Opponent Points: 52 (Southern Illinois 52, UNI 9, 1983)

Most UNI-Dome Wins in a Season: 8 (1992, 1996)

Most UNI-Dome Losses in a Season: 4 (1978)

Longest UNI-Dome Winning Streak: 29 (Regular season, 1989-94)

Longest Losing Streak: 4 (1978-79, 1988)

Consecutive Winning Seasons: 10 (1989-98)

Consecutive Losing Seasons: 2 (1981-82)

SHERIFF FIELD NAMED AFTER STAN SHERIFF

The UNI-Dome has been the home of the Panther football program since 1976, but the field itself was named Sheriff Football Field in the spring of 1993 in honor of UNI's former football coach and athletic director. Sheriff was head football coach from 1960-82 and he also served as athletic director from 1970-83. From UNI, he went on to become athletic director at Hawaii, a position he held until dying of an apparent heart attack January 16, 1993, in Honolulu at the age of 60. Sheriff has been credited with the primary vision for the multi-purpose facility and has been given the most credit for getting the building constructed. At the time of his death, Fred Lewis, a staff columnist for The Honolulu Advertiser, wrote, "His (Sheriff's) diesel drive and far-reaching vision helped the (Hawaii) program scale milestone heights, all the while doing the near impossible in intercollegiate athletics today, operating inside the rules and in the black...Where others saw things as they had been or were, Sheriff was able to see them as they would be and plan accordingly...This was, after all, a man who in his previous job as athletic director at Northern Iowa sold the concept of a 16,800-seat, air-supported domed stadium to a disbelieving town." Former head football coach Terry Allen, who played for Sheriff, said, "Without what Stan Sheriff did, none of us at UNI would have what we have today."



UNI-DOME SEASON RECORDS

1976	3-3	1988	2-3
1977	4-3	1989	5-1
1978	2-4	1990	6-0
1979	3-3	1991	6-0
1980	6-1	1992	8-1
1981	4-2	1993	6-0
1982	4-2-1	1994	4-1
1983	4-1	1995	5-1
1984	7-0	1996	8-0
1985	7-1	1997	5-0
1986	6-0	1998	3-2
1987	6-1		

UNI-DOME RECORDS

Pass Attempts: 61, Kevin Glenn (Illinois State) 1998
Pass Completions: 35, Kevin Glenn (Illinois State) 1998
Passing Yards: 457, Kevin Glenn (Illinois State) 1998
Longest Pass: 96, Rick Fahnestock to Albert Brown (Western Illinois) 1986
Touchdown Passes: 6, Mike Smith vs. McNeese State, 1986
Interceptions: 5, Steve Sandon vs. Grand Valley State, 1981; Steve Michuta (Grand Valley State) 1981

Rushing Attempts: 48, Willie High (Eastern Illinois) 1993
Rushing Yards: 275, Steve Harris vs. Northwest Missouri State, 1984
Longest Running Play: 95, George Works (Northern Michigan) 1981
Average Rushing Yards Per Play: 12.8, Wes Anderson vs. Wayne State (17-219) 1988
Rushing TDs: 5, Paris Wicks (Youngstown State) 1981

Receptions: 11, Dan Leikoold (South Dakota) 1982; Steve Hansley (Northwest Missouri State) 1983; Dedric Ward vs. William & Mary, 1996
Receiving Yards: 247, Dedric Ward vs. Illinois State, 1996
Receiving TDs: 3, Ken Harvey vs. Youngstown State, 1981; Brian Baker vs. Indiana State, 1986; Tim Mosley vs. Southern Illinois, 1993; Dedric Ward vs. Eastern Illinois, 1993; Alonzo Clayton vs. McNeese State, 1996; Dedric Ward vs. Illinois State, 1996; Josh Whipple (William & Mary), 1996

Most Points: 30, Paris Wicks (Youngstown State) 1981
Most TDs: 5, Paris Wicks (Youngstown State) 1981

Total Offense: 517, Kevin Glenn (Illinois State) 1998

Most Field Goals Made: 4, Several (Most recent Matt Waller vs. Southwest Missouri State, 1994)

Most Field Goals Attempted: 5, Paul McFadden (Youngstown State) 1983; Mike Molstead vs. Central Missouri State, 1984; Mike Hollis (Idaho) 1992
Longest Field Goal: 54, Eric Roberts (McNeese State) 1991; Jeff Wilkins (Youngstown State) 1992

Most PATs: 11, Doug Jackson vs. Wayne State, 1988
Most PATs Attempted: 11, Doug Jackson vs. Wayne State, 1988

Most Interceptions: 3, Mike Smiley vs. Eastern Illinois, 1979
Most Interception Yards: 110, Willie Beamon vs. Eastern Illinois, 1989
Longest Interception: 90, George Brown (Mankato State) 1989

Most Tackles: 20, Joe Anderson vs. Drake, 1981; Joe Anderson vs. Youngstown State, 1981; Steve Savard (Northwest Missouri State) 1984; Tim Lance (Eastern Illinois) 1987
Sacks: 4, Matt Pedersen vs. Indiana State, 1997

Most Punt Returns: 7, Milo Popovic vs. Wayne State, 1988; Jackie Kellogg (Eastern Washington) 1992; Kenny Shedd vs. McNeese State, 1991; Tacoma Fontaine (Southwest Missouri State) 1998

Most Punt Return Yards: 145, Joe Fuller vs. Wisconsin-Whitewater, 1984
Longest Punt Return: 93, Joe Fuller vs. Wisconsin-Whitewater, 1984

Most Kickoff Returns: 9, Flip Johnson (McNeese State) 1986
Most Kickoff Return Yards: 233, Flip Johnson (McNeese State) 1986
Longest Kickoff Return: 100, Craig Nordlie vs. Drake, 1981; Chris Fontenette (McNeese State) 1992; Chris Watson (Eastern Illinois) 1995

Longest Fumble Return: 83, Patrick Hunter (McNeese State) 1994
Longest Blocked Kick Return: 89, Lavon Major (Eastern Washington) 1992

Most Punts: 13, Dan Lowney (Wisconsin-LaCrosse) 1983; Michael Andrews (Morgan State) 1991

Longest Punt: 73, Tim Mosley vs. McNeese State, 1991



PANTHERS ENJOY OUTSTANDING GRID FACILITIES

While the Panthers' players and staff certainly have had a lot to do with the success of Northern Iowa football, much can be directly related to the exceptional athletic facilities in place at UNI.

The UNI-Dome, with its recently installed new roof and artificial playing surface, offers an excellent practice field and game environment in all types of weather. Connected to the UNI-Dome is the new Wellness-Recreation Center which houses team locker rooms, a well-equipped weight room, under the direction of Jim Kramer; and an updated training room.

Blend all of that together, and it's easy to see why Northern Iowa teams continue to battle head-to-head with the nation's top teams.





THE UNIVERSITY OF NORTHERN IOWA

The University of Northern Iowa emphasizes outstanding undergraduate education, with complementary graduate programs at the master's, specialist's and doctoral levels. Building on its historic strength in teacher education, the University has developed a number of outstanding programs in its various Colleges. UNI also participates in the bachelor of liberal studies program offered by the Regents Universities, and its Division of Continuing Education and Special Programs sponsors classes off-campus in centers throughout the state. Enrollment on its 860-acre campus stands at over 13,000 students from every county in Iowa, 40 states and 48 foreign countries.

UNI's heritage and philosophy place great value on providing a student-centered educational experience. The University nurtures a premiere learning environment — it is small enough to offer its students individualized attention, yet large enough to provide a variety of resources and opportunities as well as distinguished faculty. The University prides itself on being a great teaching university, and most courses are taught by full-time faculty members (nearly 700) who are committed to helping students grow intellectually and personally.

UNI was founded in 1876 as the Iowa State Normal School. In 1909, it became Iowa State Teachers College. In 1961, the name was changed to State College of Iowa, and in 1967, the Iowa Legislature acted to change the status of the institution to that of a university under its present title.

While maintaining its primary emphasis on teacher education, the University has continued its metamorphosis toward a multi-purpose institution, with nationally acclaimed programs in many disciplines. UNI's accounting program continues to

UNI's outreach also extends to the Iowa business community through programs of the External Services Division of the College of Business Administration, including the Institute for Decision Making, Small Business Development Center, Small Business Institute, Management & Professional Development Center, Market Development Program and Industrial Site Location Program. The Iowa Waste Reduction Center provides free, non-regulatory consulting services on waste management to the state's small and medium-sized companies. The Iowa Plastics Technology Center and the Center for Applied Research in Metal Casting are among UNI's newest service programs designed to diversify, expand and strengthen Iowa's economy.


UNI offers a wide variety of cultural programs, lectures and conferences. The Continuing Education division, often in conjunction with the University's Office of Conference and Visitor Services, also cooperates with

business and industry in programs of study and development on the campus.

WORLD.WIDE.WISDOM

Great Learning Comes From Great Teaching

be ranked among the best in the nation. UNI student groups ranging from chemistry to conservation to public relations have been recognized by their respective national groups for the excellence of their programs.



ADMINISTRATION



PRESIDENT

DR. ROBERT KOOB

Robert Koob, a Northern Iowa alumnus, returned to his alma mater in August of 1995 as its eighth president. A 1962 graduate of what was then State College of Iowa, Koob was named president July 1, 1995, by the Iowa State Board of Regents.



Koob had been a senior vice president and vice president for academic affairs at California Polytechnic State University at San Luis Obispo, CA, since 1990.

Prior to his position at Cal Poly, the 55-year old Koob was vice president of academic affairs at North Dakota State from 1985-90 and he served a one-year term as interim president from 1987-88.

At Cal Poly, Koob was director and chair of the Cal Poly Foundation and served on a number of CSU system committees, including the CSU Commission on Telecommunications Infrastructure.




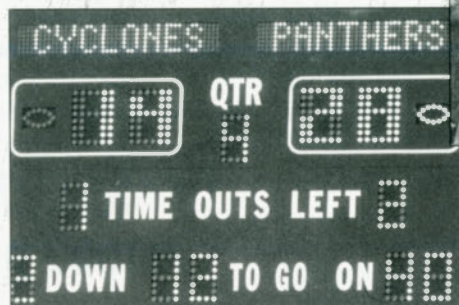

He began his teaching career at North Dakota State in 1967 as an assistant professor of chemistry, advancing to professor of chemistry in 1972. He served that institution in several capacities before assuming the vice presidency. He was chair of the chemistry department for six years, and acting chair of the physics department one year, as well as dean of the College of Science and Mathematics from

1981-84.


Koob graduated from State College of Iowa with a bachelor's in chemistry and earned his doctorate in chemistry from Kansas in 1967. He and his wife, Yvonne, have seven grown children.

"It's an honor for me, as a UNI graduate, to return as president," he said at the time of his appointment. "I can't imagine anyone being more honored in the state of Iowa."





GAME DAY





1999 SCHEDULE

Sept. 4	at McNeese State	7:00 p.m.
Sept. 11	at Ohio University	6:00 p.m.
Sept. 18	CENTRAL WASHINGTON	6:30 p.m.
Sept. 25	SOUTHERN ILLINOIS* (Family Night)	6:30 p.m.
Oct. 2	at Illinois State*	3:30 p.m.
Oct. 9	CAL POLY (Homecoming)	1:30 p.m.
Oct. 16	at Southwest Missouri State*	1:30 p.m.
Oct. 23	YOUNGSTOWN STATE*	3:05 p.m.
Oct. 30	INDIANA STATE*	6:30 p.m.
Nov. 13	at Western Illinois*	1:05 p.m.
Nov. 20	SOUTHWEST STATE	6:30 p.m.

*Gateway Football Conference Game

All Times Central