

1998

Northern Iowa '98 (Football)

University of Northern Iowa

Let us know how access to this document benefits you

Copyright ©1998 Athletics, University of Northern Iowa

Follow this and additional works at: <https://scholarworks.uni.edu/amg>



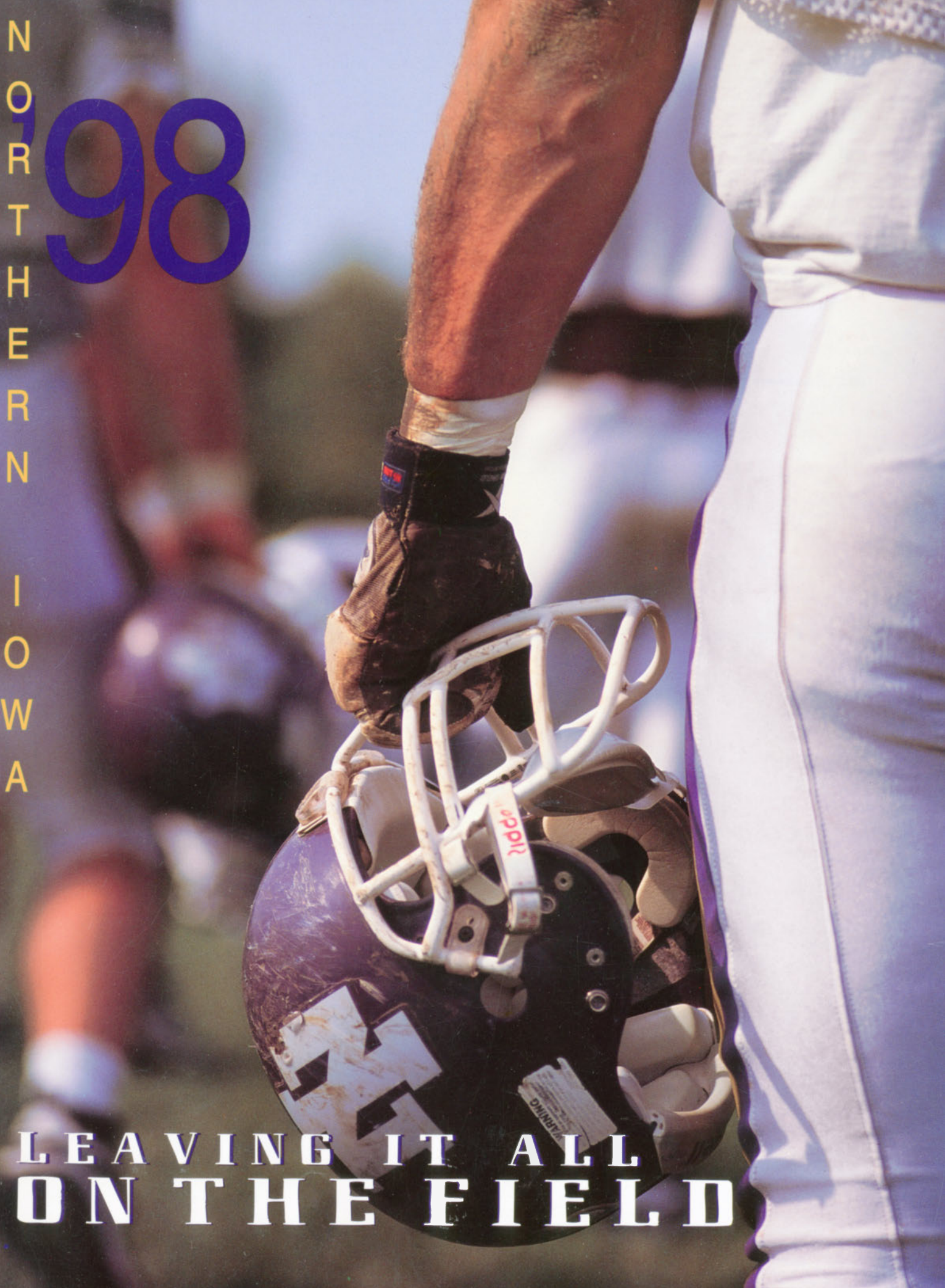
Part of the [Higher Education Commons](#)

Recommended Citation

University of Northern Iowa, "Northern Iowa '98 (Football)" (1998). *Athletics Media Guides*. 247.
<https://scholarworks.uni.edu/amg/247>

This Book is brought to you for free and open access by the Athletics at UNI ScholarWorks. It has been accepted for inclusion in Athletics Media Guides by an authorized administrator of UNI ScholarWorks. For more information, please contact scholarworks@uni.edu.

Offensive Materials Statement: Materials located in UNI ScholarWorks come from a broad range of sources and time periods. Some of these materials may contain offensive stereotypes, ideas, visuals, or language.



N
O
R
T
H
E
R
N

I
O
W
A

98

LEAVING IT ALL
ON THE FIELD

1998 SCHEDULE

DATE	OPPONENT/SITE	TIME	SERIES RECORD
Sept. 3	Eastern Michigan/Ypsilanti, MI	5:00 p.m.	3-5
Sept. 12	MCNEESE STATE/UNI-Dome	6:30 p.m.	5-3
Sept. 19	Southern Illinois*/Carbondale, IL	1:30 p.m.	10-6
Sept. 26	Stephen F. Austin/Nacogdoches, TX	7:00 p.m.	1-1
Oct. 3	SOUTHWEST MISSOURI STATE*/UNI-Dome (Family Night)	6:30 p.m.	15-3
Oct. 10	ILLINOIS STATE*/UNI-Dome	6:30 p.m.	11-3
Oct. 17	CAL POLY-SLO/UNI-Dome (Homecoming)	1:30 p.m.	0-1
Oct. 31	Indiana State*/Terre Haute, IN	12:30 p.m.	11-3
Nov. 7	Youngstown State*/Youngstown, OH	12:00 p.m.	8-4
Nov. 14	WESTERN ILLINOIS*/UNI-Dome	6:30 p.m.	18-8
Nov. 21	WINONA STATE/UNI-Dome	6:30 p.m.	2-0

All Times Central

1997 RESULTS

7-4 Overall, 5-1 Gateway Conference (2nd)

DATE	OPPONENT/SITE	SCORE		ATT.
Sept. 6	Iowa/Iowa City, IA	0-66	L	66,325
Sept. 13	MANKATO STATE/UNI-Dome	39-15	W	9,379
Sept. 20	McNeese State/Lake Charles, LA	5-22	L	11,627
Sept. 27	SOUTHERN ILLINOIS*/UNI-Dome	28-27	W	12,829
Oct. 4	Illinois State*/Normal, IL	50-34	W	8,986
Oct. 11	Western Illinois*/Macomb, IL	22-29 2OT	L	13,446
Oct. 18	YOUNGSTOWN STATE*/UNI-Dome	35-32	W	12,218
Oct. 25	Cal Poly-SLO/San Luis Obispo, CA	24-38	L	8,427
Nov. 1	Southwest Missouri State*/Springfield, MO	23-22	W	15,634
Nov. 8	SOUTHERN UTAH/UNI-Dome	53-33	W	10,318
Nov. 15	INDIANA STATE*/UNI-Dome	29-21 3OT	W	10,879

Home Games in CAPS

*Gateway Conference Games



®



Ty Talton needs only four more interceptions to tie a school record with 20 in a career.



Sophomore Eddie Berlin was the Panthers' second-leading receiver in '97.



Senior tackle Dempsey Miller celebrates a Panther win against No. 1 Youngstown State last year.

MEDIA INFORMATION

UNI Media Outlets	2
1998 Travel Plans	2
Media Information	3

1998 PREVIEW

Outlook	4-6
Depth Chart	7
Rosters	8-9

STAFF

Head Coach Mike Dunbar	10-11
Assistants	12-14
Support Staff	14

PLAYERS

Profiles	15-23
Recruits	24

OPPONENTS

Gateway Composite Schedule	25
Opponents	26-28
Series Records	29

GATEWAY CONFERENCE

Profile	30
1997 Statistics	31-32
All-Conference Teams	33

1997 REVIEW

1997 UNI Statistics	34-38
Game-by-Game Review	38-41

HISTORY

Season Openers	41
Playoff History	42-43
1997 1-AA Weekly Poll	44
1-AA Final Polls	45
1-AA Yearly Statistical Rankings	46
UNI's NCAA Records	46
Playoff Records	47
Team Records	48
Individual Records	49
Annual Statistics	50
Annual Champions	51-56
Coaching History	56
All-Americans	57

Pros	58
Captains	59
All-Time All-Conference	60-61
All-Time Letterwinners	62-63
Academic All-Conference	64
Homecoming Results	64
Versus All Opponents	65
Year-by-Year Results	66
All-Time Scores	67-70

THE UNIVERSITY

Campus	70
President Koob	71
Athletic Director	71
UNI Directory	72
Facilities	73-74
UNI-Dome Records	75

THE UNIVERSITY OF NORTHERN IOWA

LOCATION	Cedar Falls, IA 50614
FOUNDED	1876
ENROLLMENT	13,000
PRESIDENT	Dr. Robert Koob
FACULTY REPRESENTATIVE	Dr. Jack Wilkinson
DIRECTOR OF ATHLETICS	Christopher Ritrievi
NICKNAME	Panthers
COLORS	Purple and Old Gold
STADIUM	UNI-Dome
PRESS BOX NUMBER	319-273-6311
CONFERENCE	Gateway Football Conference (Illinois State, Indiana State, Northern Iowa, Southern Illinois, Southwest Missouri State, Western Illinois, Youngstown State)
AFFILIATION	NCAA 1-AA
DIRECTOR OF SPORTS MEDICINE	Terry Noonan (319-273-6369)
ATHLETIC MEDIA RELATIONS DIRECTOR	Nancy Justis (319-273-6354)
MEDIA RELATIONS FAX	319-273-3602

FOOTBALL STAFF (319-273-6175)

HEAD COACH	Mike Dunbar
ASST. HEAD COACH/WIDE RECEIVERS	Jeff Zenisek
DEFENSIVE COORDINATOR	Denny Schuler
OFFENSIVE COORD./OFFENSIVE LINE	Bret Ingalls
DEFENSIVE LINE	Todd Eagen
DEFENSIVE BACKS	Paul Haynes
RUNNING BACKS	Chris Hedden
LINEBACKERS	Jay Niemann
TIGHT ENDS	Steve Beard
QUARTERBACKS	Ryan Huzjak
OUTSIDE LINEBACKERS	Chris Behrens
SECRETARY	Nancy Scoggins

IMPORTANT DATES TO REMEMBER

Gateway Football Conference Media Day (St. Louis, MO)	Thursday, July 30
Freshmen, Transfers Report	Friday, August 7
Varsity Report	Tuesday, August 11
First Practice	Tuesday, August 11
First Day in Pads	Friday, August 14
Pre-Season Media Day	Tuesday, August 11
Season Opener, at Eastern Michigan	Thursday, September 3
Home Season Opener, McNeese State	Saturday, September 12

UNI FAX ON DEMAND FOOTBALL DIRECTORY

Spotys Systems Services	201-461-4256
Complete Release	6793
Weekly Tentative Two-Deeps	6796
Rosters	6792
Statistics	6794
Press Conference Quotes	6790
Individual Game Statistics	6795
Schedule	6791

The 1998 Northern Iowa Football Media Guide was written and edited by UNI Athletic Media Relations Director Nancy Justis. Design assistance by Audrey Schroeder, UNI Office of Public Relations. Photography by Jeff Martin, Gerald Anglum and the student staff of OPR. Printed by Waverly Publishing Company.

NORTHERN IOWA PRIMARY MEDIA OUTLETS

NEWSPAPER

Associated Press: Chuck Schoffner, P.O. Box 1741, Des Moines, IA 50306...1-800-453-2113

***Cedar Rapids Gazette:** Mark Dukes, Sports Editor, 500 3rd Ave. S.E., Cedar Rapids, IA 52401...319-398-8257, 1-800-397-8258

***Des Moines Register:** Dave Witke, Sports Editor, P.O. Box 957, Des Moines, IA 50304...1-800-532-1455 (IA Only), 1-800-247-5346 (Out of state)

***Northern Iowan:** Sports Editor, University of Northern Iowa, Cedar Falls, IA 50614...319-273-2157

Quad City Times: Sports Editor, P.O. Box 3828, 124 E. 2nd St., Davenport, IA 52801...319-383-2220

***Waterloo Courier:** Kevin Evans, Sports Editor, P.O. Box 540, Waterloo, IA 50704...319-291-1466

TELEVISION

KCCI-TV: Heidi Soliday, Sports Director, P.O. Box 10305, Des Moines, IA 50306...515-247-8811

KCRG-TV: John Campbell, Sports Director, 2nd Ave. at 5th St. S.E., Cedar Rapids, IA 52401...319-398-8391

KGAN-TV: Rod Mackey, Sports Director, P.O. Box 3131, Cedar Rapids, IA 52406...319-395-9081

***KWWL-TV:** Bryan Lessly, Sports Director, KWWL Bldg., 500 E. 4th St., Waterloo, IA 50703...319-291-1246

RADIO

***KCNZ:** Tracey Williams, Sports Director, 721 Shirley St., P.O. Box 248, Cedar Falls, IA 50613...319-277-1918

***KCRR:** Elwin Huffman, 501 Sycamore St., Suite 638, Waterloo, IA 50703...319-235-7774

KHAK: Bob Brooks, Sports Director, 425 Second St. N.E., Suite 450, Cedar Rapids, IA 52401...319-365-9431

***KWLO:** Kelly Neff, Sports Director, Box 1330, Waterloo, IA 50703...319-234-2200

***KOEL:** Gary Rima, Sports Director, P.O. Box 391, Oelwein, IA 50662...319-283-1234

WMT: Ron Gonder, Sports Director, P.O. Box 2147, Cedar Rapids, IA 52406...319-395-0533

MISCELLANEOUS

***Gateway Football Conference:** Mike Kern, Assistant Commissioner, 1000 Union Station, Suite 333, St. Louis, MO 63103...314-421-2268; FAX 314-421-3505; Scoreboard 314-569-5636

Missouri Valley Conference: Jack Watkins, Assistant Commissioner, 1000 Union Station, Suite 333, St. Louis, MO 63103...314-421-0339

***Northern Iowa Media Relations:** Nancy Justis, Director, UNI-Dome NW Upper, Cedar Falls, IA 50614-0314...319-273-6354; FAX 319-273-3602

***Scott Peterson, KOEL Color Analyst:** 1410 Pin Oak Dr., Cedar Falls, IA 50613

**These outlets would appreciate receiving weekly press releases and the football media guide. Other outlets should receive releases the weeks of competition against Northern Iowa.*

Here all Panther home and away football games on the Northern Iowa Sports Network and TEAMLINE. Flagship station KOEL-FM (92.3 Oelwein/Waterloo/Cedar Falls), with affiliates KIWA-FM (105.3 Sheldon), KWKY (1150 AM Des Moines), KNOD-FM (105.3 Harlan), KLGA-FM (92.7 Algona) and KGRA-FM (98.9 Jefferson). KLMJ-FM (104.9 Hampton), KGLO (1300 Mason City), KOEL (AM 950 Oelwein) and KMA (960 AM Shenandoah) will carry selected games. The Northern Iowa Sports Network also sponsors the Mike Dunbar Live Call-In Show each Thursday during the season from 6:30-7 p.m. To participate, call 1-800-923-KOEL (5635) or listen to it on TEAMLINE (1-800-846-4700, UNI Code 1158). The stations participating in the Call-In Show, besides KOEL-FM, include KOEL 950-AM, KWKY-AM (Des Moines), KGRA-FM (Jefferson), KLMJ-FM (Hampton) and KGLO (Mason City).



Northern Iowa Sports Network personalities, analyst Scott Peterson, left, and Gary Rima, play-by-play

1998 TRAVEL PLANS

NORTHERN IOWA at Eastern Michigan — Sept. 3
Leave from Waterloo, IA, Thursday, Sept. 3, on charter flight at 12:30 p.m. Central...Return immediately following game.

NORTHERN IOWA at Southern Illinois — Sept. 19
Leave from Waterloo, IA, Saturday, Sept. 19, on charter flight at 10 a.m. Central...Return immediately following game.

NORTHERN IOWA at Stephen F. Austin — Sept. 26
Leave from Waterloo, IA, Saturday, Sept. 26, on charter flight at 12 Noon Central...Day rooms at the Fredonia, 409-564-1234...Return immediately following game.

NORTHERN IOWA at Indiana State — Oct. 31
Leave from Waterloo, IA, Saturday, Oct. 31, on charter flight at 9 a.m. Central...Return immediately following game.

NORTHERN IOWA at Youngstown State — Nov. 7
Leave from Waterloo, IA, Saturday, Nov. 7, on charter flight at 8 a.m. Central...Return immediately following game.

PRESS/PARKING CREDENTIALS

All requests for credentials should be made at least **three days in advance**. Credentials are left at the Northwest entrance Will Call window of the UNI-Dome. In accordance with recommendations from the Associated Press Sports Editor's Association, **complimentary passes will not be available** to the media. Only working press will be assigned seats in the press box. Those media representatives wishing to purchase tickets are urged to contact the UNI-Dome Ticket Office (319-273-6131). **Parking** is available in the Wellness/Recreation Center lot located north of the UNI-Dome. Credentialed names will be left with the parking attendant. A parking pass is not required.

PRESS BOX

Northern Iowa's working facilities are located on the east side of the UNI-Dome. Access is available at either the north or south end staircases. The press box is reserved for **credentialed** sportswriters, radio personnel, statisticians, team filmers, and home and visiting coaching staff. Scoreboard and public address personnel also are housed in the press box.

BROADCASTING

Permission to broadcast must be secured at least two weeks in advance from the Athletic Media Relations Director at 319-273-6354. Line installations must be ordered by the individual station through Randy Hayes, UNI Voice Services Manager, at 319-273-7473. Northern Iowa operates a reciprocal "trade-out" system for Gateway Football Conference teams, and the lines are available to non-conference opponents for a nominal line charge. Each station will be allocated up to three seats and passes. The broadcast space is located at the south end of the press box. Only one visiting station or network (designated by the visiting team) will be granted broadcast space.

PHOTOGRAPHERS

Working space for television film crews is limited. Cameras for working crews should be set up on the platform in the stands located just below the press box, while team cameras may be set up in the middle photo bay area in the press box.

PROFESSIONAL SCOUTS

Professional scouts will be accommodated in the press box as space permits. Each professional club requiring space should contact the Athletic Media Relations Office at least two weeks in advance for credentials. Credentials are not mailed, but will be left at the Northwest Entrance Will Call Window of the UNI-Dome.

PRESS BOX SERVICES

Game programs, flip cards, complete statistics, and pre-game notes are provided at each Panther game. Two telephones are available post-game in the press box working area. A light meal will be served at halftime.

POST-GAME INTERVIEWS

Following the 10-minute cooling off period, Coach Mike Dunbar and requested players will meet the media in the Panther Room, located at the northeast corner of the arena, concourse-level. The UNI locker room is open following the 10-minute cooling off period. Every effort is made to have the visiting head coach available for interviews in the Panther Room following Coach Dunbar. Final post-game arrangements can be made with the visiting sports information director and those arrangements will be forwarded to working media.

PRESS LUNCHEONS

Northern Iowa head coach Mike Dunbar or one of his staff will be in attendance at the weekly Press Luncheons held each Monday at 12 noon on the lower level of Tally's Grand Cafe on University Avenue. The Press Luncheons are open to the public.

IN-SEASON INTERVIEW POLICY

The Northern Iowa Athletic Media Relations Office and the football coaching staff are eager to assist the media with player and coach interview requests. To help in this endeavor, it is requested that the media contact the Media Relations Office for all player interviews, at which time the requested player's phone number will be given to the media. Players also may be interviewed prior to or directly after practice during the season. **Media can contact the football office directly for all coaching staff interviews.** However, Coach Dunbar has requested those interviews be held Wednesdays through Fridays between 11 a.m. and 2 p.m. He also is available at each Monday's Press Luncheon. Coach Dunbar or his assistants may be reached in the football office at 319-273-6175.



Your Host — ATHLETIC MEDIA RELATIONS DIRECTOR

Nancy Justis is in her 19th year as UNI's Athletic Media Relations Director after serving as the school's first fulltime assistant. A native of Cedar Rapids, IA, Justis came to UNI in 1974 after one year as a reporter for the Fort Collins (CO) Coloradoan. She spent two years in UNI's Office of Public Relations as an assistant editor

and news writer, then moved into sports information in 1976, where she served as the assistant for three years before being named director. She is a member of the Northeast Iowa Chapter of Women in Communications, Inc., the United States Basketball Writers Association and the College Sports Information Directors of America (CoSIDA). She served as chair of CoSIDA's Career Enhancement Committee for several years and has received various awards for her publications from that organization. Justis earned her bachelor's degree from the University of Iowa in 1973. She served as an assistant venue press chief at the 1984 Los Angeles Summer Olympics and at the 1987 Pan American Games. She and her husband, Bob, who announces Panther home football and men's basketball games, have one daughter, Nicole.

Justis at Work	319-273-6354
Justis at Home	319-277-3631
FAX	319-273-3602
E-mail	Nancy.Justis@uni.edu

GATEWAY FOOTBALL CONFERENCE

1000 St. Louis Union Station, Suite 333
St. Louis, MO 63103

Office	314-421-2268
FAX	314-421-3505
Bulletin Board	314-421-0444
Scoreboard	314-569-5636
FAX On Demand	201-461-4256
Release Document 6093	
Statistics Document 6094	
Conference Players of Week Document 6095	
Founded 1985	
Staff	Patty Viverito, Commissioner
	Mike Kern, Assistant Commissioner
	Ed Tschannen, Supervisor of Officials

PANTHERS LOOK FOR RETURN TO DOMINANCE IN GATEWAY CONFERENCE

Fifteen starters, including six on offense and nine on defense, and a total of 37 lettermen return from Northern Iowa's 1997 team which finished 7-4 overall and 5-1 in the Gateway Football Conference, placing second.

Those 37 lettermen will be the foundation for the 1998 club which begins the season September 3 at 1-A Eastern Michigan, then continues to play one of the Panthers' toughest schedules ever, if not THE toughest. In all, UNI will **face three teams which played in last year's 1-AA playoffs**, including Gateway champion **Western Illinois**, which the Panthers lost to in double overtime; and **national champion Youngstown State**, which placed third in the Gateway behind UNI. UNI defeated the Penguins 35-32 when YSU was ranked no. 1 in the nation. **McNeese State**, the Panthers' first home game on September 12, lost to YSU in the 1-AA title game. Stephen F. Austin, with an 8-3 mark in '97, and Cal Poly, at 10-1, just missed the playoffs and also appear on the Panthers' slate.

Missing an eighth straight trip to the playoffs and at least a share of their eighth straight conference title, the Panthers are looking forward to reclaiming their position atop the Gateway Conference.

Last season was a year of transition for the team, and transitions are never easy. The Panthers played for a new coaching staff, under a new system. Mike Dunbar, offensive coordinator at Toledo the previous five seasons, was named UNI's head coach in January of 1997.

UNI opened the '97 campaign with a 66-0 loss at 1-A Iowa. It came home the next week to defeat Division II Mankato State 39-15, then lost 22-5 at then sixth-ranked McNeese. Still trying to adjust to a new system and a new quarterback, the Panthers won two consecutive games — 28-27 at home against Southern Illinois, and 50-34 at Illinois State.

What turned out to be the roadblock in UNI's Gateway title streak occurred at fifth-ranked Western Illinois, with the Leathernecks defeating the Panthers 29-22 in a double-possession overtime. UNI seemingly had the game won with 40 seconds left in regulation when a mishandled extra point attempt led to WIU's fumble return for the two-point defensive PAT and a tied ball game.

The Panthers bounced back from that devastating loss to defeat no. 1-ranked YSU at home, then played perhaps their flattest game of the year at non-ranked Cal Poly, losing 38-24. UNI won its last three games — 23-22 at Southwest Missouri State, 53-33 against Southern Utah and 29-21 in a triple-possession overtime over Indiana State.

With its one conference loss, the Panthers needed YSU to defeat WIU in the final game of the

year to earn a three-way tie for first in the Gateway, but the Leathernecks came from behind to defeat the Penguins. WIU earned the league's automatic berth in the playoffs, while YSU was an at-large pick.

"I think we (had) been through an up and down year in terms of a lot of different things in the development of the team, and the development of team chemistry," Dunbar said at the conclusion of the season. "Any team, no matter what is going on, team chemistry and work ethic is important to the success of that team. Within the transitional aspect, there were some changes. We worked through some of those, but other things began to surface. But I think the team as a whole continued to grow as a unit."

"After the McNeese game, we, as a team, sat down and talked. We, as coaches, challenged the players. The players challenged themselves. There were some things they needed to do. We obviously did not play very well at Cal Poly. That was disappointing to all of us. But they bounced back with three must-wins in a row. We came a long way since the first game."

"I'm satisfied with the way we ended," Dunbar added. "I'm not satisfied with the overall outcome. I don't think a 7-4 record is something we aspire to on a regular basis. You play the cards you're dealt. We got off to a tough start and I think we were able to rebound along the way. The one down week, as I've said, was the trip to Cal Poly. We played flat after the big, big win against Youngstown. Parity of football is tough today. Keeping your team that high week after week is very difficult. But our expectation level and hopes for our overall record is higher than 7-4."

UNI loses 13 seniors from last year's squad, including nine four-year players. Major losses include flanker Alonzo Clayton, the team's third-leading receiver who signed a free agent contract with the Cincinnati Bengals; defensive back Maceo Strickland, linebacker Travis Schipper, the team's fourth-leading tackler; offensive guard Andy Pattee, offensive tackle Chris Clapp and defensive tackle Jay Heimsoth, who signed a free agency with the Kansas City Chiefs.

Other players who certainly will be missed include Washington transfers, running back Terry Hollimon and quarterback Shane Fortney. Hollimon rushed for a team-high 864 yards and 10 TDs. He had five straight games at the end of the year with at least 100 yards. Fortney completed 180-of-349 passes for 2,558 yards and 16 TDs in his only year in a Panther uniform.

Key players returning include the team's top two receivers — all-American Mike Furrey (82-1,291, 7 TDs), who also was one of the top return men — and Eddie Berlin (46-640, 8 TDs); defensive back and kickoff return specialist Tyree



CAPSULE OUTLOOK

Head Coach: Mike Dunbar (Washington, 1972)...2nd year at Northern Iowa...8th season as a head coach, compiling a 61-13-1 overall mark, including at Central Washington in 1983 and from 1987-91...named head coach at Northern Iowa January 9, 1997, Dunbar came to the Panthers after five years as offensive coordinator at the University of Toledo...also served coaching stints at Massachusetts (1984-86) and as defensive coordinator at CWU (1980-82)...Kodak Region I and Columbia Football

Association Coach of the Year (1988, '89, '90).

Assistant Coaches: Jeff Zenisek (Central Washington, 1983), Asst. Head Coach, Wide Receivers; Bret Ingalls (Idaho, 1984), Offensive Coord., Offensive Line; Denny Schuler (Oregon, 1969), Defensive Coord.; Todd Eagen (Northern Iowa, 1991), Defensive Line; Paul Haynes (Kent State, 1992), Defensive Backs; Chris Hedden (Heidelberg College, 1994), Running Backs; Jay Niemann (Iowa State, 1983), Linebackers; Steve Beard (Northern Iowa, 1997), Tight Ends; Ryan Huzjak (Toledo, 1997), Quarterbacks; Chris Behrens (Wartburg, 1994), Outside Linebackers.

1997 Overall Record: 7-4

1997 Conference Record/Finish: 5-1/2nd

Offensive Formation: Pro Style

Defensive Formation: 4-3

Starters Lost (9): Offense — 6, Defense — 3, Specialists — 0

Lettermen Lost (13): Offense — 8, Defense — 5, Specialists — 0

Starters Returning (15): Offense — 5, Defense — 8, Specialists — 2

Lettermen Returning (37): Offense — 15, Defense — 20, Specialists — 2

Talton, punter Randy Hall (36.2 avg.), kicker Julio Guzman (9-15 FGs, 25-34 PATs), and the team's top three tacklers — linebacker Matt Pedersen (131 TT), free safety Ryan Doak (99 TT) and end Erik Nelson (78 TT).

The Panthers will be **led by a new quarterback** once again when Kent transfer Todd Goebbel apparently won the starting job in spring drills. The staff also is continuing to develop a more consistent running game and kicking game and two starters in the offensive line must be replaced.

Dunbar and his staff **signed 25 players** to national letters of intent in February, including five transfers and 11 Iowa products.

"There were two key areas we concentrated on in our recruiting," Dunbar said. "We were looking at the speed the player could bring to his position and the team, and we wanted balance in the class in terms of linemen and the skilled positions. On paper, I think we succeeded in meeting our objectives. I think this can be an outstanding class."

Now that more time has elapsed since the end of the 1997 season, Dunbar has been able to put a little distance between his first hectic year and the fast-approaching 1998 campaign.

"I think more than anything is the whole staff got ourselves familiarized with the league and really, more familiarized with our own team," he said. "After an 11-game schedule (last year), we have much more insight on what it takes to be successful and competitive in the league and the abilities of our players. I think the second year in the league will be much easier for the kids because they'll know what to expect. We'll get them in more successful situations faster because we'll

know more about them."

"The other thing we found out is (the Gateway) is just a tremendously competitive league," Dunbar added. "There are no days off. The gap from top to bottom is not very far. We need to keep moving ahead. Why were we not conference champions last year? One play. Youngstown finishes third in the league and wins the national title."

Quarterbacks

The Panthers have been in the difficult position of playing a one-year starting quarterback for five straight years, and it looks like the situation won't change this fall. Senior transfer **Todd Goebbel** of Kent University seemingly won the job over sophomore **Ryan Helming** and junior **Brian Andersen** in the spring.

"We had a huge gap at quarterback," Dunbar explained. "We went from fifth-year seniors all these years to Helming, who was no. 2. We were going to take either a junior college transfer or a transfer student who had played. With Goebbel, Helming and Andersen, who is showing good improvement, we signed one freshman. We wanted a quarterback in each class."

Goebbel was a three-year starter at Kent, but he played in only three games in 1997 due to an injury. He completed 41-of-85 passes for 536 yards and three TDs last year and was on pace to rewrite Kent's career passing records before being sidelined. Neither Helming or Andersen has seen much action at signal caller, though Helming has been the team's holder.

The Panthers lose Washington transfer Shane Fortney to graduation. The second-team all-conference choice completed 180-of-349 passes for 2,558 yards and 16 TDs last year.

Running Backs

The Panthers lose four of their top six rushers from last year, including Washington transfer Terry Hollimon, the team's top ground gainer with 200 carries for 864 yards and 10 TDs.

To develop depth and experience, Dunbar and his staff moved former linebacker **Steve Jenkins** to tailback to back up returnee **Justin Roberson**, who has been bothered by injuries his entire career. Also moved to the running back position is former tight end **Mike Poppen**, who was listed as a starter at fullback. Poppen most probably will be used solely as a blocking back.

"At running back, we needed to find experience," Dunbar noted. "We went from three seniors, where some did better than others, to none. We've got Roberson, and that was it. (Sophomore) **Walter Randall** is going to play tailback.

(Freshman) **Carl Biddings** is going to play tailback. Roberson certainly has demonstrated the ability on a one-game basis, but he needs to do it game in and game out.

We need to keep him healthy."

Roberson was the team's second-leading rusher, playing in nine games, with 85 carries for 322 yards and six TDs. Randall played in



Mike Furrey

10 games, carrying the ball 17 times for 73 yards and three TDs. Ferguson and Biddings had only nine carries, 60 yards and one TD between them. Biddings is receiving a medical redshirt after undergoing knee surgery last season.

Wide Receivers/Tight Ends

"I think we're going to be very good at wide receiver," Dunbar said. "We have everybody back except for Alonzo (Clayton). The only senior in the group is **Tamon Thomas**. That's a pretty good young group with a lot of talent.

"We need to improve at tight end overall. We have **Justin (Nofal)** back. And we signed three new kids. This is a position in our style of offense that we would like to get more productivity. I think that'll come. Justin will be only a sophomore."

Heading the list is junior second team all-American **Mike Furrey**, a transfer from Ohio State. He set school and Gateway Conference records in receptions (82) and yards (1,291) while scoring seven times from the H-Back position. Split end, sophomore **Eddie Berlin**, was the team's second-leading receiver with 46 catches for 640 yards and eight TDs. Thomas, a flanker, caught 10 passes for 124 yards.

Missing is Clayton, the team's third-leading receiver with 35 catches for 622 yards and four TDs, and starting tight end Scott Streets, who caught only two passes. Clayton signed a free agent contract with the Cincinnati Bengals. Also gone is running back Terry Hollimon, who was the fourth-leading catcher with 12.

Other candidates include sophomore split end **Jake Soliday**, sophomore flanker **Aaron Bennett**

and sophomore H-Back **Cody DeHaan** (5-28). Behind Nofal at tight end is junior **Mike Poppen**, who also is being tried as a blocking back.

Offensive Line

The offensive line has been a concern only in terms of developing depth. "We lost two seniors (OTs **Chris Clapp**, **Andy Pattee**) who started forever. We need to replace them. This will be crucial," Dunbar said. (Center) **Brad Meester** and (tackle) **Matt Beals** are back. That's a pretty good nucleus to start with. (Tackle) **Nate Zehr** played some, as did **Brian Beck**."

Beals and Zehr are listed as the starting tackles heading into the fall, with Meester retaining his starting role at center. Senior **Brian Beck** and sophomore **Brad Harms** are listed at guard. Sophomore **Aaron Buss** is backing up Beals,



Tyree Talton

senior reserve **Brian Billick** is listed behind Zehr, with redshirt freshman **Tony Lemmo** behind Beck at guard and sophomore **Jonathan Murray** behind Harms. Redshirt freshman **Joseph Rieber** is playing behind Meester.

Special Teams

Punter **Randy Hall** and kicker **Julio Guzman** return, but both need to improve in consistency. Hall averaged 36.2 yards on 55 punts, with a long of 51, and placed 15 within the opponents' 20, but he also had two blocked. Guzman was very inconsistent, particularly early in the year, making only nine-of-15 field goals, with a long of 49, and only 25-of-34 extra points.

Sophomore **Phil Soash** is battling Guzman, whereas Kent quarterback transfer **Todd Goebbel** attempted some punting in the spring.

The Panthers hope snapper **Andy Morris** will stay healthy after missing all of last year to a severe knee injury. He's also fighting for position at one linebacker spot, but he could be UNI's best snapper ever if he can stay healthy. Snapping was a problem a year ago. Coming out of the spring, linebacker **Andrew Elmer** was listed as the field goal-PAT snapper and Morris was handling the snaps on punts.

UNI returns its top three kickoff return men in defensive back **Tyree Talton** (25-604, 24.2 avg.), H-Back **Mike Furrey** (7-106, 15.1 avg.) and split end **Eddie Berlin** (4-58, 14.5 avg.). Furrey also returned nine punts for a 16.2 average. Bengal free agent **Alonzo Clayton** also returned nine punts for a 5.9 average.

Defensive Line

The Panther defensive front looks very capable with the return of ends **Erik Nelson** and **Scott Meredith**, nose **Tim O'Neill** and Iowa State transfer **Jack Mitchell** at tackle.

"I like our chances up front," Dunbar said. "Nelson should be a force, O'Neill is back after starting as a redshirt freshman, Meredith healthy

should be much more productive, Matt Peterson played quite a bit at end, and we have **Dempsey Miller** back at tackle. Inside, I think **Matt Zehr** has improved and **Mitchell** played almost every game at Iowa State. He certainly should be a factor in the mix, along with the three guys we signed. So I think the d-line is a good nucleus, but we need to continue to develop depth."

First team all-conference pick Nelson was the team's third-leading tackler with 48 solos and 30 assisted tackles, along with nine sacks and 10 tackles for loss. O'Neill recorded 33 solos and 29 assisted stops with a team-high 11 tackles for loss. Meredith missed two games to injury, bringing in 36 total tackles, and Peterson had 29.

Others vying for position include freshman redshirt **Londo Thompson** and sophomore **Jake Dolash** at ends, and junior **Nate Werneburg** at nose.

The primary loss here is Jay Heimsoth, who signed a free agent contract with the Kansas City Chiefs. He recorded 42 tackles in nine games.

Linebackers

All-American **Matt Pedersen** leads a stellar cast of linebackers after recording 131 total tackles a year ago, including 71 solos and a team-high 11 sacks. He'll be joined by Iowa State transfer **Brandon Rutledge**, starter **Drew Elmer** and **Luke Wilson** as possible starters. Also battling for starting roles are **Andy Morris**, **Adam Vogt**, **Greg McKinstry** and **Leon Miller**.

Elmer started 10 games and was the sixth-leading tackler with 63 stops. McKinstry recorded 26 tackles, Miller 19 and Wilson played in only six games. Morris redshirted with a severe knee injury.

"Linebacker, can we stay healthy?" Dunbar asked. "Andy Morris is back, Steve Jenkins moved to running back, Matt Pedersen is back. Obviously, his work ethic in the off season is tremendous. He's such a great kid. Drew Elmer is back and is working his tail off. Then we brought in Rutledge, who we think should be able to contribute.

"Luke Wilson was an end. We thought he got too heavy, so we said lose some weight and play linebacker, and he really looks good. I think the linebacker situation has adequate bodies — can they stay healthy. Elmer won the band aid award (for player who uses the most tape). He just played (last year) because he's tough. And then Pedersen got wore down — his weight went down. And Greg McKinstry finished strong."



Matt Pedersen

Tendai Muyengwa, who ended up back at linebacker after starting out the season in the secondary.

Secondary

Two seniors highlight this group — **Tyree Talton** and **Terrance Malone**, but Dunbar has been concerned about the lack of experience at these spots.

"We've got Ty back. His stats weren't as good as the previous year, but part of that was in the

changes. We were playing a lot of man-to-man. He's had a great off-season. His work ethic is tremendous. He wants to play on Sundays and he knows to get there, he needs to



Erik Nelson

bust his tail. I really

think the second year through our system will help him tremendously. We put him on the best receiver and he had some tough guys to cover. I think he will continue to improve and make progress, because he's a talented young man.

"Terrance Malone is back. **Ryan Doak** is back. **Quincy LaGrant** has a great opportunity. We brought in a junior college kid, **Tyler Powell** (Garden City CC), who we think has tremendous talent. And we brought in another transfer, from Kentucky, **Michael Gerrell**. We signed five DBs. We also have a couple wide receivers who could play in the secondary.

"But we have to be more consistent. We can't give up all the big plays. That's an area we just need more experience."

Talton was a returning all-American last season. He finished with 61 tackles, 40 solos, five deflections and three interceptions, needing only four more interceptions to tie a school record with 20 in a career. Doak was the team's second-leading tackler as a freshman with 99, while Malone ended up with 67 stops and four deflections.

Talton should start at left corner, Malone at strong safety, Doak at free safety and LaGrant is listed at right corner. Others who should see action include redshirt freshman corner **Brent Browner**, sophomore **Regi Vetraino** and sophomore **David Devine**, among others.

The only loss here is **Otis Marchman**, who may not return to play in the fall.



****Northern Iowa has a 14-game home winning streak**, having defeated Winona State 48-3 in the last regular-season game of 1995, winning all eight home games in 1996, including two in the 1-AA playoffs, and all five last year in the UNI-Dome. UNI's last home loss was November 11, 1995, to Idaho, 16-12, an eventual 1-AA playoff team. The Panthers had a 25-game home winning streak heading into the 1992 1-AA semifinal game against Youngstown State. The Penguins snapped the streak with their 19-7 win on December 12. Prior to the September 24, 1994, loss to McNeese State, UNI had won 29 straight regular-season games in the Dome dating back to the 1989 season when it lost 22-14 to Mankato State in the first game of the year.



Brad Meester

****This year's captains** will be junior center **Brad Meester** and senior defensive back **Terrance Malone**. In addition, honorary captains will be selected each

week.

****UNI has been the top Division I program** in the state of Iowa since 1985, compiling a 115-45-1 record (.717) since helping to found the Gateway Conference football division.

****Several Panthers** should be under consideration for **1-AA all-America honors**, starting with senior defensive back/return specialist **Tyree Taltan**, a three-time first-team all-league pick, a second-team all-American in 1996 when he was tied for seventh in the nation in interceptions and was second in kickoff returns, and an honorable mention return specialist last year. He set a school career record last season with 1,394 kickoff return yards. He needs only four more interceptions to tie a school record with 20 in a career (regular-season only).

Receiver/H-back **Mike Furrey**, a first-team all-conference pick a year ago after catching 82 passes for 1,291 yards and seven TDs, also has to be considered. In his first season in a Panther uniform, he was named to all-American second teams by the Associated Press, ESPN/Sportsticker and The Sports Network, and third-team all-American by Don Hansen's Football Gazette. He set school records for passes caught and yards gained receiving in a season and conference marks in the same categories. He also is a return specialist, averaging 16.2 yards on nine punt returns and 15.1 yards on seven kickoffs.

Other players deserving preseason recognition include senior defensive end **Erik**



Eddie Berlin

team choice last season.

****Since joining the Gateway Conference** in 1985, UNI is 115-45-1 (.717) overall. Against Gateway opponents, the Panthers are 63-13-0 (.829), leading the league in wins. UNI is 84-37 (.694) against 1998 opponents.

****UNI finished the 1997 season** ranked 26th in the nation in the Sports Network poll and 29th in the ESPN/USA Today poll. It dropped out of the Sports Network Top 25 for the first time in 1997 following its 38-24 loss at Cal Poly on October 25. The Panthers had been ranked in a Division 1-AA poll, either the NCAA's or Sports



Justin Roberson

Network poll,

since September 24, 1990, a string of 96 consecutive polls, the longest streak in the nation, until dropping out of the ESPN/USA Today poll the week of November 9.

****The Panthers** will be looking to reclaim their position atop the Gateway Football Conference after placing second in 1997, missing out on at least a share of their eighth straight title when they placed second with a 5-1 mark. In all, UNI has **won or shared the conference title nine times** in the league's 13 seasons. It has been the league's dominant team, posting a league-best 115-45-1 record in all games since 1985. UNI's 1997 7-4 record marked the ninth straight season it has won at least seven games. That stretch has seen the Panthers compile an impressive 82-30 record.

****Fourteen different players** were named to **all-conference teams**, some in more than one category, including five first-teamers, with receiver **Mike Furrey** being named to several second-team all-American squads. **Returning all-conference players** include **Furrey**, defensive end **Erik Nelson**, linebacker **Matt Pedersen**, defensive back/return specialist **Tyree Taltan**, center **Brad Meester**, split end **Eddie Berlin**, and offensive lineman **Matt Beals**. Berlin and Furrey also were named to the league's All-Newcomer team, and Meester, defensive end

Nelson, junior linebacker **Matt Pedersen**, and junior center **Brad Meester**. Nelson and Pedersen were first team all-league picks and Meester was a second-

Matt Peterson, Pedersen and **Luke Wilson** were also named academic all-conference.

****Returning all-Americans** include receiver **Mike Furrey**, defensive end **Erik Nelson**, linebacker **Matt Pedersen** and defensive back/return specialist **Tyree Taltan**.

****The Panthers** tied or broke **seven school records** in 1997. All-American receiver **Mike Furrey** set single-season marks for passes caught (82) and yards gained receiving (1,291), **Shane Fortney** set a season mark for total offense attempts (411), and **Tyree Taltan** set a career mark for kickoff return yards (1,394). Team records included passes attempted in a season (387), and points scored against in a season (339). UNI's eighth consecutive win over Southwest Missouri State was a mark for wins over a current opponent in a series.

Linebacker **Matt Pedersen's** four sacks against Indiana State set a UNI-Dome standard, while **Furrey's** school records also were Gateway Conference marks.

****UNI had Gateway Players of the Week** selected nine times last year, and six times by Don Hansen's Football Gazette, including one co-National Player of the Week — linebacker **Matt Pedersen** for his play against Indiana State.

****Two Panther players** signed **NFL free agent contracts** in the spring — wide receiver Alonzo Clayton with the Cincinnati Bengals, and defensive tackle Jay Heimsoth with the Kansas City Chiefs.

****Three football players** participated in track during the spring — split end **Eddie Berlin** and defensive backs **Brent Browner** and **Tyree Taltan**.

****UNI plays at Eastern Michigan** September 3 to open the season. The two teams last met in the 1968 season, with EMU winning 34-7. The Panthers have had some success against current 1-A teams. They are 0-1 against Bowling Green (1947), 0-4 against Central Michigan (last game in 1970), 0-1-1 against Colorado State (last game 1926), 3-5 against Eastern Michigan, 1-12 against Iowa, 2-14-3 against Iowa State (last 1996), 3-0 against Kansas State (last 1989), 0-1 against Minnesota (1987), 0-1 versus UNLV (1975), 2-1 versus Northern Illinois (last 1964), 0-1 against Oklahoma State (1990), 0-1 against Pittsburgh (1988), 4-11-2 against Western Michigan (last 1949) and 0-1 against Wyoming (1993). Most of the success has come in the last 12 years, with a 5-8 mark against 1-A teams since 1985.



Randy Hall

****The Panthers** ended the 1997 season

ranked in the top 50 nationally in a total of seven individual categories. **Shane Fortney** was 44th in passing efficiency and 16th in total offense, **Mike Furrey** was third in receptions per game, fourth in receiving yards per game and 21st in all-purpose running, **Tyree Taltan** was 17th in kickoff returns, and **Julio Guzman** was 38th in field goals.

As a team, the Panthers were 58th in rushing, 15th in passing offense, 22nd in total offense, 86th in net punting, 26th in punt returns, 40th in kickoff returns, 31st in scoring offense, 102nd in rushing defense, 95th in pass efficiency defense, 104th in total defense, 101st in scoring defense and 89th in turnover margin.

****Team awards** handed out at the end of the season included a three-way tie for Most Valuable Player — receiver



Matt Beals

inspirational and who best exemplified the "team" concept, went to graduated offensive guard **Andy Pattee**. Graduated offensive tackle Chris Clapp was named Best Blocker.

****UNI's roster** heading into the fall includes 66 players from the state of Iowa. The Panthers also have players representing California, Florida, Illinois, Indiana, Kansas, Minnesota, Missouri, Nebraska, Ohio, South Carolina, and Wisconsin.

****UNI is 48-44-7 in season openers** and 5-3 in the last eight years. The Panthers open the season September 3 at 1-A Eastern Michigan.

****UNI played four games** on natural grass last fall — at Iowa, McNeese State, Western Illinois and Cal Poly. Over the past seven years, UNI is 7-12 on natural grass, including 0-4 last season, and 18-7 on artificial surfaces on the road. All of UNI's games in 1998 will be played on artificial surfaces.

****The Panthers have one new staff member** in defensive coordinator Denny Schuler, who replaces Tom Mason. Mason left after only one year to take an assistant's position at 1-A Nevada. Schuler has over 25 years coaching experience at either the collegiate or professional level and has coached on both sides of the football.

****The Panthers** are the fifth winningest 1-AA team this decade behind Dayton, Youngstown, Delaware, and Eastern Kentucky.

OFFENSE

Split End

3	Eddie Berlin	6-0	186	So.	Urbandale, IA
83	Jake Soliday	6-1	180	So.	Mansfield, OH
14	Marcus Reeves	6-2	176	Fr.	East Chicago, IN
6	Andrew Woodley	5-9	165	Fr.	Clive, IA

Weak Tackle

77	Matt Beals	6-6	284	Jr.	Des Moines, IA
61	Aaron Buss	6-6	263	Fr.	Parkersburg, IA

Weak Guard

76	Brian Beck	6-4	258	Sr.	LeClaire, IA
66	Tony Lemmo	6-3	265	Fr.	Des Moines, IA

Center

63	Brad Meester	6-4	287	Jr.	Parkersburg, IA
75	Joseph Rieber	6-4	260	Fr.	Iowa Falls, IA

Strong Guard

60	Brad Harms	6-4	291	Fr.	Grundy Center, IA
67	Jonathan Murray	6-5	267	So.	Clear Lake, IA
73	Eric Kline	6-4	250	Fr.	St. Ansgar, IA

Strong Tackle

74	Nate Zehr	6-5	267	Sr.	Fort Dodge, IA
71	Brian Billick	6-4	265	Sr.	Paullina, IA
68	Benjamin Buenzow	6-5	284	Fr.	Readlyn, IA

Tight End

87	Justin Nofal	6-4	250	So.	Overland Park, KS
47	Mike Poppen	6-3	235	Jr.	Geneseo, IL
81	Matt Swanson	6-3	236	Fr.	Dayton, IA
85	Josh Rice	6-4	231	Fr.	Marion, IA

Flanker

7	Tramon Thomas	5-9	180	Sr.	Chino Hills, CA
86	Aaron Bennett	5-9	171	So.	Des Moines, IA
21	Andre Banks	6-2	178	Fr.	Fort Wayne, IN
1	Antwan Kennedy	6-5	192	Fr.	East Chicago, IN

H Back

4	Mike Furrey	5-10	177	Jr.	Hilliard, OH
19	Cody DeHaan	6-1	170	So.	Orange City, IA
17	Nate Ludwig	6-4	211	Sr.	Forest City, IA
82	Scott Mikkelsen	6-0	185	Jr.	Dike, IA

Quarterback

2	Todd Goebbel	6-3	225	Sr.	Delaware, OH
15	Ryan Helming	6-2	206	So.	Springfield, MO
11	Brian Andersen	6-1	197	So.	Marion, IA

Fullback

47	Mike Poppen	6-3	235	Jr.	Geneseo, IL
----	-------------	-----	-----	-----	-------------

Tailback

23	Justin Roberson	5-9	208	Jr.	Davenport, IA
32	Steve Jenkins	6-2	212	Sr.	Fort Myers, FL
12	Walter Randall	5-10	210	So.	Euclid, OH
35	Carl Biddings	6-0	256	So.	East Chicago, IN
28	Nick Hatton	5-10	197	Fr.	Milwaukee, WI

Placekicker

26	Julio Guzman	5-10	185	So.	Decorah, IA
8	Phil Soash	5-11	190	So.	Waverly, IA
37	Rob Bunch	5-9	160	Fr.	Cherokee, IA

Long Snapper

58	Andrew Elmer	6-3	228	Jr.	Cedar Falls, IA
52	Andy Morris	6-1	227	Jr.	Riceville, IA
78	Matt Zehr	6-5	265	Fr.	Fort Dodge, IA
73	Eric Kline	6-4	250	Fr.	St. Ansgar, IA

DEFENSE

Left End

94	Erik Nelson	6-3	280	Sr.	Iowa City, IA
92	Londo Thompson	6-3	242	Fr.	Apple Valley, MN
90	Brett Kramer	6-1	228	So.	Aplington, IA

Nose Tackle

97	Tim O'Neill	5-11	262	So.	Davenport, IA
78	Matt Zehr	6-5	265	Fr.	Fort Dodge, IA
59	Nate Werneburg	6-0	270	Jr.	Marion, IA

Defensive Tackle

10	Jack Mitchell	6-3	260	Jr.	Redondo Beach, CA
46	Dempsey Miller	6-1	280	Sr.	Davenport, IA
45	Derrick Miller	5-10	240	So.	Sigourney, IA

Defensive End

50	Scott Meredith	6-2	249	Sr.	Davenport, IA
93	Jake Dolash	6-4	216	So.	Laurel, IA
95	Matt Peterson	6-5	238	Jr.	Cedar Falls, IA
44	Philip Marlowe	6-2	215	Fr.	Milwaukee, WI

Sam

20	Brandon Rutledge	6-1	230	Jr.	Tama, IA
52	Andy Morris	6-1	227	Jr.	Riceville, IA
80	Kevin Dorcy	6-4	215	Fr.	Grove City, OH

Mike

58	Andrew Elmer	6-3	228	Jr.	Cedar Falls, IA
OR					
40	Luke Wilson	6-2	262	Jr.	Mason City, IA
54	Adam Vogt	6-3	209	Fr.	Manchester, IA
56	Neville Brown	5-9	218	Jr.	Crete, IL
51	Tony Nath	6-0	218	So.	Estherville, IA

Will

48	Matt Pedersen	6-3	220	Jr.	Hudson, IA
13	Greg McKinstry	5-11	190	So.	Milwaukee, WI
OR					
9	Leon Miller	5-11	212	So.	St. Louis, MO
55	Justin Cox	6-4	183	Fr.	Harlan, IA
41	Luke Wilson	6-3	210	Fr.	Monroe, IA

Left Cornerback

5	Tyree Talton	6-1	198	Sr.	Beloit, WI
30	Brent Browner	5-8	170	Fr.	Davenport, IA
27	Brian Vaughan	6-1	187	Jr.	Ogden, IA

Strong Safety

24	Terrance Malone	5-11	198	Sr.	Milwaukee, WI
18	Regi Vettraino	6-2	203	So.	Iowa Falls, IA
36	David Devine	5-11	195	So.	Denver, IA

Free Safety

49	Ryan Doak	6-3	190	So.	Lincoln, NE
16	Michael Gerrell	5-9	177	So.	Crawfordville, FL

Right Cornerback

22	Quincy LaGrant	5-10	180	So.	Milwaukee, WI
29	Tyler Powell	5-9	170	Jr.	Plains, KS
31	Chris Stimmel	5-9	185	Fr.	Tiffin, IA

Punter

38	Randy Hall	5-9	178	Sr.	Garner, IA
2	Todd Goebbel	6-3	225	Sr.	Delaware, OH

Returning Starters in Bold

NO	NAME	POS.	HT.	WT.	CL.	HOMETOWN (High School/JC)
11	Andersen, Brian	QB	6-1	197	Jr.	Marion, IA (Cedar Rapids Regis)
21	Banks, Andre	FL	6-2	178	Fr.	Fort Wayne, IN (Bishop Lures)
98	Banks, Daniel	LB	6-3	210	Fr.	Waterloo, IA (East)
77	Beals, Matt	OT	6-6	284	Jr.	Des Moines, IA (Saydel)
76	Beck, Brian	OG	6-4	258	Sr.	LeClaire, IA (Davenport Central)
	Benge, Adam	RB/DB	5-11	185	Fr.	Ankeny, IA (Ankeny)
86	Bennett, Aaron	FL	5-9	171	So.	Des Moines, IA (East)
3	Berlin, Eddie	SE	6-0	186	So.	Urbandale, IA (Urbandale)
35	Biddings, Carl	RB	6-0	256	Fr.	East Chicago, IN (Central)
71	Billick, Brian	OT	6-4	265	Sr.	Paullina, IA (South O'Brien)
	Brelsford, Brodie	OL	6-5	270	Fr.	Perry, IA (Perry)
30	Browner, Brent	CB	5-8	170	Fr.	Davenport, IA (North)
68	Buenzow, Benjamin	OT	6-5	284	Fr.	Readlyn, IA (Wapisa Valley)
37	Bunch, Rob	PK	5-9	160	Fr.	Cherokee, IA (Cherokee)
61	Buss, Aaron	OT	6-6	263	So.	Parkersburg, IA (Aplington-Parkersburg)
55	Cox, Justin	OLB	6-4	183	Fr.	Harlan, IA (Harlan)
	Dallis, Carlos	DB	5-10	190	Fr.	Columbus, OH (Beechcroft)
19	DeHaan, Cody	FL	6-1	170	So.	Orange City, IA (MOC-Floyd Valley)
36	Devine, David	SS	5-11	195	So.	Denver, IA (Denver)
49	Doak, Ryan	FS	6-3	190	So.	Lincoln, NE (Southeast)
93	Dolash, Jake	DE	6-4	216	So.	Laurel, IA (East Marshall)
80	Dorcy, Kevin	OLB	6-4	215	Fr.	Grove City, OH (Grove City)
64	Duffy, Scott	OC	6-3	288	Fr.	New Hampton, IA (New Hampton)
58	Elmer, Andrew	ILB	6-3	228	Jr.	Cedar Falls, IA (Cedar Falls)
4	Furrey, Mike	WR	5-10	177	Jr.	Hilliard, OH (Hilliard/Ohio State)
16	Gerrell, Michael	DB	5-9	177	So.	Crawfordville, FL (Wakulla/Kentucky)
2	Goebbel, Todd	QB	6-3	225	Sr.	Delaware, OH (Hayes/Kent State)
26	Guzman, Julio	PK	5-10	185	So.	Decorah, IA (Decorah)
38	Hall, Randy	P	5-9	178	Sr.	Garner, IA (Garner-Hayfield/NIACC)
	Hall, Zachary	LB	6-1	205	Fr.	Burlington, IA (Burlington)
	Hamre, Robert	DE	6-3	245	Fr.	Bloomfield, IA (Davis County)
	Hannam, Ryan	TE	6-3	215	Fr.	St. Ansgar, IA (St. Ansgar)
60	Harms, Brad	OG	6-4	291	So.	Grundy Center, IA (Grundy Center/Iowa)
	Harraway, Adrien	DB	6-0	190	Fr.	Columbus, OH (Northland)
28	Hatton, Nick	RB	5-10	197	Fr.	Milwaukee, WI (Dominican)
15	Helming, Ryan	QB	6-2	206	So.	Springfield, MO (Kickapoo)
	Herndon, Jamal	DB	5-10	175	Fr.	Columbus, OH (Marion Franklin)
32	Jenkins, Steve	RB	6-2	212	Sr.	Fort Myers, FL (Cyprus Lake/Ellsworth)
	Jones, Lance	DB	5-10	170	Fr.	Mt. Holly, NJ (Rancocas Valley Regional)
	Joseph, Moses	RB	5-10	172	Fr.	Glenview, IL (Glenbrook South)
1	Kennedy, Antwan	WR	6-5	192	Fr.	East Chicago, IN (Central)
73	Kline, Eric	OG	6-4	250	Fr.	St. Ansgar, IA (St. Ansgar)
90	Kramer, Brett	DE	6-1	228	So.	Aplington, IA (Aplington-Parkersburg)
22	LaGrant, Quincy	CB	5-8	167	So.	Milwaukee, WI (Rufus King)
66	Lemmo, Tony	OG	6-3	265	Fr.	Des Moines, IA (Dowling)
17	Ludwig, Nate	WR	6-4	211	Sr.	Forest City, IA (Forest City/Waldorf)
24	Malone, Terrance	SS	5-11	198	Sr.	Milwaukee, WI (John Marshall)
44	Marlowe, Philip	DE	6-2	215	Fr.	Milwaukee, WI (Dominican)
13	McKinstry, Greg	OLB	5-11	190	So.	Milwaukee, WI (Marquette University HS)
63	Meester, Brad	OC	6-4	287	Jr.	Parkersburg, IA (Aplington-Parkersburg)
50	Meredith, Scott	DE	6-2	249	Sr.	Davenport, IA (Central)
82	Mikkelsen, Scott	WR	6-0	185	Jr.	Dike, IA (Dike-New Hartford)
46	Miller, Dempsey	DT	6-1	280	Sr.	Davenport, IA (Central)
9	Miller, Leon	OLB	5-11	212	So.	St. Louis, MO (Jennings)
10	Mitchell, Jack	DT	6-3	260	Jr.	Redondo Beach, CA (Redondo Union/Iowa State)
52	Morris, Andy	OLB	6-1	227	Jr.	Riceville, IA (Riceville)
67	Murray, Jonathan	OG	6-5	267	So.	Clear Lake, IA (Clear Lake)
51	Nath, Tony	ILB	6-0	218	So.	Estherville, IA (Estherville)
94	Nelson, Erik	DE	6-3	280	Sr.	Iowa City, IA (City/Nebraska)
87	Nofal, Justin	TE	6-4	250	So.	Overland Park, KS (Blue Valley Northwest)
97	O'Neill, Tim	DT	5-11	262	So.	Davenport, IA (Assumption)
	Ozburn, Ryan	OL	6-4	260	Fr.	Overland Park, KS (Blue Valley NW)
48	Pedersen, Matt	OLB	6-3	220	Jr.	Hudson, IA (Hudson)
95	Peterson, Matt	DE	6-5	238	Jr.	Cedar Falls, IA (Cedar Falls)
47	Poppen, Mike	TE	6-3	235	Jr.	Geneseo, IL (J.D. Darnall Senior)
29	Powell, Tyler	CB	5-9	170	Jr.	Plains, KS (Southwestern Heights/Garden City)
12	Randall, Walter	RB	5-10	210	So.	Euclid, OH (Cleveland Benedictine)
14	Reeves, Marcus	SE	6-2	176	Fr.	East Chicago, IN (Central)
33	Reiners, Terry	CB	5-11	186	Fr.	Fort Dodge, IA (Senior)
85	Rice, Josh	TE	6-4	231	Fr.	Marion, IA (Linn-Mar)
75	Rieber, Joseph	OC	6-4	260	Fr.	Iowa Falls, IA (Iowa Falls)
23	Roberson, Justin	TB	5-9	208	Jr.	Davenport, IA (North)
20	Rutledge, Brandon	OLB	6-1	230	Jr.	Tama, IA (South Tama/Iowa State)
	Sailsbury, Nic	DL	6-3	255	Fr.	Ames, IA (Ames)
	Setterstrom, Chad	OL	6-4	245	Fr.	Northfield, MN (Northfield)
	Simon, Billy	QB	6-4	185	Fr.	Massillon, OH (Massillon Jackson)
	Smith, Nathan	LB	6-2	225	Fr.	Clive, IA (Des Moines Dowling)
	Smith, Zack	TE	6-2	230	Jr.	Des Moines, IA (Lincoln/Ellsworth)
39	Soash, Phil	PK/P	5-11	190	So.	Waverly, IA (Waverly-Shell Rock)
83	Soliday, Jake	SE	6-1	180	So.	Mansfield, OH (Mansfield)
	Steele, Aaron	DT	6-1	255	Fr.	Gary, IN (Merrillville)
	Stien, Zack	DL	6-4	240	Fr.	Atkins, IA (Benton Community)
31	Stimmel, Chris	CB	5-9	185	Fr.	Tiffin, IA (Clear Creek Amana)
81	Swanson, Matt	TE	6-3	236	Fr.	Dayton, IA (Ogden)
5	Talton, Ty	CB	6-1	198	Sr.	Beloit, WI (Turner)
7	Thomas, Tramon	FL	5-9	180	Sr.	Chino Hills, CA (Ayala/Palomar)
92	Thompson, Londo	DE	6-3	242	Fr.	Apple Valley, MN (Burnsville)
27	Vaughan, Brian	CB	6-1	187	Jr.	Ogden, IA (Ogden)
18	Vettraino, Regi	SS	6-2	203	So.	Iowa Falls, IA (Iowa Falls)
54	Vogt, Adam	ILB	6-3	209	Fr.	Manchester, IA (West Delaware)
	Walter, Ryan	TE	6-5	205	Fr.	Charles City, IA (Charles City)
59	Werneburg, Nate	DT	6-0	270	Jr.	Marion, IA (Marion)
	Williams, J.V.	LB	6-2	200	Fr.	St. Charles, MO (Francis Howell)
40	Wilson, Luke	ILB	6-2	262	Jr.	Mason City, IA (Mason City)
6	Woodley, Andy	WR	5-9	165	Fr.	Clive, IA (West Des Moines Valley)
78	Zehr, Matt	DT	6-5	265	Fr.	Fort Dodge, IA (Senior)
74	Zehr, Nate	OT	6-5	267	Sr.	Fort Dodge, IA (Senior)

NO	NAME	POS.	HT.	WT.	CL.	HOMETOWN (High School/JC)
1	Kennedy, Antwan	WR	6-5	192	Fr.	East Chicago, IN (Central)
2	Goebbel, Todd	QB	6-3	225	Sr.	Delaware, OH (Hayes/Kent State)
3	Berlin, Eddie	SE	6-0	186	So.	Urbandale, IA (Urbandale)
4	Furrey, Mike	WR	5-10	177	Jr.	Hilliard, OH (Hilliard/ Ohio State)
5	Talton, Ty	CB	6-1	198	Sr.	Beloit, WI (Turner)
6	Woodley, Andrew	WR	5-9	165	Fr.	Clive, IA (West Des Moines Valley)
7	Thomas, Tramon	FL	5-9	180	Sr.	Chino Hills, CA (Ayala/Palomar)
8	Wagner, Phil	RB	5-8	194	So.	Fayette, IA (North Fayette)
9	Miller, Leon	OLB	5-11	212	So.	St. Louis, MO (Jennings)
10	Mitchell, Jack	DT	6-3	260	Jr.	Redondo Beach, CA (Redondo Union/ Iowa State)
11	Andersen, Brian	QB	6-1	197	Jr.	Marion, IA (Cedar Rapids Regis)
12	Randall, Walter	RB	5-10	210	So.	Euclid, OH (Cleveland Benedictine)
13	McKinstry, Greg	OLB	5-11	190	So.	Milwaukee, WI (Marquette University HS)
14	Reeves, Marcus	SE	6-2	176	Fr.	East Chicago, IN (Central)
15	Helming, Ryan	QB	6-2	206	So.	Springfield, MO (Kickapoo)
16	Gerrell, Michael	DB	5-9	177	So.	Crawfordville, FL (Wakulla/Kentucky)
17	Ludwig, Nate	WR	6-4	211	Sr.	Forest City, IA (Forest City/Waldorf)
18	Vettraino, Regi	SS	6-2	203	So.	Iowa Falls, IA (Iowa Falls)
19	DeHaan, Cody	FL	6-1	170	So.	Orange City, IA (MOC-Floyd Valley)
20	Rutledge, Brandon	OLB	6-1	230	Jr.	Tama, IA (South Tama/Iowa State)
21	Banks, Andre	FL	6-2	178	Fr.	Fort Wayne, IN (Bishop Lures)
22	LaGrant, Quincy	CB	5-10	180	So.	Milwaukee, WI (Rufus King)
23	Roberson, Justin	TB	5-9	208	Jr.	Davenport, IA (North)
24	Malone, Terrance	SS	5-11	198	Sr.	Milwaukee, WI (John Marshall)
26	Guzman, Julio	PK	5-10	185	So.	Decorah, IA (Decorah)
27	Vaughan, Brian	CB	6-1	187	Jr.	Ogden, IA (Ogden)
28	Hatton, Nick	RB	5-10	197	Fr.	Milwaukee, WI (Dominican)
29	Powell, Tyler	CB	5-9	170	Jr.	Plains, KS (Southwestern Heights/Garden City)
30	Browner, Brent	CB	5-8	170	Fr.	Davenport, IA (North)
31	Stimmel, Chris	CB	5-9	185	Fr.	Tiffin, IA (Clear Creek Amana)
32	Jenkins, Steve	RB	6-2	212	Sr.	Fort Myers, FL (Cyprus Lake/Ellsworth)
35	Biddings, Carl	RB	6-3	245	Fr.	East Chicago, IN (Central)
36	Devine, David	SS	5-11	195	So.	Denver, IA (Denver)
37	Bunch, Rob	PK	5-9	160	Fr.	Cherokee, IA (Cherokee)
38	Hall, Randy	P	5-9	178	Sr.	Garner, IA (Garner-Hayfield/NIACC)
39	Soash, Phi	PK/P	5-11	190	So.	Waverly, IA (Waverly-Shell Rock)
40	Wilson, Luke	ILB	6-2	262	Jr.	Mason City, IA (Mason City)
44	Marlowe, Philip	DE	6-2	215	Fr.	Milwaukee, WI (Dominican)
46	Miller, Dempsey	DT	6-1	280	Sr.	Davenport, IA (Central)
47	Poppen, Mike	TE	6-3	235	Jr.	Geneseo, IL (J.D. Darnall Senior)
48	Pedersen, Matt	OLB	6-3	220	Jr.	Hudson, IA (Hudson)
49	Doak, Ryan	FS	6-3	190	So.	Lincoln, NE (Southeast)
50	Meredith, Scott	DE	6-2	249	Sr.	Davenport, IA (Central)
51	Nath, Tony	ILB	6-0	218	So.	Estherville, IA (Estherville)
52	Morris, Andy	OLB	6-1	227	Jr.	Riceville, IA (Riceville)
54	Vogt, Adam	ILB	6-3	209	Fr.	Manchester, IA (West Delaware)
55	Cox, Justin	OLB	6-4	183	Fr.	Harlan, IA (Harlan)
58	Elmer, Andrew	ILB	6-3	228	Jr.	Cedar Falls, IA (Cedar Falls)
59	Werneburg, Nate	DT	6-0	270	Jr.	Marion, IA (Marion)
60	Harms, Brad	OG	6-4	291	So.	Grundy Center, IA (Grundy Center/Iowa)
61	Buss, Aaron	OT	6-6	263	So.	Parkersburg, IA (Aplington-Parkersburg)

63	Meester, Brad	OC	6-4	287	Jr.	Parkersburg, IA (Aplington-Parkersburg)
64	Duffy, Scott	OC	6-3	288	Fr.	New Hampton, IA (New Hampton)
66	Lemmo, Tony	OG	6-3	265	Fr.	Des Moines, IA (Dowling)
67	Murray, Jonathan	OG	6-5	267	So.	Clear Lake, IA (Clear Lake)
68	Buenzow, Benjamin	OT	6-5	284	Fr.	Readlyn, IA (Wapise Valley)
71	Billick, Brian	OT	6-4	265	Sr.	Paullina, IA (South O'Brien)
73	Kline, Eric	OG	6-4	250	Fr.	St. Ansgar, IA (St. Ansgar)
74	Zehr, Nate	OT	6-5	267	Sr.	Fort Dodge, IA (Senior)
75	Rieber, Joseph	OC	6-4	260	Fr.	Iowa Falls, IA (Iowa Falls)
76	Beck, Brian	OG	6-4	258	Sr.	LeClaire, IA (Davenport Central)
77	Beals, Matt	OT	6-6	284	Jr.	Des Moines, IA (Saydel)
78	Zehr, Matt	DT	6-5	265	Fr.	Fort Dodge, IA (Senior)
80	Dorcy, Kevin	OLB	6-4	215	Fr.	Grove City, OH (Grove City)
81	Swanson, Matt	TE	6-3	236	Fr.	Dayton, IA (Ogden)
82	Mikkelsen, Scott	WR	6-0	185	Jr.	Dike, IA (Dike-New Hartford)
83	Soliday, Jake	SE	6-1	180	So.	Mansfield, OH (Mansfield)
85	Rice, Josh	TE	6-4	231	Fr.	Marion, IA (Linn-Mar)
86	Bennett, Aaron	FL	5-9	171	So.	Des Moines, IA (East)
87	Nofal, Justin	TE	6-4	250	So.	Overland Park, KS (Blue Valley Northwest)
90	Kramer, Brett	DE	6-1	228	So.	Aplington, IA (Aplington-Parkersburg)
92	Thompson, Londo	DE	6-3	242	Fr.	Apple Valley, MN (Burnsville)
93	Dolash, Jake	DE	6-4	216	So.	Laurel, IA (East Marshall)
94	Nelson, Erik	DE	6-3	280	Sr.	Iowa City, IA (City/Nebraska)
95	Peterson, Matt	DE	6-5	238	Jr.	Cedar Falls, IA (Cedar Falls)
97	O'Neill, Tim	DT	5-11	262	So.	Davenport, IA (Assumption)
98	Banks, Daniel	LB	6-3	210	Fr.	Waterloo, IA (East)

Pronunciation

Buenzow — BWEN-zow

DeHaan — de-HAHN

Gerrell — JER-el

Goebbel — GO-bul

Guzman — GUZE-man

Ludwig — LUD-wig

Mikkelsen — MICK-el-son

Nofal — NO-fal

Poppen — POP-en

Reiners — RINE-ers

Rieber — REE-ber

Soash — SEW-ash

Stimmel — STY-mel

Tramon Thomas — tra-MONE

Vettraino — vay-TRA-no

Vogt — VOTE

Zehr — ZEER



MIKE DUNBAR HEAD COACH

Second place may be good enough for a lot of people and, in fact, a lot of programs would be ecstatic with those results. Second place is not good enough for second-year head coach Mike Dunbar, nor is it good enough for the Northern Iowa players and fans.

It's one thing taking over a losing program. It's quite another accepting the reins of a program that had won or shared seven straight conference titles. That's the situation Dunbar found himself in when he was named the

Panthers' new coach January 9, 1997, replacing Terry Allen, who accepted the head job at Kansas a month earlier after eight seasons at the UNI helm. Considering Allen and Panther football had been almost synonymous since Allen played for UNI, was a graduate assistant, then a fulltime assistant before moving up to the head position, Dunbar had large shoes to fill.

"We are trying to, and hopefully always will, respect the tremendous tradition that Coach Allen and (Darrell) Mudra and (Stan) Sheriff and everybody else has built here," Dunbar said in an interview prior to last season's season opener. "We want to honor that tradition, but I have to coach what I know in the way I know it."

"Obviously, I am not Terry Allen, and probably do things differently. That doesn't make one of us right and one of us wrong and the kids are doing a very good job adapting. I think the bottom line is that the kids want a chance to compete and they want a chance to win. It isn't Mike Dunbar or Terry Allen. **UNI has a great program and great tradition, and it's just my turn to try and keep it going.**"

Dunbar, his staff and the players almost pulled out the Panthers' eighth straight Gateway Conference title and subsequent trip to the 1-AA playoffs despite the trials and tribulations of transition, but a fluke play in the closing seconds of regulation at Western Illinois and the eventual loss in overtime dropped UNI to second place in the league at the end of the season. A 7-4 overall record wasn't enough to propel it into the playoffs.

"I'm satisfied with the way we ended (winning the last three games of the year), I'm not satisfied with the overall outcome," Dunbar said. "I don't think a 7-4 record is something we aspire to on a regular basis."

"I think more than anything is the whole staff got ourselves familiarized with the league and really, familiarized with our own team," he added. "After an 11-game schedule, we have much more insight on what it takes to be successful and competitive in the league and the abilities of our players. **I think the second year will be much easier for the kids because they'll know what to expect.** We'll get them in more successful situations faster because we'll know more about them and it'll give us a chance in the off-season to make those preparations to maximize the talent we've got. Whereas last year, we had spring football. It just takes time."

Dunbar knows about both losing and winning, and making losers into winners. His career record now is 61-13-1, with a 54-9-1 mark compiled in six seasons at NAIA Central Washington, ranking him first in winning percentage (.852) at the time among active NAIA head coaches.

Prior to being named head coach in 1983, he served three years as the Wildcats' defensive coordinator. Before his arrival as an assistant, CWU had won a total of only four games in three seasons and was considered one of the worst programs in the Northwest. In 1980, his first year as an assistant, the team finished 1-8 overall, then the program was turned around.

Dunbar's tenure at CWU was interrupted after his first year as head coach when he left in 1984 to take the offensive coordinator position at Massachusetts, a spot he held until 1986. UMass had been a perennial loser and was 3-8 in '84, then finished with 7-4 and 8-3 records the next two campaigns. He then made the trek back across the country to CWU, where he was head coach from 1987-91. In 1992, he was named offensive coordinator at Toledo and was promoted to assistant head coach in 1994.

While at CWU, his teams earned two no. 1 national rankings, made the playoffs six times and, in 1991, extended a regular-season win streak to 40 games, finishing 9-0. In fact, the Wildcats were ranked among the NAIA Top 20 each year during Dunbar's tenure. Three straight years (1988, '89 and '90), he was named the Columbia Football Association Coach of the Year, as well as Kodak's Region I Coach of the Year.

CWU led the CFA in scoring, total offense, passing and net punting in 1991, while the total

offense and scoring averages ranked second in the nation.

Toledo, on the other hand, was 36-18-2 during Dunbar's five years as an assistant. The 1995 squad was 11-0-1 overall, won the Mid-American Conference title and defeated Nevada 40-37 in overtime in the Las Vegas Bowl. It was ranked in all three major polls — 22nd by UPI, 24th by AP and 24th by CNN/USA Today. The Rocket offense set 21 offensive school records, including most points and most rushing TDs, and the team finished second in the MAC in total offense after leading the league the previous year. In 1996, Toledo finished 7-4, tying for second in the MAC.

Panther fans didn't lose the wide open offensive style and attacking defense under Dunbar which had brought thousands to their feet in the UNI-Dome under previous regimes. He has great respect for both sides of the football.

"It's just a tremendously competitive league. There are no days off. The gap from top to bottom is not very far. We need to keep moving ahead. Why were we not conference champions last year? One play. Youngstown (State) finishes third in the league and wins the national title."

"I'm a great believer in balance in the offense," Dunbar has said. "We're not going to be three yards and a cloud of dust. We're going to spread the field and we're going to go after people. Balance to me means you throw the ball on first down, you don't wait until it's third-and-10."

"We're going to be an attacking-style defense. We're going to mix even and odd fronts. I've coached quarterbacks and I'm going to do things that bother quarterbacks. I don't want the quarterback to be able to come out of the huddle and sit there and know what the defense is in. We're going to disguise coverages, we're going to move some people around, we're going to be an attacking, aggressive, get-up-field defensive football team."


"I think the greatest team stat is turnover ratio. It's the one stat that I am concerned about...I've always approached the game, no matter where I've coached, basically the same. I think it's a matter of building a solid foundation for your fundamentals...I consider myself a teacher and an educator. My classroom just happens to be on the football field."


Dunbar earned a bachelor of science degree from Washington in 1972 and a master of arts degree from Pacific Lutheran in 1979. He was an assistant at PLU from 1976-78 and head baseball coach at Puget Sound from 1979-80 before joining the CWU staff for the first time. He coached the quarterbacks, running backs and wide receivers at PLU. In his three seasons, the Lutes went 20-9 overall.

He graduated from Lakes High School in Tacoma, WA, in 1967, lettering in football, basketball and baseball. He played defensive back and was a pitcher at Michigan State and also played baseball at Washington. After receiving his B.A. from Washington in 1972, he received his master's in school administration from PLU in 1977.

Immediately following graduation from UW, he taught and coached in the Clover Park School District in Tacoma, where he continued to teach after joining the PLU staff. He also was an assistant baseball coach in 1981 and head baseball coach in 1982 and '83 at CWU.

Dunbar was born December 31, 1948, in Galesburg, IL. He and his wife, Linda, are the parents of two children, Troy, 18, and Lori, 17.





THE DUNBAR FILE

Age: 49

Hometown: Galesburg, IL

Education: BA Washington, 1972, MA Pacific Lutheran, 1979;
Also attended Michigan State from 1967-71

Career Record: 61-13-1, 7 years

UNI Record: 7-4-0, 1 year

Honors: Kodak Region I, Columbia Football Association Coach
of the Year, 1988, 1989, 1990

Experience: 1980-82, Defensive Coordinator, Central
Washington

1983, Head Coach, Central Washington

1984-86, Offensive Coordinator, Massachusetts

1987-91, Head Coach, Central Washington

1992-96, Offensive Coordinator, Toledo

1994-96, Assistant Head Coach, Toledo

1997-Present, Head Coach, Northern Iowa



JEFF ZENISEK
Assistant Head Coach
Wide Receivers
Central Washington, 1983
2nd Season

No stranger to head coach Mike Dunbar, Jeff Zenisek joined his former coach as wide receivers assistant in 1997 and was promoted to assistant head coach this year.

Zenisek played offensive center at Central Washington in 1980-81, earning all-district honors and the team's Best Block Award in 1981. Dunbar was an assistant for both of those squads.


Prior to arriving at UNI, he spent five seasons as head coach at CWU, compiling a 35-17-1 record. His teams finished second four times in the league race, and he led the Wildcats to a 10-3-1 mark in 1995 and a share of the NAIA Division II national title with Findlay (OH). In all, CWU qualified for the NAIA national tournament twice. In addition to reaching the title game in 1995, the team reached the quarterfinals in 1993 before losing to eventual national champion Pacific Lutheran.

Zenisek was Dunbar's defensive coordinator at CWU and also coached the defensive backs for two years prior to being named head coach. He also served two seasons at CWU (1982-83) and two at Washington State (1984-85) as a graduate assistant. Prior to joining the CWU staff in 1990, he was the head coach at Orcas Island High School in Eastsound, WA, from 1986-90, where he also served as athletic director and head girls basketball coach.

Born February 8, 1959, in Riverton, WY, he grew up in Dubois, WY, graduating from Pinedale High School in 1977. Besides football, he also lettered in basketball and track. He earned all-conference honors as a linebacker and was named team captain and best blocker. He played one season at Wenatchee Valley College and one season at Mt. Hood Community College before enrolling at CWU.

He has coached three UNI all-conference selections, including second-team all-American Mike Furrey.

Zenisek and his wife, Robin, have a seven-year-old daughter, Jordan.



BRET INGALLS
Offensive Coordinator
Offensive Line
Idaho, 1984
2nd Season

Prior to joining Coach Mike Dunbar's staff last season, Bret Ingalls spent two years as offensive coordinator and offensive line coach at the University of Louisville. In 1995, one of his tackles was named all-American by Football News, College Sports and the Associated

Press.

Ingalls joined the Louisville staff after spending the 1994 season as offensive line coach at Eastern Michigan, and was promoted to offensive coordinator following the team's seventh game of the year. The team averaged 36.6 points and went 4-0 the rest of the season.

Prior to his stint at EMU, he was running backs coach in 1989 and 1993, offensive line coach from 1990-92 and offensive coordinator from 1992-93 at San Diego State. All-American Marshall Faulk, the nation's leading rusher in 1991 and '92, was coached by Ingalls. Faulk went on to play for the Indianapolis Colts. SDS played in the 1991 Freedom Bowl.


His first coaching job was at Idaho, assisting with the running backs from 1986-88, the offensive line from 1984-85 and the defensive backs as a student assistant from 1982-83. The Vandals were the Big Sky Conference champions in 1982, '85, '87 and '88.

At UNI, he has coached four all-conference players, including honorable mention all-American Andy Pattee.

Ingalls is a 1984 graduate of Idaho. He was a two-year starter at running back at Wichita State from 1979-81, and also played at Colorado one year.

Born August 19, 1960, in San Jose, CA, he graduated from Snohomish, WA, High School where he earned all-America honors. A multi-sport athlete, he also participated in basketball and baseball.

He and his wife, Diana, are the parents of two sons, Samuel and Jack.



TODD EAGEN
Defensive Line
Northern Iowa, 1991
8th Season

The only holdover from Terry Allen's staff, Todd Eagen is in his eighth season as an assistant with the Panthers.


Eagen played defensive end for Northern Iowa from 1986-90. A four-year letterman, he was selected honorable mention all-conference his junior year and to the second team his senior year.

He also was a team co-captain and co-MVP his senior year, after setting a school record for most sacks in a single season with 14.

He previously has assisted with the Panther tight ends, in addition to the defensive line. Tight end Matt Harken received first team all-conference honors and was named honorable mention all-American by the Sports Network and Football Gazette in 1994, while Lincoln Sharar was a second-team all-Gateway choice in 1996, both under Eagen's direction. Last season, defensive end Erik Nelson received first-team all-league mention and was a second-team all-American.

A graduate of Oskaloosa (IA) High School, he was a two-time all-conference pick and a second-team all-stater as a senior. He also was a state champion in the shot put and a top-ranked wrestler. His father, Terry, was a successful head coach at both Harlan (IA) and Marshalltown (IA) High Schools, while his sister was a member of the United States handball team which played in the Atlanta Summer Olympics.

He was born January 18, 1968. His wife's name is Val.



DENNY SCHULER
Defensive Coordinator
Oregon, 1969
1st Season

Denny Schuler joined the UNI staff in March after serving as offensive coordinator and quarterbacks coach at Oregon State in 1996. He has over 25 years of coaching experience at either the collegiate or professional level, beginning with coaching the receivers at Idaho State in 1971.

He has coached various positions in his career besides the receivers, including defensive backs, quarterbacks and linebackers. He was on the offensive side of the ball from 1973-74 at Weber State, was at Washington in 1975, at Utah State from 1976-82, at California from 1983-84, was a special offensive assistant with the Los Angeles Rams of the NFL in 1985, coached at Oregon from 1986-92 and at California again from 1993-95 before joining the OSU staff.

During his six seasons as defensive coordinator and defensive back assistant at Oregon, his defenses consistently ranked among the best in the Pac-10 and in the top 20 in the nation, including a tie for 14th in 1992 in Division I. The Ducks played in three straight bowl games, from 1993-95. In 1993 at Cal, his offense led the Pac-10 with an average of 403.2 yards and ranked second in the conference in scoring with 31.2 points per game. Bear quarterback Dave Barr broke the league record in passing efficiency in 1993, the year the Bears defeated Iowa 37-3 in the Alamo Bowl. The Pac-10 coaches voted him as the top conference defensive assistant in 1990 and no. 2 in 1991.

Born January 25, 1946, in Snohomish, WA, he graduated from high school in 1965. As a prep, he lettered in football, basketball and track. He received his bachelor's degree in history from Oregon in 1969. He earned two collegiate letters as receiver. He led Oregon in receptions with 30 his senior year.

His wife's name is Cindy. The couple has two children — Heather, 22, and Missy, 20.




PAUL HAYNES
Defensive Backs
Kent State, 1992
2nd Season

Paul Haynes joined Mike Dunbar's staff in 1997 as running backs assistant and will coach the defensive backs this year. Before coming to UNI, he spent two years at Ferris State where he was in charge of the defensive backfield and special teams coordinator.

He was a graduate assistant at Bowling Green State in 1994, assisting the defensive back coach and coordinating the offensive scout team. The 9-2 Falcons were tops in the Mid-American Conference for scoring defense and finished second in total defense and turnover margin. His secondary picked off a total of 16 interceptions under his tutelage. Prior to going to Bowling Green, he was an assistant in charge of the secondary one year at St. Francis DeSales High School, his alma mater, in Columbus, OH.

Last year, running back Terry Hollimon was a second-team all-conference pick under Haynes' direction.

Haynes lettered four years as a defensive back at Kent State, from where he received his degree in criminal justice in 1992. A captain his senior year, he was named second-team all-conference in 1990 and '91 and averaged 12 tackles a game. He played defensive back and tailback for a St. Francis prep team which finished 37-4-1 overall the years he played.



CHRIS HEDDEN
Running Backs
Heidelberg College, 1994
2nd Season

Chris Hedden is no stranger to head coach Mike Dunbar. He came to UNI last season in charge of the tight ends and assisted Bret Ingalls with the offensive line. This season, he will be in charge of the running backs.

He was a graduate assistant at Toledo in 1996, aiding the wide receivers, supervising and directing the defensive scout team and coaching the special teams. Prior to his position at Toledo, he spent one year at Division II Tiffin University as the offensive line coach, and prior to that assignment, was the outside linebacker coach in 1994 and the offensive line coach in 1993 at Tiffin Columbian High School in Tiffin, OH, where he was an all-state offensive guard. He graduated in 1990. Hedden also played two years of football at Ashland University before graduating with a degree in secondary education from Heidelberg.

He was born October 21, 1971.



JAY NIEMANN
Linebackers
Iowa State, 1983
2nd Season

Jay Niemann made the journey from Des Moines, IA, to Cedar Falls last year to take over coaching the Panther defensive secondary after spending the previous eight seasons at Drake University. This year, he will concentrate his efforts on the linebackers.

He was the defensive coordinator and secondary coach for the Bulldogs. Drake defenses had top 10 1-AA rankings in rushing defense, total defense, scoring defense and pass efficiency defense from 1994-96. From 1987-88, he served as graduate assistant at Washington, where he also worked with the defensive backs. While there, UW played in the 1987 Independence Bowl against Tulane.

In 1986, Niemann was a volunteer assistant working with inside linebackers at Washington and was elevated to fulltime responsibilities with the outside linebackers for the Sun Bowl game against Alabama. And in 1985, he was the inside linebackers coach and coordinator of special teams at Western Washington.

Last year under his direction, cornerback Tyree Talton was named first team all-conference and honorable mention all-American.

Raised in Iowa, Niemann is a 1979 graduate of Avo-Ha Community High School in Avoca. He was a first team all-stater in 1977 and '78, a two-time all-conference pick and was selected team captain

for the Iowa Shrine Bowl All-Star team in 1979. He also lettered in basketball, track and baseball.

He received his bachelor's degree in physical education from Iowa State in 1983 and was a letterman at linebacker for the Cyclones from 1979-82.

Niemann and his wife, Lou Ann, are the parents of one son, Benjamin, age three.



STEVEN BEARD
Tight Ends
Northern Iowa, 1997
2nd Season

Steve Beard exchanged his pads for a coaching shirt last fall and will be in charge of the tight ends.

He was a first-team all-Gateway pick in 1996 after completing 197-of-360 passes for 3,433 yards and 26 touchdowns his only year as the starter. A co-captain, he ranked first in the league in passing efficiency and total offense and was second in the nation in passing and 14th in total offense.

He served as a backup his first three years in a Panther uniform. He also was a pitcher on UNI's baseball team and helped to lead the Panthers to their highest Missouri Valley Conference finish in history, placing second behind Wichita State.

A native of Woodstock, IL, he was taken in the 38th round of the amateur baseball draft by the Montreal Expos out of high school. He was a two-time baseball MVP and a three-time all-conference and all-area pick. He also led his team to two consecutive football playoffs.






CHRIS BEHRENS
Outside Linebackers
Wartburg, 1994
2nd Season

Chris Behrens will be in charge of outside linebackers in his second season on the UNI staff.

Behrens received his bachelor's degree in psychology from Wartburg College in 1994. Prior to graduation in April of that year, he demonstrated football techniques to German semi-pro players in

Rothenberg, Germany. He spent the fall of 1996 as an assistant coach at Columbus High School in Waterloo, IA, coaching the varsity offensive and defensive lines and special teams. Four of his players were named all-Metro and all-district, and two were all-staters. He also designed weight programs and supervised and organized the Columbus weightroom.

Behrens was a four-year football letterman at Wartburg, and a four-year Regent Scholar. He's a 1990 graduate of Dysart-Geneseo High School in Dysart, IA, where he earned 13 letters in football, basketball, track and baseball. He captained the football, basketball and track teams and earned all-conference honors in football, the defensive MVP award and best blocker award. He still holds school records in the shot put and 1600 medley relay and was a track all-stater.



RYAN HUZZAK
Quarterbacks
Toledo, 1997
2nd Season

Ryan Huzjak was a member of Mike Dunbar's staff last season and once again will assist with the quarterbacks.


He's a 1997 graduate of Toledo and played under Dunbar's offensive system as a four-year starting quarterback. He was a team captain in 1996 and broke 10 school records. He was a second team

Mid-American Conference selection in 1995 and 1996, a first team all-academic three years and district academic all-American twice. He also was a Vern Smith (MAC MVP) Award nominee in 1996, receiving the Outstanding Offensive Back Award twice and the Captains Award in 1996. In addition, he received the Spirit of Toledo Award in 1997, presented by the mayor for outstanding citizenship.

Other activities have included serving as a marketing intern with the Toledo Mud Hens AAA baseball organization, participating in the Toledo Right to Read program which encouraged reading and education in the Toledo public school system, and he also was a participant in the Toledo Police Department D.A.R.E. program as a positive role model.

He's a 1992 graduate of Northville High School in Northville, MI. He earned three letters each in football and basketball and two each in baseball and track as a prep, earning all-state honors in football and honorable mention recognition in basketball. He was born March 28, 1974.

PRIMARY SUPPORT PERSONNEL



JIM KRAMER
Strength & Conditioning
Wisconsin-LaCrosse, 1989
2nd Season

Jim Kramer, a 1989 graduate of Wisconsin-LaCrosse, joined the UNI department in July of 1997 as the Panthers' strength coach.

At the time of his appointment, he had been an assistant director of player development since 1995 for the Georgia Tech Athletic Association and prior to that, was strength and conditioning coach from 1993-95. He also

served as an assistant strength and conditioning coach at Appalachian State from 1990-92.

Other professional experience includes serving as the intern strength and conditioning coach at the United States Olympic Training Center from August through December 1989 and as a volunteer in that position at Wisconsin-LaCrosse.

A native of Platteville, WI, he received his master's in exercise science from Appalachian State in August of 1993. He was the 91kg champion at the American Weightlifting Championships in 1996 and was a National Strength and Conditioning Association Challenge Scholarship recipient. He was an NAIA Academic All-American wrestler at UW-LaCrosse and was a member of that school's 1985 NAIA national championship football team.

He's a certified level 1 Olympic weightlifting coach and a certified strength and conditioning specialist.

He's married to the former Kimberly Hollister.



TERRY NOONAN
Director of Sports Medicine
Loras, 1978
15th Season

Terry Noonan was named athletic trainer 13 years ago after serving as interim head trainer for one year. Prior to that, he had served as assistant trainer at UNI since 1983.

From 1979-81, he was a graduate assistant at UNI and then spent the next two years as a physical fitness instructor at Hawkeye Community College in

Waterloo, IA. From 1981-83, he also served as trainer for Columbus High School in Waterloo.

He has been a nationally certified athletic trainer for 16 years and has served as an examiner for the NATA District V Board of Directors since 1993, a member of the district's Constitution and Bylaws Revision Task Force, and is past secretary-treasurer and past president of the Iowa Athletic Trainers Association. He also serves as editor of the Mid-America Newsletter of NATA District V.

Noonan received his bachelor's degree in recreation administration from Loras College in 1978, his master's from Eastern Kentucky in 1979 and additional graduate study in physical education with an emphasis in athletic training from UNI in 1981.

His wife's name is Geri, and the couple has one son, Casey, 14.



STEVE NURSE
Equipment Manager
Northern Iowa, 1988
5th Season

Steve Nurse was named UNI Equipment Manager in August of 1993. At the time of his appointment, he had been assistant manager at Menards Hardware Store in Omaha, NE, since February of 1993. Prior to that, he had been an assistant manager for Eby's Athletic Co. in Council Bluffs, IA, and was a store manager for Pro Sports in Fairfield, IA.

No stranger to UNI, Nurse was an assistant equipment manager for the Panthers from 1984-88. He received his bachelor's degree in community recreation from UNI in 1988. He is a member of the Athletic Equipment Managers Assoc., received the Iowa Bar Association's Citizenship Award and has been a counselor at UNI's boys' basketball camps.

His wife's name is Lori, and the couple has two children — Rachel, 3, and Andrew, born in January.



DR. JITU KOTHARI
Team Doctor

Dr. Kothari has been the Panthers' orthopedic surgeon for the past 15 years. Specializing in Sports Medicine, he practices at both Allen and Covenant Hospitals in Waterloo, IA, and is a founding member of the Cedar Valley Medical Specialists, a specialty group of over 50 physicians.

He is a native of India. He received his medical degree from Baroda Medical College in his native country. He did his orthopedic training in Wichita, KS.

Dr. Kothari is married and lives with his wife, Harshida, and three children in Waterloo.



11 BRIAN ANDERSEN • Quarterback

Class: Junior
Height: 6-1
Weight: 197
Birthdate: 12-12-76
Hometown: Marion, IA
High School: Cedar Rapids Regis
Letters: 2

Andersen at UNI: Listed third behind Todd Goebel and Ryan Helming on the depth chart heading into the fall. Played in only one game in 1997, attempting no passes in the second game of the year against Mankato State. Saw little or no action in 1996. Redshirted in 1995. **High School:** Earned three letters in basketball and two each in football and baseball. Played in the state basketball tournament two years. Iowa Newspaper Assoc. honorable mention all-state and played in the Iowa Shrine Bowl. First team all-Mississippi Valley in football, all-Metro, honorable mention all-Metro in basketball. Received Regis' Coaches Award in football in 1994. Wendy's National Heisman Nominee. Co-captain in both football and basketball. Led the conference in passing his senior year. **Personal:** Son of Steve and Karen Andersen. Enjoys all outdoor activities, sports and bowling.



77 MATT BEALS • Offensive Tackle

Class: Junior
Height: 6-6
Weight: 284
Birthdate: 12-6-76
Hometown: Des Moines, IA
High School: Saydel
Letters: 2

Beals at UNI: Listed as a possible starter at weak tackle heading into the fall. Primary starter at guard last year. Honorable mention all-conference.

Hampered by knee injuries in 1996 with an ACL. Redshirted in 1995. **High School:** Earned three letters each in football and track. Second team all-state, first team all-district. Played in the Iowa Shrine Bowl. MVP his senior year. **Personal:** Son of Bill and Anne Beals. Pre-med major. Enjoys fixing things and playing SEGA.



76 BRIAN BECK • Offensive Guard

Class: Senior
Height: 6-4
Weight: 258
Birthdate: 7-22-79
Hometown: LeClaire, IA
High School: Davenport Central
Letters: 2

Beck at UNI: Listed as a probable starter at weak guard heading into the fall. Primary starter at guard in 1997. Played behind Chris Clapp at tackle in 1996.

Saw limited action in 1995. **High School:** Earned two letters in football. All-conference, all-Metro, honorable mention all-state. **Personal:** Son of Sally Schiltz. Enjoys skiing.



86 AARON BENNETT • Flanker

Class: Junior
Height: 5-9
Weight: 171
Birthdate: 2-24-77
Hometown: Des Moines, IA
High School: East
Letters: 0

Bennett at UNI: Listed behind Tramon Thomas at flanker heading into the fall. Saw limited action the last two years. Redshirted in 1995. **High School:**

Earned two letters in football and three each in basketball and track. All-conference in basketball. First team all-conference, all-city, all-Metro and fifth team all-state in football. Leading kick returner in conference. **Personal:** Son of Darrell and Vicki Bennett. Majoring in business finance. Enjoys fishing, golfing, lifting weights and running.



*ALL-STAR CANDIDATE 3 EDDIE BERLIN • Split End

Class: Sophomore
Height: 6-0
Weight: 186
Birthdate: 1-14-78
Hometown: Urbandale, IA
High School: Urbandale


Letters: 1

Berlin at UNI: Listed as the starter following spring drills. Started seven-of-11 games in 1997. Team's second-leading receiver with 46 catches for 640 yards and a team-high eight TDs. Season highs included eight catches for 100 yards against Mankato State and six catches for 154 yards against Southwest Missouri State and tied a team single-game high with two TDs versus SMS and Southern Utah. Ranked fourth in the league in receptions per game and yards per game. Returned four kickoffs for a 14.5 average. Honorable mention all-conference and named to the All-Newcomer team. Redshirted in 1996. **High School:** All-conference, third team all-state defensive back, team MVP. 4A state high jump champion and long jump runnerup finisher. Ran on state 4x100 team. Shrine Bowl selectee. Basketball all-conference, member of Iowa Junior Select AAU team, team captain. Baseball pitcher. Earned four letters in track, three in baseball and two each in basketball and football. **Personal:** Son of Bruce and Carla Berlin.

Receiving

1997
Kickoff Returns
 1997

No	Yds	Avg	TDs	LG
46	640	13.9	8	48
No	Yds	Avg	TDs	LG
4	58	14.5	0	25



35 CARL BIDDINGS • Running Back


Class: Freshman
Height: 6-0
Weight: 256
Birthdate: 6-17-79
Hometown: East Chicago, IL
High School: Central
Letters: 0

Biddings at UNI: Will battle for playing time at tailback. Received a medical redshirt last season after playing in only three games following knee surgery, carrying the ball four times for 19 yards. High game of two carries for 14 yards versus Illinois State. **High School:** Earned three letters in football and one in track. Second team all-area. Rushed for 567 yards and eight TDs his senior year and caught six passes for 58 yards. **Personal:** Son of Carl Biddings. Majoring in business management. Enjoys playing basketball and video games and lifting weights. Nicknamed "Big B".

Rushing

1997


No	Yds	Avg	TDs	LG
4	19	4.8	0	7



71 BRIAN BILLICK • Offensive Tackle

Class: Senior
Height: 6-4
Weight: 265
Birthdate: 10-21-75
Hometown: Paullina, IA
High School: South O'Brien
Letters: 0

Billick at UNI: Listed behind Nate Zehr at strong tackle heading into the fall. Has seen limited action his first three years. Hampered by a knee injury last year. **High School:** Earned two letters in football, three in basketball and four in track. Iowa Shrine Bowl selectee. First team all-conference, team co-captain, defensive MVP. **Personal:** Son of Bruce and Sheila Billick. Majoring in Environmental Planning. Enjoys listening to music. Originally recruited as a defensive tackle.



30 BRENT BROWNER • Cornerback

Class: Freshman
Height: 5-8
Weight: 170
Birthdate: 5-6-79
Hometown: Davenport, IA
High School: North

Browner at UNI: Listed as a backup to Ty Talton at left corner following spring drills. Redshirted in 1997. **High School:** Earned letters in football, track and soccer. All-state in track. **Personal:** Son of John and Shirley Browner.

Majoring in computer science. Nicknamed "B.B. Brownie". Enjoys pets, running and playing Play Station.



68 BENJAMIN BUENZOW Offensive Tackle

Class: Freshman
Height: 6-5
Weight: 284
Birthdate: 10-28-78
Hometown: Readlyn, IA
High School: Wapsie Valley

Buenzow at UNI: Battling for position at one tackle spot. Redshirted in 1997...**High School:** Earned two letters each in football and basketball and one in baseball. Played for the third-place state basketball championship and Class 1A District 5 champs. 1996 preseason all-state Des Moines Register, first team all-district, Most Valuable Lineman in District 5, first team all-state Des Moines Register, Des Moines Register Elite Team, first team Iowa Newspaper Association, USA Today honorable mention all-American. 1995 all-district, third team all-state Des Moines Register, honorable mention Iowa Newspaper Association...**Personal:** Son of Rich and Brenda Buenzow. Majoring in biology. Hopes to be a zoologist or field biologist. Nicknamed "Big Ben". Enjoys hunting, fishing, rollerblading and hanging out with friends.



61 AARON BUSS • Offensive Tackle

Class: Sophomore

Height: 6-6

Weight: 263

Birthdate: 11-14-77

Hometown: Parkersburg, IA

High School: Aplington-Parkersburg

Letters: 0

Buss at UNI: Listed behind Matt Beals at weak tackle coming out of spring drills. Saw limited action last season...**High School:** Earned three letters

each in football and basketball. First team all-state, district MVP, first team all-district, first team all-district in basketball. Played for the 1993 Class 1A football championship team, the 1994 AAU sophomore basketball championship team and the 1995 AAU three-on-three 18-under championship basketball team...**Personal:** Son of Mark and Jackie Buss.



55 JUSTIN COX • Outside Linebacker

Class: Freshman

Height: 6-4

Weight: 183

Birthdate: 8-3-78

Hometown: Harlan, IA

High School: Harlan Community

Cox at UNI: Battling for position at one outside linebacker spot. Redshirted in 1997...**High School:** Earned three letters each in football, basketball and track and two in baseball. Played for 1995 state football and baseball

champions. 1995 state track participant and 1996 Drake Relays. Shrine Bowl selection. Wendy's High School Heisman Trophy nominee. Football: 1996 first team all-state receiver Des Moines Register, second team Iowa Newspaper Association; 1996 first team Western Iowa defensive back and second team all-Southwest Iowa receiver, 1995 second team all-state and all-Southwest Iowa receiver. 1996 honorable mention all-Southwest Iowa and first team all-Area in baseball. Two-time honorable mention all-conference in basketball. Three-time all-Area in track. In 1995, caught 32 passes for 598 yards and seven TDs. In 1996, 18 receptions for 695 yards and seven TDs, one rushing TD, one interception return for TD, 38 tackles...**Personal:** Son of Terry and Terri Cox.



19 CODY DEHAAN • Flanker

Class: Sophomore

Height: 6-1

Weight: 170

Birthdate: 12-27-78

Hometown: Orange City, IA

High School: MOC-Floyd Valley

Letters: 1

DeHaan at UNI: Listed behind Mike Furrey at H-Back heading into the fall. Started one-of-11 games last year, catching five passes for 28 yards. Best game of two catches for 15 yards against McNeese State. Also saw action on

special teams, recording two tackles and one fumble recovery...**High School:** Earned four letters in football, three each in basketball and baseball and two in track. Two-time football all-district choice, second team all-state in 1995 and first team in 1996, team captain, captain of the 1996 Northwest Iowa Review Team, two-time team MVP. Career 90 catches for 1,337 yards, 48 punt returns for 720 yards, 32 kick returns for 710 yards, eight interceptions, 17 TDs — all school records. State runnerup in basketball in 1995, played in the football playoffs in 1994 and '96, Shrine Bowl selection, state track qualifier in 1995...**Personal:** Son of Doug and Kathy DeHaan. Majoring in Business.

Receiving	No	Yds	Avg	TDs	LG
1997	5	28	5.6	0	8



36 DAVID DEVINE • Strong Safety

Class: Sophomore

Height: 5-11

Weight: 195

Birthdate: 6-6-79

Hometown: Denver, IA

High School: Denver

Letters: 1

Devine at UNI: Battling for position at strong safety behind Terrance Malone and Regi Vettraino. Played in nine games last year, recording 14 solo and two

assisted tackles, along with one block and one interception. High game of five tackles against Illinois State...**High School:** Earned four letters each in football and track and two in basketball. First team all-state running back and defensive back. Career 3,351 rushing yards and 56 TDs...**Personal:** Son of Carol Goebel. Enjoys playing golf and lifting weights.

Defense	Solos	Assts	Int	Sacks	FF	PD
1997	14	2	1	0	0	0



*ALL-STAR CANDIDATE

49 RYAN DOAK • Free Safety

Class: Sophomore

Height: 6-3

Weight: 190

Birthdate: 8-18-78

Hometown: Lincoln, NE

High School: Southeast

Letters: 1

Doak at UNI: Expected to start at free safety after starting eight-of-10

games last year as a freshman. Team's second-leading tackler with 39 solo and 60 assisted tackles, along with one tackle for loss, two forced fumbles, one deflection and one interception returned for 55 yards. High game of 17 tackles against Western Illinois. League's eighth-leading tackler...**High School:** Earned three letters each in football, basketball and baseball. All-conference receiver and safety as a junior and all-conference safety as a senior. All-city Defensive Player of Year, all-Super State Defensive Player of Year. Shrine Bowl selection, Down-Under United States Football All-Star Classic, played in state football and baseball tournaments. Passed for 1,350 yards and rushed for 400, while leading the state in interceptions with six. Also had four fumble recoveries and 112 solo tackles...**Personal:** Son of Mark Doak and Katie Foster. Majoring in pre-engineering and psychology. Father played professional football for the Washington Redskins and Cleveland Browns. Enjoys hunting and fishing.

Defense	Solos	Assts	Int	Sacks	FF	PD
1997	39	60	1	0	2	1



93 JAKE DOLASH • Defensive End

Class: Sophomore

Height: 6-4

Weight: 216

Birthdate: 9-7-76


Hometown: Laurel, IA

High School: East Marshall

Letters: 0

Dolash at UNI: Listed as a backup to Scott Meredith at right end heading into the fall. Saw limited action in '97...**High School:** Earned three letters in wrestling, two in football and one in baseball. Football team advanced to two

playoffs. First team all-district, academic all-conference, academic all-district in football. Two-time all-conference in wrestling...**Personal:** Son of Dale and Lynne Dolash. Majoring in biology. Enjoys sky-diving.



80 KEVIN DORCY • Outside Linebacker

Class: Freshman

Height: 6-4

Weight: 215

Birthdate: 7-11-78

Hometown: Grove City, OH

High School: Grove City

Dorcy at UNI: Fighting for position at one outside linebacker spot.

Redshirted last fall...**High School:** Earned three letters each in football, basketball and track. First team all-conference, all-district, special mention all-state. Played in the 1996 state football playoffs for a team ranked second in the state. Averaged 30.4 yards per reception. Recorded 226 tackles, five sacks and five interceptions...**Personal:** Son of Jack and Deena Dorcy. Majoring in secondary education. Enjoys hunting, fishing and water sports.



58 ANDREW ELMER • Inside Linebacker

Class: Junior

Height: 6-3

Weight: 228

Birthdate: 4-2-77

Hometown: Cedar Falls, IA

High School: Cedar Falls

Letters: 1

Elmer at UNI: In a tight race with Luke Wilson for the inside linebacker spot. Started 10-of-11 games last year. Team's sixth-leading tackler with 22 solos

and 41 assisted tackles, two tackles for loss. High game of 11 tackles against Youngstown State and Southern Utah. Saw limited action in 1996. Redshirted in 1995...**High School:** Earned two letters each in football and track. Played in the state football playoffs in 1994. State shot put qualifier in 1995. First team all-Missouri Valley Conference and second team all-stater...**Personal:** Son of Clark and Tricia Elmer. Majoring in criminology with a minor in Spanish. Named to the Dean's List in 1997. Nicknamed "Drew."

Defense	Solos	Assts	Int	Sacks	FF	PD
1997	22	41	0	0	0	0



*ALL-STAR CANDIDATE 4 MIKE FURREY • H-Back

Class: Junior

Height: 5-10

Weight: 177

Birthdate: 5-12-77

Hometown: Hilliard, OH


High School: Hilliard

Letters: 1

Furrey at UNI: Expected to retain his starting position at H-Back. Team's

leading receiver in 1997 after transferring from Ohio State, setting school and Gateway Conference records for receptions (82) and yards (1,291). Caught seven TD passes. High game of 10 receptions versus Iowa and Indiana State and 183 yards against Youngstown State. Also tied a team high with two TD receptions against Mankato State and Indiana State. Also returned nine punts for a 16.2 average and seven kickoffs for a 15.1 average. Had a team-high five punt returns for 87 yards against Southern Illinois and 203 all-purpose yards against Youngstown State. Also carried the ball twice for seven yards. First team all-conference, named to the league's all-Newcomer Team. Named the league's Special Teams Player of the Week following the SIU game and Offensive Player of the Week following the Indiana State game. Ranked first in the conference and third in the nation in receptions per game (7.45), first in the conference and fourth in the nation in receiving yards per game (117.36) and second in the conference and 21st in the nation in all-purpose running (140.91). Second team all-American by the Associated Press, ESPN/SportsTicker and The Sports Network and third team by Don Hansen's Football Gazette...**Ohio State:** Reserve wide receiver after walking on in 1995. Played a total of 20 minutes in nine games, almost all on special teams. Broke the fifth metatarsal in his right foot in the spring of 1996...**High School:** Earned 10 letters total, including three in football. First team all-Ohio pick as a senior, catching 33 passes for 636 yards and 12 TDs. First team all-district and all-conference. **Personal:** Son of Tom and Karen Furrey. Majoring in general studies. Older brother Matt played four years of baseball at Ohio State, graduating in 1966. Enjoys woodworking and playing golf and basketball.

Receiving	No	Yds	Avg	TDs	LG
1997	82	1291	15.7	7	80
Punt Returns	No	Yds	Avg	TDs	LG
1997	9	146	16.2	0	55
Kickoff Returns	No	Yds	Avg	TDs	LG
1997	7	106	15.1	0	25



16 MICHAEL GERRELL • Free Safety

Class: Sophomore

Height: 5-9

Weight: 177

Birthdate: 1-20-78

Hometown: Crawfordville, FL


High School: Wakulla

Letters: 0

Gerrell at UNI: Listed as a backup to Ryan Doak at free safety heading into the fall...**Kentucky:** Played in seven games in 1997, primarily on special

teams, recording two solo tackles. Redshirted in 1996...**High School:** Started at cornerback as a sophomore, free safety as a junior and linebacker as a senior. Led team in tackles as a senior with 112. Also two-year starter at tailback, gaining 1,153 yards and scoring 13 times as a senior — 2,200 yards and 20 TDs his last two years. Honorable mention all-state, first team all-district, team MVP. Won Tallahassee Democrat Player of Week honors twice. Second team all-Big Bend as a junior and senior. Rushed for 969 yards and 11 TDs on 123 carries and led team in tackles as a junior. Played in the Florida North-South All-Star Game in 1996. Three-year starter in

baseball, ran track two years. Wrestled one year. District and regional champion in the 100-meter dash with a best time of 10.7 seconds. Second in the district in the 200 meters, posting a record time of 22.34 seconds. Batted .372 as a senior and .405 as a junior and led team in stolen bases. Scholar-Athlete of the Year in 1996. Participated two years in ROTC...**Personal:** Son of Mary Marks and Mark Gerrell. Majoring in marketing. Enjoys water skiing, running and playing all sports.



*ALL-STAR CANDIDATE 2 TODD GOEBBEL • Quarterback

Class: Senior

Height: 6-3

Weight: 225

Birthdate: 5-18-76

Hometown: Delaware, OH

High School: Hayes

Letters: 0

Goebbel at UNI: Expected to start after transferring from Kent. Also could

end up the punter...**Kent:** Was on pace to rewrite Kent's career passing records. His 3,211 passing yards and 263 completions ranked third on all-time list. His 22 TD passes rank second on career charts. In 1997, completed 41-of-85 passes for 536 yards and three TDs and rushed 20 times for a negative 28 yards, scoring once, in three games before being sidelined with an injury. In 1996, set school records for completions (198), attempts (354), yards (2,427) and TDs (19). Ranked second in the Mid-American Conference in total offense, averaging 231.2 yards. Third in the league in efficiency (121.44). Completed 23-of-41 passes for 369 yards versus Central Michigan, marking the second-best performance in school history in completions and third-best in yardage. Also completed 23 passes against Western Michigan. Passed for three TDs against CMU and Nevada. His 19 TDs tied as the fourth-best single-season total in league history. Played in nine games in 1995, starting eight. Missed two games to injury. Top effort was 19-of-36 passes for 199 yards in Kent's win over Youngstown State. Redshirted in 1994.

High School: Three-year letterman in both football and basketball. Team captain in both sports. All-Ohio Central Conference first team as both a junior and senior defensive back. All-Ohio Division I first team on defense in 1993. All-Central District first team as a senior after earning honorable mention honors as a junior. All-county first team at quarterback after earning same honor as a wide receiver in 1992. Academic Excellence Award...**Personal:** Son of Karen and Mike Goebbel. Majoring in physical education. Enjoys skiing, golf and weightlifting.



26 JULIO GUZMAN • Placekicker

Class: Sophomore

Height: 5-10

Weight: 185

Birthdate: 7-25-78

Hometown: Decorah, IA

High School: Decorah

Letters: 1

Guzman at UNI: Expected to retain his placekicking duties in '98. Struggled

with inconsistency in '97, making nine-of-15 field goals, longest of 49 with two blocked, and 25-of-34 extra points, with two blocked. Has made eight consecutive PATs to start the year. Had a season-high six extra points against Southern Utah and two field goals made against Indiana State. League's Special Teams Player of the Week following the Southern Utah game. Ranked fifth in the conference and 38th in the nation in field goals and ninth in the league in scoring. **High School:** Earned four letters in track, three in wrestling and two in football. Two-time state wrestling tournament qualifier. Wrestling conference champ and all-district kicker...**Personal:** Son of Julio and Beth Guzman. Majoring in elementary education.

Field Goals	Made	Att	Pct	BL	LG
1997	9	15	.600	2	49
PATs	Made	Att	Pct	BL	Cons
1997	25	34	.740	2	8




38 RANDY HALL • Punter

Class: Senior
Height: 5-9
Weight: 178
Birthdate: 9-25-75
Hometown: Garner, IA
High School: Garner-Hayfield
Letters: 1
Hall at UNI: Listed as the probable starting punter heading into the fall. Averaged 36.2 yards on 55 punts last season, placing 15 inside the

opponents' 20. Two blocked. Longest of 51. Ranked sixth in the conference. **Junior College:** Transfer from North Iowa Area Community College. **High School:** Earned three letters each in baseball and football, two in basketball and one in track. Punter on the 1991 Class 2A state championship team and a state qualifier in the 4x100 relay in 1994. Three-time all-conference in baseball, two-time in basketball and honorable mention one year in football. **Personal:** Son of Jacklyn and Gary Hall. Majoring in physical education. Enjoys biking, running, playing golf.

Punting	No	Yds	Avg	BL	LG
1997	55	1993	36.2	2	51



60 BRAD HARMS • Offensive Guard

Class: Sophomore
Height: 6-4
Weight: 291
Birthdate: 8-18-77
Hometown: Grundy Center, IA
High School: Grundy Center
Letters: 0
Harms at UNI: Listed as the probable starter at strong guard heading into the fall. Transferred to UNI last year after walking on at Iowa. Saw limited

action in 1997. **High School:** First team all-state, Des Moines Register Elite team, 1995 Bluechip all-region, all-conference, district most valuable offensive lineman and punter. Shrine Bowl participant. Also competed in track. **Personal:** Son of Greg and Maxine Harms. Majoring in business.



15 RYAN HELMING • Quarterback

Class: Sophomore
Height: 6-2
Weight: 206
Birthdate: 12-14-77
Hometown: Springfield, MO
High School: Kickapoo
Letters: 1
Helming at UNI: Listed as the no. 2 quarterback behind Todd Goebbel heading into the fall. Played in all 11 games in 1997, primarily as the holder,


but did carry the ball four times for 10 yards. Did not attempt a pass. Redshirted in 1996. **High School:** First team Southwest Missouri Coaches team, all-conference, all-district, second team all-state, USA Today honorable mention, all-academic in football. Set school single-season and career passing yardage while throwing for over 3,200 yards with 27 TDs in two seasons. USA Today McDonalds all-American nominee, Bass-Pro all-tournament, all-district, all-conference, all-academic, second team all-state and all-Ozark in basketball. Three-time AAU national basketball participant. Honorable mention all-conference and all-academic in baseball. Placed second in the high jump in the conference and district. National Honor Society, Principal's Honor Roll, Who's Who Among High School Athletes. **Personal:** Son of George and Patty Helming. Majoring in computer science.



32 STEVE JENKINS • Running Back

Class: Senior
Height: 6-2
Weight: 212
Hometown: Fort Myers, FL
High School: Cypress Lake
Letters: 1
Jenkins at UNI: Switched from linebacker to tailback in the spring, where he's listed no. 2 behind Justin Roberson. Did not see any action last year because of eligibility problems. Played in 10 games in 1996 after transferring from Ellsworth Junior College. Credited with seven total tackles,

with a season-high two against Illinois State and William & Mary. **Junior College:** First team all-conference. Earned two letters in football. **High School:** Earned four letters each in football and track and three in basketball. **Personal:** Son of Nathaniel and Rosie Jenkins. Nicknamed "Jen".



22 QUINCY LAGRANT • Cornerback

Class: Sophomore
Height: 5-8
Weight: 167
Birthdate: 4-20-79
Hometown: Milwaukee, WI
High School: Rufus King
Letters: 1
LaGrant at UNI: Possible starter at right corner heading into the fall. Started

one-of-nine games played last year, recording four solos and one assisted tackle and two deflections. High game of two tackles against Southwest Missouri State. **High School:** Earned three letters in football and four in track. Two-time all-conference, all-Area, all-state honorable mention, Shrine Bowl selection, city's Offensive Player of Year in 1996. Played for the Milwaukee City Conference champions, losing in the second round of the state playoffs and finishing with a 10-1 record. Rushed for 1,657 yards as a senior and gained a two-year total of 2,971 yards in 21 games, averaging 7.2 yards a carry. **Personal:** Son of Robert LaGrant. Majoring in athletic training. Enjoys playing basketball and singing.

Defense	Solos	Assts	Int	Sacks	Int	FF	PD
1997	4	1	0	0	0	2	



66 TONY LEMMO • Offensive Guard

Class: Freshman
Height: 6-3
Weight: 265
Birthdate: 11-21-78
Hometown: Des Moines, IA
High School: Dowling
Lemmo at UNI: No. 2 at weak guard behind Brian Beck heading into the fall. Redshirted last fall. **High School:** Earned letters in

both football and track. Two-time all-conference, first team all-state as a junior, first team Elite Team as a senior, conference Offensive Player of Year, Shrine Game selection, team captain. Played for the 4A state championship in 1995. **Personal:** Son of Tony Lemmo and Lou Ann Lemmo. Enjoys carpentry and working out.



17 NATE LUDWIG • Wide Receiver

Class: Senior
Height: 6-4
Weight: 211
Birthdate: 1-16-76
Hometown: Forest City, IA
High School: Forest City
Letters: 1
Ludwig at UNI: Battling for playing time at the H-Back position coming out of spring drills. Has attempted playing at quarterback and defensive back.

Started two games last year, recording eight solo and two assisted tackles, along with one tackle for loss. High games of four tackles against Iowa and McNeese State. **Junior College:** Transfer from Waldorf Junior College. **High School:** Earned four letters each in baseball and track and three in football and basketball. Won Class 3A state 110 high hurdles two straight years and four-time conference champ, placed sixth in the high jump. First team all-conference basketball, honorable mention Iowa Newspaper Association twice and third team Des Moines Register once in baseball. Three-time all-conference, honorable mention INA twice and first team all-district once in football. Gained 2,450 yards in total offense with 27 TDs. **Personal:** Son of Gary and Barb Ludwig. Majoring in criminal justice. Relative of three-time Olympic figure skater Sonja Henie.

Defense	Solos	Assts	Int	Sacks	FF	PD
1997	8	2	0	0	0	0

*ALL-STAR CANDIDATE


24 TERRANCE MALONE • Strong Safety

Class: Senior
Height: 5-11
Weight: 198
Birthdate: 6-11-76
Hometown: Milwaukee, WI
High School: John Marshall
Letters: 3
Malone at UNI: Should retain his starting role in the secondary. 1997

preseason all-conference. Team's fifth-leading tackler in 1997, recording 32 solo and 35 assisted tackles. Also had two tackles for loss, one forced fumble, four deflections and two interceptions, returning one for a TD. High game of 12 tackles against Youngstown State. League defensive player of week following the Illinois State game and

Don Hansen's Football Gazette Regional Player of Week same week. Redshirted in 1994. Started all 14 games at strong safety in 1996. Team's fifth-leading tackler, with 78 total tackles, including 45 solos. Also had one tackle for loss, seven deflections, second-high on the squad, and four interceptions, scoring twice. Season-high 10 tackles against Eastern Illinois in the first game of the 1-AA playoffs. Honorable mention all-conference. Played in 11 games in 1995, backing up Maceo Strickland. Credited with 25 tackles, including 14 solos. Had one fumble recovery and three deflections. Season-high seven tackles against Western Illinois. **High School:** Also participated in basketball and track, earning 10 letters overall. Three-time all-conference, all-area as a senior. Participated in the state track meet, placing fifth in the 4x100 relay. As a senior, recorded 48 total tackles, including 26 solos, and had four interceptions. Also rushed for 898 yards and 16 TDs on 101 carries, returned five kickoffs for a 40-yard average and one TD and six punts for a 25-yard average. **Personal:** Son of Dennis and Yvonne Malone. Nicknamed "T-Bone."

Defense	Solos	Assts	Int	Sacks	FR	PD
1995	14	11	0	2	1	3
1996	45	33	4	0	0	7
1997	32	35	2	0	0	4



13 GREG MCKINSTRY Outside Linebacker

Class: Sophomore
Height: 5-11
Weight: 190
Birthdate: 9-5-77
Hometown: Milwaukee, WI
High School: Marquette University
Letters: 1


McKinstry at UNI: Listed no. 2 with Leon Miller behind Matt Pedersen at one outside linebacker spot. Also has been tried at defensive back. Played in all 11 games last year, recording 15 solo and 11 assisted tackles, along with three tackles for loss. High game of nine tackles against Southern Utah. Also returned one kickoff for eight yards. Redshirted in 1996. **High School:** Earned two letters in football and one in basketball. Prep team was 22-1 his last two years. All-conference defensive back. **Personal:** Son of Greg and Betty McKinstry. Majoring in criminal justice.



*ALL-STAR CANDIDATE 63 BRAD MEESTER • Center

Class: Junior
Height: 6-4
Weight: 287
Birthdate: 3-23-77
Hometown: Parkersburg, IA
High School: Aplington-Parkersburg
Letters: 2

Meester at UNI: Two-year starter and is expected to retain his position this fall. Started all 11 games last year. League's Offensive Lineman of the Week following the Southwest Missouri State game. First team all-conference, first team all-academic. 1997 preseason honorable mention all-conference and 1997 Dean's List. Redshirted in 1995. Second team all-conference in 1996 and named to the Gateway's All-Newcomer team. League's Offensive Lineman of the Week following the Illinois State game. **High School:** Earned letters in football, basketball, track and baseball. Team was football state champion in 1993. Two-time all-district linebacker and first team all-state lineman in 1994. **Personal:** Son of Kenneth and Rhonda Meester. Majoring in business management. Nicknamed "Meat."



50 SCOTT MEREDITH • Defensive End

Class: Senior
Height: 6-2
Weight: 249
Birthdate: 12-27-75
Hometown: Davenport, IA
High School: Central
Letters: 2

Meredith at UNI: Listed as the probable starter at right end following spring drills. Started six-of-nine games played last year, recording 18 solo and 18 assisted tackles, two sacks, two tackles for loss, two fumble recoveries and one deflection. High games of eight tackles against Southern Utah and Indiana State. Redshirted in 1994. Saw limited action in 1995. Played in all 14 games in 1996, recording nine tackles. Season-high two tackles in each of three games. **High School:** First team all-state Des Moines Register, all-conference, all-Metro. **Personal:** Son of Rick and Pat Meredith. Majoring in business administration.

Defense	Solos	Assts	Int	Sacks	FF	PD
1996	4	5	0	0	0	0
1997	18	18	0	2	0	1



82 SCOTT MIKKELSEN • Wide Receiver

Class: Junior
Height: 6-0
Weight: 185
Birthdate: 3-20-77
Hometown: Dike, IA
High School: Dike-New Hartford
Letters: 0

Mikkelsen at UNI: Battling for position at H-Back. 1997 Dean's List. Has seen little action previously. **High School:** Earned four letters each in baseball and tennis and three each in football and basketball. All-conference in football, tennis and basketball. Team MVP in football, tennis and basketball. **Personal:** Son of Carolyn and Morris Mikkelsen. Majoring in finance. Enjoys playing golf, fishing, reading and listening to music.



46 DEMPSEY MILLER • Defensive Tackle

Class: Senior
Height: 6-1
Weight: 280
Birthdate: 9-22-75
Hometown: Davenport, IA
High School: Central
Letters: 2

Miller at UNI: Listed as a backup to Brandon Mitchell at tackle heading into the fall. Started five of nine games played last year, recording eight solo and 11 assisted tackles, along with two tackles for loss and one deflection. Season-high seven tackles against McNeese State. Redshirted in 1994. Saw limited action in 1995, recording only two tackles. Played in all 14 games in 1996, recording 10 tackles and two sacks. Season-high six tackles in the first game of the year at Southern Utah. **High School:** Earned letters in football, wrestling and track. Football team played in the 1992 and '93 state playoffs. State placewinner in wrestling. All-state, all-conference, all-Metro. **Personal:** Son of Dempsey and Annie Miller. Majoring in public relations. Nicknamed "Pookie."

Defense	Solos	Assts	Int	Sacks	FF	PD
1995	2	0	0	0	0	0
1996	4	6	0	2	0	0
1997	8	11	0	0	0	1



9 LEON MILLER • Outside Linebacker

Class: Sophomore
Height: 5-11
Weight: 212
Birthdate: 6-21-77
Hometown: St. Louis, MO
High School: Jennings
Letters: 1

Miller at UNI: Battling for position with Greg McKinstry behind Matt Pedersen at one outside linebacker spot. Played in all 11 games last year, recording 10 solo and nine assisted tackles, one sack, one tackle for loss.

Season-high six tackles against Southern Utah. Redshirted in 1996. **High School:** Earned three letters each in football, baseball and basketball and two in track. In football, two-time all-state, all-Metro, all-conference, two-time all-district, state all-star game selection. Two-time all-conference in baseball, two-time second-team and one first-team all-conference pick in basketball, placed third in the 300 intermediate hurdles and ran on the 4x4 relay in the sectionals meet. **Personal:** Son of Richard Miller. Nicknamed "Quick Silver."



10 JACK MITCHELL • Defensive Tackle

Class: Junior
Height: 6-3
Weight: 260
Birthdate: 8-25-77
Hometown: Redondo Beach, CA
High School: Redondo Union
Letters: 0

Mitchell at UNI: Probable starter at tackle after transferring from Iowa State. **Iowa State:** Recorded eight tackles, one for loss and one fumble recovery last season. Appeared in seven games in 1996, finishing with nine

tackles, including four tackles and causing a fumble at Baylor and three tackles against Kansas. Redshirted in

1995...**High School:** Defensive MVP of Ocean Conference as a senior. Played both ways, earning all-area honors from the Los Angeles Times. All-conference as a junior. Two-year starter. Earned three letters each in football and basketball and one in wrestling...**Personal:** Son of David and Judi Mitchell. Majoring in sociology.



52 ANDY MORRIS • Outside Linebacker

Class: Junior
Height: 6-1
Weight: 227
Birthdate: 8-25-76
Hometown: Riceville, IA
High School: Riceville Community
Letters: 2

Morris at UNI: Playing behind Brandon Rutledge at one outside linebacker spot heading into the fall. Also will serve as the long snapper. Missed all of

the 1997 spring and fall seasons due to a knee injury. Served as UNI's snapper in 1996 and recorded only one tackle. Second team academic all-conference. Saw limited action in 1995...**High School:** Earned four letters in baseball and three each in football, golf and basketball. Two-time first team all-state offensive lineman, second team all-stater in baseball at first base. Participated in the 1993 state Class A football championship and in the 1995 small schools East All-Star Baseball team...**Personal:** Son of James and Gail Morris. Majoring in construction management.



67 JONATHAN MURRAY Offensive Guard

Class: Sophomore
Height: 6-5
Weight: 267
Hometown: Clear Lake, IA
High School: Clear Lake
Letters: 0

Murray at UNI: Currently playing behind Brad Harms at strong guard. Saw limited action in 1997...**High School:** Earned three letters each in football

and wrestling and two in track. All-state Iowa Newspaper Association, all-state Des Moines Register, two-time all-district, co-captain, 1996 Shrine Bowl selection, three-year starter...**Personal:** Son of Chris and Becky Murray. Enjoys all water and winter sports.



*ALL-STAR CANDIDATE

94 ERIK NELSON • Defensive End

Class: Senior
Height: 6-3
Weight: 280
Birthdate: 9-29-76
Hometown: Iowa City, IA
High School: City High
Letters: 2

Nelson at UNI: Probable starter at left end. 1997 preseason all-conference, first team all-conference, second team all-American by Don Hansen's Football Gazette. Started all 11 games.

Team's third-leading tackler with 51 solo and 33 assisted tackles, nine sacks, 11 tackles for loss, tying for the team lead, two fumble recoveries and five deflections. Season-high 12 tackles against Southern Illinois. Ranked fourth in the league in number of sacks. Started five-of-14 games in 1996 after transferring from Nebraska. Recorded 41 stops, including 15 solos, in addition to four sacks and one deflection. Season-high six tackles at Youngstown State. Named to the Gateway Conference's All-Newcomer team. Redshirted at Nebraska in 1994...**High School:** A transfer when he was a sophomore from San Diego, CA. First team all-state Des Moines Register Elite Team as a lineman his senior year. First team all-state as an offensive guard in the coaches poll and was the runnerup for player-of-the-year. Helped lead team to Class 4A title and a no. 21 final ranking by USA Today after squad went 13-0 in 1993 and 23-1 over his final two years. Also a 48-foot shot putter. Member of the honor roll his senior year...**Personal:** Son of Jerry Nelson, a standout middle guard at Iowa.

Defense	Solos	Assts	Int	Sacks	FF	PD
1996	15	26	0	4	0	1
1997	51	33	0	9	0	5



87 JUSTIN NOFAL • Tight End

Class: Sophomore
Height: 6-4
Weight: 250
Birthdate: 4-7-78
Hometown: Overland Park, KS
High School: Blue Valley Northwest
Letters: 1

Nofal at UNI: Probable starter at tight end. Started two-of-nine games last year, catching two passes for 35 yards, longest of 18...**High School:** Earned

letters in both football and track. All-Metro, all-Sunflower and all-Johnson County tight end, all-EKL tight end and defensive end, Offensive Player of Year. Team went 10-1 and lost semifinal game in state playoffs. Caught 29 passes for 434 yards, 15.3 yards average, and nine TDs as a senior...**Personal:** Son of Barbara Roberts. Majoring in computer engineering. Enjoys lifting weights.

Receiving	No	Yds	Avg	TDs	LG
1997	2	35	17.5	0	18



97 TIM O'NEILL • Defensive Tackle

Class: Sophomore
Height: 5-11
Weight: 262
Birthdate: 6-30-78
Hometown: Davenport, IA
High School: Assumption
Letters: 1

O'Neill at UNI: Expected to start at the nose after starting 10-of-11 games in 1997. Team's seventh-leading tackler with 33 solos and 29 assisted tackles,

four sacks, tying for a team-high 11 tackles for loss, one forced fumble, one fumble recovery and two deflections. Season-high 10 tackles against Youngstown State and Cal Poly. Attended the University of Iowa fall of 1996...**High School:** Earned a total of nine letters in football, track and wrestling. 1996 Shrine Bowl MVP on defense. First team all-conference, all-Metro and second team all-state linebacker. Co-captain, three-year starter and led team in tackles two years...**Personal:** Son of James and Terrie O'Neill. Majoring in health promotions.

Nicknamed "Kirby", after baseball's Kirby Puckett.

Defense	Solos	Assts	Int	Sacks	FF	PD
1997	33	29	0	4	1	2




*ALL-STAR CANDIDATE

48 MATT PEDERSEN Outside Linebacker

Class: Junior
Height: 6-3
Weight: 220
Birthdate: 4-26-77
Hometown: Hudson, IA
High School: Hudson
Letters: 2

Pedersen at UNI: Should retain his starting position at one outside linebacker spot. 1997 first team all-conference, second team all-academic, second team all-American by Don Hansen's Football Gazette, third team all-American by The Sports Network. Led team in tackles with 71 solos and 60 assisted, team-high 11 sacks, six tackles for loss, one forced fumble and four deflections. Season-high 16 tackles against Western Illinois. Ranked first in the conference in tackles and tied for first in sacks. League's Defensive Player of the Week for play against Southern Illinois and Indiana State and Don Hansen's Football Gazette Co-National Player of the Week against Indiana State. Redshirted in 1995. Played in eight games in 1996, recording 12 tackles, including eight solos. Also had one forced fumble. Missed the last five games of the year because of a knee injury. Season-high three tackles in each of the St. Cloud State and McNeese State games...**High School:** Earned four letters in baseball, three each in football and track and one in wrestling. Played in the football state championship. First team all-district, first team all-state, district Most Valuable Back, Des Moines Register Elite Team, Iowa Prep Illustrated's Defensive Player of Year. Set school records for single game tackles (31), season tackles (198), career tackles (431) and points in a season (176). 1994 state qualifier in the 4x 100 meter relay. 1993 second team all-conference in baseball...**Personal:** Son of Sven and Kay Pedersen. Majoring in marketing or management. Nicknamed "Bob".

Defense	Solos	Assts	Int	Sacks	FF	PD
1996	8	4	0	0	1	0
1997	71	60	0	11	1	4



95 MATT PETERSON Defensive End

Class: Junior
Height: 6-5
Weight: 238
Birthdate: 2-26-77
Hometown: Cedar Falls, IA
High School: Cedar Falls
Letters: 2

Peterson at UNI: Fighting for position at one end spot. 1997 Dean's List. Started four-of-11 games last year, recording 15 solo and 14 assisted tackles, two sacks, five tackles for loss and one forced fumble. Season-high five tackles against Western Illinois. Redshirted in 1995. Recorded three tackles in a limited role in 1996...**High School:** Also participated in basketball and track. All-conference, honorable mention all-state, all-Metro, defensive MVP his junior year...**Personal:** Son of Chuck and Ann Peterson.

Defense	Solos	Assts	Int	Sacks	FF	PD
1996	0	3	0	0	0	0
1997	15	14	0	2	1	0



47 MIKE POPPEN • Tight End

Class: Junior
Height: 6-3
Weight: 235
Birthdate: 4-26-77
Hometown: Geneseo, IL
High School: J.D. Darnall Senior
Letters: 1

Poppen at UNI: Playing behind Justin Nofal at tight end and may also be used as a blocking back in the backfield. Started two-of-10 games last year, catching only one pass for four yards. Saw limited action in 1996...**High School:** Earned four letters each in football and track and three in basketball. All-conference tight end, all-Metro linebacker, all-Metro tight end, 1994 Gridiron Great, team captain. Team was Class 4A runnerup his junior year...**Personal:** Son of David and Janice Poppen. Majoring in business management.




29 TYLER POWELL • Cornerback

Class: Junior
Height: 5-9
Weight: 170
Birthdate: 7-25-77
Hometown: Plains, KS
High School: Southwestern Heights
Letters: 0

Powell at UNI: Listed behind Quincy LaGrant at right corner coming out of spring drills after transferring from Garden City Community College...**Junior**

College: All-Jayhawk Conference cornerback. Played in the National Junior College championship game. Team finished 10-2 and was ranked no. 4 in the nation...**High School:** Earned four letters in track and three each in football and basketball. Area Player of the Year, all-state, all-conference, National Honor Society member, senior class president...**Personal:** Son of Wayne and Donna Powell. Majoring in business management. Hopes to be involved in ministry and business. Enjoys reading and listening to music.



12 WALTER RANDALL Running Back

Class: Sophomore
Height: 5-10
Weight: 210
Birthdate: 8-2-79
Hometown: Euclid, OH
High School: Benedictine
Letters: 1

Randall at UNI: Fighting for position at tailback behind Justin Roberson and

Steve Jenkins. Started three-of-10 games in 1997, rushing for 72 yards and three TDs on 17 carries. High game of 28 yards against Mankato State. Also caught three passes for 18 yards...**High School:** Earned three letters each in football and track. All-district, all-region, all-county, received Captain's Award, Outstanding Player Award, U.S. Marine Corps Student-Athlete of the Week Award, Commitment to Excellence Award. Team won state championship in 1996 and regional championship in 1994. His last two years, rushed for 2,282 yards on 286 carries with 28 TDs...**Personal:** Son of Ethel Randall. Pre-med major.

Rushing	No	Yds	Avg	TDs	LG
1997	17	72	4.2	3	16
Receiving	No	Yds	Avg.	TDs	LG
1997	3	18	6.0	0	9



14 MARCUS REEVES • Split End

Class: Freshman
Height: 6-2
Weight: 176
Birthdate: 12-19-77
Hometown: East Chicago, IN
High School: Central

Reeves at UNI: Fighting for position at split end behind Eddie Berlin and Jake Soliday. Redshirted in 1997...**High School:** Earned four letters each in football and track and one in basketball. Team MVP, all-state safety. Also played

quarterback. Rushed for 706 yards and 12 TDs on 111 carries and completed 103-of-159 passes for 1,269 yards and 15 TDs...**Personal:** Son of Kemper and Julie Reeves. Majoring in accounting.



75 JOSEPH RIEBER • Center

Class: Freshman
Height: 6-4
Weight: 260
Birthdate: 9-8-78
Hometown: Iowa Falls, IA
High School: Iowa Falls

Rieber at UNI: Playing behind Brad Meester at center. 1997 Dean's List. 1997 redshirt...**High School:** Earned three letters in football. First team all-district, all-state Class 2A, All-Northwest Iowa, Academic All-District, Academic All-

Stater, rated as seventh biggest overall recruit in Iowa by Big 12 Recruiting Magazine. Started 36 consecutive varsity games. Team record was 32-4 his three years. Won the 2A state championship game in 1996...**Personal:** Son of Dave and Lois Rieber. Majoring in mathematics with a minor in finance. Nicknamed "J.D." Father played football for Iowa.



*ALL-STAR CANDIDATE

23 JUSTIN ROBERSON • Running Back

Class: Junior
Height: 5-9
Weight: 208
Birthdate: 1-3-77
Hometown: Davenport, IA
High School: North
Letters: 2

Roberson at UNI: Probable starter at tailback coming out of spring drills. Has

been slowed his entire career by injuries. Team's second-leading rusher last year, starting five-of-nine games played. Rushed for 322 yards and six TDs on 85 carries. Season-high 15 carries for 90 yards against Western Illinois. Also caught four passes for 54 yards, including two for 41 against Southern Illinois. Redshirted in 1995. Played in eight games in 1996, starting one. Missed the first three games of the year because of a knee injury, then three in the middle of the season. Team's third-leading rusher, and top returner, with 68 carries for 301 yards and one TD. Season-high 144 yards against Western Illinois in the last regular-season game of the year. Named to the Gateway's All-Newcomer team...**High School:** Earned three letters in football. Team's MVP two consecutive years. Two-time all-conference and all-Metro...**Personal:** Son of Helen and Larry Roberson. Majoring in business management.

Rushing	Att	Yds	Avg	TD	LG	HG
1996	68	301	4.4	1	30	144
1997	85	322	3.8	6	18	90




20 BRANDON RUTLEDGE Outside Linebacker

Class: Junior
Height: 6-1
Weight: 230
Birthdate: 10-20-76
Hometown: Tama, IA
High School: South Tama
Letters: 0

Rutledge at UNI: Listed as the starter at middle linebacker coming out of spring drills after transferring from Iowa State...**Iowa State:** Played primarily on special teams and saw action in

eight games in 1996. Redshirted in 1995...**High School:** Led team to second place in 3A state championship game. Led team in rushing with 1,409 yards and 15 TDs on 220 carries. First team all-state by the Des Moines Register. Team finished with an 11-2 record. Had 1,011 yards rushing as a junior on 147 carries and 12 TDs. Member of 400-meter relay team that set Class 3A record at state meet as a junior. Academic all-conference in basketball. National Honor Society member. Lettered three years in football and basketball and four years in track. All-district in football, all-area, honorable mention All-American by Coach Magazine...**Personal:** Son of Mark and Sheryl Rutledge. Majoring in health promotion. Hopes to become a personal trainer.



83 JAKE SOLIDAY • Split End

Class: Sophomore

Height: 6-1

Weight: 190

Birthdate: 11-16-78

Hometown: Mansfield, OH

High School: Senior

Letters: 1

Soliday at UNI: Listed behind Eddie Berlin at split end coming out of spring drills. Played primarily on special teams last year, recording seven solo and

two assisted tackles and no catches...**High School:** Earned four letters in baseball, three in football and two in basketball. Played in the North Central Ohio All-Star game. First team all-conference in football, honorable mention in basketball and baseball. School's Most Valuable Athlete...**Personal:** Son of Jack and Cindy Soliday. Majoring in biology. Enjoys listening to music.



*ALL-STAR CANDIDATE

5 TYREE TALTON • Cornerback

Class: Senior

Height: 6-1

Weight: 198

Birthdate: 5-10-76

Hometown: Beloit, WI

High School: Turner

Letters: 3

Talton at UNI: Expected to retain a starting role at cornerback after starting

all 11 games last year. 1997 preseason all-conference defensive back and return specialist. Team's eighth-leading tackler with 40 solos and 21 assisted, one tackle for loss, one forced fumble, one fumble recovery, five deflections and a team-high three interceptions. Season-best nine tackles against Southern Illinois. Needs only four more interceptions to tie a school record with 20 (regular-season only). Also returned one punt for five yards and 25 kickoffs for a 24.2 average, longest of 50. Tied for fifth in the league in interceptions and was second in the league and 17th in the nation in kickoff returns. First team all-conference defensive back and honorable mention return specialist, honorable mention all-American defensive back and return specialist by Don Hansen's Football Gazette. Team's seventh-leading tackler with 71 total stops, including 39 solos, in 1996. Also had three forced fumbles, two recoveries, a team-high nine deflections and nine interceptions. Also returned 27 kickoffs for a 34.3 average and three TDs. First team all-conference as both a defensive back and return specialist. Second team all-American back and third team returner by The Sports Network, second team back by the Associated Press, third team returner and back by Don Hansen's Football Gazette. Finished tied for seventh in the nation in interceptions and second in kickoff returns. Ranked first in the league in interceptions and kickoff returns. Season-high nine tackles in each of the Eastern Illinois and William & Mary playoff games. Set school records for 169 interception return yards in a season and 197 kickoff return yards versus Iowa State. Set a school playoff record for his 97-yard kickoff return against Eastern Illinois. In 1995, team's seventh leading tackler with 76 total, including 50 solos. Team-high 12 deflections and eight interceptions. Season high 12 tackles against Stephen F. Austin. Tied for 13th in the nation in interceptions and tied for first in the league. Tied school and league records with interceptions in a game when he swiped three against Iowa. First team all-conference and named to the league's All-Newcomer team. Also returned three kickoffs for a 29.0 average. Redshirted in 1994. Walked on with the basketball team...**High School:** Earned letters in football, basketball and track. All-conference and all-state in basketball and all-conference fullback. Three-time placer in state 100-meter dash...**Personal:** Son of Butler and Onia Talton.

Defense	Solos	Assts	Int	Sacks	FF	PD
1995	50	26	8	0	0	12
1996	39	32	9	0	3	9
1997	40	21	3	0	1	5
Kickoff Returns	No	Yds	Avg	TD	LG	
1995	3	87	29.0	0	43	
1996	27	927	34.4	3	97	
1997	25	604	24.2	0	50	



7 TRAMON THOMAS • Flanker

Class: Senior

Height: 5-9

Weight: 180

Birthdate: 9-19-75

Hometown: Chino Hills, CA

High School: Ruben S. Ayala

Letters: 1

Tramon at UNI: Listed as the starter at flanker heading into the fall. Started one-of-10 games in 1997, catching 10 passes for 124 yards. Season-high 43

yards against Western Illinois and three catches against Southwest Missouri State...**Junior College:** Transfer from Palomar College. Caught 38 passes for 561 yards and five TDs in 1996...**High School:** Earned two letters in football. Had 22 receptions for 480 yards and four TDs and eight interceptions his senior year. First team all-league, all-city and Most Valuable Back...**Personal:** Son of Cassandra Butler. Majoring in Electronic Media and Business Management. Dreams of working for a major recording company or motion picture studio.

Receiving	No	Yds	Avg	TDs	LG
1997	10	124	12.4	0	31



92 LONDO THOMPSON Defensive End

Class: Freshman

Height: 6-3

Weight: 242

Birthdate: 1-21-79

Hometown: Apple Valley, MN

High School: Burnsville

Thompson at UNI: Listed behind Erik Nelson at left end heading into the fall. Redshirted in 1997...**High School:** Earned three letters in track and two

in football. Team's record was 21-3. Played in two football state playoffs and competed in three regional track meets. Iron Man champion, track all-conference, team captain...**Personal:** Son of Karl and Cynthia Thompson. Nicknamed "Kool Aide Kid."



27 BRIAN VAUGHAN • Cornerback

Class: Junior

Height: 6-1

Weight: 187

Birthdate: 12-2-77

Hometown: Ogden, IA

High School: Ogden

Letters: 0

Vaughan at UNI: Fighting for position at left corner behind Ty Talton and Brent Browner. Has seen limited action...**High School:** Earned two letters in

football. First team all-district as a senior...**Personal:** Son of Thomas and Janet Vaughan. Majoring in elementary education.



18 REGI VETTRAINO • Strong Safety

Class: Sophomore

Height: 6-2

Weight: 203

Birthdate: 12-22-77

Hometown: Iowa Falls, IA

High School: Iowa Falls

Letters: 1

Vettraino at UNI: Listed behind Terrance Malone heading into the fall.

Played in 10 games last year, primarily on special teams. Recorded three solo and four assisted tackles. Season-high four tackles against Southern Utah...**High School:** Earned four letters in baseball, three each in football and track and two in basketball. Football all-stater, played for the state runnerup baseball team, all-conference in track and basketball, member of the state champion 4x100 relay and third-place 4x200 relay...**Personal:** Son of Rick and Rita Vettraino. Majoring in elementary education. Enjoys snowboarding.

54 ADAM VOGT • Inside Linebacker

Class: Freshman

Height: 6-3

Weight: 209

Birthdate:

Hometown: Manchester, IA

High School: West Delaware

Vogt at UNI: Battling for position at inside linebacker behind Drew Elmer and Luke Wilson. Redshirted in 1997...**High School:** Earned four letters in track and two each in football and baseball. First team all-state 3A in 1996, Iowa

Newspaper Association first team, first team WAMAC, first team all-Northeast Iowa. Played on the 1995 state runnerup team and '96 state qualifier. 1996 state qualifier in baseball and 1997 Shrine Bowl selection...**Personal:** Son of Ron and Janie Vogt. Major undecided. Enjoys hunting, fishing and lifting weights.

8 PHIL WAGNER • Running Back

Class: Sophomore

Height: 5-8

Weight: 194

Birthdate: 6-16-78

Hometown: Fayette, IA

High School: North Fayette

Letters: 0

Wagner at UNI: Will help at running back, but was injured during the spring with a low back contusion. Saw little action last fall...**High School:** Earned

three letters each in football and track and one in wrestling. 1995 Class 2A 100- and 200-meter dash state champion, two-time all-state running back. School's career rushing leader with 3,039 yards, averaging 8.3 yards per carry. Single-game school-record 300 yards rushing on 31 carries...**Personal:** Son of Al and Sharon Wagner. Majoring in athletic training. Enjoys lifting weights and running.

59 NATE WERNEBURG • Defensive Tackle

Class: Junior

Height: 6-0

Weight: 270

Birthdate: 1-13-77

Hometown: Marion, IA

High School: Marion

Letters: 0

Werneburg at UNI: Fighting for position at tackle behind Tim O'Neill and Matt Zehr. Played in five games last year after transferring from Kirkwood

Community College, recording five solo and one assisted tackle, along with one sack. Season-best three tackles against Southern Utah. Redshirted in 1996...**High School:** Earned four letters in wrestling and three each in football and track. Two-time all-stater in football, two-time all-Metro, two-time all-district...**Personal:** Son of Dennis and Alice Werneburg. Majoring in biotechnology.

40 LUKE WILSON • Inside Linebacker

Class: Junior

Height: 6-2

Weight: 262

Birthdate: 1-25-77

Hometown: Mason City, IA

High School: Mason City

Letters: 2

Wilson at UNI: Battling Drew Elmer at inside linebacker for the starting position. Played in only six games last year due to injury, recording five solo and

two assisted tackles, along with one tackle for loss. Redshirted in 1995. Also has played at end. Played in all 14 games in 1996, primarily on special teams. Recorded two tackles...**High School:** Earned two letters each in football and track. First team all-conference and third team all-state as a senior. Had 189 tackles as a senior and led the team his junior and senior years...**Personal:** Son of Bruce and Pat Wilson. Majoring in pre-med.

Defense	Solos	Assts	Int	Sacks	FF	PD
1996	1	1	0	0	0	0
1997	5	2	0	0	0	0



6 ANDY WOODLEY • Wide Receiver

Class: Freshman

Height: 5-9

Weight: 165

Birthdate: 10-25-78

Hometown: Clive, IA

High School: West Des Moines Valley

Woodley at UNI: Battling for position at split end. Redshirted in 1997...**High School:** Earned four letters in basketball and three in football. Three-year

starter, two-time all-conference, Iowa Newspaper Association second-team all-state, Des Moines Register second team all-state. Started 31 consecutive games, 1997 Shrine Bowl selection. Three-time participant in 4A state playoffs. Career 1,169 receiving yards, 70 catches, school-record 11 TDs, eight interceptions, 27 yard average in kickoff returns. Four-year basketball starter. Two-time all-conference. Played for 4A state runnerup team in 1994 and '95. Career scoring average of 10.0, 3.5 steals. Street & Smith honorable mention all-American in 1996. Iowa AAU 17-and-under selection twice. McDonald's All-American nominee. Held school record for assists in single game and steals...**Personal:** Son of Mike and Betsy Woodley. Father was a two-time football all-American at UNI and currently is an assistant coach at Iowa State. Majoring in business. Nicknamed "Woody". Enjoys fishing, playing golf and skiing.



78 MATT ZEHR • Defensive Tackle

Class: Freshman

Height: 6-5

Weight: 265

Birthdate: 9-12-78

Hometown: Fort Dodge, IA

High School: Senior

Zehr at UNI: Playing behind Tim O'Neill at nose heading into the fall.

Redshirted in 1997...**High School:** Earned three letters in football and two in wrestling. As a junior, second team all-conference, all-academic. As a senior,

first team all-conference, all-academic, second team all-state, first team all-Northwest Iowa. Team captain, Who's Who in High School Sports. Shrine Bowl selection, played in the state football quarterfinals in 1994...**Personal:** Son of Rick and Linda Zehr. Majoring in business. Enjoys hunting and weightlifting. Brother Nate currently plays for the Panthers.



74 NATHAN ZEHR • Offensive Tackle

Class: Senior

Height: 6-5

Weight: 267

Birthdate: 7-2-75

Hometown: Fort Dodge, IA

High School: Senior

Letters: 1

Zehr at UNI: Listed as the probable starter at strong tackle following spring drills. Played behind Brian Beck at guard in 1997 and Andy Pattee at tackle in

1996. Saw limited action in 1995. Redshirted in 1994...**High School:** Earned two letters each in football and basketball. Participated in the 1993 football playoffs and played in 1994 Shrine Game. First team all-conference, all-state, second team Des Moines Register, team captain...**Personal:** Son of Rick and Linda Zehr. Brother Matt currently plays for the Panthers.

A total of 25 players, including five transfers, signed national letters of intent to play for Northern Iowa in 1998. "There were two key areas we concentrated on in our recruiting," UNI head coach Mike Dunbar said. "We were looking at the speed the player could bring to his position and the team, and we wanted balance in the class in terms of linemen and the skilled positions. On paper, I think we succeeded in meeting our objectives. I think this can be an outstanding class."

Adam Benge, RB-DB, 5-11, 185, Fr., Ankeny HS, Ankeny, IA... Participated in football and track...First team Elite All-State running back, all-state defensive back, runnerup in state long jump...Major undecided...Born Dec. 15, 1979...Enjoys drawing and playing sports.

Brodie Brelsford, OL, 6-5, 270, Fr., Perry HS, Perry, IA... Earned three letters each in football and basketball and two in track...Two-time all-district, third team all-state, honorable mention IIAA in football, honorable mention all-state, first team all-conference, captain in basketball...Major undecided...Born Jan. 2, 1980...Enjoys hunting.

Carlos Dallis, DB, 5-10, 190, Fr., Beechcroft HS, Columbus, OH... Earned three letters in football and two in track...Central District All-Star participant, state playoffs, city champs...All-city, all-district, second team all-Ohio, Cougar Heart awardee...Selected to the Big 33 All-Star game...Three interceptions, two fumble recoveries, four deflections, 65 tackles, two sacks, two TDs, six tackles for loss as a senior...Majoring in criminal justice...Nicknamed "Los"...Born Feb. 12, 1980.

Michael Gerrell, DB, 5-9, 177, So., Wakulla HS/Kentucky, Crawfordville, FL... Enrolled spring semester...Earned one letter in football at Kentucky, playing in seven games last year when he recorded two solo tackles...Played primarily on special teams and redshirted in 1996...Earned three letters each in football and baseball and two in track in high school...Started at cornerback as a sophomore, free safety as a junior and linebacker as a senior...Senior year honors included honorable mention all-state Class 4A, all-district, second team all-Big Bend two straight years...Starting strong safety in the North-South All-Star game, team MVP...Led the team in tackles junior and senior years, with 112 his final season...Also a two-year starter at tailback, gaining 1,153 yards and scoring 13 TDs his senior season...Rushed for 969 yards and 11 TDs as a junior...Offensive Back of Year as a senior and Defensive Back of Year as a junior...In track, district runnerup in the 100 and 200 meters (placing second to nation's fastest time) and placing fourth in region with a 10.7 time in the 100...Set school record in the 200 (22.23), team MVP and only state qualifier...Finished eighth in the Sunshine State Games in the 100 (10.71)...All-Big Bend...Three-year starter in baseball, led team in batting average (.405) as a junior and senior (.372)...Led team in stolen bases...All-Big Bend...Wrestled one year...Wakulla Scholar-Athlete of the Year in 1996...Participated twice in school ROTC program...Majoring in marketing...Born Jan. 20, 1978...Enjoys water skiing, running and playing all sports...Builds swimming pools during the summer...Pronounced JER-rell.

Todd Goebbel, QB, 6-3, 225, Sr., Hayes HS/Kent State, Delaware, OH... Enrolled spring semester...Earned two letters in football at Kent State...Passed for 3,747 yards at Kent, playing in only three games his junior year prior to an injury...Completed 304-603 passes with 25 TDs and rushed for 176 yards on 159 carries with nine TDs...Set school season records for pass completions (188), attempts (354), yards (2,427) and TD completions (19) in 1996, ranking second in the conference in total offense with an average of 231.2 yards...Also ranked third in the league in passing efficiency (121.44)...Completed 23-41 passes for 369 yards versus Central Michigan, marking the second-best performance in school history in completions and third-best in yardage...The 19 TDs tied as the fourth-best single-season total in league history...Redshirted in 1994...Earned three letters each in football and basketball in high school...Team captain in both sports...All-Ohio Division I first team for defense in 1993, named all-Central District as a senior, earned all-county first team honors at quarterback after receiving the same as a wide receiver in 1992...Received Academic Excellence Award...Majoring in physical education...Born May 18, 1976.

Zachary Hall, LB, 6-1, 205, Fr., Burlington HS, Burlington, IA... Earned two letters in football...Third team all-conference...President of Varsity Club, Student Council and Monitoring Program member, Student's School Board representative...Majoring in psychology...Born May 24, 1979...Nicknamed "Zac"...Enjoys writing, camping and traveling.

Robert Hamre, DE, 6-3, 245, Fr., Davis County HS, Bloomfield, IA... Earned four letters each in track and wrestling and three in football...All-state in football, wrestling and track, state qualifier in wrestling and placed second in the state in the shot put...Majoring in industrial technology...Nicknamed "Hammer"...Born Jan. 23, 1980.

Ryan Hannam, TE, 6-3, 215, Fr., St. Ansgar HS, St. Ansgar, IA... Earned four letters each in football, baseball and track and three in basketball...Three-time all-district in football...First team all-state kicker in 1996, honorable mention all-state defensive line in 1997, Shrine Bowl selectee...Second team all-conference basketball, honorable mention all-conference in 1996 in baseball, first team all-conference, all-district and honorable mention all-state in 1997, sixth-place in state in 4x400...Member of National Honor Society, Big Brothers-Big Sisters...Major undecided...Born Feb. 24, 1980.

Adrien Harraway, DB, 6-0, 190, Fr., Northland HS, Columbus, OH... Earned four letters each in football and baseball, one in basketball...Two-time all-city, all-district, honorable mention all-Ohio...Four interceptions as a senior and seven as a junior, six TDs, 60 tackles...Business major...Born Nov. 28, 1979...Enjoys all sports and playing drums.

Jamal Herndon, DB, 5-10, 175, Fr., Marion Franklin HS, Columbus, OH... Earned three letters each in football and track...Second team all-City twice, Top 100 Combine of Ohio, no. 1 rated DB, team captain, seven career interceptions, 12 TDs...Played in the Central District All-Star game...Major undecided...Nicknamed "Mally Mal"...Enjoys weightlifting, running.

Lance Jones, DB, 5-10, 170, Fr., Rancocas Valley Regional HS, Mt. Holly, NJ... Earned seven letters in track and three in football...First team all-county, second team all-Group 4, honorable mention all-state, team MVP...Rushed for 500 yards and seven TDs, 300 receiving yards, three interceptions, 42 solo tackles and 13 assisted...Led county in yards per carry (9.1)...Major undecided...Enjoys weightlifting and track.

Moses Joseph, RB, 5-10, 172, Fr., Glenbrook South HS, Glenview, IL... Competed in football, basketball and track...All-conference, captain, two-time track state qualifier, selected for Shrine Bowl...Activities include Future Leaders of Chicago, Walk of Fame, member of musical group "Nine"...Majoring in political science and hopes to be a lawyer...Born March 28,

1980...Nicknamed "Mo'town"...Enjoys collecting baseball cards and singing.

Jack Mitchell, DE, 6-3, 260, Jr., Redondo Union HS/Iowa State, Redondo Beach, CA... Enrolled spring semester...Earned two letters in football at Iowa State...Recorded four tackles in 1997's spring football game...Appeared in seven games in 1996, finishing the season with nine tackles...Had four tackles and caused a fumble at Baylor and three tackles against Kansas...Redshirted in 1995...Earned four letters in football, three in basketball and one in wrestling as a prep...Los Angeles Times all-South Bay two years, senior year defensive MVP of Ocean Conference, all-conference on offense and defense two straight years and all-CIF Southern California two years...Majoring in sociology...Born Aug. 25, 1977.

Ryan Ozbun, OL, 6-4, 260, Fr., Blue Valley NW HS, Overland Park, KS... Earned three letters each in football and track...His senior year, first team all-EKL, all-Johnson County, all-Metro by the Kansas City Star and Sports Connection Magazine, all-state Class 6A, all-Sun Country, team captain, Shrine Bowl selection...Holds the school record for the squat at 515 pounds...Majoring in education...Member of Young Life, FCA, Habitat for Humanity, City Union Mission.

Tyler Powell, DB, 5-9, 170, Jr., Southwestern Heights HS/Garden City CC, Plains, KS... Enrolled spring semester...Earned two letters in football in junior college...All-Jayhawk Conference as a cornerback...Played in the NCAA national championship game...Team went 10-2 and was ranked no. 4 in the nation...Earned four letters in track and three each in basketball and football in high school...Prep honors include area Player of the Year, 3A all-stater, all-Area MVP, all-conference...Member of the Honor Society...Majoring in business management and has a dream of being a chaplain for a professional football team...Born July 25, 1977...Enjoys reading, music and being with friends.

Brandon Rutledge, OLB, 6-1, 230, Jr., South Tama HS/Iowa State, Tama, IA... Enrolled spring semester...Earned one letter in football at ISU...Appeared in eight games in 1996, primarily on special teams...Redshirted in 1995...Earned four letters in track and three each in football and basketball at South Tama...In football, first team all-state Des Moines Register, all-area and honorable mention all-American by Coach Magazine, all-district...Led team to runnerup finish in Class 3A playoffs...Team finished 11-2 overall...Led team in rushing as a junior on 147 carries and 12 TDs...Participated in state track meet in the 100, 200, long jump, 4x100 and 4x200...Team held the state record in the 4x100 his junior year...Played in the state basketball tournament junior and senior years...Academic all-conference in basketball...National Honor Society member...Majoring in health promotion and hopes to be a personal trainer...Listed in Who's Who in America...Nicknamed "Rut"...Born Oct. 20, 1976.

Nic Sailsbury, DL, 6-3, 255, Fr., Ames HS, Ames, IA... Earned two letters each in football and track...Honorable mention CIML in 1996 and second team in 1997...Major undecided...Born Oct. 14, 1978...Enjoys woodworking, bowling and boating.

Chad Setterstrom, OL, 6-4, 245, Fr., Northfield HS, Northfield, MN... Earned 10 letters...All-state, all-Metro, all-conference as a senior, second team all-state, all-Metro and all-conference as a junior in football, all-conference in baseball and three-time all-conference wrestler...Blue Chip Magazine mention...Plans on majoring in biology...Nicknamed "Setty"...Enjoys fishing and camping...Born June 13, 1980.

Billy Simon, QB, 6-4, 185, Fr., Massillon Jackson HS, Massillon, OH... Earned three letters in football and two in basketball...Honorable mention Federal and County...Majoring in business.

Nathan Smith, LB, 6-2, 225, Fr., Des Moines Dowling HS, Clive, IA... Participated in track and football...Des Moines Register All-State Elite team, all-conference, academic all-stater, USA Today Honorable Mention All-American, third team all-state in 1996...Major undecided...Nicknamed "Nate"...Born Oct. 9, 1979.

Zack Smith, TE, 6-2, 230, Jr., Lincoln HS/Ellsworth College, Des Moines, IA... Earned two letters each in football and basketball...All-conference, all-region, all-Metro in football in high school, all-conference and honorable mention all-American in junior college...Member of Show Choir, Peer Helpers and Conflict Managers in high school...Majoring in business...Born Feb. 28, 1978...Enjoys weightlifting, ping pong and volleyball.

Aaron Steele, DT, 6-1, 255, Fr., Merrillville HS, Gary, IN... Earned three letters each in football and track...Three-year starter in football, recording 91 tackles, 13 sacks, six QB pressures and two fumble recoveries as a senior...Career 214 tackles, 19 sacks, 11 pressures and three recoveries...Team captain, preseason all-area defensive line, team MVP defensive line, all-conference tackle, all-area tackle, AP all-state honorable mention, IFCA all-state tackle, Bloomington Herald Special Mention all-stater, Gridiron Greats Regional Standout, Down Under Bowl Indiana All-Star Team selection, Who's Who in Sports All-Star...Majoring in political science and hopes to become a lawyer...Participated in speech and debate and the French Club in high school...Nicknamed "Big Steel"...Born Feb. 27, 1980.

Zack Stien, DL, 6-4, 240, Fr., Benton Community HS, Atkins, IA... Earned four letters in basketball and two in football...Shrine Game selectee, team was district champions...Honorable mention all-state as a junior, all-district and defensive lineman of year, basketball MVP two years, team captain, member of the 300-pound Bench Club and 450-pound Squat Club...48 tackles, 12 for loss, nine sacks...Majoring in industrial technology...Enjoys weightlifting, hunting and fishing.

Ryan Walter, TE, 6-5, 205, Fr., Charles City HS, Charles City, IA... Earned four letters in track and two each in football and basketball...Football co-captain, two-time all-district, Grid Iron Great All-Star, all-state...Holds the regular-season single-game receiving record...Played for a team which was back-to-back district champions...Shrine Bowl selectee...Member of Student Council and band...Listed in Who's Who Among American Students...Major undecided...Born Sept. 27, 1979...Enjoys jet skiing, water skiing, snow skiing and fishing.

J.V. Williams, LB, 6-2, 200, Fr., Francis Howell HS, St. Charles, MO... Earned four varsity letters...All-conference, all-district, all-state, defensive MVP...Father Eric played in the NFL — six years with the Cardinals, two years with the Rams and one year with San Diego...Major undecided...Nicknamed "Dirty Red"...Born Sept. 4, 1979.

1998 GATEWAY Football Conference Schedule

	 Illinois State	 Indiana State	 Northern Iowa	 Southern Illinois	 Southwest Missouri	 Western Illinois	 Youngstown State
Sept. 3/5		at Kansas State 6:10 p.m.	(Thursday) at Eastern Mich. 5:00 p.m.	at Murray State 7:30 p.m.	at Tulsa 6:00 p.m.	(Thursday) St. Cloud State 6:30 p.m.	(Thursday) Clarion 7:00 p.m. EDT
Sept. 12	St. Francis 6:30 p.m.	at Southeast Mo. St. 7:00 p.m.	McNeese State 6:30 p.m.	at Tenn.-Martin 7:00 p.m.	Harding Univ. 7:00 p.m.	at Central Michigan 1:00 p.m.	at Kent State 7:00 p.m. EDT
Sept. 19	at Kansas 7:00 p.m.	*at Youngstown St. 6:00 p.m.	*at Southern Illinois 1:30 p.m.	*Northern Iowa 1:30 p.m.	at Arkansas State 1:00 p.m.	at Elon College 2:00 p.m. EDT	*Indiana State 7:00 p.m. EDT
Sept. 26	*Southern Illinois 3:30 p.m.	(Thursday) St. Joseph's 6:30 p.m.	at Stephen F. Austin 7:00 p.m.	*at Illinois State 3:30 p.m.		Southern Utah 1:00 p.m.	
Oct. 3	*at Indiana State 2:00 p.m.	*Illinois State 2:00 p.m.	*Southwest Mo. 6:30 p.m.	Southwest Texas 1:30 p.m.	*at Northern Iowa 6:30 p.m.	*Youngstown St. 1:30 p.m.	*at Western Illinois 2:30 p.m. EDT
Oct. 10	*at Northern Iowa 6:30 p.m.		*Illinois State 6:30 p.m.	*at Youngstown St. 12:00 p.m.	*Western Illinois 2:30 p.m.	*at Southwest Mo. 2:30 p.m.	*Southern Illinois 1:00 p.m. EDT
Oct. 17	at Eastern Illinois 1:30 p.m.	*Southwest Mo. 1:30 p.m.	Cal Poly-SLO 1:30 p.m.	*Western Illinois 1:30 p.m.	*at Indiana State 1:30 p.m.	*at Southern Illinois 1:30 p.m.	Delaware 1:00 p.m. EDT
Oct. 24	*at Western Illinois 1:30 p.m.	*at Southern Illinois 1:30 p.m.		*Indiana State 1:30 p.m.	Southeast Mo. St. 1:30 p.m.	*Illinois State 1:30 p.m.	New Haven 1:00 p.m. EDT
Oct. 31	Southern Utah 1:30 p.m.	*Northern Iowa 1:30 p.m. EST	*at Indiana State 12:30 p.m.	*at Southwest Mo. 1:30 p.m.	*Southern Illinois 1:30 p.m.	at Buffalo 1:30 p.m. EST	at Central Florida 4:00 p.m. EST
Nov. 7	*Southwest Mo. 1:30 p.m.	*at Western Illinois 2:00 p.m. EST	*at Youngstown St. 12:00 p.m.	at Western Kentucky 1:00 p.m.	*at Illinois State 1:30 p.m.	*Indiana State 1:00 p.m.	*Northern Iowa 1:00 p.m. EST
Nov. 14	*Youngstown St. 1:30 p.m.	at Western Kentucky 2:00 p.m. EST	*Western Illinois 6:30 p.m.	Southeast Mo. St. 12:30 p.m.	CS-Northridge 1:00 p.m.	*at Northern Iowa 6:30 p.m.	*at Illinois State 2:30 p.m. EST
Nov. 21	Kentucky State 1:30 p.m.	Murray State 1:30 p.m. EST	Winona State 6:30 p.m.		*Youngstown St. 1:00 p.m.		*at Southwest Mo. 2:00 p.m. EST

*indicates Gateway games; all times Central unless noted

26 NORTHERN IOWA

Rick Rasnick



**EASTERN MICHIGAN
AT
YPSILANTI, MI
Sept. 3, 5:00**

Location: Ypsilanti, MI 48197
Enrollment: 23,000
Colors: Green and White
Nickname: Eagles
Conference: Mid-American (NCAA 1-A)
Stadium (Capacity): Rynearson (30,200)
Turf: Artificial
Athletic Director: Carole Huston
Sports Info. Dir.: Jim Streeter
Office: 734-487-0317
FAX: 734-485-3840
Home: 734-485-3221
Radio: WEMU-89.1



Head Coach: Rick Rasnick
Record at School (Years): 13-20 (3 Years)
Career Record (Years): 13-20 (3 Years)
Office: 734-487-2160
Rasnick Versus Northern Iowa: 0-0
Assistant Coaches: Todd Monken (Offensive Coordinator/Quarterbacks), Tony Lombardi (Defensive Coordinator/Linebackers), Brian Letscher (Wide Receivers/Recruiting Coordinator), Harold Goodwin (Tight Ends/Tackles), Kerry Locklin (Defensive Line), Chuck Martin (Linebackers), John Bowers (Secondary), Forrest Gregg, Jr. (Offensive Line).
Offensive Set/Defensive Set: Multiple/Pro 50
Lettermen Lost/Returning: 28/31
Starters Lost/Returning: 15/7

Top Returning Rusher:

Ben Washington, 7-35, 0 TDs

Top Returning Passer:

Adrian Barbera, 4-3-34, 0 TDs

Top Returning Receiver:

Ta-If Kumasi, 39-710, 5 TDs

Top Returning Scorer:

PK Justin Ventura, 12 FGs, 37 PATs, 73 Pts.

Top Returning Tackler:

LB Clifton Robinson, 17 UT, 27 AT, 5 TFL 1998

1998 SCHEDULE

Sept. 3 Northern Iowa 5 p.m.
Sept. 12 at Ball State 12:00
Sept. 19 at Michigan TBA
Sept. 26 Marshall 11 a.m.
Oct. 3 at Kent 6 p.m.
Oct. 10 Central Michigan 5 p.m.
Oct. 17 at Western Michigan 1 p.m.
Oct. 24 Northern Illinois 5 p.m.
Nov. 7 at Ohio 2 p.m.
Nov. 14 at Akron 1:30 p.m.
Nov. 21 Toledo 12:00
All Times Central

1997 RESULTS (4-7)

24-44 at Missouri
35-38 at Toledo
38-41 Kent
31-24 at Central Michigan
7-47 Ohio
38-32 Ball State
45-0 Akron
25-48 at Marshall
38-41 Western Michigan
38-10 at Northern Illinois
10-27 at Central Florida
3-5 MAC West

Bobby Keasler



**MCNEESE STATE
AT
CEDAR FALLS, IA
Sept. 12, 6:30**

Location: Lake Charles, LA 70609
Enrollment: 8,700
Colors: Blue and Gold
Nickname: Cowboys
Conference: Southland (NCAA 1-AA)
Stadium (Capacity): Cowboy Stadium (17,410)
Turf: Grass
Athletic Director: Sonny Watkins
Sports Info. Dir.: Louis Bonnette
Office: 318-475-5207
FAX: 318-475-5202
Home: 318-477-4182
Radio: KHLA-FM



Series Record: UNI leads 5-3
Head Coach: Bobby Keasler
Record at School (Years): 69-31-2 (8 Years)
Career Record (Years): 69-31-2 (8 Years)
Office: 318-475-5214
Keasler Versus Northern Iowa: 3-3
Assistant Coaches: Kirby Bruchhaus (Defensive Coordinator), Mike Santiago (Offensive Coordinator), John Nagle (Running Backs), Chris Truax (Offensive Line), Tommy Tate (Defensive Backs), Scott Stoker (Linebackers), Adam Henry (Receivers).
Offensive Set/Defensive Set: Pro I/4-2-5
Lettermen Lost/Returning: 12/46
Starters Lost/Returning: 6/16

Top Returning Rusher:

William Davis, 284-1,310, 9 TDs

Top Returning Passer:

Blake Prejean, 218-373-3,068, 15 TDs

Top Returning Receiver:

Andre Perkins, 30-410, 0 TDs

Top Returning Scorer:

Shonaz Lafrenz, 42 PATs, 25 FGs, 117 Pts.

Top Returning Tackler:

LB Charles Ayro, 110 UT, 61 AT, 23 TFL, 6 Sacks

1998 SCHEDULE

Sept. 5 Southeastern Oklahoma 7 p.m.
Sept. 12 at Northern Iowa 6:30 p.m.
Sept. 19 at Southern Utah 6 p.m.
Sept. 26 Arkansas-Monticello 7 p.m.
Oct. 10 Jacksonville State 7 p.m.
Oct. 17 at Northwestern State 6 p.m.
Oct. 24 Stephen F. Austin 7 p.m.
Oct. 31 at Sam Houston State 2 p.m.
Nov. 7 Southwest Texas 7 p.m.
Nov. 14 at Troy State 2 p.m.
Nov. 21 Nicholls State 7 p.m.
All Times Central

1997 Results (13-2)

31-0 Southeastern Oklahoma
28-16 at Southwest Missouri
22-5 Northern Iowa
27-6 at Jacksonville State
55-7 Arkansas Tech
50-7 Northwestern State
7-13 at Stephen F. Austin
38-21 Sam Houston State
31-21 at Southwest Texas State
10-7 Troy State
31-13 at Nicholls State
19-14 Montana
14-12 at Western Illinois
23-21 at Delaware
9-10 (n) Youngstown State
6-1, 11st Southland Conference

Jan Quarless



**SOUTHERN ILLINOIS AT
CARBONDALE, IL
Sept. 19, 1:30**

Location: Carbondale, IL 62901
Enrollment: 22,000
Colors: Maroon and White
Nickname: Salukis
Conference: Gateway (NCAA 1-AA)
Stadium (Capacity): McAndrew (17,312)
Turf: Artificial
Athletic Director: Jim Hart
Sports Info. Dir: Fred Huff
Office: 618-453-7235
FAX: 618-453-2648
Home: 618-542-2780
Radio: WCIL-FM



Series Record: UNI leads 10-6
Head Coach: Jan Quarless
Record at School (Years): 3-8 (1 Year)
Career Record (Years): 3-8 (1 Year)
Office: 618-453-3332
Quarless Versus Northern Iowa: 0-1
Assistant Coaches: Tommie Liggins (Running Backs), Rod Sherrill (Defensive Ends), Dave Dunkelberger (Defensive Coordinator/Secondary), Mike Mahoney (Defensive Line, Special Teams), Joe Lumpkin (Linebackers), Frank Ambrose (Offensive Line), Dan Enos (Quarterbacks, Receivers).
Offensive/Defensive Set: Multiple/Multiple
Lettermen Lost/Returning: 18/33
Starters Lost/Returning: 11/13

Top Returning Rusher:

Karlton Carpenter, 178-676, 6 TDs

Top Returning Passer:

Kent Skornia, 144-261-1,980, 14 TDs

Top Returning Receiver:

Cornell Craig, 57-1,036, 9 TDs

Top Returning Scorer:

WR Cornell Craig, 9 TDs, 54 Pts.

Top Returning Tackler:

DB Sam Wilkerson, 53 UT, 19 AT, 4 PBU

1998 SCHEDULE

Sept. 5 at Murray State 7:30 p.m.
Sept. 12 at Tennessee-Martin 7 p.m.
Sept. 19 Northern Iowa 1:30 p.m.
Sept. 26 at Illinois State 3:30 p.m.
Oct. 3 Southwest Texas State 1:30 p.m.
Oct. 10 at Youngstown State 12 Noon
Oct. 17 Western Illinois 1:30 p.m.
Oct. 24 Indiana State 1:30 p.m.
Oct. 31 at Southwest Missouri State 1:30 p.m.
Nov. 7 at Western Kentucky 1 p.m.
Nov. 14 Southeast Missouri State 12:30 p.m.
All Times Central

1997 RESULTS (3-8)

0-33 at Nicholls State
24-20 Murray State
14-19 at Indiana State
27-28 at Northern Iowa
35-36 Southwest Missouri State
31-29 Illinois State
23-10 at South Florida
31-52 Western Kentucky
26-31 at Western Illinois
10-34 Youngstown State
17-28 at Southeast Missouri State
1-5, 6th Gateway Conference

John Pearce



**STEPHEN F. AUSTIN
AT
NACOGDOCHES, TX
Sept. 19, 7:00**

Location: Nacogdoches, TX 75962
Enrollment: 12,000
Colors: Purple and White
Nickname: Lumberjacks
Conference: Southland (NCAA 1-AA)
Stadium (Capacity): Homer Bryce (14,500)
Turf: Artificial
Athletic Director: Steve McCarty
Sports Info. Dir: Rob Meyers
Office: 409-468-2606
FAX: 409-468-4593
Home: 409-564-8700
Radio: KYKS 105.1



Series Record: Tied 1-1
Head Coach: John Pearce
Record at School (Years): 43-24-2 (6 Years)
Career Record (Years): 43-24-2 (6 Years)
Office: 409-468-3502
Pearce Versus Northern Iowa: 1-1
Assistant Coaches: Eddie Brister (Offensive Coordinator/Quarterbacks), Denzil Cox (Defensive Coordinator/Linebackers), Joe Cauthen (Defensive Line), Chip Davis (Receivers), Robert McFarland (Offensive Line), Arlington Nunn (Secondary), Curtis Luper (Running Backs).
Offensive Set/Defensive Set: Multiple Pro/Multiple Shade-Blitz
Lettermen Lost/Returning: 15/48
Starters Lost/Returning: 10/10

Top Returning Rusher:

KaRon Coleman, 145-706, 7 TDs

Top Returning Passer:

Peyton Jones, 100-203-1,774, 9 TDs

Top Returning Receiver:

Zach Woods, 24-309, 2 TDs

Top Returning Scorer:

KaRon Coleman, 7 TDs, 44 pts.

Top Returning Tackler:

SS Perry Eliano, 51 UT, 19 AT, 3 TFL, 1 Int.

1998 SCHEDULE

Sept. 5 Montana 7 p.m.
Sept. 12 Tarleton State 7 p.m.
Sept. 19 at Northeast Louisiana 7 p.m.
Sept. 26 Northern Iowa 7 p.m.
Oct. 3 at Jacksonville State 2 p.m.
Oct. 17 Troy State 2 p.m.
Oct. 24 at McNeese State 7 p.m.
Oct. 31 at Southwest Texas 2 p.m.
Nov. 7 Sam Houston State 2 p.m.
Nov. 14 at Nicholls State 6:30 p.m.
Nov. 21 Northwestern State 2 p.m.
All Times Central

1997 RESULTS (8-3)

35-17 West Texas A&M
38-3 Delta State
10-24 at Montana
17-14 New Hampshire
41-15 Jacksonville State
20-13 at Troy State
13-7 McNeese State
31-28 Southwest Texas
28-33 at Sam Houston State
39-7 Nicholls State
24-38 at Northwestern State
5-2, 3rd Southland Conference

Del Miller



**SOUTHWEST MISSOURI
STATE AT
CEDAR FALLS, IA
Oct. 3, 6:30**

Location: Springfield, MO 65804
Enrollment: 17,836
Colors: Maroon and White
Nickname: Bears
Conference: Gateway (NCAA 1-AA)
Stadium: Plaster Field (16,300)
Turf: OmniTurf



Athletic Director: Bill Rowe
Sports Info. Dir.: Mark Stillwell
Office: 417-836-5402
FAX: 417-836-4868
Home: 417-862-7962
Radio: KTXR 101.3
Series Record: UNI leads 15-3
Head Coach: Del Miller
Record at School (Years): 16-17 (3 Years)
Career Record (Years): 16-17 (3 Years)
Office: 417-836-5343
Miller Versus Northern Iowa: 0-3
Assistant Coaches: Ozzie Riley (Linebackers), Rick Nelson (Offensive Line), J.C. Harper (Co-Defensive Coordinator, Defensive Line), Bob Boyce (Co-Defensive Coordinator, Defensive Backs), Tim Beck (Offensive Coordinator, Quarterbacks, Receivers), Kitt Rawlings (Defensive Backs), Dennis Descoteau (Running Backs).
Offensive Set/Defensive Set: Multiple/Multiple
Lettermen Lost/Returning: 20/33
Starters Lost/Returning: 11/11

Top Returning Rusher: Maurice Daniels, 151-918, 2TDs
Top Returning Passer: Derek Jensen, 27-57-354, 4TDs
Top Returning Receiver: Chance Thurman, 34-568, 2TDs
Top Returning Scorer: Travis Brawner, 23 PATs, 21 FGs, 86 Pts.
Top Returning Tackler: LB Corky Martin, 53 UT, 77 AT, 5 Sacks, 18 TFL

1998 SCHEDULE

Sept. 5 at Tulsa 6 p.m.
Sept. 12 Harding University 7 p.m.
Sept. 19 at Arkansas State 1 p.m.
Oct. 3 at Northern Iowa 6:30 p.m.
Oct. 10 Western Illinois 2:30 p.m.
Oct. 17 at Indiana State 1:30 p.m.
Oct. 24 Southeast Missouri State 1:30 p.m.
Oct. 31 Southern Illinois 1:30 p.m.
Nov. 7 at Illinois State 1:30 p.m.
Nov. 14 Cal State-Northridge 1 p.m.
Nov. 21 Youngstown State 1 p.m.
All Times Central

1997 RESULTS (5-6)

8-9 Pittsburg State
47-28 at Jacksonville State
16-28 McNeese State
27-14 Tennessee-Martin
36-35 at Southern Illinois
22-7 Indiana State
41-7 Illinois State
7-37 at Western Illinois
22-23 Northern Iowa
27-35 at Arkansas State
13-45 at Youngstown State
3-3, 3rd Gateway Conference

Todd Berry



**ILLINOIS STATE AT
CEDAR FALLS, IA
Oct. 10, 6:30**

Location: Normal, IL 61790-7130
Enrollment: 20,045
Colors: Red and White
Nickname: Redbirds
Conference: Gateway (NCAA 1-AA)
Stadium (Capacity): Hancock (15,000)
Turf: AstroTurf



Athletic Director: Rick Greenspan
Asst. A.D. Media Relations: Kenny Mossman
Office: 309-438-8005
FAX: 309-438-5634
Home: 309-888-4023
Radio: Redbird Radio Network (WJBC)
Series Record: UNI leads 11-3
Head Coach: Todd Berry
Record at School (Years): 5-17 (2 Years)
Career Record (Years): 5-17 (2 Years)
Office: 309-438-8671
Berry Versus Northern Iowa: 0-2
Assistant Coaches: David Blackwell (Linebackers), John Bond (Offensive Coordinator/Quarterbacks), Harold Etheridge (Offensive Line), Chad Glasgow (Outside Linebackers), Tom Jordan (Tight Ends), Junior Smith (Running Backs), Dennis Therrell (Assistant Head Coach/Defensive Coordinator/Secondary), Tucker Waugh (Receivers), Chris Wilson (Defensive Line).
Offensive Set/Defensive Set: Multiple/46
Lettermen Lost/Returning: 19/23
Starters Lost/Returning: 10/17

Top Returning Rusher: Darnell Jones, 171-649, 4 TDs
Top Returning Passer: Kevin Glenn, 191-361-2,265, 12 TDs
Top Returning Receiver: Rick Garrett, 40-585, 4 TDs
Top Returning Scorer: PK Jake Strader, 7 FGs, 18 PATs, 39 Pts.
Top Returning Tackler: LB Tim Angsten, 62 UT, 54 AT, 2 Int, 6 TFL

1998 SCHEDULE

Sept. 12 St. Francis 6:30 p.m.
Sept. 19 at Kansas 7 p.m.
Sept. 26 Southern Illinois 3:30 p.m.
Oct. 3 at Indiana State 2 p.m.
Oct. 10 at Northern Iowa 6:30 p.m.
Oct. 17 at Eastern Illinois 1:30 p.m.
Oct. 24 at Western Illinois 1:30 p.m.
Oct. 31 Southern Utah 1:30 p.m.
Nov. 7 Southwest Missouri State 1:30 p.m.
Nov. 14 Youngstown State 1:30 p.m.
Nov. 21 Kentucky State 1:30 p.m.
All Times Central

1997 RESULTS (2-9)

13-44 at Southern Utah
40-28 Buffalo
41-7 at Southeast Missouri State
14-25 Eastern Illinois
6-41 at Nevada-Las Vegas
34-50 Northern Iowa
29-31 at Southern Illinois
7-41 at Southwest Missouri State
13-16 Indiana State
0-13 at Youngstown State
23-37 Western Illinois
0-6, 7th Gateway Conference

Larry Welsh



**CAL POLY
AT CEDAR FALLS, IA
Oct. 17, 1:30 p.m.**

Location: San Luis Obispo, CA 93407
Enrollment: 17,000
Colors: Green and Gold
Nickname: Mustangs
Conference: Independent
Stadium (Capacity): Mustang Stadium (9,000)
Turf: Grass



Athletic Director: John McCutcheon
Sports Info. Dir.: Jason Sullivan
Office: 805-756-6531
FAX: 805-756-2650
Home: 805-549-0273
Radio: KKAL 1280-AM
Series Record: Cal Poly leads 1-0
Head Coach: Larry Welsh
Record at School (Years): 10-1 (1 Year)
Career Record (Years): 10-1 (1 Year)
Office: 805-756-5166
Welsh Versus Northern Iowa: 1-0
Assistant Coaches: Craig Moropolous (Quarterbacks), Robbie Smith (Wide Receivers), Bill Tripp (Offensive Line), Doug Lichtenberger (Offensive Tackles), Sam DeRose (Defensive Coordinator), Jim McAllister (Running Backs), J.D. Williams (Defensive Backs), Mike Denne (Defensive Line), Chris Rainey (Defensive Line).
Offensive Set/Defensive Set: Multiple/5-2
Lettermen Lost/Returning: 23/32
Starters Lost/Returning: 11/11

Top Returning Rusher: Antonio Warren 191-1,151, 11 TDs
Top Returning Passer: None
Top Returning Receiver: Craig Young 24-325, 3 TDs
Top Returning Scorer: RB Craig Young, 13 TDs, 78 Pts.
Top Returning Tackler: LB Osbaldo Orozco, 44 UT, 62 AT, 6 TFL, 3 Sacks

1998 SCHEDULE

Sept. 5 Northern Arizona 8 p.m.
Sept. 12 at Sacramento State 8:05 p.m.
Sept. 19 at Montana 2:05 p.m.
Sept. 26 St. Mary's 8 p.m.
Oct. 3 California-Davis 8 p.m.
Oct. 17 at Northern Iowa 1:30 p.m.
Oct. 24 Western New Mexico 3 p.m.
Oct. 31 at Portland State 8:05 p.m.
Nov. 7 at Southern Utah 2 p.m.
Nov. 14 at Nevada 2:05 p.m.
Nov. 21 Liberty 3 p.m.
All Times Central

1997 RESULTS (10-1)

20-19 at California-Davis
45-3 Western Montana
24-14 Western New Mexico
24-14 at St. Mary's
38-35 OT at New Mexico State
52-12 Simon Fraser
38-24 Northern Iowa
32-49 at Liberty
20-19 at Montana State
44-24 Dayton
45-0 Sacramento State

Tim McGuire



**INDIANA STATE AT
TERRE HAUTE, IN
Oct. 31, 12:30**

Location: Terre Haute, IN 47802
Enrollment: 11,484
Colors: Royal Blue and White
Nickname: Sycamores
Conference: Gateway (NCAA 1-AA)
Stadium: Memorial Stadium (12,764)
Turf: Artificial



Athletic Director: Andrea Myers
Sports Info. Dir.: Chris Burkhalter
Office: 812-237-4161
FAX: 812-237-4157
Home: 812-234-7251
Radio: WSDM-FM
Series Record: UNI leads 11-3
Head Coach: Tim McGuire
Record at School (Years): 0-0
Career Record (Years): 7-15 (2 Years)
Office: 812-237-4074
McGuire Versus Northern Iowa: 0-0
Assistant Coaches: Ivan Jasper (Quarterbacks/Fullbacks), Mark Smith (Defensive Line/Special Teams), Gene Boley (Offensive Line), Doug Dutton (Inside Linebackers), Sam Murphy (Running Backs), Robert High (Outside Linebackers), Kirk Olivadotti (Receivers), Bill Lange (Defensive Assistant)
Offensive Set/Defensive Set: Triple Option/4-4
Lettermen Lost/Returning: 18/34
Starters Lost/Returning: 9/9

Top Returning Rusher: Sha' Caldwell, 99-326, 0 TDs
Top Returning Passer: Matt Gajewski, 72-142-717, 7 TDs
Top Returning Receiver: Calvin Thomas, 13-63, 2 TDs
Top Returning Scorer: QB Matt Gajewski, 2 TDs, 12 Pts.
Top Returning Tackler: Antonio Pryor, 57 UT, 33 AT, 4 Int.


1998 SCHEDULE

Sept. 5 at Kansas State 6:10 p.m.
Sept. 12 at Southeast Missouri State 7 p.m.
Sept. 19 at Youngstown State 6 p.m.
Sept. 24 St. Joseph's 6:30 p.m.
Oct. 3 Illinois State 2 p.m.
Oct. 17 Southwest Missouri State 1:30 p.m.
Oct. 24 at Southern Illinois 1:30 p.m.
Oct. 31 Northern Iowa 1:30 p.m.
Nov. 7 at Western Illinois 1 p.m.
Nov. 14 at Western Kentucky 1 p.m.
Nov. 21 Murray State 12:30 p.m.
All Times Central

1997 RESULTS (3-8)

0-13 at Murray State
19-6 Kentucky State
6-41 at North Texas
19-14 Southern Illinois
0-31 Youngstown State
7-22 at Southwest Missouri State
3-37 Western Illinois
16-13 2OT at Illinois State
14-21 Eastern Illinois
14-21 Western Kentucky
21-29 3OT at Northern Iowa
2-4, 5th Gateway Conference

Jim Tressel



YOUNGSTOWN STATE
AT
YOUNGSTOWN, OH
Nov. 7, 12 Noon

Location: Youngstown, OH 44555-3718
Enrollment: 12,000
Colors: Red and White
Nickname: Penguins
Conference: Gateway (NCAA 1-AA)
Stadium Capacity: Stambaugh/Dwight Beede Field (20,360)
Turf: Artificial
Athletic Director: Jim Tressel
Sports Info. Dir.: Rocco Gasparro
Office: 330-742-3192
FAX: 330-742-3191
Home: 330-793-4389
Radio: WRTK
Series Record: UNI leads 8-4
Head Coach: Jim Tressel
Record at School (Years): 108-46-2 (12 Years)
Career Record (Years): 108-46-2 (12 Years)
Office: 330-742-3478
Tressel Versus Northern Iowa: 1-3
Assistant Coaches: Ken Conatser (Assistant Head Coach/Special Teams/Outside Linebackers), John Klack (Offensive Coordinator/Offensive Line), Sam Eddy (Running Backs), Bob Tucker (Defensive Coordinator), Bob Stoops (Defensive Line), Mike Sullivan (Defensive Secondary), Herb Williams (Wide Receivers), Mike Priefer (Offensive Tackles/Tailbacks).
Offensive Set/Defensive Set: Multiple/Bear
Lettermen Lost/Returning: 17/31
Starters Lost/Returning: 10/12

Top Returning Rusher:
Jake Andreadis, 195-1,057, 11 TDs
Top Returning Passer:
Jared Zwick, 9-24-191, 2 TDs
Top Returning Receiver:
Renauld Ray, 38-659, 6 TDs
Top Returning Scorer:
Adrian Brown, 20 TDs, 122 Pts.
Top Returning Tackler:
DB Dwyte Smiley, 49 UT, 43 AT, 8 PBUs, 3 Int


1998 SCHEDULE

Sept. 3	Clarion University 6 p.m.
Sept. 12	at Kent State 6 p.m.
Sept. 19	Indiana State 6 p.m.
Oct. 3	at Western Illinois 1:30 p.m.
Oct. 10	Southern Illinois 12 Noon
Oct. 17	Delaware 12 Noon
Oct. 24	New Haven 12 Noon
Oct. 31	at Central Florida 3 p.m.
Nov. 7	Northern Iowa 12 Noon
Nov. 14	at Illinois State 1:30 p.m.
Nov. 21	at Southwest Missouri State 1 p.m.
All Times Central	

1997 RESULTS (13-2)

33-9	Slippery Rock
44-23	Kent State
28-7	at Boston University
27-22	Hofstra
31-0	at Indiana State
52-17	Buffalo
32-35	at Northern Iowa
13-0	Illinois State
34-10	at Southern Illinois
45-13	Southwest Missouri State
21-24	Western Illinois
28-13	Hampton
37-34	at Villanova
25-14	at Eastern Washington
10-9	(n)McNeese State
4-2, 3rd Gateway Conference	

Randy Ball



WESTERN ILLINOIS AT
CEDAR FALLS, IA
Nov. 14, 6:30

Location: Macomb, IL 61455
Enrollment: 12,500
Colors: Purple and Gold
Nickname: Leathernecks
Conference: Gateway (NCAA 1-AA)
Stadium (Capacity): Hanson Field (15,000)
Turf: Grass
Athletic Director: Dr. Helen Smiley
Sports Info. Dir.: Doug Smiley
Office: 309-298-1133
FAX: 309-298-2060
Home: 309-837-6744
Radio: WKAI
Series Record: UNI leads 18-8
Head Coach: Randy Ball
Record at School (Years): 53-39-1 (8 Years)
Career Record (Years): 53-39-1 (8 Years)
Ball Versus Northern Iowa: 2-6
Assistant Coaches: Bill Wilt (Assistant Head Coach/Defensive Coordinator/Defensive Line), Doug Downing (Offensive Coordinator/Quarterbacks), Deion Melvin (Linebackers), Kirby Cannon (Defensive Backs), Curt Strasheim (Running Backs), Chad Remmert (Wide Receivers), Mark Caballero (Offensive Line).
Offensive Set/Defensive Set: Multiple Pro Set/Multiple
Lettermen Lost/Returning: 22/33
Starters Lost/Returning: 12/13

Top Returning Rusher:
Aaron Stecker, 366-2,293, 27 TDs
Top Returning Passer:
Mark Zanders, 1-0-0, 0 TDs
Top Returning Receiver:
Aaron Stecker, 28-288, 1 TD
Top Returning Scorer: RB Aaron Stecker, 28 TDs, 168 Pts.
Top Returning Tackler:
James Milton, 58 UT, 82 AT, 18 TFL, 3 Sacks


1998 SCHEDULE

Sept. 3	St. Cloud State 6:30 p.m.
Sept. 12	at Central Michigan 1 p.m.
Sept. 19	at Elon College 1 p.m.
Sept. 26	Southern Utah 1 p.m.
Oct. 3	Youngstown State 1:30 p.m.
Oct. 10	at Southwest Missouri State 1:30 p.m.
Oct. 17	at Southern Illinois 1:30 p.m.
Oct. 24	Illinois State 1:30 p.m.
Oct. 31	at SUNY-Buffalo 12:30 p.m.
Nov. 7	Indiana State 1 p.m.
Nov. 14	at Northern Iowa 6:30 p.m.
All Times Central	

1997 RESULTS (11-2)

41-0	Eastern Illinois
45-18	Truman State
31-17	at Alcorn State
7-48	at Marshall
45-6	at Southern Utah
29-22 2OT	Northern Iowa
37-3	at Indiana State
37-7	Southwest Missouri State
31-26	Southern Illinois
37-23	at Illinois State
24-21	at Youngstown State
31-24	Jackson State
12-14	McNeese State
6-0, 1st Gateway Conference	

Tom Sawyer



WINONA STATE
AT
CEDAR FALLS, IA
Nov. 21, 6:30

Location: Winona, MN 55987
Enrollment: 7,300
Colors: Northwestern Purple and White
Nickname: Warriors
Conference: Northern Sun Intercollegiate (NCAA II)
Stadium (Capacity): Maxwell Field (3,500)
Turf: Grass
Athletic Director: Larry Holstad
Sports Info. Dir.: Michael Herzberg
Office: 507-457-5576
FAX: 507-457-5606
Home: 507-452-6954
Radio: None
Series Record: UNI leads 2-0
Head Coach: Tom Sawyer
Record at School (Years): 12-10 (2 Years)
Career Record (Years): 12-10 (2 Years)
Sawyer Versus Northern Iowa: 0-0
Assistant Coaches: Myron Smith (Offensive Coordinator), Ron Williams (Offensive Line), John Howe (Defensive Line), Don Wistrill (Defensive Backs).
Offensive Set/Defensive Set: Multiple Pro/4-3
Lettermen Lost/Returning: NA
Starters Lost/Returning: 6/16

Top Returning Rusher: Carson Walch, 64-292, 3 TDs
Top Returning Passer: Jake Goettl, 153-259-2,504, 23 TDs
Top Returning Receiver: Chad Fitzsimmons, 57-1,048, 10 TDs
Top Returning Scorer: PK Derek Johnson, 8 FGs, 50 PATs, 74 Pts.
Top Returning Tackler: LB Kyle Stoffel, 78 UT, 43 AT



1998 SCHEDULE

Sept. 5	Ferris State 1:30 p.m.
Sept. 12	at Wisconsin-LaCrosse 1 p.m.
Sept. 26	at Northern State 1:30 p.m.
Oct. 3	Bemidji State 1:30 p.m.
Oct. 10	at Minnesota-Duluth 1:30 p.m.
Oct. 17	Southwest State 2 p.m.
Oct. 24	at Moorhead State 1:30 p.m.
Oct. 31	at Wayne State (NE) 1 p.m.
Nov. 7	Minnesota-Morris 1:30 p.m.
Nov. 14	(n)Northern State 5 p.m.
Nov. 21	at Northern Iowa 6:30 p.m.
All Times Central	

1997 RESULTS (9-2)

25-24	at Wisconsin-River Falls
14-37	Wisconsin-LaCrosse
20-44	Wisconsin-Eau Claire
52-19	at Minnesota-Morris
41-17	Northern State
58-14	at Bemidji State
62-35	Minnesota-Duluth
38-21	at Southwest State
28-10	Moorhead State
59-14	Quincy College
48-18	at Mayville State
6-0, 1st Northern Sun Intercollegiate	

Gateway Football Conference Capsule Outlook				
School	Starters Returning/Lost*		Lettermen	
	Offense	Defense	Back	
Illinois State	6/5	6/5	32	
Indiana State	5/6	8/3	34	
Northern Iowa	5/6	8/3	37	
Southern Illinois	8/3	3/8	33	
SW Missouri State	4/7	7/4	33	
Western Illinois	3/8	6/5	33	
Youngstown State	5/6	7/4	31	
TOTAL	36/41	45/22	233	
*Does not include placekickers/punters				
GFC Teams' Won-Lost Records in NCAA Tournament Play				
Team (Yrs. Participated)	Yrs.	W-L	Pct.	
Eastern Illinois ('82,'83,'86,'89,'95)	5	5-3	.375	
Illinois State	0	0-0	.000	
Indiana State ('83,'84)	2	1-2	.333	
Northern Iowa ('85,'87,'90,'91,'92,'93,'94,'95,'96)	9	9-9	.500	
Southern Illinois ('83)	1	3-0	1.000	
SW Missouri State ('89,'90)	2	1-2	.333	
Western Illinois ('88,'91,'96,'97)	4	1-4	.200	
Youngstown State ('87,'89,'90,'91,'92,'93,'94,'97)	8	20-4	.833	
Total		38-26	.594	
Gateway Totals		17-18	.486	
(Includes playoff records for league schools prior to GFC formation in 1985.)				

ALL-TIME PANTHER RECORDS VERSUS 1998 OPPONENTS

CAL POLY-SLO

(0-1-0, .000)

1997-A 24-38 L

EASTERN MICHIGAN

(3-5-0, .375)

1930-NA 0-19 L

1931-NA 0-32 L

1932-NA 12-6 W

1933-NA 6-19 L

1934-NA 33-0 W

1935-NA 0-3 L

1967-H 14-6 W

1968-A 7-34 L

ILLINOIS STATE

(11-3-0, .786)

1972-A 14-24 L

1985-A 15-3 W

1986-H 22-13 W

1987-H 48-17 W

1988-A 34-7 W

1989-A 13-32 L

1990-H 31-0 W

1991-A 17-14 W

1992-H 41-14 W

1993-A 20-19 W

1994-H 24-17 W

1995-A 29-31 L

1996-H 47-10 W

1997-A 50-34 W

INDIANA STATE

(11-3-0, .786)

1983-A 0-26 L

1985-H 24-7 W

1986-H 45-10 W

1987-A 38-14 W

1988-H 6-24 L

1989-A 24-21 W

1990-A 23-33 L

1991-H 49-21 W

1992-A 34-13 W

1993-H 17-10 W

1994-A 11-10 W

1995-H 27-10 W

1996-A 34-19 W

1997-H 29-21 3OT W

MCNEESE STATE

(6-3-0, .667)

1986-H 55-38 W

1987-A 34-31 W

1991-H 30-5 W

1992-A 21-18 W

-H 29-7 W

1993-A 10-27 L

1994-H 24-34 L

1996-H 43-10 W

1997-A 5-22 L

SOUTHERN ILLINOIS

(10-6-0, .625)

1965-A 16-23 L

1966-H 7-30 L

1983-H 9-52 L

1984-A 10-40 L

1986-A 24-27 L

1987-H 20-3 W

1988-A 24-21 W

1989-H 38-14 W

1990-H 30-9 W

1991-A 20-21 L

1992-A 30-25 W

1993-H 49-17 W

1994-A 39-7 W

1995-H 13-0 W

1996-A 33-7 W

1997-H 28-27 W

SOUTHWEST MISSOURI STATE

(15-3-0, .833)

1980-H 41-0 W

1981-A 21-17 W

1982-H 10-0 W

1983-A 13-35 L

1984-H 24-10 W

1985-A 38-17 W

1986-H 45-3 W

1987-A 17-13 W

1988-H 9-26 L

1989-A 22-37 L

1990-H 20-17 W

1991-A 22-0 W

1992-H 37-12 W

1993-A 20-14 W

1994-H 12-7 W

1995-A 19-17 W

1996-H 38-31 W

1997-A 23-22 W

STEPHEN F. AUSTIN

(1-1-0, .500)

1995-A 7-26 L

1996-H 38-12 W

WESTERN ILLINOIS

(18-8-0, .692)

1967-A 12-0 W

1968-H 33-6 W

1969-H 14-23 L

1970-A 7-29 L

1973-H 20-14 W

1974-A 14-40 L

1978-H 7-21 L

1979-A 38-25 W

1980-H 35-28 W

1981-A 14-21 L

1982-H 21-9 W

1983-A 32-26 W

1984-H 30-17 W

1985-A 48-14 W

1986-H 32-30 W

1987-A 52-7 W

1988-H 27-28 L

1989-A 21-10 W

1990-H 50-14 W

1991-A 24-17 W

1992-H 37-6 W

1993-A 23-25 L

1994-H 36-27 W

1995-A 38-7 W

1996-H 30-6 W

1997-A 22-29 2OT L

WINONA STATE

(2-0-0, 1.000)

1984-H 37-0 W

1995-H 48-3 W

YOUNGSTOWN STATE

(8-4-0, .667)

1978-H 14-31 L

1979-A 0-29 L

1980-A 38-17 W

1981-H 45-43 W

1982-A 13-25 L

1983-H 23-13 W

1984-A 16-6 W

1985-H 50-26 W

1987-H 31-28 W

1992-H 7-19 L

1996-A 23-10 W

1997-H 35-32 W

Individual

Rushed For 100 Yds:

Terry Hollimon vs. Indiana State, 129 yds., Nov. 15, 1997

Rushed For 200 Yds:

Jeff Stovall vs. Southern Illinois, 248 yds., Oct. 26, 1996

Passed For 200 Yds:

Shane Fortney vs. Indiana State, 248 yds., Nov. 15, 1997

Passed For 300 Yds:

Shane Fortney vs. Southern Utah, 388 yds., Nov. 8, 1997

Passed For 400 Yds:

Mike Smith vs. NE Louisiana, 418 yds., Dec. 12, 1987

Last 300 Yd Total Offense:

Shane Fortney vs. Southern Utah, 388 yds., Nov. 8, 1997

Received For 100 Yds:

Mike Furrey vs. Indiana State, 158 yds., Nov. 15, 1997

Received For 150 Yds:

Mike Furrey vs. Indiana State, 158 yds., Nov. 15, 1997

Received For 200 Yds:

Dedric Ward vs. William & Mary, 245 yds., Dec. 7, 1996

Scored 2 TDs Rushing:

Terry Hollimon vs. Southern Utah, 3 TDs, Nov. 8, 1997

Scored 3 TDs Rushing:

Terry Hollimon vs. Southern Utah, 3 TDs, Nov. 8, 1997

Scored 4 TDs Rushing:

Terry Allen vs. North Dakota, 4 TDs, Oct. 7, 1978

Scored 2 TDs Receiving:

Mike Furrey vs. Indiana State, 2 TDs, Nov. 15, 1997

Scored 3 TDs Receiving:

Dedric Ward vs. Indiana State, 3 TDs, Nov. 9, 1996

Scored 4 TDs Receiving:

Dedric Ward vs. Western Illinois, Sept. 29, 1995

Kicked 3 FGs:

Matt Waller vs. William & Mary, Dec. 7, 1996

Kicked 4 FGs:

Matt Waller vs. Southwest Missouri State, Sept. 17, 1994

Kicked 5 FGs:

Brian Mitchell vs. Idaho, Sept. 28, 1991

50+ Yd FG:

Matt Waller vs. Southern Illinois, 51, Oct. 26, 1996

Kickoff Return For TD:

Tyree Talton vs. Eastern Illinois, 97-yd TD, Nov. 30, 1996

Punt Return For TD:

Dedric Ward vs. St. Cloud State, 46 yds. and 42 yds., Sept. 7, 1996

2 Punt Returns For TD:

Dedric Ward vs. St. Cloud State, 46 yds. and 42 yds., Sept. 7, 1996

Interception Return For TD:

Terrance Malone vs. Illinois State, 35 yds., Oct. 4, 1997

Fumble Recovery For TD:

Alonzo Clayton vs. Winona State, Nov. 18, 1996

Safety:

Panther Team Safety vs. McNeese State, Sept. 20, 1997

Intercepted 2 Passes:

Terrance Malone vs. Illinois State, Oct. 4, 1997

Intercepted 3 Passes:

Tyree Talton vs. Iowa, Sept. 9, 1995

Team

Rushed For 200 Yds:

Oct. 4, 1997, vs. Illinois State, 214 yds.

Rushed For 300 Yds:

Nov. 18, 1995, vs. Winona State, 300 yds.

Passed For 200 Yds:

Nov. 15, 1997, vs. Indiana State, 248 yds.

Passed For 300 Yds:

Nov. 8, 1997, vs. Southern Utah, 388 yds.

Passed For 400 Yds:

Nov. 9, 1991 vs. Indiana State, 432 yds.

Had 400 Yds Total Offense:

Nov. 15, 1997, vs. Indiana State, 414 yds.

Had 500 Yds Total Offense:

Nov. 8, 1997, vs. Southern Utah, 511 yds.

Had 600 Yds Total Offense:

Nov. 9, 1991 vs. Indiana State, 650 yds.

Scored 30 Points:

Nov. 8, 1997, vs. Southern Utah, 53 pts.

Scored 40 Points:

Nov. 8, 1997, vs. Southern Utah, 53 pts.

Scored 50 Points:

Nov. 8, 1997, vs. Southern Utah, 53 pts.

Scored 60 Points:

Nov. 8, 1988, vs. Wayne State College, 77 pts.

Had 3 TDs Rushing:

Nov. 8, 1997, vs. Southern Utah

Had 4 TDs Rushing:

Sept. 27, 1997, vs. Southern Illinois

Had 5 TDs Rushing:

Oct. 29, 1994 vs. Western Illinois

Had 6 TDs Rushing:

Sept. 17, 1988, vs. Morgan State, 7 TDs

Had 2 TDs Passing:

Nov. 15, 1997, vs. Indiana State, 3 TDs

Had 3 TDs Passing:

Nov. 15, 1997, vs. Indiana State

Had 4 TDs Passing:

Nov. 8, 1997, vs. Southern Utah

Had 5 TDs Passing:

Oct. 11, 1996, vs. Illinois State

Had 6 TDs Passing:

Nov. 8, 1986, vs. McNeese State

Had 20 First Downs:

Nov. 15, 1997, vs. Indiana State, 21

Had 25 First Downs:

Oct. 4, 1997, vs. Illinois State, 26

Had 30 First Downs:

Dec. 12

"I've always said that it's tougher to win our league than it is to win the national championship, and now I've got proof." Indeed.

Gateway Football Conference Commissioner Patty Viverito made that observation after league member Youngstown State earned the league's first national title in 1997. YSU won four games in four tries in the NCAA 1-AA tournament in winning its fourth national crown this decade and first for the GFC. YSU joined the Gateway for the start of the '97 season after previously competing as an independent.

Oddly, YSU (4-2 in the GFC) won the national title despite finishing third in the league, behind Western Illinois (6-0) and Northern Iowa (5-1). Despite finishing third, the Penguins received an at-large berth in the playoffs and became the first-ever third-place team to capture the 1-AA title.

Obviously, the 1997 national title was the crowning jewel for the Gateway, as the league had one of its most successful seasons. In addition to claiming the league's first national title, YSU also finished the year ranked No. 1, marking the first time a league member has held that spot in a season-ending poll. League champ WIU ended at No. 6, marking the first time the Gateway ended the year with two teams ranked among the top six.

The original Gateway Conference was founded as a women's athletic organization in August of 1982 following the dissolution of the Association of Intercollegiate Athletics for Women. In September of that year, Viverito was named the first commissioner, the position she maintains today. The league's permanent headquarters are now in St. Louis, MO.

In July of 1992, the 10-team Gateway Conference disbanded as its women's programs realigned with their men's teams in their respective conferences. The league assumed its new name on July 1, 1992, becoming the Gateway Football Conference.

The football division was born on August 21, 1985, when the Gateway President's Council voted to add a 1-AA football division for six of its members to the previously all-women's athletics organization. Founding members of the football division were Eastern Illinois, Illinois State, Northern Iowa, Southern Illinois, Southwest Missouri State and Western Illinois. The creation of the Gateway football division marked the first time in college annals that football was added to a women's conference. In June of 1986, Indiana State became the seventh member.

In the 13 years of the football division, league membership has been stable as only twice since 1986 has there been fluctuations in league membership. Eastern Illinois left the Gateway to join the Ohio Valley in 1996, while YSU joined in 1997.

Highlighted by the 1997 national

championship, the first 13 seasons have been marked by continual successes. Last season, YSU and WIU represented the league in the playoffs, marking the third straight season, and sixth time overall, the league has sent two teams to the playoffs.

Although YSU is the only Gateway team to reach the title game, UNI has

four times reached the semifinals, while the

league sports an

all-time playoff

record of 17-18.

Five different

teams have

represented the

conference in the

playoffs, while six of the

seven current members have been to

the playoffs since 1982. SIU won the national crown in 1983, prior to Gateway membership.

The Gateway continues to be one of the best 1-AA conferences in the nation as it plays one of the most difficult non-league slates in the country. Last season, the league compiled a 23-18 non-conference record, winning a league-record eight games against teams ranked among the top 25. Over the past two years, the league has compiled a non-league record of 50-31, which includes 15 wins against 1-AA teams and two wins against 1-A teams. Notably, of the 31

non-league losses in the past two years, 24 have come against teams ranked either in the 1-AA top 25 or against 1-A teams. Only four times in 41 non-conference games last year did a Gateway team lose to an unranked non-Division 1-A foe.

Historically, the Gateway Conference has been among the elite in 1-AA, posting

winning non-league records in eight of 13 previous seasons.

In 1996, the Gateway was perhaps at its greatest as the league compiled the best non-conference record in its history at 27-13, which included a 1-AA best 19 wins against 1-AA non-conference foes.

The league's success on the field has translated into national respect, as the Gateway has been well represented in national polls in each of its 13 years. In 1992, UNI achieved the conference's first No. 1 national ranking, as the Panthers were ranked No. 1 by the NCAA and by the Sports Network for five weeks. YSU also claimed a No. 1 ranking, holding the spot two weeks last year, plus the final season-ending Sports Network ranking. The final national poll in eight of the past nine years has had at least two Gateway members among its Top 25.

In the last two years, the Gateway has had two teams

ranked among the top 10 in the same poll 23 times (13 in '97 and 10 in '96). Prior to 1996, that had only happened once. Additionally, two Gateway teams were ranked among the nation's top five in the same Sports Network top-25 poll nine different times in '97. Again, that had happened only once (1996) prior to last year.

The Gateway Conference is the only automatic 1-AA qualifying conference that sponsors football as its only sport. Other leagues that receive automatic bids are the Atlantic-10 (formerly Yankee), Big Sky, Midwestern Athletic, Ohio Valley, Patriot League, Southern and the Southland Conference. The Gateway has had an automatic bid since 1986.



THE GATEWAY FOOTBALL CONFERENCE

1000 St. Louis Union Station
Suite 105

St. Louis, MO 63103

Phone: 314-421-2268

FAX On Demand: 201-461-4256 Release 6093, Stats 6094

Scoreboard: 314-569-5636

FAX: 314-421-3505

Commissioner: Patty Viverito

Assistant Commissioner: Mike Kern

Supervisor of Officials: Ed Tschannen

Administrative Assistant: Maxine Day



Viverito



Tschannen



Kern

1997 GATEWAY FINAL STANDINGS

	CONFERENCE			OVERALL		
	W	L	Pct.	W	L	Pct.
Western Illinois	6	0	1.000	11	2	.846
Northern Iowa	5	1	.833	7	4	.636
Youngstown State	4	2	.667	13	2	.867
Southwest Missouri	3	3	.500	5	6	.455
Indiana State	2	4	.333	3	8	.273
Southern Illinois	1	5	.167	3	8	.273
Illinois State	0	6	.000	2	9	.182

1997 TEAM STATISTICS

(Regular Season Games Only. National Rankings in Parentheses)

RUSHING OFFENSE	ATT	YARDS	YPA	TDS	YPG
Western Illinois (8)	509	2686	5.3	35	244.2
Youngstown State (11)	565	2488	4.4	37	226.2
Southwest Missouri (57)	423	1666	3.9	13	151.5
Northern Iowa (58)	412	1581	3.8	21	143.7
Southern Illinois (84)	407	1316	3.2	13	119.6
Indiana State (92)	435	1206	2.8	2	109.6
Illinois State (100)	398	1099	2.8	13	99.9

RUSHING DEFENSE	ATT	YARDS	YPA	TDS	YPG
Youngstown State (29)	385	1254	3.3	9	114.0
Western Illinois (36)	405	1384	3.4	11	125.8
Southwest Missouri (78)	465	1849	4.0	20	168.1
Indiana State (94)	537	2079	3.9	15	189.0
Illinois State (100)	513	2176	4.2	22	197.8
Northern Iowa (102)	506	2212	4.4	23	201.1
Southern Illinois (116)	547	3030	5.5	32	275.5

PASSING OFFENSE	ATT-COM-INT	.PCT	YARDS	YPA	TDS	YPG
Northern Iowa (15)	387-203-13	52.5	2881	7.4	19	261.9
Illinois State (30)	412-216-15	52.4	2534	6.2	13	230.4
Southwest Missouri (33)	395-200-10	50.6	2461	6.2	14	223.7
Southern Illinois (53)	306-162-10	52.9	2161	7.1	16	196.5
Western Illinois (59)	269-174-7	64.7	2045	7.6	10	185.9
Youngstown State (72)	199-121-8	60.8	1757	8.8	8	159.7
Indiana State (117)	189-85-6	45.0	867	4.6	9	78.8

PASS EFFICIENCY DEF	ATT-COM-INT	YARDS	TDS	POINTS
Youngstown State (24)	308-142-7	1693	10	98.4
Indiana State (40)	271-141-18	1686	12	105.6
Southern Illinois (64)	282-142-11	2026	9	113.4
Western Illinois (67)	356-193-12	2311	13	114.1
Southwest Missouri (89)	300-140-9	2291	16	122.4
Northern Iowa (95)	314-161-8	2298	18	126.6
Illinois State (114)	291-183-13	2553	19	149.2

TOTAL OFFENSE	ATT	YARDS	YPA	TDS	YPG
Western Illinois (14)	778	4731	6.1	45	430.09
Northern Iowa (22)	799	4462	5.6	40	405.64
Youngstown State (32)	764	4245	5.6	45	385.91
Southwest Missouri (40)	818	4127	5.0	27	375.18
Illinois State (67)	810	3633	4.5	26	330.27
Southern Illinois (74)	713	3477	4.9	29	316.09
Indiana State (116)	624	2073	3.3	11	188.45

TOTAL DEFENSE	ATT	YARDS	YPA	TDS	YPG
Youngstown State (15)	693	2947	4.3	19	267.9
Western Illinois (60)	761	3695	4.9	24	335.9
Indiana State (68)	808	3765	4.7	27	342.3
Southwest Missouri (91)	765	4140	5.4	36	376.4
Northern Iowa (104)	820	4510	5.5	41	410.0
Illinois State (111)	804	4729	5.9	41	429.9
Southern Illinois (116)	829	5056	6.1	41	459.6

SCORING OFFENSE

	Pts	Avg	SCORING DEFENSE	Pts	Avg
Western Illinois (13)	364	33.1	Youngstown State (12)	160	14.5
Youngstown State (16)	360	32.7	Western Illinois (22)	191	17.4
Northern Iowa (31)	308	28.0	Indiana State (67)	248	22.5
Southwest Missouri (56)	266	24.2	Southwest Missouri (85)	282	25.6
Southern Illinois (61)	238	21.6	Southern Illinois (94)	320	29.1
Illinois State (77)	220	20.0	Illinois State (98)	333	30.3
Indiana State (115)	119	10.8	Northern Iowa (101)	339	30.8

NET PUNTING	PUNTS	AVG	RET	AVG
Southern Illinois (6)	71	42.8	34	38.2
Southwest Missouri (9)	73	40.0	25	38.0
Western Illinois (13)	40	39.8	13	37.1
Illinois State (16)	64	40.5	26	36.9
Youngstown State (37)	46	36.6	13	35.0
Indiana State (47)	81	36.9	27	34.5
Northern Iowa (86)	57	35.2	24	31.7

PUNT RETURNS	NO	YARDS	TDS	AVG
Western Illinois (7)	24	312	2	13.0
Northern Iowa (26)	19	204	0	10.7
Indiana State (36)	26	263	1	10.1
Southwest Missouri (65)	29	234	1	8.1
Youngstown State (79)	25	188	0	7.5
Illinois State (88)	17	123	0	7.2
Southern Illinois (116)	24	84	0	3.5

KICKOFF RETURNS	NO	YARDS	TDS	AVG
Youngstown State (18)	22	474	0	21.5
Northern Iowa (40)	43	868	0	20.2
Illinois State (43)	50	990	1	19.8
Indiana State (45)	36	712	0	19.8
Western Illinois (50)	34	664	0	19.5
Southwest Missouri (78)	45	817	0	18.2
Southern Illinois (87)	43	757	0	17.6

TURNOVER MARGIN	FUM	INT	GAIN	FUM	INT	LOST	MARGIN
Indiana State (4)	12	18	30	9	6	15	1.36
Illinois State (28)	15	13	28	7	15	22	.55
Western Illinois (33)	13	12	25	13	7	20	.45
Southern Illinois (42)	9	11	20	7	10	17	.27
Youngstown State (74)	9	7	16	11	8	19	-.27
Southwest Missouri (74)	10	9	19	12	10	22	-.27
Northern Iowa (89)	10	8	18	11	13	24	-.55

1997 INDIVIDUAL STATISTICS

(Regular Season Games Only)

RUSHING	ATT	YDS	YPA	TDS	YPG
Aaron Stecker, Western Illinois (2)	298	1957	6.6	24	177.91
Maurice Daniels, SW Missouri (45)	151	918	6.1	2	83.45
Terry Hollimon, Northern Iowa	200	864	4.3	10	78.55
Jake Andreadis, Youngstown State	133	805	6.1	9	73.18
Adrian Brown, Youngstown State	138	560	4.1	15	62.22
Karlton Carpenter, Southern Illinois	178	673	3.8	6	61.18
Corey McGriff, SW Missouri	159	668	4.2	6	60.73
Darnell Jones, Illinois State	171	649	3.8	4	59.00
Demetrius Harris, Youngstown State	93	436	4.7	3	39.64
Brian Noltbertowicz, Southern Illinois	86	392	4.6	4	35.64

PASS EFFICIENCY	ATT-COM-INT	YDS	TDS	POINTS
Demond Tidwell, Youngstown State (19)	178-113-6	1583	6	142.6
Jeff Hecklinski, Western Illinois (22)	257-167-6	1897	10	135.2
Kent Skornia, Southern Illinois (30)	261-144-9	1980	14	129.7
Shane Fortney, Northern Iowa (44)	349-180-12	2558	16	121.4
Kevin Glenn, Illinois State	361-191-13	2265	12	109.4
Jeremy Hoog, SW Missouri	338-173-9	2107	10	108.0
Matt Gajewski, Indiana State	142-72-2	717	7	106.6

TOTAL OFFENSE	PLAYS	CAR/YDS	ATT/YDS	YDS	YPG
Shane Fortney, Northern Iowa (16)	411	62/97	349/2558	2655	241.36
Kevin Glenn, Illinois State (32)	460	99/90	361/2265	2344	214.09
Jeremy Hoog, SW Missouri (46)	408	70/-9	338/2107	2098	190.73
Kent Skornia, Southern Illinois (47)	334	73/-18	261/1980	1962	178.36
Aaron Stecker, Western Illinois	298	298/1957	0/0	1957	177.91
Jeff Hecklinski, Western Illinois	295	38/-47	257/1897	1850	168.18
Demond Tidwell, Youngstown State	257	79/185	178/1583	1768	160.73
Matt Gajewski, Indiana State	261	119/215	142/717	932	84.73
Maurice Daniels, SW Missouri	151	151/918	0/0	918	83.45
Terry Hollimon, Northern Iowa	200	200/864	0/0	864	78.55

RECEIVING	NO	YDS	YPG	TDS	CPG
Mike Furrey, Northern Iowa (4)	82	1291	117.36	7	7.45
Cornell Craig, Southern Illinois (18)	57	1036	94.18	9	5.18
Marquis Mosely, Illinois State (34)	61	875	79.55	4	14.34
Eddie Berlin, Northern Iowa	46	640	58.18	8	4.18
Alonzo Clayton, Northern Iowa	35	622	56.55	4	3.18
Jason Cannon, SW Missouri	43	591	53.73	7	3.91
Rick Garrett, Illinois State	40	585	53.18	4	3.64
Chance Thurman, SW Missouri	34	568	51.64	2	3.09
Renaud Ray, Youngstown State	28	529	48.09	4	2.55
Jamaine Blalock, Western Illinois	37	478	43.45	2	3.36

SCORING	TDS	XP	FGS	PTS	PPG
Aaron Stecker, Western Illinois (1)	26	0	0	150	13.64
Adrian Brown, Youngstown State (7)	15	0	0	90	10.00
Travis Brawner, SW Missouri (23)	0	23	21	86	7.82
Keith Jones, Western Illinois (42)	0	44	10	74	6.73
Mark Griffith, Youngstown State	0	43	9	70	6.36
Terry Hollimon, Northern Iowa	10	0	0	60	5.45
Cornell Craig, Southern Illinois	9	0	0	54	4.91
Jake Andreadis, Youngstown State	9	0	0	54	4.91
Julio Guzman, Northern Iowa	0	25	9	52	4.73
Eddie Berlin, Northern Iowa	8	0	0	48	4.36

PUNTING	NO	YARDS	AVG
John Amtrano, Southern Illinois (9)	71	3040	42.82
Jake Strader, Illinois State (18)	61	2508	41.11
Travis Brawner, SW Missouri (31)	73	2918	39.97
Jeff Baker, Western Illinois (35)	40	1593	39.83
Phillip Aguilar, Indiana State	62	2360	38.06
Randy Hall, Northern Iowa	55	1993	36.24

PUNT RETURNS	NO	YARDS	TDS	AVG
Jamaine Blalock, Western Illinois (8)	18	241	1	13.39

Anthony Williams, Indiana State	19	151	0	7.95
Jake Andreadis, Youngstown State	23	179	0	7.78
Marquis Mosely, Illinois State	15	110	0	7.33
C.J. Steele, SW Missouri	24	159	0	6.63
Reggie Fowler, Southern Illinois	13	43	0	3.31

KICKOFF RETURNS	NO	YARDS	TDS	AVG
Marquis Mosely, Illinois State (9)	20	535	1	26.75
Tyree Talton, Northern Iowa (17)	25	604	0	24.16
Anthony Williams, Indiana State (22)	19	456	0	24.00
Jason Cannon, SW Missouri	23	455	0	19.78
Karlton Carpenter, Southern Illinois	15	253	0	16.87

INTERCEPTIONS	NO	YARDS	TDS	IPG
Frank Spraggins, Western Illinois (20)	6	87	1	.55
Sam Wilkerson, Southern Illinois (46)	4	35	1	.40
Kyle Bibbs, Indiana State	4	35	0	.36
Tony Prior, Indiana State	4	21	0	.36
Adam Franklin, Illinois State	3	9	0	.33
DeJuan Alfonso, Indiana State	3	47	0	.27
Kernard Killingsworth, Illinois State	3	41	0	.27
Tyree Talton, Northern Iowa	3	21	0	.27
Ty Locatelli, Western Illinois	2	0	0	.20

ALL-PURPOSE RUNNING	G	YARDS	YPG
Aaron Stecker, Western Illinois (3)	11	2245	204.09
Mike Furrey, Northern Iowa (21)	11	1550	140.91
Marquis Mosely, Illinois State (23)	11	1542	140.18
Jake Andreadis, Youngstown State	11	1271	115.55
Maurice Daniels, SW Missouri	11	1211	110.09
Jamaine Blalock, Western Illinois	11	1112	101.09
Cornell Craig, Southern Illinois	11	1095	99.55
Darnell Jones, Illinois State	11	1075	97.73
Jason Cannon, SW Missouri	11	1060	96.36
Karlton Carpenter, Southern Illinois	11	1031	93.73

TACKLES	UT	AT	TT
Matt Pedersen, Northern Iowa	71	60	131
Corky Martin, SW Missouri	53	77	130
Percy Scott, Illinois State	80	48	128
Joe Dunn, Indiana State	76	51	127
James Milton, Western Illinois	51	70	121
Tim Angsten, Illinois State	62	54	116
Robert High, Indiana State	48	60	108
Ryan Doak, Northern Iowa	39	60	99
Shawn Lockhart, SW Missouri	35	61	96
Antonio Pryor, Indiana State	57	33	90

Fumbles Recovered Leader: LeKeith Hampton, SW Missouri 4**Fumbles Forced Leader:** Joe Ratliff, Illinois State 4**Passes Broken Up Leader:** Corey Brunsfold, SW Missouri; Mike Carter, Western Illinois 11**Sacks Leader:** Harry Deligianis, Youngstown State; **Matt Pedersen, Northern Iowa**; Cyron Brown, Western Illinois 11**UNI GATEWAY CONFERENCE-OPENER RESULTS (10-3)**

Year	Score	Opponent
1985	38-17	@Southwest Missouri
1986	45-3	Southwest Missouri
1987	38-14	@Indiana State
1988	9-28	Southwest Missouri
1989	22-37	@Southwest Missouri
1990	30-9	Southern Illinois
1991	20-21	@Southern Illinois
1992	41-14	Illinois State
1993	20-14	@Southwest Missouri
1994	12-7	Southwest Missouri
1995	17-7	@Western Illinois
1996	47-10	Illinois State
1997	28-27	Southern Illinois

FIRST TEAM OFFENSE

QB —	Jeff Hecklinski, Western Illinois, Sr.
RB —	Jake Andreadis, Youngstown State, Jr. Aaron Stecker, Western Illinois, Jr.
TE —	Brad St. Louis, Southwest Missouri, Sr.
WR —	Mike Furrey, Northern Iowa, So. Marquis Mosely, Illinois State, Sr.
OL —	Matt Hogg, Youngstown State, Sr. odd Kollar, Youngstown State, Sr. Brad Kubik, Southwest Missouri, Sr. Chip McPheeters, Western Illinois, Sr.
PK —	Andy Pattee, Northern Iowa, Sr. Travis Brawner, Southwest Missouri, So.

FIRST TEAM DEFENSE

DL —	Cyron Brown, Western Illinois, Sr. Harry Deligianis, Youngstown State, Sr. Shannon Jackson, Indiana State, So.
LB —	Erik Nelson, Northern Iowa, Jr. Corky Martin, Southwest Missouri, Fr. Tom Paolucci, Youngstown State, Sr.
DB —	Matt Pedersen, Northern Iowa, So. Robert High, Indiana State, Sr. Frank Spraggins, Western Illinois, Sr.
P —	Tyree Talton, Northern Iowa, Jr. Dwyte Smiley, Youngstown State, So.
RS —	John Amitrano, Southern Illinois, Jr. Jamaine Blalock, Western Illinois, Sr.

Offensive Player of Year: RB Aaron Stecker, Western Illinois
Defensive Player of Year: DT Harry Deligianis, Youngstown State
Bruce Craddock Gateway Coach of Year: Randy Ball, Western Illinois
Newcomer of Year: RB Aaron Stecker, Western Illinois

SECOND TEAM OFFENSE

QB —	Shane Fortney, Northern Iowa, Sr.
RB —	Maurice Daniels, Southwest Missouri, Jr. Terry Hollimon, Northern Iowa, Sr. Chad Ames, Indiana State, So.
TE —	
WR —	Alonzo Clayton, Northern Iowa, Sr. Cornell Craig, Southern Illinois, So.
OL —	Chris Clapp, Northern Iowa, Sr. Jason Grott, Western Illinois, Sr.
PK —	Brad Meester, Northern Iowa, So. Corey Olson, Western Illinois, Sr. Jason Whittle, Southwest Missouri, Sr. Keith Jones, Western Illinois, Sr.

SECOND TEAM DEFENSE

DL —	Corey Brunsvold, Southwest Missouri, Sr. Larry Fitzpatrick, Illinois State, Sr. Travis Niekamp, Illinois State, Sr. Dave Watson, Western Illinois, Jr.
LB —	Tim Angsten, Illinois State, So. James Milton, Western Illinois, Jr. Percy Scott, Illinois State, Sr.

DB —	DeJuan Alfonzo, Indiana State, So. Kyle Bibbs, Indiana State, Sr. Kernard Killingsworth, Illinois State, So. Freddie Taylor, Southern Illinois, Sr.
P —	Jake Strader, Illinois State, Fr.
RS —	Marquis Mosely, Illinois State, Sr.

HONORABLE MENTION — QB Kevin Glenn (ILSU), QB Jeremy Hoog (SMS), QB Demond Tidwell (YSU), RB Adrian Brown (YSU), RB Ed Josephs (WIU), **SE Eddie Berlin (UNI)**, WR Jamaine Blalock (WIU), WR Jason Cannon (SMS), WR Jim Farrell (WIU), WR Rick Garrett (ILSU), WR Thedo Griffin (WIU), WR Anthony Williams (INSU), OL Matt Beals (UNI), OL Jason Krivis (SIU), OL Walter Skeate (SIU), DE David Hunter (INSU), DL Mitch Minick (SMS), DL Tavita Tovio (SIU), LB Joe Dunn (INSU), **LB Travis Schipper (UNI)**, LB Galen Scott (ILSU), LB Mike Stanec (YSU), P Jeff Baker (WIU), P Travis Brawner (SMS), **RS Tyree Talton (UNI)**

ALL-NEWCOMER — **SE Eddie Berlin (UNI)**, P/PK Travis Brawner (SMS), WR Jim Farrell (WIU), **QB Shane Fortney (UNI)**, WR Mike Furrey (UNI), QB Kevin Glenn (ILSU), **RB Terry Hollimon (UNI)**, RB Corey McGriff (SMS), WR/RS Marquis Mosely (ILSU), OG Frank Rutherford (YSU), QB Kent Skornia (SIU), RB Aaron Stecker (WIU), WR/RS Anthony Williams (INSU), P John Amitrano (SIU), FS Jake Anderson (YSU), DE Cyron Brown (WIU), DB Donnie Caldwell (WIU), DT Chris Glantzis (YSU), DB Shawn Lockhart (SMS), LB Corky Martin (SMS), DL Mitch Minick (SMS), LB James Milton (WIU), OLB Galen Scott (ILSU), P Jake Strader (ILSU), DL Tavita Tovio (SIU), DT Dave Watson (WIU)

1997 Gateway Academic All-Conference Teams

FIRST TEAM

PK Travis Brawner, Southwest Missouri	So.	4.00	Biology
WR Jim Farrell, Western Illinois	Sr.	3.80	History
QB Matt Gajewski, Indiana State	Jr.	3.82	Life Sciences
DB Jeff Killeen, Southwest Missouri	So.	3.92	Biology
OL Jason Krivis, Southern Illinois	Sr.	4.0	Community Health
DL Troy Lefevra, Indiana State	So.	3.88	Graphic Design
OC Brad Meester, Northern Iowa	So.	3.87	Management
DE Matt Peterson, Northern Iowa	So.	3.49	Biology
CB Anthony Pannunzio, Youngstown State	Jr.	3.70	Civil Engineering
LB Travis Schipper, Northern Iowa	Sr.	3.67	Accounting
OL Brian Sitz, Indiana State	So.	3.60	Safety management
P J.J. Stefancin, Youngstown State	Jr.	3.97	Pre-Medicine

SECOND TEAM

LB Joe Dunn, Indiana State	Sr.	3.38	Sports Management
QB Jeff Hecklinski, Western Illinois	Sr.	3.13	Communications
DL Shannon Jackson, Indiana State	So.	3.50	Criminology
DL Jake Jacobsmeier, Southwest Missouri	Sr.	3.53	Psychology
LB Ty Locatelli, Western Illinois	Jr.	3.03	Physical Education
OL Josh McCall, Western Illinois	So.	3.85	Computer Science
LB Matt Pedersen, Northern Iowa	So.	3.25	Marketing
P Anthony Rozzo, Youngstown State	So.	3.67	Chemistry
TE Brad St. Louis, Southwest Missouri	So.	3.23	Nutrition
OL Ryan Touhey, Southwest Missouri	Sr.	3.56	Health & Physical Education
OT Jason Whittle, Southwest Missouri	Sr.	3.38	Health & Physical Education
QB Jared Zwick, Youngstown State	So.	3.76	Biology

HONORABLE MENTION

QB Toby Deal (INSU), LB Brad Duke (SMS), WR Reggie Fowler (SIU), OT **Andy Pattee (UNI)**, LB Cory Pierce (INSU), DL Don Shymkewich (WIU), OL Jim VanVlymen (WIU), DB Chris Wilson (INSU), **DE Luke Wilson (UNI)**

1997 Gateway Conference By the Numbers

Games Decided by 7 Pts. or Less

Illinois State	0-2
Indiana State	2-2
Northern Iowa	3-1
Southern Illinois	2-4
Southwest Missouri	2-2
Western Illinois	4-1
Youngstown State	3-2

Halftime	Lead/Tie	Trail
Illinois State	1-1	1-8
Indiana State	2-3	1-5
Northern Iowa	6-1	1-3
Southern Illinois	2-3	1-5
Southwest Missouri	4-0	1-6
Western Illinois	9-0	2-2
Youngstown State	10-1	3-1

Winning Score in Final 5 Minutes

Illinois State	0-2
Indiana State	1-1
Northern Iowa	1-1
Southern Illinois	2-1
Southwest Missouri	1-1
Western Illinois	3-0
Youngstown State	1-1

Home/Away	Home	Away
Illinois State	1-4	1-5
Indiana State	2-4	1-4
Northern Iowa	5-0	2-4
Southern Illinois	2-3	1-5
Southwest Missouri	3-3	2-3
Western Illinois	6-1	5-1
Youngstown State	7-1	5-1

Record: 7-4 Overall, 5-1 Gateway Conference (2nd), 5-0 Home, 2-4 Road
Attendance: 180,068 Total (16,370 Avg.), Home 55,623 (11,125 Avg.), Road 124,445 (20,741 Avg.)

1997 RESULTS

Date	Opponent (Nat'l. Ranking)	Score	Attendance
Sept. 6	at Iowa (20)	0-66	66,325
Sept. 13	Mankato State	39-15	9,379
Sept. 20	at McNeese State (16)	5-22	11,627
Sept. 27	Southern Illinois*	28-27	12,829
Oct. 4	at Illinois State*	50-34	8,986
Oct. 11	at Western Illinois* (5)	22-29 2OT	13,446
Oct. 18	Youngstown State* (1)	35-32	12,218
Oct. 25	at Cal Poly SLO	24-38	8,427
Nov. 1	at Southwest Missouri State*	23-22	15,634
Nov. 8	Southern Utah	53-33	10,318
Nov. 15	Indiana State*	29-21 3OT	10,879

*Gateway Football Conference Game

TEAM STATISTICS

	UNI	OPP
FIRST DOWNS	231	238
Rush	95	119
Pass	119	102
Penalty	17	17
NET RUSHING	1581	2212
Attempted	412	506
Yards Gained	1792	2492
Yards Lost	211	280
Yards Per Rush	3.8	4.4
Yards Per Game	143.7	201.1
NET PASSING	2881	2298
Attempted	387	314
Completed	203	161
Intercepted	13	8
Completion Percentage	.525	.513
Yards Per Attempt	7.5	7.3
Yards Per Completion	14.2	14.3
Yards Per Game	261.9	208.9
TOTAL YARDS	4462	4510
Total Plays	799	820
Plays Per Game	72.6	74.6
Yards Per Play	5.6	5.5
Yards Per Game	405.6	410.0
PUNTING — NO/YARDS	57/2006	54/2256
Average	35.2	41.8
Punts Per Game	5.2	4.9
PUNT RETURNS/YARDS	19/204	24/197
Average Per Return	10.7	8.2
KICKOFF RETURNS/YARDS	43/868	48/928
Average Per Return	20.2	19.3
INTERCEPTION RETURNS/YARDS	8/150	13/101
FUMBLES/LOST	17/11	18/10
PENALTIES/YARDS	80/802	66/583
3RD DOWN CONVERSIONS ATT/MADE	166/67	187/76
Percentage	.404	.406
TIME OF POSSESSION	5:41:20	5:48:40

SCORE BY QUARTERS

Team	1	2	3	4	OT	Tot	Avg/Game
NORTHERN IOWA	62	97	64	63	22	308	28.0
Opponents	56	72	82	108	21	339	30.8

INDIVIDUAL STATISTICS

Rushing	G-GS	ATT	GAIN	LOST	NET	TD	YPA	LG
Terry Hollimon	11/5	200	901	37	864	10	4.3	45
Justin Roberson	9/5	85	356	34	322	6	3.8	18
Taras Walker	9/0	23	100	1	99	0	4.3	16
Shane Fortney	11/10	62	219	122	97	0	1.6	22
Walter Randall	10/3	17	72	0	72	3	4.2	16
Alonzo Clayton	11/11	2	47	0	47	1	23.5	34
Garrett Ferguson	11/2	5	41	0	41	1	8.2	29
Carl Biddings	3/0	4	19	0	19	0	4.8	7
Matt Llanes	1/0	3	11	0	11	0	3.7	5
Mike Furrey	11/10	2	7	0	7	0	3.5	6
Ryan Helming	11/0	4	15	10	5	0	1.3	15
Jason Jones	3/1	5	4	2	-3	0	-0.6	2
UNI	11	412	1792	211	1581	21	3.8	45
Opponents	11	506	2492	280	2212	23	4.4	63

Passing	G-GS	ATT	COM	INT	NET	.PCT	TDS	EFF.	LG
Shane Fortney	11/10	349	180	12	2558	.516	16	121.4	80
Jason Jones	3/1	38	23	1	323	.605	3	152.7	64
UNI	11	387	203	13	2881	.525	19	124.5	80
Opponents	11	314	161	8	2298	.513	18	126.6	67

Receiving	G-GS	NO	YARDS	TDS	YPC	CPG	LG
Mike Furrey	11/10	82	1291	7	15.7	7.5	80
Eddie Berlin	11/7	46	640	8	13.9	4.2	48
Alonzo Clayton	11/11	35	622	4	17.8	3.2	42
Terry Hollimon	11/5	12	49	0	4.1	1.1	16
Tramon Thomas	10/1	10	124	0	12.4	1.0	31
Cody DeHaan	11/1	5	28	0	5.6	0.5	8
Justin Roberson	9/5	4	54	0	13.5	0.5	21
Walter Randall	10/3	3	18	0	6.0	0.3	9
Justin Nofal	9/2	2	35	0	17.5	0.2	18
Scott Streets	11/10	2	13	0	6.5	0.2	12
Matt Llanes	1/0	1	3	0	3.0	1.0	3
Mike Poppen	10/2	1	4	0	4.0	0.1	4
UNI	11	203	2881	19	14.2	18.5	80
Opponents	11	161	2298	18	14.3	14.6	67

Total Offense	G-GS	PLAYS	RUSH	PASS	YARDS	YPA	YPG	TDS
Shane Fortney	11/10	411	97	2558	2655	6.5	241.4	16
Terry Hollimon	11/5	200	864	0	864	4.3	78.6	10
Justin Roberson	9/5	85	322	0	322	3.8	35.8	6
Jason Jones	3/1	43	-3	323	320	7.4	106.7	3
Taras Walker	9/0	23	99	0	99	4.3	11.0	0
Walter Randall	10/3	17	72	0	72	4.2	7.2	3
Alonzo Clayton	11/11	2	47	0	47	23.5	4.3	1
Garrett Ferguson	11/2	5	41	0	41	8.2	3.7	2
Carl Biddings	3/0	4	19	0	19	4.8	6.3	0
Matt Llanes	1/0	3	11	0	11	3.7	11.0	0
Mike Furrey	11/10	2	7	0	7	3.5	0.6	0
Ryan Helming	11/0	4	5	0	5	1.3	0.5	0
UNI	11	799	1581	2881	4462	5.6	405.6	40
Opponents	11	820	2212	2298	4510	5.5	410.0	

Punting	G	NO	YARDS	AVG	IN-20	+50	BL	LG
Randy Hall	11	55	1993	36.2	15	1	0	51
Team	11	2	13	6.5	0	0	2	0
UNI	11	57	2006	35.2	15	1	2	51
Opponents	11	54	2256	41.8	22	8	0	67

Punt Returns	G	NO	YARDS	AVG	TDS	LG
Alonzo Clayton	11	9	53	5.9	0	14
Mike Furrey	11	9	146	16.2	0	55
Tyree Talton	11	1	5	5.0	0	0
UNI	11	19	204	10.7	0	55
Opponents	11	24	197	8.2	0	19

Net Punting	NO	YARDS	AVG	OPP.RET	OPP.AVG.	NET AVG.
UNI	57	2006	35.2	24	8.2	31.7
Opponents	54	2256	41.8	19	10.7	38.0

Kickoff Returns	G	NO	YARDS	AVG	TDS	LG
Tyree Talton	11	25	604	24.2	0	50
Mike Furrey	11	7	106	15.1	0	25
Eddie Berlin	11	4	58	14.5	0	25
Matt Llanes	1	4	83	20.8	0	30
Garrett Ferguson	11	2	9	4.5	0	9
Greg McKinstry	11	1	8	8.0	0	8
UNI	11	43	868	20.2	0	50
Opponents	11	48	928	19.3	0	38

All-Purpose Running

	Rush			Rec		KRet			Yds	Yds
	G	No	Yds	No	Yds	No	Yds	Plays	Yds	Play Game
Mike Furrey	11	2	7	82	1291	16	252	100	1550	15.5 140.9
Terry Hollimon	11	200	864	12	49	0	0	212	913	4.3 83.0
Alonzo Clayton	11	2	47	35	622	9	53	46	722	15.7 65.6
Eddie Berlin	11	0	0	46	640	4	58	50	698	14.0 63.5
Tyree Talton	11	0	0	0	0	26	609	26	609	23.4 55.4
Justin Roberson	9	85	322	4	54	0	0	89	376	4.2 41.8
Tramon Thomas	10	0	0	10	124	0	0	10	124	12.4 12.4
Taras Walker	9	23	99	0	0	0	0	23	99	4.3 11.0
Shane Fortney	11	62	97	0	0	0	0	62	97	1.6 8.8
Matt Llanes	1	3	11	1	3	4	83	8	97	12.1 97.0
Walter Randall	10	17	72	3	18	0	0	20	90	4.5 9.0
Garrett Ferguson	11	5	41	0	0	2	9	7	50	7.1 4.6
Justin Nofal	9	0	0	2	35	0	0	2	35	17.5 3.9
Cody DeHaan	11	0	0	5	28	0	0	5	28	5.6 2.6
Carl Biddings	3	4	19	0	0	0	0	4	19	4.8 6.3
Scott Streets	11	0	0	2	13	0	0	2	13	6.5 1.2
Greg McKinstry	11	0	0	0	0	1	8	1	8	8.0 0.7
Ryan Helming	11	4	5	0	0	0	0	4	5	1.3 0.5
Mike Poppen	10	0	0	1	4	0	0	1	4	4.0 0.4
Jason Jones	3	5	-3	0	0	0	0	5	-3	-0.6 -1.0
UNI	11	412	1581	203	2881	63	1072	677	5534	8.2 503.1
Opponents	11	506	2212	161	2298	72	1125	739	5635	7.6 512.3

Scoring	G	Touchdowns			Extra Points			FGS	S	Tot.
		Rec	Run	Ret=Tot	Kick	Rec	Run=Total			
Terry Hollimon	11	0	10	0=10	0	0	0=0	0	0	60
Julio Guzman	11	0	0	0=0	25	0	0=25	9	0	52
Eddie Berlin	11	8	0	0=8	0	0	0=0	0	0	48
Mike Furrey	11	7	0	0=7	0	2	0=2	0	0	46
Justin Roberson	9	0	6	0=6	0	0	0=0	0	0	36
Alonzo Clayton	11	4	1	0=5	0	1	0=1	0	0	32
Walter Randall	10	0	3	0=3	0	0	0=0	0	0	18
Terrance Malone	11	0	0	1=1	0	0	0=0	0	0	6
Garrett Ferguson	11	0	1	0=1	0	0	0=0	0	0	6
Ryan Helming	11	0	0	0=0	0	0	1=1	0	0	2
UNI	11	19	21	1=41	25	3	1=29	9	1	308
Opponents	11	18	23	2=43	34	2	1=37	13	0	337

Field Goals	G	1-19	20-29	30-39	40-49	Over 50	Total	PCT	LG
Julio Guzman	11	0-0	8-7	1-0	6-2	0-0	15-9	.600	49
UNI	11	0-0	8-7	1-0	6-2	0-0	15-9	.600	49
Opponents	11	1-0	7-7	7-4	6-2	0-0	21-13	.620	41

	Kicking				Cons.		Rush			Rec			
Point After Conv.	G	ATT	MADE	PCT	KICKS	BL	ATT	MADE	PCT	ATT	MADE	PCT	PTS
Julio Guzman	11	34	25	.740	8	2	0	0	.000	0	0	.000	25
Mike Furrey	11	0	0	.000	0	0	0	0	.000	2	2	1.000	4
Alonzo Clayton	11	0	0	.000	0	0	0	0	.000	1	1	1.00	2
Ryan Helming	11	0	0	.000	0	0	2	1	.500	0	0	.000	2
Team	11	0	0	.000	0	0	0	0	.000	2	0	.000	0
UNI	11	34	25	.740	8	2	2	1	.500	5	3	.600	33
Opponents	11	37	34	.920	5	0	3	1	.333	3	2	.670	40

BOLD Indicates Returnees



WR Mike Furrey and DB Tyree Talton



LB Matt Pedersen

1997 GAME-BY-GAME STATISTICS

Game	Pts	1st Downs	Rush/Yds	Pass/Yds	Tot Off	Punts/Avg	Fum-Lost	Pen
UNI	0	5-9-1	32-59	41-19-179	73-238	6-32.7	1-1	7-44
Iowa	66	16-13-0	47-395	23-14-279	70-658	3-46.0	0-0	6-61
MSU	15	4-8-2	28-58	45-20-204	73-262	8-43.0	0-0	6-30
UNI	39	14-11-0	43-204	35-23-355	78-559	4-36.5	2-1	9-93
UNI	5	2-8-2	24-35	41-20-215	65-250	8-38.0	2-1	2-17
MSU	22	8-6-1	41-211	24-10-144	65-355	4-43.3	5-3	4-18
SIU	27	12-8-4	55-250	33-13-136	88-386	10-43.1	1-0	5-30
UNI	28	9-9-0	33-150	27-12-196	60-346	8-38.9	0-0	7-100
UNI	50	12-13-1	49-214	22-16-246	71-460	4-35.3	2-1	12-78
ILSU	34	8-19-1	35-49	60-31-446	95-495	3-42.3	1-1	10-86
UNI	22	10-10-4	42-174	38-21-180	80-354	5-36.2	2-1	10-91
WIU	29	15-9-3	51-268	27-17-158	78-426	3-38.3	3-1	3-34
YSU	32	13-8-3	51-208	16-9-157	67-365	1-67.0	3-3	5-55
UNI	35	7-13-1	35-128	30-15-293	65-421	3-22.3	0-0	7-93
UNI	24	12-8-3	33-177	44-20-216	77-393	6-38.3	4-2	5-49
CPS	38	11-9-0	47-238	16-12-246	63-484	4-33.5	2-1	5-46
UNI	23	7-13-2	45-151	38-21-365	83-516	4-33.8	2-2	7-62
SMS	22	9-11-0	34-168	34-18-225	68-393	5-46.4	2-0	6-56
SUU	33	17-7-3	67-299	21-10-190	88-489	4-35.3	1-1	10-110
UNI	53	6-16-2	30-123	28-18-388	58-511	3-34.0	0-0	9-109
INSU	21	6-4-0	50-84	15-7-109	65-193	9-39.3	0-0	6-57
UNI	29	11-9-1	46-166	43-18-248	89-414	6-27.7	1-1	5-66

1997 GAME-BY-GAME OFFENSIVE STATISTICS

Rushing (A-YDS)	UI	MSU	McN	SIU	ISU	WIU	YSU	CAL	SMS	SUU	INSU
Carl Biddings	DNP	0-0	2-5	DNP	2-14	DNP	DNP	DNP	DNP	DNP	DNP
Alonzo Clayton	0-0	0-0	0-0	1-34	1-13	0-0	0-0	0-0	0-0	0-0	0-0
Shane Fortney	11-17	1-6	4-5	5-33	11-19	9-36	5-3	6-23	6-8	0-0	3-2
Garrett Ferguson	0-0	3-11	0-0	0-0	0-0	0-0	0-0	0-0	0-0	0-0	2-30
Mike Furrey	0-0	0-0	0-0	0-0	0-0	1-6	0-0	0-0	1-1	0-0	0-0
Ryan Helming	0-0	1-15	0-0	0-0	0-0	0-0	1-0	0-0	0-0	2-10	0-0
Terry Hollimon	8-7	13-83	8-20	5-14	16-66	15-51	16-100	18-114	37-158	24-122	40-129
Jason Jones	0-0	3-4	2-1	DNP	DNP	DNP	DNP	DNP	DNP	DNP	DNP
Matt Llanes	3-11	DNP	DNP	DNP	DNP	DNP	DNP	DNP	DNP	DNP	DNP
Walter Randall	1-1	4-28	1-2	4-4	4-23	1-2	0-0	2-12	DNP	0-0	0-0
Justin Roberson	6-15	10-41	6-13	18-65	11-49	15-90	13-31	5-18	1-0	DNP	DNP
Taras Walker	3-8	8-36	1-1	0-0	4-30	DNP	DNP	2-10	0-0	4-11	1-5
UNI	32-59	43-204	24-35	33-150	49-214	42-174	35-128	33-177	45-151	30-123	46-166
OPP	47-379	28-58	41-211	55-250	35-49	51-268	51-208	47-238	34-168	67-299	50-84

Passing	UI	MSU	McN	SIU	ISU	WIU	YSU	CAL	SMS	SUU	INSU
Brian Andersen	DNP	0-0-0	DNP	DNP	DNP	DNP	DNP	DNP	DNP	DNP	DNP
Shane Fortney	40-19-179	4-3-47	35-17-200	27-12-196	22-16-246	38-21-180	30-15-293	44-20-216	38-21-365	28-18-388	43-18-248
Ryan Helming	0-0-0	0-0-0	0-0-0	0-0-0	0-0-0	0-0-0	0-0-0	0-0-0	0-0-0	0-0-0	0-0-0
Jason Jones	1-0-0	31-20-308	6-3-15	DNP	DNP	DNP	DNP	DNP	DNP	DNP	DNP
UNI	41-19-179	35-23-355	41-20-215	27-12-196	22-16-246	38-21-180	30-15-293	44-20-216	38-21-365	28-18-388	43-18-248
OPP	23-14-279	45-20-204	24-10-144	33-13-136	60-31-446	27-17-158	16-9-157	16-12-246	34-18-225	21-10-190	15-7-109

Receiving	UI	MSU	McN	SIU	ISU	WIU	YSU	CAL	SMS	SUU	INSU
Eddie Berlin	2-11	8-100	7-88	2-9	3-61	4-35	3-48	5-44	6-154	5-83	1-7
Alonzo Clayton	1-10	4-58	4-50	2-65	6-111	3-36	3-59	4-47	1-40	3-94	4-52
Cody DeHaan	2-11	0-0	2-15	0-0	0-0	0-0	0-0	1-2	0-0	0-0	0-0
Mike Furrey	10-139	8-180	5-60	6-81	7-74	7-25	8-183	4-71	9-141	8-179	10-158
Terry Hollimon	1-3	1-2	1-4	0-0	0-0	1-6	0-0	5-40	2-1	0-0	1-7
Matt Llanes	1-3	DNP	DNP	DNP	DNP	DNP	DNP	DNP	DNP	DNP	DNP
Justin Nofal	DNP	0-0	DNP	0-0	0-0	1-18	0-0	0-0	0-0	0-0	1-17
Mike Poppen	1-4	0-0	0-0	0-0	0-0	0-0	0-0	0-0	DNP	0-0	0-0
Walter Randall	0-0	1-8	0-0	0-0	0-0	2-10	0-0	0-0	DNP	0-0	0-0
Justin Roberson	0-0	0-0	1-6	2-41	0-0	1-7	0-0	0-0	0-0	DNP	DNP
Scott Streets	0-0	0-0	0-0	0-0	0-0	0-0	0-0	1-12	0-0	1-1	0-0
Tramon Thomas	1-4	1-7	DNP	0-0	0-0	2-43	1-3	0-0	3-29	1-31	1-7
UNI	19-179	23-355	20-215	12-196	16-246	21-180	15-293	20-216	21-365	18-388	18-248
OPP	14-279	20-204	10-144	13-136	31-446	17-158	9-157	12-246	18-225	10-190	7-109

Returning Players in Bold

1997 DEFENSIVE STATISTICS

Player	G-GS	UT	AT	TT	SKS-YDS	TFL-YDS	FF	FREC	BL	PD	INT
Matt Pedersen, LB	11-11	71	60	131	11-46	6-17	1	0	0	4	0
Ryan Doak, DB	10-8	39	60	99	0-0	1-0	2	0	0	1	1
Erik Nelson, DE	11-11	51	33	84	9-38	11-38	0	2	0	5	0
Travis Schipper, LB	11-10	37	38	75	7-29	2-23	1	1	0	5	0
Terrance Malone, SS	11-11	32	35	67	0-0	2-6	1	0	0	4	2
Andrew Elmer, LB	11-10	22	41	63	0-0	2-2	0	0	0	0	0
Tim O'Neill, DT	11-10	33	29	62	4-1	11-13	1	1	0	2	0
Tyree Talton, CB	11-11	40	21	61	0-0	1-0	1	1	0	5	3
Otis Marchman, CB	11-11	29	21	50	0-0	0-0	0	0	0	1	1
Jay Heimsoth, DT	9-7	13	29	42	3-11	4-26	0	0	0	0	0
Scott Meredith, DE	9-6	18	18	36	2-14	2-8	0	2	0	1	0
Matt Peterson, DE	11-4	15	14	29	2-4	5-15	1	0	0	0	0
Neville Brown, LB	11-0	15	13	28	0-0	0-0	1	1	0	0	0
Greg McKinstry, LB	11-0	15	11	26	0-0	3-15	0	0	0	0	0
Tendai Muyengwa, LB	11-3	15	10	25	3-7	0-0	1	1	0	1	0
Leon Miller, LB	11-0	10	9	19	1-0	1-2	0	0	0	0	0
Dempsey Miller, DT	9-5	8	11	19	0-0	2-2	0	0	0	1	0
Dave Devine, SS	9-0	14	2	16	0-0	0-0	0	0	1	0	1
Maceo Strickland, SS	11-0	8	5	13	0-0	0-0	0	0	0	0	0
Nate Ludwig, WR	11-2	8	2	10	0-0	1-0	0	0	0	0	0
Jake Soliday, SE	10-0	7	2	9	0-0	0-0	0	0	0	0	0
Mike Gray, FS	11-0	7	1	8	0-0	0-0	0	0	0	0	0
Christian Olsen, LB	5-1	4	4	8	0-0	0-0	0	0	0	0	0
Regi Vetraino, SS	10-0	3	4	7	0-0	0-0	0	0	0	0	0
Luke Wilson, LB	6-0	5	2	7	0-0	1-4	0	0	0	0	0
Nate Werneburg, DT	5-0	5	1	6	1-0	0-0	0	0	0	0	0
Quincy LaGrant, CB	9-1	4	1	5	0-0	0-0	0	0	0	2	0
Julio Guzman, PK	11-11	3	1	4	0-0	0-0	0	0	0	0	0
Cody DeHaan, FL	11-1	2	0	2	0-0	0-0	0	1	0	0	0
Tim Birkey, LB	1-0	0	1	1	0-0	0-0	0	0	0	0	0
UNI	11	533	479	1012	43-150	55-171	10	10	1	32	8
Opponents	11	359	480	839	13-66	69-237	15	11	5	34	13

1997 GAME-BY-GAME DEFENSIVE STATISTICS

(UT-AT)	UI	MSU	McN	SIU	ILSU	WIU	YSU	CAL	SMS	SUU	INS
Birkey	DNP	0-0	DNP	DNP	DNP	DNP	DNP	DNP	DNP	0-1	DNP
Brown	0-1	2-0	1-1	9-6	1-0	0-1	0-1	1-0	0-0	1-1	0-2
DeHaan	0-0	0-0	0-0	0-0	0-0	0-0	0-0	2-0	0-0	0-0	0-0
Devine	DNP	0-0	DNP	2-0	4-1	1-0	1-0	1-0	1-0	3-0	1-1
Doak	DNP	0-2	4-3	9-7	5-3	5-12	3-8	4-8	1-3	1-6	7-8
Elmer	1-1	0-0	1-4	1-0	4-2	0-7	2-9	3-2	4-4	3-8	4-4
Gray	1-0	3-0	0-0	0-0	1-0	0-0	0-0	1-0	0-0	1-1	0-0
Guzman	0-0	0-0	0-0	0-0	0-0	1-0	2-0	0-0	0-0	0-1	0-0
Heimsoth	0-0	DNP	DNP	1-2	1-1	1-4	2-7	0-1	1-2	5-9	2-3
LaGrant	DNP	1-0	0-0	0-0	DNP	1-0	1-0	0-0	1-1	0-0	0-0
Ludwig	3-1	2-1	3-1	0-0	0-0	0-0	0-0	1-0	0-0	1-0	0-0
Malone	3-5	2-2	1-2	3-5	1-3	1-4	8-4	3-4	5-3	2-3	3-0
Marchman	2-0	2-0	2-2	3-3	4-3	3-3	3-3	2-3	3-0	3-3	2-1
McKinstry	1-1	0-0	0-1	0-0	3-1	0-1	0-1	1-1	1-1	6-3	3-1
Meredith	1-0	DNP	DNP	1-0	3-0	0-4	2-2	0-4	2-1	3-5	6-2
Miller	1-0	0-1	4-3	1-3	0-1	1-1	0-2	0-0	DNP	DNP	1-0
L. Miller	1-1	1-0	2-0	1-2	0-0	0-0	0-0	0-1	0-1	3-3	2-1
Muyengwa	0-1	3-1	1-1	1-0	2-1	0-0	2-0	0-0	1-3	4-2	1-1
Nelson	1-2	6-0	4-3	6-6	2-2	6-4	3-3	7-3	1-4	5-5	9-2
Olsen	2-1	1-0	1-3	0-0	0-0	DNP	DNP	DNP	DNP	DNP	DNP
O'Neill	1-2	3-1	2-1	4-1	2-4	0-3	6-4	5-5	2-1	2-5	6-2
Pedersen	9-3	5-1	1-8	7-4	8-6	7-9	11-5	6-8	3-3	4-10	10-3
Peterson	0-0	4-0	2-1	1-1	3-1	0-5	1-0	2-2	1-1	3-1	0-0
Schipper	3-5	6-1	1-2	5-6	5-1	4-3	5-5	2-7	2-2	2-5	2-1
JK. Soliday	DNP	0-1	1-0	2-0	1-1	0-0	0-0	3-0	0-0	0-0	0-0
Strickland	2-1	0-0	0-0	1-0	2-1	0-1	0-0	0-0	0-1	2-1	1-0
Talton	6-1	4-0	5-2	5-4	1-1	3-3	2-2	3-2	6-2	2-2	3-2
Vetraino	0-1	0-0	0-0	1-0	0-0	0-0	0-0	0-0	1-0	1-3	0-0
Werneburg	2-0	1-0	0-0	0-0	DNP	DNP	0-0	DNP	DNP	2-1	DNP
Wilson	DNP	DNP	DNP	1-2	DNP	DNP	0-0	1-0	3-0	1-1	0-0

Returnees in Bold

Rush Attempts: UNI — 40, Terry Hollimon vs. Indiana State
Opp — 37, Aaron Stecker (Western Illinois)

Rush Yards: UNI — 158, Terry Hollimon vs. Southwest Missouri State
Opp — 228, Aaron Stecker (Western Illinois)

Rush TDs: UNI — 3, Terry Hollimon vs. Cal Poly, Southern Utah
Opp — 3, Karlton Carpenter (Southern Illinois)

Pass Attempts: UNI — 44, Shane Fortney vs. Cal Poly
Opp — 48, Kevin Glenn (Illinois State)

Pass Completions: UNI — 21, Shane Fortney vs. Western Illinois, Southwest Missouri State
Opp — 26, Kevin Glenn (Illinois State)

Consecutive Completions: UNI — 7, Shane Fortney vs. Southwest Missouri State
Opp — 8, Jeremy Hoog (Southwest Missouri State)

Pass Interceptions: UNI — 4, Shane Fortney vs. Iowa
Opp — 3, Kevin Glenn (Illinois State)

Pass Yards: UNI — 388, Shane Fortney vs. Southern Utah
Opp — 357, Kevin Glenn (Illinois State)

Pass TDs: UNI — 4, Shane Fortney vs. Southern Utah
Opp — 3, Matt Sherman (Iowa); Alli Abrew (Cal Poly)

Receptions: UNI — 10, Mike Furrey vs. Iowa, Indiana State
Opp — 12, Marquis Mosely (Illinois State)

Reception Yards: UNI — 183, Mike Furrey vs. Youngstown State
Opp — 175, Marquis Mosely (Illinois State)

Reception TDs: UNI — 2, Mike Furrey vs. Mankato State, Indiana State; Eddie Berlin vs. Southwest Missouri State, Southern Utah
Opp — 2, Craig Young (Cal Poly); Kam Brown (Southern Utah)

Punts: UNI — 8, Randy Hall vs. McNeese State, Southern Illinois
Opp — 10, John Amitrano (Southern Illinois)

Punt Avg.: UNI — 44.3, Randy Hall vs. Mankato State
Opp — 46.4, Travis Brawner (Southwest Missouri State)

Punt Returns: UNI — 5, Mike Furrey vs. Southern Illinois
Opp — 5, Ed Wynn (Cal Poly)

Punt Return Yds: UNI — 87, Mike Furrey vs. Southern Illinois
Opp — 52, Ed Wynn (Cal Poly)

PATs Kicked: UNI — 6, Julio Guzman vs. Southern Utah
Opp — 8, Zach Bromert (Iowa)

PATs Attempted: UNI — 7, Julio Guzman vs. Illinois State
Opp — 8, Zach Bromert (Iowa)

Field Goals Kicked: UNI — 2, Julio Guzman vs. Indiana State
Opp — 5, Shonz LaFrenz (McNeese State)

Field Goals Attempted: UNI — 3, Julio Guzman vs. Indiana State
Opp — 5, Shonz LaFrenz (McNeese State)

Kickoff Returns: UNI — 4, Matt Llanes, Ty Talton vs. Iowa; Ty Talton vs. Cal Poly
Opp — 6, Marquis Mosely (Illinois State); Sam Elliott (Southern Utah)

Kickoff Return Yds: UNI — 122, Ty Talton vs. Iowa
Opp — 129, Sam Elliott (Southern Utah)

Total Offense Attempts: UNI — 51, Shane Fortney vs. Iowa
Opp — 57, Kevin Glenn (Illinois State)

Total Offense Yds: UNI — 388, Shane Fortney vs. Southern Utah
Opp — 359, Kevin Glenn (Illinois State)

Touchdowns: UNI — 3, Terry Hollimon vs. Southern Utah
Opp — 3, Tavian Banks (Iowa); Karlton Carpenter (Southern Illinois); Aaron Stecker (Western Illinois)

All-Purpose Yds: UNI — 203, Mike Furrey vs. Youngstown State
Opp — 316, Marquis Mosely (Illinois State)

Points: UNI — 18, Terry Hollimon vs. Southern Utah
Opp — 18, Tavian Banks (Iowa); Karlton Carpenter (Southern Illinois); Aaron Stecker (Western Illinois)

UNI AT IOWA

Sept. 6 at Iowa City, IA...Attend. 66,325

Northern Iowa	0	0	0	0	0
Iowa	10	28	7	21	66

HIGHLIGHTS: The Panthers sustained a 66-0 thrashing at 20th-ranked Iowa before a state-wide televised audience. The more than 66,000 in attendance represents the second-largest crowd UNI has played before. It also was UNI's first shutout since 1983. The Hawks' 66 points was the most scored against UNI since Iowa defeated the Panthers 95-0 in 1914. The margin of defeat also was the third worst defeat in school history. Iowa's Tavian Banks rushed for 203 yards on 18 carries and scored twice by rush and once through the air. Washington transfer Shane Fortney completed 19-of-40 passes for 179 yards for UNI but was intercepted four times. Ohio State transfer Mike Furrey caught a game-high 10 passes for UNI for 139 yards, but he fumbled on a kickoff return. UNI's Tyree Talton returned four kickoffs for 122 yards. UNI gained only 59 yards on the ground, matching the low output at Marshall in 1996 in the 1-AA playoffs.

SCORING SUMMARY:

UI — Tavian Banks 63 Run (Zach Bromert Kick) 14:40 1st
UI — Bromert 40 Field Goal 7:53 1st
UI — Banks 40 Run (Bromert Kick) 14:53 2nd
UI — Tim Dwight 27 Pass from Matt Sherman (Bromert Kick) 14:29 2nd
UI — Banks 6 Pass from Sherman (Bromert Kick) 10:56 2nd
UI — Damon Gibson 65 Pass from Sherman (Bromert Kick) 2:25 2nd
UI — Rob Thein 6 Run (Bromert Kick) 6:14 3rd
UI — Richard Willock 26 Pass from Randy Reiners (Greg McLaughlin Kick) 14:55 4th
UI — Richard Carter 27 Pass from Reiners (Bromert Kick) 7:02 4th
UI — Henry Pollio 2 Run (Bromert Kick) 1:47 4th

TEAM STATS:	UNI	UI
First Downs	15	29
Rushes/Yards	32/59	47/379
Passing Yards	179	279
Att/Com/Int	41/19/4	23/14/0
Punts/Avg	6/37.2	3/46.0
Fumbles/Lost	1/1	0/0
Penalties/Yards	7/44	6/61

RUSHING LEADERS:

UNI — Shane Fortney 11-17, 0 TDs.
UI — Tavian Banks 18-203, 2 TDs; Doug Miller 10-53, 0 TDs.

PASSING LEADERS:

UNI — Shane Fortney 40-19-4, 179 yards, 0 TDs.
UI — Matt Sherman 16-9-0, 167 yards, 3 TDs; Randy Reiners 7-5-0, 112 yards, 2 TDs.

RECEIVING LEADERS:

UNI — Mike Furrey 10-139, 0 TDs.
UI — Damon Gibson 4-110, 1 TD; Richard Willock 3-40, 1 TD.

TACKLE LEADERS:

UNI — Matt Pedersen 8-3, 1 sack; Travis Schipper 1-5, 1 TFL, 1 sack.
UI — Travis Senter 6-0, Plez Atkins 4-1, 1 TFL;
Matt Hughes 2-3.

UNI VS. MANKATO STATE

Sept. 13 at Cedar Falls, IA...Attend. 9,379

Mankato State	0	3	6	6	15
Northern Iowa	12	14	0	13	39

HIGHLIGHTS: UNI jumped out to a 26-3 halftime lead and never was truly threatened. QB Shane Fortney left the game midway through the first quarter with a sprained ankle and fifth-year senior Jason Jones replaced him, throwing for a career-high 308 yards and three TDs. Senior offensive tackle Andy Pattee was named the Gateway Conference's Offensive Lineman of the Week after grading out 91 percent in the win and not giving up a sack.

SCORING SUMMARY:

UNI — Terry Hollimon 1 Run (Julio Guzman Kick Failed) 12:22 1st
UNI — Eddie Berlin 37 Pass from Jason Jones (Guzman Kick Failed) :38 1st
UNI — Mike Furrey 57 Pass from Jones (Guzman Kick) 12:56 2nd
UNI — Furrey 64 Pass from Jones (Guzman Kick) 1:49 2nd
MSU — Greg Janacek 38 Field Goal :00 2nd
MSU — Tywan Mitchell 35 Pass from Zach Witt (Chad Hermsdorf Rush

Failed) 2:10 3rd

UNI — Justin Roberson 12 Run (Guzman Kick) 10:48 4th
MSU — Steve Rosin 3 Run (Witt Pass Failed) 6:29 4th
UNI — Garrett Ferguson 2 Run (Guzman Kick Failed) 2:01 4th

TEAM STATS:	MSU	UNI
First Downs	14	25
Rushes/Yards	28/58	43/204
Passing Yards	204	355
Att/Com/Int	45/20/2	35/23/1
Punts/Avg	8/43.0	4/36.5
Fumbles/Lost	0/0	2/1
Penalties/Yards	6/30	9/93

RUSHING LEADERS:

MSU — Steve Rosin 8-25, 1 TD.
UNI — Terry Hollimon 13-83, 1 TD; Justin Roberson 10-41, 1 TD.

PASSING LEADERS:

MSU — Zach Witt 37-18-0, 195 yards, 1 TD.
UNI — Jason Jones 31-20-1, 308 yards, 3 TDs; Shane Fortney 4-3-0, 47 yards, 0 TDs.

RECEIVING LEADERS:

MSU — Chad Ellman 6-37, 0 TDs; Tywan Mitchell 5-99, 1 TD.
UNI — Mike Furrey 8-180, 2 TDs; Eddie Berlin 8-100, 1 TD.

TACKLE LEADERS:

MSU — Chris Tatro 5-8, Cory Czepa 5-2, 3 TFL, .50 sack; Maffeo Irby 2-5.
UNI — Matt Pedersen 5-1, Travis Schipper 5-1, 1 sack.

UNI AT MCNEESE STATE

Sept. 20 at Lake Charles, LA...Attend. 11,627

Northern Iowa	0	0	3	2	5
McNeese State	6	10	3	3	22

HIGHLIGHTS: The Panthers succumbed to 16th-ranked McNeese State. MSU's Shonz LaFrenz made all five of his field goal attempts, tying a school record. UNI trailed 16-0 before finally getting on the board with a 25-yard field goal. UNI's only other points came on a safety with 6:21 left in the game when MSU's snapper overshot the punter. UNI's 35 yards rushing was the lowest since gaining only nine yards against Eastern Illinois in the 1996 1-AA playoffs. The defense surrendered 140 yards in the first quarter alone while the Panthers gained only 35, but UNI held the Cowboys to 355 total, including only 31 yards in the fourth quarter. Senior Jason Jones had his first collegiate start, completing three-of-six passes for 15 yards before being relieved by senior Shane Fortney, who had missed a couple days of practice because of a sprained ankle.

SCORING SUMMARY:

MSU — Shonz LaFrenz 34 Field Goal 9:40 1st
MSU — LaFrenz 24 Field Goal 4:14 1st
MSU — Earnest McGowan 1 Run (LaFrenz Kick) 8:14 2nd
MSU — LaFrenz 22 Field Goal 5:38 2nd
UNI — Julio Guzman 25 Field Goal 2:53 3rd
MSU — LaFrenz 21 Field Goal :19 3rd
MSU — LaFrenz 41 Field Goal 11:28 4th
UNI — Team Safety 6:21 4th

TEAM STATS:	UNI	MSU
First Downs	12	15
Rushes/Yards	24/35	41/211
Passing Yards	215	144
Att/Com/Int	41/20/2	24/10/0
Punts/Avg	8/38.0	4/43.3
Fumbles/Lost	2/1	5/3
Penalties/Yards	2/17	4/18

RUSHING LEADERS:

UNI — Terry Hollimon 8-20, 0 TDs.
MSU — William Davis 19-189, 0 TDs; Earnest McGowan 13-24, 1 TD.

PASSING LEADERS:

UNI — Shane Fortney 35-17-2, 200 yards, 0 TDs; Jason Jones 6-3-0, 15 yards, 0 TDs.
MSU — Blake Prejean 21-10-0, 144 yards, 0 TDs.

RECEIVING LEADERS:

UNI — Eddie Berlin 7-88, 0 TDs; Mike Furrey 5-60, 0 TDs.
MSU — Donnie Ashley 4-56, 0 TDs; Damien Morris 3-56, 0 TDs.

TACKLE LEADERS:

UNI — Matt Pedersen 0-8, 1 sack; Erik Nelson 2-3, 1 TFL, 1 sack.
MSU — Charles Ayro 4-4, Anthony Porter 3-4, 2 TFL.

UNI VS.**SOUTHERN ILLINOIS**

Sept. 27 at Cedar Falls, IA...Attend. 12,829

Southern Illinois	0	0	14	13	27
Northern Iowa	0	21	7	0	28

HIGHLIGHTS: UNI jumped out to a 21-0 lead in the second quarter. After going up 28-7 in the third quarter — Alonzo Clayton scored on a 34-yard reverse — SIU scored 20 unanswered points. A two-point conversion try with 30 seconds left in the game failed, preserving UNI's win. UNI sophomore linebacker Matt Pedersen was named the Gateway Conference's Defensive Player of the Week after recording 14 tackles. Mike Furrey was named the league's Special Teams Player of the Week after returning five punts for 87 yards, which included a long run of 55 yards to the SIU 12, setting up UNI's third score. UNI's win represented its 24th straight league win at home and also gave it its 10th win in 13 tries in league openers, including sixth straight. The win also was the 11th straight at home and sixth consecutive against the Salukis.

SCORING SUMMARY:

UNI — Walter Randall 1 Run (Julio Guzman Kick Failed) 12:00 2nd
UNI — Justin Roberson 10 Run (Mike Furrey Pass) 5:12 2nd
UNI — Roberson 12 Run (Guzman Kick) 2:24 2nd
SIU — Karl Carpenter 3 Run (Matt Simonton Kick) 11:21 3rd
UNI — Alonzo Clayton 34 Run (Guzman Kick) 6:39 3rd
SIU — Carpenter 1 Run (Simonton Kick) 1:20 3rd
SIU — Coe Bonner 14 Pass from Marcus Capone (Simonton Kick) 1:25 4th
SIU — Carpenter 3 Run (Carpenter Rush Failed) :30 4th

TEAM STATS:	SIU	UNI
First Downs	24	18
Rushes/Yards	55/250	33/150
Passing Yards	136	196
Att/Com/Int	33/13/1	27/12/1
Punts/Avg	10/43.1	8/38.9
Fumbles/Lost	1/0	1/1
Penalties/Yards	5/30	7/100

RUSHING LEADERS:

SIU — Karl Carpenter 33-201, 3 TDs; B. Nolibertowicz 7-35, 0 TDs.
UNI — Justin Roberson 18-65, 2 TDs; Alonzo Clayton 1-34, 1 TD; Shane Fortney 5-33, 0 TDs.

PASSING LEADERS:

SIU — Marcus Capone 28-11-0, 124 yards, 1 TD; Kent Skornia 5-2-1, 12 yards, 0 TDs.
UNI — Shane Fortney 27-12-1, 196 yards, 0 TDs.

RECEIVING LEADERS:

SIU — Reggie Fowler 6-60, 0 TDs; Coe Bonner 3-32, 1 TD.
UNI — Mike Furrey 6-81, 0 TDs; Alonzo Clayton 2-65, 0 TDs.

TACKLE LEADERS:

SIU — Mike Teiber 2-5, Jean Baptiste 3-3, 2 TFL, 1 Int.; Tavita Tovia 1-5, 1 FR.
UNI — Ryan Doak 9-7, 1 PBU; Neville Brown 9-6

UNI AT ILLINOIS STATE

Oct. 4 at Normal, IL...Attend. 8,986

Northern Iowa	9	20	14	7	50
Illinois State	13	0	14	7	34

HIGHLIGHTS: Junior defensive back Terrance Malone sparked two different UNI scoring blitzes when he intercepted two ISU passes. His first was returned 35 yards for a TD in the second quarter, putting the Panthers up 16-13. UNI then took a 29-13 lead at the half after scoring two more TDs in only 1:03 — a 30-yard pass from Shane Fortney to Eddie Berlin and a 17-yard run by Justin Roberson. After the Redbirds pulled within two points with 6:06 left in the third quarter, UNI widened the margin to 43-27 after Malone's second interception set up a 15-yard scoring pass from Fortney to Mike Furrey. Tyree Talton and Ryan Doak also intercepted passes in the last five and a half minutes. ISU's 499 yards was the most gained against UNI since Southwest Missouri State gained 492 in 1996. The Redbirds' 446 passing yards were the most gained against UNI since Montana threw for 436 in 1994's 1-AA playoffs. Fortney had his best game as a Panther, completing 16-of-22 passes with no interceptions and two TDs. Malone was named the league's Defensive Player of the Week with three tackles, one fumble recovery and one PBU besides his interceptions. UNI's 50 points was the most scored since tallying 44 against Lock Haven in 1995. The 84 combined points were the fourth-highest single-game figure in league history.

SCORING SUMMARY:

UNI — Julio Guzman 45 Field Goal 11:40 1st
ISU — Marquis Mosely 16 Pass from Ryan Spielman (Jake Strader Kick Failed) 9:02 1st
UNI — Alonzo Clayton 40 Pass from Shane Fortney (Guzman Kick Failed) 6:30 1st
ISU — Spielman 1 Run (Strader Kick) 2:55 1st
UNI — Terrance Malone 35 Interception Return (Guzman Kick) 13:34 2nd
UNI — Eddie Berlin 30 Pass from Fortney (Guzman Kick) 10:48 2nd
UNI — Justin Roberson 17 Run (Guzman Kick Failed) 9:45 2nd
ISU — Darnell Jones 9 Run (Strader Kick) 8:16 3rd
ISU — Rick Garrett 38 Pass from Kevin Glenn (Strader Kick) 6:06 3rd
UNI — Terry Hollimon 1 Run (Guzman Kick) 1:26 3rd
UNI — Mike Furrey 15 Pass from Fortney (Guzman Kick) :48 3rd

ISU — Greg Brown 1 Run (Strader Kick) 12:10 4th
UNI — Walter Randall 3 Run (Guzman Kick) 7:45 4th

TEAM STATS:	UNI	ISU
First Downs	26	28
Rushes/Yards	49/214	35/49
Passing Yards	246	446
Att/Com/Int	22/16/0	60/31/4
Punts/Avg	4/35.3	3/42.3
Fumbles/Lost	2/1	1/1
Penalties/Yards	12/78	10/86

RUSHING LEADERS:

UNI — Terry Hollimon 16-66, 1 TD; Justin Roberson 11-49, 1 TD.
ISU — Darnell Jones 13-36, 1 TD.

PASSING LEADERS:

UNI — Shane Fortney 22-16-0, 246 yards, 3 TDs.
ISU — Kevin Glenn 48-26-3, 357 yards, 1 TD; Ryan Spielman 11-5-1, 89 yards, 1 TD.

RECEIVING LEADERS:

UNI — Mike Furrey 7-74, 1 TD; Alonzo Clayton 6-111, 1 TD.
ISU — Marquis Mosely 12-175, 1 TD; Rick Garrett 6-102, 1 TD.

TACKLE LEADERS:

UNI — Matt Pedersen 4-6, 1 TFL, 3 Sacks; Ryan Doak 5-3.
ISU — Percy Scott 1-14, 3 TFL, 1 Sack; Ryan Szokola 5-5.

UNI AT**WESTERN ILLINOIS**

Oct. 11 at Macomb, IL...Attend. 13,446

Northern Iowa	9	0	0	6	7	22
Western Illinois	0	0	0	15	14	29

HIGHLIGHTS: After leading 9-0 heading into the fourth quarter, UNI seemed to have the game won at fifth-ranked Western Illinois. The Panthers had other opportunities to score. Scott Meredith recovered a WIU fumble on the Leatherneck 41 with 2:33 left in the third quarter, but only a minute later, Walter Randall fumbled and Western returned it to their own 22. The Leathernecks took a 13-9 lead when Aaron Stecker scored on a four-yard run with 9:21 remaining in regulation. Keith Jones' 45-yard field goal attempt failed at the 3:57 mark. UNI converted on a fourth and four on Western's 23 with 53 seconds left and a Shane Fortney to Alonzo Clayton pass with 45 seconds left put UNI on WIU's 10. The two hooked up again with 40 seconds left to put the Panthers back up 15-13. But a weak point all season had been the Panthers' kicking game with an inexperienced snapper and two new kickers. The snap on the extra point attempt was low and was fumbled and WIU's Frank Spraggins picked up the loose ball and returned it the opposite direction to tie the game at 15-15 with 32 seconds left, sending the game into overtime. The Leathernecks won the game in the second overtime on a 25-yard run by Stecker when the Panthers could not convert on its possession. UNI had a huge edge in time of possession — 46:31 to 28:29, but was penalized 10 times for 91 yards. The loss was UNI's first in the league on the road since 1995. UNI fell to 4-2 against WIU when the Leathernecks have been nationally ranked. The Panthers also fell to 11-2 in games when both Gateway teams have been ranked in the Top 25 at the time of the game. The loss was UNI's third in overtime games.

SCORING SUMMARY:

UNI — Julio Guzman 22 Field Goal 8:13 1st
UNI — Terry Hollimon 1 Run (Guzman Kick Failed) :19 1st
WIU — Aaron Stecker 21 Run (Keith Jones Kick Failed) 12:39 4th
WIU — Stecker 3 Run (Jones Kick) 9:21 4th
UNI — Alonzo Clayton 11 Pass from Shane Fortney (Fortney Rush Failed) :40 4th
WIU — Frank Spraggins PAT Return :32 4th
UNI — Eddie Berlin 11 Pass from Fortney (Guzman Kick) OT
WIU — Kevin Walsh 25 Pass from Jeff Hecklinski (Jones Kick) OT
WIU — Stecker 25 Run (Jones Kick) OT

TEAM STATS:	UNI	WIU
First Downs	24	27
Rushes/Yards	42/174	51/268
Passing Yards	180	158
Att/Com/Int	38/21/0	27/17/0
Punts/Avg	5/36.2	3/38.3
Fumbles/Lost	2/1	3/1
Penalties/Yards	10/91	3/34

RUSHING LEADERS:

UNI — Justin Roberson 15-90, 0 TDs; Terry Hollimon 15-51, 1 TD.
WIU — Aaron Stecker 37-228, 3 TDs.

PASSING LEADERS:

UNI — Shane Fortney 38-21-0, 180 yards, 2 TDs.
WIU — Jeff Hecklinski 27-17-0, 158 yards, 1 TD.

RECEIVING LEADERS:

UNI — Mike Furrey 7-25, 0 TDs; Eddie Berlin 4-35, 1 TD; Alonzo Clayton 3-36, 1 TD; Tramon Thomas 2-43, 0 TDs.
WIU — Jim Farrell 5-41, 0 TDs; Jamaine Blalock 4-51, 0 TDs.

TACKLE LEADERS:

UNI — Ryan Doak 5-12, Matt Pedersen 7-9.
WIU — David Watson 6-5, 2 TFL; Frank Spraggins 3-7, 1 PBU.

UNI VS. YOUNGSTOWN STATE

Oct. 18 at Cedar Falls, IA...Attend. 12,218

Youngstown State	7	0	14	11	32
Northern Iowa	14	12	6	3	35

HIGHLIGHTS: UNI kept its Gateway Conference title and 1-AA playoff hopes alive when it defeated no. 1-ranked YSU. UNI's first 32 points were aided by three Penguin fumbles and an interception in the endzone by Tyree Talton. YSU fought back to trail only 32-24 with 14:52 left in the game. UNI's winning margin came on a 24-yard field goal by Julio Guzman with 8:07 left, but the win was not secured until the Panthers' last possession. YSU pulled to within the three points on a 24-yard pass from Demond Tidwell to Ray Renaud and the two-point conversion with 4:45 left in the game. UNI quarterback Shane Fortney was named the league's Offensive Player of the Week after he had perhaps his best game as a Panther, throwing for a season-high 293 yards and two TDs. Mike Furrey caught a career-high 183 yards in passes, and Terry Hollimon rushed for a season-high 100 yards on 16 carries.

SCORING SUMMARY:

UNI — Justin Roberson 2 Run (Julio Guzman Kick) 7:06 1st
YSU — Jake Andreadis 13 Run (Mark Griffith Kick) 2:20 1st
UNI — Eddie Berlin 12 Pass from Shane Fortney (Guzman Kick) :11 1st
UNI — Terry Hollimon 32 Run (Guzman Kick Blocked) 8:26 2nd
UNI — Roberson 6 Run (Fortney Pass Failed) 6:06 2nd
UNI — Mike Furrey 80 Pass from Fortney (Fortney Pass Failed) 13:11 3rd
YSU — Adrian Brown 5 Run (Griffith Kick) 7:53 3rd
YSU — Brown 29 Run (Griffith Kick) 4:07 3rd
YSU — Griffith 21 Field Goal 14:52 4th
UNI — Guzman 24 Field Goal 8:07 4th
YSU — Renaud Ray 24 Pass from Demond Tidwell (Matt Richardson Pass) 4:45 4th

TEAM STATS:	YSU	UNI
First Downs	24	21
Rushes/Yards	51/208	35/128
Passing Yards	157	293
Att/Com/Int	16/9/1	30/15/0
Punts/Avg	1/67.0	3/22.3
Fumbles/Lost	3/3	0/0
Penalties/Yards	5/55	7/93

RUSHING LEADERS:

YSU — Adrian Brown 22-102, 2 TDs; Demetrius Harris 12-67, 0 TDs.
UNI — Terry Hollimon 16-100, 1 TD; Justin Roberson 13-31, 2 TDs.

PASSING LEADERS:

YSU — Demond Tidwell 16-9-1, 157 yards, 1 TD.
UNI — Shane Fortney 30-15-0, 293 yards, 2 TDs.

RECEIVING LEADERS:

YSU — Renaud Ray 3-78, 1 TD; Jake Andreadis 3-37, 0 TDs.
UNI — Mike Furrey 8-183, 1 TD; Alonzo Clayton 3-59, 0 TDs; Eddie Berlin 3-48, 1 TD.

TACKLE LEADERS:

YSU — Dwyte Smiley 4-6, 1 TFL; Kawonza Swan 2-7, 1 TFL.
UNI — Matt Pedersen 8-5, 3 TFL; Terrance Malone 7-4, 1 TFL, 1 FF.

UNI AT CAL POLY

Oct. 25 at San Luis Obispo, CA...Attend. 8,427

Northern Iowa	0	10	7	7	24
Cal Poly	10	14	7	7	38

HIGHLIGHTS: UNI seemingly played in a fog all afternoon, losing to undefeated but unranked Cal Poly. The 17th-ranked Panthers never were able to gain an advantage. UNI closed to within three points with 11:41 left in the half on a 10-yard run by Walter Randall, but that was as close as it could get. Cal Poly scored on a 38-yard Shane Fortney fumble with 5:29 left which seemed to take the gas out of the Panthers. UNI couldn't convert on its last three possessions of the game. The Mustangs' 484 yards in total offense was the most gained against UNI since Southwest Missouri State gained 492 in 1996. UNI's Terry Hollimon had his second straight game rushing for at least 100 yards (114).

SCORING SUMMARY:

CP — Alan Beilke 22 Field Goal 6:28 1st
CP — Kamil Loud 67 Pass from Alli Abrew (Beilke Kick) :59 1st
UNI — Walter Randall 10 Run (Julio Guzman Kick) 11:41 2nd
CP — Ken Pohl 38 Fumble Recovery (Beilke Kick) 5:29 2nd
CP — Craig Young 15 Pass from Abrew (Beilke Kick) 1:26 2nd
UNI — Guzman 26 Field Goal :00 2nd
CP — Young 7 Pass from Abrew (Beilke Kick) 4:59 3rd
UNI — Terry Hollimon 18 Run (Guzman Kick) 2:15 3rd
CP — Antonio Warren 4 Run (Beilke Kick) 13:03 4th
UNI — Hollimon 3 Run (Guzman Kick) 9:49 4th

TEAM STATS:	UNI	CP
First Downs	23	20
Rushes/Yards	33/177	47/238
Passing Yards	216	246
Att/Com/Int	44/20/1	16/12/0

Punts/Avg	6/38.3	4/33.5
Fumbles/Lost	4/2	2/1
Penalties/Yards	5/49	5/46

RUSHING LEADERS:

UNI — Terry Hollimon 18-114, 2 TDs.
CP — Antonio Warren 20-160, 1 TD; Craig Young 14-48, 0 TDs.

PASSING LEADERS:

UNI — Shane Fortney 44-20-1, 216 yards, 0 TDs.
CP — Alli Abrew 16-12-0, 246 yards, 3 TDs.

RECEIVING LEADERS:

UNI — Eddie Berlin 5-44, 0 TDs; Terry Hollimon 5-40, 0 TDs; Mike Furrey 4-71, 0 TDs; Alonzo Clayton 4-47, 0 TDs.
CP — Craig Young 4-76, 2 TDs; Keith Harter 3-47, 0 TDs; Kamil Loud 2-94, 1 TD.

TACKLE LEADERS:

UNI — Matt Pedersen 4-8, 1 TFL, 1 Sack; Ryan Doak 4-8, 1 FF.
CP — Osbaldo Orozco 5-5, 1 TFL; Brett Sagaser 6-1, 1 TFL; Chris Rainey 4-3, 1 TFL.

UNI AT SOUTHWEST MISSOURI STATE

Nov. 1 at Springfield, MO...Attend. 15,634

Northern Iowa	0	10	13	0	23
Southwest Missouri	3	3	7	9	22

HIGHLIGHTS: UNI survived a furious comeback effort by the Bears. UNI led 23-6 with 5:20 left in the third quarter, but SMS scored 16 unanswered points. SMS quarterback Jeremy Hoog scored the last points on a seven-yard run with 5:10 left in the game, but the extra point try by Travis Brawner was no good. The Bears had another chance with under three minutes remaining, but a running into the kicker penalty and two successive sacks by UNI's Travis Schipper (12 yards) and Scott Meredith (6) stopped the Bears' last drive and UNI was able to run out the clock. UNI's Terry Hollimon rushed for a career-high 158 yards. SMS had only 136 yards at the half, but ended with 393. UNI center Brad Meister was named the league's Offensive Lineman of the Week.

SCORING SUMMARY:

SMS — Travis Brawner 32 Field Goal 7:35 1st
UNI — Terry Hollimon 6 Run (Julio Guzman Kick) 13:01 2nd
UNI — Guzman 24 Field Goal 2:52 2nd
SMS — Brawner 25 Field Goal :42 2nd
UNI — Eddie Berlin 31 Pass from Shane Fortney (Guzman Kick Failed) 9:33 3rd
UNI — Berlin 15 Pass from Fortney (Guzman Kick) 5:20 3rd
SMS — Maurice Daniels 52 Run (Brawner Kick) 4:14 3rd
SMS — Brawner 21 Field Goal 8:05 4th
SMS — Jeremy Hoog 7 Run (Brawner Kick Failed) 5:10 4th

TEAM STATS:	UNI	SMS
First Downs	22	20
Rushes/Yards	45/151	34/168
Passing Yards	365	225
Att/Com/Int	38/21/0	34/18/0
Punts/Avg	4/33.8	5/46.4
Fumbles/Lost	2/2	2/0
Penalties/Yards	7/62	6/56

RUSHING LEADERS:

UNI — Terry Hollimon 37-158, 1 TD.
SMS — Maurice Daniels 9-97, 1 TD; Corey McGriff 13-47, 0 TD.

PASSING LEADERS:

UNI — Shane Fortney 38-21-0, 365 yards, 2 TDs.
SMS — Jeremy Hoog 34-18-0, 225 yards, 0 TDs.

RECEIVING LEADERS:

UNI — Mike Furrey 9-141, 0 TDs; Eddie Berlin 6-154, 2 TDs.
SMS — Jason Cannon 4-65, 0 TDs; Maurice Daniels 4-33, 0 TDs.

TACKLE LEADERS:

UNI — Drew Elmer 3-4, 1 TFL; Tyree Talton 6-2, Terrance Malone 5-3.
SMS — Brad Duke 5-9, 1 TFL, 1 Sack; Corky Martin 8-6, 2 TFL.

UNI VS. SOUTHERN UTAH

Nov. 8 at Cedar Falls, IA...Attend. 10,318

Southern Utah	7	7	3	16	33
Northern Iowa	18	7	14	14	53

HIGHLIGHTS: The last non-conference game of the year went 146 plays, 1,000 yards were gained, 19 penalties were called for 219 yards, and lasted just over three hours. UNI's Terry Hollimon had his fourth consecutive game with at least 100 yards rushing with 122. Shane Fortney passed for a career-high 388 yards and four TDs. Julio Guzman kicked six extra points and was named the league's Special Teams Player of the Week for his effort.

SCORING SUMMARY:

UNI — Julio Guzman 27 Field Goal 12:03 1st
UNI — Terry Hollimon 12 Run (Guzman Kick) 9:56 1st
UNI — Eddie Berlin 19 Pass from Shane Fortney (Ryan Helming Rush) 3:52 1st
SUU — Koby Leon 29 Pass from Matt Cannon (Matt Rhea Kick) 1:02 1st
SUU — Kam Brown 31 Pass from Cannon (Rhea Kick) 8:00 2nd

UNI — Mike Furrey 59 Pass from Fortney (Guzman Kick) 1:24 2nd
 UNI — Hollimon 1 Run (Guzman Kick) 9:32 3rd
 SUU — Rhea 31 Field Goal 4:36 3rd
 UNI — Berlin 10 Pass from Fortney (Guzman Kick) 1:52 3rd
 SUU — Terry Rose 12 Run (Sam Elliott Pass) 14:11 4th
 UNI — Alonzo Clayton 27 Pass from Fortney (Guzman Kick) 13:05 4th
 UNI — Hollimon 9 Run (Guzman Kick) 9:17 4th
 SUU — Brown 7 Pass from Joe Dupaix (Dupaix Rush) 12:4th

TEAM STATS:	SUU	UNI
First Downs	27	24
Rushes/Yards	67/299	30/123
Passing Yards	190	388
Att/Com/Int	21/10/0	28/18/1
Punts/Avg	4/35.3	3/34.0
Fumbles/Lost	1/1	0/0
Penalties/Yards	10/110	9/109

RUSHING LEADERS:

SUU — Matt Cannon 19-116, 0 TDs; Brook Madsen 25-116, 0 TDs.
 UNI — Terry Hollimon 24-122, 3 TDs.

PASSING LEADERS:

SUU — Matt Cannon 15-6-0, 142 yards, 2 TDs; Joe DuPaix 6-4-0, 48 yards, 1 TD.
 UNI — Shane Fortney 28-18-1, 388 yards, 4 TDs.

RECEIVING LEADERS:

SUU — Kam Brown 3-46, 2 TDs; Terry Rose 3-36, 0 TDs.
 UNI — Mike Furrey 8-179, 1 TD; Eddie Berlin 5-83, 2 TDs.

TACKLE LEADERS:

SUU — Ahaz Griffith 3-6, Clay Marshall 4-3.
 UNI — Jay Heimsoth 2-9, 2 TFL, 1 Sack; Matt Pedersen 3-10, 1 TFL.

UNI VS.

INDIANA STATE

Nov. 15 at Cedar Falls, IA...Attend. 10,879

Indiana State	0	7	7	0	7	21
Northern Iowa	0	3	0	11	15	29

HIGHLIGHTS: UNI won its first overtime game that lasted almost three and a half hours. UNI tied the game in regulation with 4:41 left on a 72-yard pass play from Shane Fortney to Mike Furrey. He ended up with 10 catches for 158 yards. Fortney was intercepted three times in the game, while Terry Hollimon had his fifth consecutive 100-yard game with 129 yards on 40 carries. UNI's Julio Guzman missed a 24-yard field goal in the Panthers' first overtime possession, and ISU's Scott Collins missed a 41-yard attempt. The two teams then traded scores before the Sycamores failed on their last attempt. ISU rushed for 11 yards on its first two plays of its last series, then threw an incomplete pass, was sacked for a three-yard loss by Matt Pedersen, then passed incomplete. It made only 11 yards on a fourth-and-13 at the UNI 17 to end the game.

SCORING SUMMARY:

ISU — Cory Pierce 23 Fumble Recovery (Scott Collins Kick) 4:53 2nd
 UNI — Julio Guzman 49 Field Goal :31 2nd
 ISU — Matt Gajewski 28 Run (Collins Kick) 5:28 3rd
 UNI — Guzman 24 Field Goal 10:03 4th
 UNI — Mike Furrey 72 Pass from Shane Fortney (Alonzo Clayton Pass) 4:41 4th
 ISU — Sha Caldwell 12 Pass from Gajewski (Collins Kick) OT
 UNI — Clayton 9 Pass from Fortney (Guzman Kick) OT
 UNI — Furrey 7 Pass from Fortney (Furrey Pass) OT

TEAM STATS:	ISU	UNI
First Downs	10	21
Rushes/Yards	50/184	46/166
Passing Yards	109	248
Att/Com/Int	15/7/0	43/18/3
Punts/Avg	9/39.3	6/27.7
Fumbles/Lost	0/0	1/1
Penalties/Yards	6/57	5/66

RUSHING LEADERS:

ISU — Sha Caldwell 15-36, 0 TDs.
 UNI — Terry Hollimon 40-129, 0 TDs.

PASSING LEADERS:

ISU — Matt Gajewski 14-7-0, 109 yards, 1 TD.
 UNI — Shane Fortney 43-18-3, 248 yards, 3 TDs.

RECEIVING LEADERS:

ISU — Chad Ames 2-43, 0 TDs; Anthony Williams 2-34, 0 TDs; Kyle Thomas 2-20, 0 TDs.
 UNI — Mike Furrey 10-158, 2 TDs; Alonzo Clayton 4-52, 1 TD.

TACKLE LEADERS:

ISU — Kenwatta Walker 2-9, Shannon Jackson 2-8.
 UNI — Ryan Doak 7-8, Matt Pedersen 6-3, 4 Sacks.

SEASON OPENERS (4 8 - 4 4 - 7)

Year	Score	Opponent	1950	13-34	South Dakota State
1895	12-10	Coe	1951	6-48	South Dakota State
1896	5-10	Coe	1952	12-14	Drake
1897	56-0	Waterloo High School	1953	20-34	Central Michigan
1898	23-0	Waterloo YMCA	1954	21-42	Central Michigan
1899	0-22	Iowa	1955	26-7	Hastings
1900	42-0	Waterloo High School	1956	20-0	Drake
1901	11-6	Cornell	1957	12-34	Drake
1902	5-63	Iowa	1958	29-12	Bradley
1903	0-0	Iowa Training	1959	22-15	Bradley
1904	76-5	Iowa Training	1960	41-16	Mankato State
1905	23-6	Waterloo High School	1961	37-6	Bradley
1906		No Football	1962	27-6	Bradley
1907		No Football	1963	12-11	Northern Michigan
1908	54-0	Fairbank High School	1964	14-7	Northern Michigan
1909	28-0	Charles City	1965	7-10	Northern Michigan
1910	63-0	Lennox	1966	0-21	Northern Michigan
1911	27-0	Waterloo High School	1967	3-7	Northern Michigan
1912	7-35	Iowa	1968	13-24	Northern Michigan
1913	3-45	Iowa	1969	14-24	Northern Michigan
1914	6-0	Des Moines	1970	0-21	Northern Michigan
1915	7-25	Dubuque	1971	9-22	Northeast Missouri State
1916	0-12	Iowa State	1972	41-6	Wisconsin-Stevens Point
1917	42-0	Iowa Wesleyan	1973	13-0	Pittsburg State
1918	0-28	Morningside	1974	31-22	Pittsburg State
1919	0-14	Cornell	1975	14-8	Eastern Illinois
1920	0-10	Coe	1976	7-41	Northern Michigan
1921	7-13	Coe	1977	21-31	Northeast Missouri State
1922	3-0	Cornell	1978	15-12	Wisconsin-Whitewater
1923	0-0	St. Ambrose	1979	0-13	Minnesota-Morris
1924	0-3	St. Ambrose	1980	8-32	@Nebraska-Omaha
1925	30-0	Ellsworth	1981	30-39	Drake
1926	20-0	St. Thomas	1982	13-40	@Drake
1927	6-6	St. Thomas	1983	34-10	Drake
1928	0-32	Coe	1984	37-0	Winona State
1929	0-7	Coe	1985	9-24	@Drake
1930	6-0	Loras	1986	16-16	@Mankato State
1931	19-0	Loras	1987	34-31	@McNeese State
1932	7-0	Loras	1988	10-59	@Pittsburgh
1933	12-0	Loras	1989	14-22	Mankato State
1934	18-0	Cornell	1990	30-9	Southern Illinois
1935	0-0	Cornell	1991	30-5	McNeese State
1936	0-0	Iowa State	1992	21-18	@McNeese State
1937	12-14	Iowa State	1993	10-27	@McNeese State
1938	10-0	Grinnell	1994	28-14	@Iowa State
1939	12-0	Northeast Missouri State	1995	7-26	@Stephen F. Austin
1940	0-20	Creighton	1996	31-21	@Southern Utah
1941	21-0	South Dakota State	1997	0-66	@Iowa
1942	38-0	South Dakota State			
1943		No Football			
1944		No Football			
1945	38-14	Central			
1946	6-6	South Dakota State			
1947	14-31	Iowa State			
1948	7-27	Iowa State			
1949	6-20	Western Michigan			

1996 DIVISION 1-AA FIRST ROUND

November 30, 1996, at Cedar Falls, IA

(Attend. 10,402)

Eastern Illinois	7	7	0	0	14
Northern Iowa	7	7	0	7	21

Highlights: UNI defeated 14th-seed and 16th-ranked EIU in a game typical of the series between these two teams — the outcome not decided until the final second. The Panthers scored the winning TD with 7:02 left in the game. EIU fumbled on its next two possessions, with UNI's Steve Beard intercepted in between. Then Beard fumbled and EIU got the ball back at the 3:19 mark. Eastern got down to UNI's two yard line. Quarterback Mike Simpson pitched to running back Chris Szarka, who in desperation threw an incomplete pass in the endzone to tight end Mike Mangas as time ran out.

1996 DIVISION 1-AA QUARTERFINALS

December 7, 1996, at Cedar Falls, IA

(Attend. 10,796)

William & Mary	0	0	28	7	35
Northern Iowa	17	10	8	3	38

Highlights: UNI defeated eighth-seed and seventh-ranked William & Mary, holding the Tribe to only 67 yards, including minus-27 rushing, in the first half while gaining 293 yards itself. But W&M came back to tie the score at 35 with 5:40 left in the game. Matt Waller's 32-yard field goal with 2:13 left gave UNI the win. His field goal was set up by W&M's Darren Sharper's fumble on a punt return which was recovered by the Panthers at the Tribe 30. UNI's Dedric Ward fell just short of a 1-AA playoff record with 11 catches for 245 yards and two TDs. Jeff Stovall gained 55 yards and scored twice before leaving the game in the second half with an ankle injury. Steve Beard's 360 passing yards was a career high.

1996 DIVISION 1-AA SEMIFINALS

December 14, 1996, at Huntington, WV

(Attend. 14,414)

Northern Iowa	0	0	0	14	14
Marshall	7	3	14	7	31

Highlights: UNI's playoff nemesis, first-ranked and no. 2 seed Marshall, pulled out another win to advance to the national championship game. It was the fourth time the Panthers fell one game short of making the title game. Alonzo Clayton's 58-yard punt return set a school playoff record, while Marshall tied a UNI mark with four rushing TDs. Matt Waller's 44-yard blocked field goal at the end of the first half was a heartbreaker and would have put the Panthers only a TD down at intermission.

1995 DIVISION 1-AA FIRST ROUND

November 25, 1995, at Murray, KY

(Attend. 7,633)

Northern Iowa	7	14	7	7	35
Murray State	0	14	7	13	34

Highlights: UNI advanced to the quarterfinal round after defeating fourth-ranked and fourth seed Murray State. The victory marked UNI's first road win in the 1-AA playoffs following five losses. The Panthers were one of two lower seeds to win their first-round games. UNI never trailed in the game. Alonzo Clayton tied a school playoff record with three TDs. MSU tied the game at 21-all with 9:05 left in the third quarter, but Chris Berg's 60-yard pass to Matt Harken with nine seconds left put the



Panthers back up 28-21. MSU tied the game again with 10:24 remaining and Berg's 13-yard pass to Dedric Ward gave UNI a 35-28 lead. Matt Waller's fifth extra point of the day also tied a school playoff record. With 1:26 left, MSU scored on a seven-yard run, but Clayton blocked the extra point, snapping a streak of 79 straight PATs. Ward recovered the ensuing onside kick and UNI was able to run out the clock.

1995 DIVISION 1-AA QUARTERFINALS

December 3, 1995, at Huntington, WV

(Attend. 14,472)

Northern Iowa	14	0	3	7	24
Marshall	21	0	7	13	41

Highlights: UNI, ranked 18th and seeded 16th, fell to sixth-ranked and fifth seed Marshall. The Panthers never led in the game but did tie it twice, the last at 14-all with 5:23 left in the first quarter. The closest they could get after that was 21-17 with 10:30 left in the third quarter on a 42-yard field goal by Matt Waller. The Panthers kept up in the passing game, but gained only 36 yards rushing to Marshall's 251.

1994 DIVISION 1-AA FIRST ROUND

November 28, 1994, at Missoula, MT

(Attend. 7,958)

Northern Iowa	7	6	0	7	20
Montana	7	10	0	6	23

Highlights: UNI's fifth straight playoff appearance ended for the second year in a row in a first-round loss. The Panthers had chances to tie the game or go for the win on its last series, but Jeff Stovall was stopped for a loss of three yards on the Grizzlie 16 on a third-and-one play, and Matt Waller's 36-yard field goal attempt failed with 1:34 left in the game. Sylvester Brown rushed for a game-high 147 yards on 13 carries and Dedric Ward caught two passes for 77 yards, but UNI could not contain UM's Dave Dickenson, who completed 38-of-50 passes for 436 yards and two TDs. His leading receiver was Shalon Baker with eight catches for 145 yards.

1993 DIVISION 1-AA FIRST ROUND

November 27, 1993, at Boston, MA

(Attend. 6,882)

Northern Iowa	3	9	9	0	0	0	21
Boston University	0	6	7	8	0	6	27

Highlights: UNI, ranked 13th in the final Sports Network poll, traveled to sixth-ranked and fourth-seeded Boston University for the first round. After leading 12-6 at halftime and seemingly having the game under control with a 21-6 lead with 11:07 remaining in the third quarter, the Terriers began their comeback bid following a 48-yard fumble recovery return with 6:48 left in the third. Boston tied the game at 21-all with 3:14 left in the game. In the first overtime, UNI's Todd Harrington intercepted a BU pass on the one-yard line and Scott Obermeier's 20-yard field goal attempt hit the right upright. Obermeier missed a 32-yard attempt in the second overtime. After BU's 33-yard field goal attempt was blocked by Myron Glass, Andre Allen was flagged for a questionable facemask penalty and the Terriers got the ball back on the eight yardline. Two plays later, BU's Zack Burwell scored from four yards out to advance to the quarterfinal round. UNI gained 362 yards, 263 passing, to Boston's 346, 300 passing. Jeff Stovall rushed 35 times for 122 yards, while Kurt Warner completed 15-of-28 passes with one interception and one TD.

1992 DIVISION 1-AA FIRST ROUND

November 28, 1992, at Cedar Falls, IA

(Attend. 13,149)

Eastern Washington	0	7	0	7	14
Northern Iowa	0	17	0	0	17

Highlights: UNI, ranked third in the final NCAA poll, hosted 14th ranked Eastern Washington in the first round and advanced to the quarterfinal round with the 17-14 win. EWU's Alex Lacson missed a 49-yard field goal with four seconds left in the game to preserve UNI's win. The Panthers led 17-7 at halftime on a 41-yard field goal by Scott Obermeier, a 17-yard pass from Jay Johnson to Tim Mosley and a 19-yard pass from Johnson to Kenny Shedd. EWU scored on a one-yard run with 3:02 left in the half. It made the game close when Lavon Major returned a blocked Obermeier field goal attempt 89 yards for the score with 11:59 left in the game, but UNI's defense knuckled under, holding the Eagles to only 186 yards in total offense, including 35 rushing. UNI gained 253 yards, only 29 on the ground.

1992 DIVISION 1-AA QUARTERFINALS

December 5, 1992, at Cedar Falls, IA

(Attend. 13,375)

McNeese State	0	0	7	0	7
Northern Iowa	7	15	7	0	29

Highlights: UNI took advantage of seven McNeese State turnovers to advance to the semifinal round. UNI scored on TD passes of 31, 11 and 12 yards by Jay Johnson, including two to Tim Mosley, on a safety blocked out of the endzone by Willie Beamon and on a one-yard run by linebacker William Freney. Johnson's other TD pass was an 11-yarder to all-American Kenny Shedd, who missed the second half after running into the wall. MSU's only score of the game came on a 100-yard kickoff return which opened the second half, setting a school and 1-AA playoff record. The Cowboys' seven turnovers were more than they had given up in all of its previous three games. Freshman Kerry Joseph was intercepted four times and he had only four total heading into the game. MSU's running game, a strength all season, was limited to 62 yards, with freshman Henry Fields gaining a game-high 91 yards. Joseph completed nine-of-24

passes for 102 yards. UNI gained 96 yards rushing and Johnson completed 19-of-39 passes with one interception for 222 yards.

1992 1-AA SEMIFINALS

December 12, 1992, at Cedar Falls, IA

(Attend. 14,682)

Youngstown State	7	6	0	6	19
Northern Iowa	0	0	7	0	7

Highlights: UNI hosted seventh-ranked and defending national champion Youngstown State. Despite holding YSU to 253 yards, over 100 yards below its average, and containing rushing threat Tamron Smith to 98 yards, the Panthers couldn't overcome three lost fumbles, an interception, the fact that all-American Kenny Shedd played only in the first half with a hip pointer, and a 71-yard punt return for a TD on YSU's first possession to put the Penguins up 7-0. The loss broke UNI's 25-game home winning streak. UNI's only score was a one-yard run by Jay Johnson with eight seconds left in the third quarter. YSU scored on the punt return and four field goals, the longest being 54 yards. UNI compiled 319 yards.

1991 DIVISION 1-AA FIRST ROUND

November 30, 1991, at Cedar Falls, IA

(Attend. 8,723)

Weber State	0	7	14	0	21
Northern Iowa	14	10	7	7	38

Highlights: UNI advanced to the quarterfinal game with its win over 13th-ranked Weber State in the UNI-Dome. UNI held the potent Wildcat offense to 383 yards in total offense, including only 71 rushing yards. The Panthers gained a season-high 486 yards, including 266 on the ground, half of that coming from Tank Corner who carried the ball 26 times for 137 yards. UNI quarterback Jay Johnson completed 14-25 passes for 220 yards and three TDs.

1991 DIVISION 1-AA QUARTERFINALS

December 7, 1991, at Huntington, WV

(Attend. 16,889)

Northern Iowa	10	3	0	0	13
Marshall	21	14	3	3	41

Highlights: The fourth-ranked Panthers couldn't contain the nation's no. 1 passer and his contingent at Marshall University. UNI was held to 295 yards in total offense, including only 66 on the ground, while the Thundering Herd compiled 509 yards, including 344 through the air. The Panthers trailed 35-13 at the half and failed to score in the last two quarters, but did pick up the defense and held Marshall to only six points in the second half.

1990 DIVISION 1-AA FIRST ROUND

November 24, 1990, at Boise, ID

(Attend. 11,691)

Northern Iowa	0	3	0	0	3
Boise State	6	0	7	7	20

Highlights: UNI, ranked 11th in the nation, lost to 10th-ranked Boise State. The Panthers obviously struggled offensively, compiling only 156 yards in total offense to the Broncos' 260 yards. UNI could manage only a minus-five yards rushing. Sophomore quarterback Jay Johnson, who led the Gateway Conference in passing efficiency, completed only 13 of 45 passes for 161 yards and had six interceptions, only one less than he had thrown during the entire regular season. UNI's only scoring came

on a 29-yard field goal by all-American Brian Mitchell.

1987 DIVISION 1-AA SEMIFINALS

December 12, 1987, at Monroe, LA

(Attend. 14,443)

Northern Iowa	0	14	7	20	0	41
Northeast Louisiana	7	28	0	6	3	44

Highlights: UNI played without the services of Kodak All-American running back Carl Boyd, who broke his leg the week before against Arkansas State. The Panthers, ranked fourth, trailed 35-14 at the half but they came back to score seven unanswered points in the third period. In the fourth, they scored 20 more and tied the game with seven seconds left in regulation on a five-yard pass from Mike Smith to Sherrod Howard. The two-point conversion pass to Woody Wright sent the game into overtime. UNI's Errol Peebles fumbled on NLU's three in the first overtime possession. NLU's Teddy Garcia missed a 41 yard field goal on the Indians' first play, but he connected on his next 41 yard attempt to give NLU the lead. UNI's Danny Helmer missed a 38 yard field goal to give NLU the victory. Wright, replacing the injured Boyd in his first start, rushed for 112 yards on 20 carries. Smith's six TD passes set a playoff record.

1987 DIVISION 1-AA QUARTERFINALS

December 5, 1987, at Cedar Falls, IA

(Attend. 6,100)

Arkansas State	7	7	14	0	28
Northern Iowa	6	15	7	21	49

Highlights: The Panthers defeated 12th ranked and 1986's national runner-up to advance to the semifinals. The Panthers took advantage of three Arkansas State fumbles in the fourth quarter to stretch the margin. UNI compiled 530 yards to ASU's 363. Kodak All-American Carl Boyd rushed for 124 yards before breaking his leg late in the game, while Wes Anderson caught five passes for 121 yards.

1987 DIVISION 1-AA FIRST ROUND

November 28, 1987, at Cedar Falls, IA

(Attend. 3,887)

Youngstown State	7	7	7	7	28
Northern Iowa	7	10	14	0	31

Highlights: UNI foiled a Youngstown State attempt at a comeback, intercepting a Penguin pass and holding YSU on two consecutive fourth down conversions in the fourth quarter. YSU scored its last TD with only 8:51 left in the game, necessitating the Panthers' heroics to preserve the win. Even with the interception and fourth down saves, UNI's Carl Boyd fumbled the ball at Youngstown's 20 with just over a minute to play. The Penguins drove to UNI's 23, but missed a 40 yard field goal with seconds left. Boyd rushed for 126 yards on 23 carries.

1985 DIVISION 1-AA SEMIFINALS

December 14, 1985, at Cedar Falls, IA

(Attend. 12,300)

Georgia Southern	14	3	7	16	40
Northern Iowa	14	6	3	10	33

Highlights: Georgia Southern brought its "Hambone" offense to the UNI-Dome. The Eagles scored their last TD with only 34 seconds left in the game after UNI had tied the contest at the 2:44 mark. The game see-sawed back and forth until it came down to

which team had last possession, or at least enough time to make a score possible. The game was tied four times.

1985 DIVISION 1-AA QUARTERFINALS

December 7, 1985, at Cedar Falls, IA

(Attend. 6,220)

Eastern Washington	0	0	7	7	14
Northern Iowa	10	7	0	0	17

Highlights: UNI took a 10-0 first quarter lead on a 32 yard field goal by Kevin Mote and a 13 yard pass from Mike Smith to Brian Baker, who later broke his hand. The Panthers had a 17-0 halftime advantage but didn't score again, while EWU pulled to within 10 points in the third period and scored its last TD with 12:47 left in the game on an 84 yard punt return. The Eagles got as far as their own 44 with time running out on the clock, but the quarterback was sacked for a loss of four on a fourth down play. Errol Peebles rushed for 129 yards on 26 carries, his fifth 100-plus game of the year.

1975 DIVISION II PLAYOFFS

(First Round)

November 29, 1975, at Cedar Falls, IA

(Attend. 2,500)

Western Kentucky	0	7	7	0	14
Northern Iowa	6	0	0	6	12

Highlights: In what has since been dubbed the "Mud Bowl", UNI struggled with Western Kentucky in heavy rain, 42-degree temperatures and a 16 mph wind in the last game to be played in O.R. Latham Stadium. The Panthers closed to within two points when they rallied with 12:25 left in the game. The last TD was set up when Jim Fransen put WKU in a hole by booting a 64 yard punt to its one yard line. UNI had two chances to cash in in the final period but two errant field goals by Fransen buried the Panthers' chances deep into the muddy field. Fransen missed from 38 and 27 yards.

1964 PECAN BOWL

December 12, 1964, at Abilene, TX

State College of Iowa	7	6	6	0	19
Lamar Tech	3	0	7	7	17

Highlights: In the first NCAA-sanctioned Pecan Bowl, UNI scored an impressive victory over Lamar Tech behind a sensational performance by two-time All-American fullback Randy Schultz. Schultz ran for 160 yards on 38 carries and scored two TDs. He was named outstanding back of the game and teammate Loren Buser received the outstanding lineman award.

1960 MINERAL WATER BOWL

November 26, 1960, at Excelsior Springs, MO

Highlights: Iowa State Teachers College ran into a bulldozer from Hillsdale College (MI) which won the contest 17-6. The Panthers never really got going after finishing the season with a fine 9-0 record and winning the North Central Conference title.

PRESEASON

1. Montana
2. Troy State
3. **Northern Iowa**
4. William & Mary
5. Appalachian State
6. Eastern Illinois
7. Northern Arizona
8. Delaware
9. Western Illinois
10. Western Kentucky
11. Youngstown State
12. East Tennessee State
13. Murray State
14. Jackson State
15. Stephen F. Austin
16. Furman
17. Southern University
18. Florida A&M
19. Howard University
20. Northwestern State
21. New Hampshire
22. Eastern Kentucky
23. Nicholls State
24. Southwest Missouri State
25. Buffalo

SEPT. 2

1. Montana
2. Troy State
3. William & Mary
4. **Northern Iowa**
5. Western Illinois
6. Delaware
7. East Tennessee State
8. Appalachian State
9. Youngstown State
10. Northern Arizona
11. Western Kentucky
12. Murray State
13. Furman
14. Jackson State
15. Stephen F. Austin
16. Florida A&M
17. Southern University
18. Northwestern State
19. Villanova
20. Howard University
21. Eastern Kentucky
22. New Hampshire
23. Georgia Southern
24. Eastern Illinois
25. Buffalo

SEPT. 8

1. Montana
2. Troy State
3. William & Mary
4. Delaware
5. Western Illinois

6. East Tennessee State
7. Youngstown State
8. Northern Arizona
9. Western Kentucky
10. Furman
11. Appalachian State
12. Jackson State
13. **Northern Iowa**
14. Stephen F. Austin
15. Southern University
16. Florida A&M
17. Murray State
18. Villanova
19. Eastern Illinois
20. McNeese State
21. Georgia Southern
22. Eastern Kentucky
23. Howard University
24. Northwestern State
25. Nicholls State

SEPT. 15

1. Montana
2. Troy State
3. William & Mary
4. Western Illinois
5. Youngstown State
6. Western Kentucky
7. Northern Arizona
8. Jackson State
9. Appalachian State
10. Villanova
11. Delaware
12. **Northern Iowa**
13. Southern University
14. East Tennessee State
15. Florida A&M
16. McNeese State
17. Stephen F. Austin
18. Furman
19. Eastern Illinois
20. Georgia Southern
21. Eastern Washington
22. Tennessee-Chattanooga
23. Northwestern State
24. Weber State
25. Nicholls State

SEPT. 22

1. Montana
2. Youngstown State
3. Western Kentucky
4. Villanova
5. Northern Arizona
6. Appalachian State
7. Troy State
8. Western Illinois
9. William & Mary
10. Delaware
11. McNeese State

12. Florida A&M
13. Southern University
14. East Tennessee State
15. Nicholls State
16. Eastern Illinois
17. Stephen F. Austin
18. Furman
19. Jackson State
20. Georgia Southern
21. Eastern Washington
22. Tennessee-Chattanooga
23. **Northern Iowa**
24. Northwestern State
25. James Madison

SEPT. 29

1. Montana
2. Youngstown State
3. Western Kentucky
4. Villanova
5. Northern Arizona
6. Appalachian State
7. Troy State
8. William & Mary
9. Western Illinois
10. McNeese State
11. Delaware
12. Florida A&M
13. Southern University
14. East Tennessee State
15. Eastern Illinois
16. Stephen F. Austin
17. Georgia Southern
18. Furman
19. Jackson State
20. Eastern Washington
21. Northwestern State
22. James Madison
23. **Northern Iowa**
24. Nicholls State
25. Murray State

OCT. 6

1. Youngstown State
2. Montana
3. Villanova
4. McNeese State
5. Western Illinois
6. Delaware
7. Western Kentucky
8. East Tennessee State
9. Southern University
10. Eastern Illinois
11. Georgia Southern
12. Northern Arizona
13. Stephen F. Austin
14. Appalachian State
15. Jackson State
16. Florida A&M
17. **Northern Iowa**

18. Nicholls State
19. Troy State
20. Murray State
21. Richmond
22. Southwest Texas State
23. William & Mary
24. Connecticut
25. Hampton

OCT. 13

1. Youngstown State
2. Montana
3. Villanova
4. McNeese State
5. Western Illinois
6. Delaware
7. Western Kentucky
8. Southern University
9. Georgia Southern
10. Eastern Illinois
11. Northern Arizona
12. Stephen F. Austin
13. Jackson State
14. East Tennessee State
15. Nicholls State
16. Troy State
17. Murray State
18. William & Mary
19. Hampton
20. Eastern Washington
21. Florida A&M
22. Furman
23. South Carolina State
24. **Northern Iowa**
25. Southwest Texas State

OCT. 20

1. Villanova
2. McNeese State
3. Western Illinois
4. Delaware
5. Youngstown State
6. Montana
7. Western Kentucky
8. Southern University
9. Eastern Illinois
10. Stephen F. Austin
11. Northern Arizona
12. Eastern Washington
13. East Tennessee State
14. William & Mary
15. Hampton
16. Georgia Southern
17. **Northern Iowa**
18. South Carolina State
19. Furman
20. Jackson State
21. Florida A&M
22. Appalachian State

23. Dayton
24. North Carolina A&T
25. Troy State

OCT. 27

(UNI drops out of NCAA or Sports Network Poll for 1st time in 96 consecutive polls, dating back to Sept. 24, 1990, a streak of 95 polls, the longest in the nation.)

1. Villanova
2. Western Illinois
3. Delaware
4. Youngstown State
5. Western Kentucky
6. Southern University
7. Stephen F. Austin
8. Eastern Illinois
9. McNeese State
10. Northern Arizona
11. Eastern Washington
12. East Tennessee State
13. Hampton
14. Georgia Southern
15. Montana
16. Jackson State
17. Florida A&M
18. Appalachian State
19. Cal Poly-SLO
20. William & Mary
21. Dayton
22. South Carolina State
23. Tennessee-Chattanooga
24. Hofstra
25. Nicholls State
27. **Northern Iowa**

NOV. 3

1. Villanova
2. Western Illinois
3. Delaware
4. Youngstown State
5. Western Kentucky
6. Southern University
7. Stephen F. Austin
8. Eastern Washington
9. Eastern Illinois
10. McNeese State
11. Georgia Southern
12. Hampton
13. Montana
14. Jackson State
15. Florida A&M
16. Northern Arizona
17. Appalachian State
18. Dayton
19. South Carolina State
20. East Tennessee State

21. Hofstra
22. Liberty
23. Cal Poly-SLO
24. Eastern Kentucky
25. Northeastern
28. **Northern Iowa**

NOV. 10

1. Villanova
2. Western Illinois
3. Delaware
4. Youngstown State
5. Western Kentucky
6. Eastern Washington
7. McNeese State
8. Georgia Southern
9. Hampton
10. Florida A&M
11. Montana
12. Southern University
13. Jackson State
14. Stephen F. Austin
15. Appalachian State
16. Eastern Illinois
17. South Carolina State
18. Dayton
19. East Tennessee State
20. Liberty
21. Hofstra
22. Cal Poly-SLO
23. Eastern Kentucky
24. Northeastern
25. Northwestern State
27. **Northern Iowa**

NOV. 17

1. Villanova
2. Western Illinois
3. Delaware
4. Youngstown State
5. Western Kentucky
6. Eastern Washington
7. McNeese State
8. Georgia Southern
9. Hampton
10. Florida A&M
11. Montana
12. Southern University
13. Stephen F. Austin
14. Jackson State
15. Appalachian State
16. Eastern Illinois
17. Hofstra
18. Cal Poly-SLO
19. Eastern Kentucky
20. Northeastern
21. Northwestern State
22. South Carolina State
23. Dayton
24. Bucknell
25. Liberty

28. Northern Iowa**NOV. 24**

1. Villanova
2. Western Illinois
3. Delaware
4. Eastern Washington
5. Western Kentucky
6. McNeese State
7. Hampton
8. Georgia Southern
9. Youngstown State
10. Florida A&M
11. Montana
12. Southern University
13. Jackson State
14. Hofstra
15. Eastern Kentucky
16. Cal Poly-SLO
17. Northwestern State
18. Stephen F. Austin
19. South Carolina State
20. Liberty
21. Eastern Illinois
22. Appalachian State
23. Dayton
24. Northeastern
25. Colgate
27. **Northern Iowa**

FINAL

1. Youngstown State
2. McNeese State
3. Delaware
4. Eastern Washington
5. Villanova
6. Western Illinois
7. Western Kentucky
8. Georgia Southern
9. Hampton
10. Florida A&M
11. Southern University
12. Montana
13. Jackson State
14. Hofstra
15. Eastern Kentucky
16. Cal Poly-SLO
17. Northwestern State
18. Stephen F. Austin
19. South Carolina State
20. Liberty
21. Eastern Illinois
22. Appalachian State
23. Dayton
24. Northeastern
25. Colgate
26. **Northern Iowa**

1984 (NCAA)

1. Alcorn State
2. Montana State
3. Rhode Island
4. Boston University
5. Indiana State
6. Mississippi Valley State
7. Middle Tennessee State
8. Eastern Kentucky
9. Louisiana Tech
10. Arkansas State
11. New Hampshire
12. Richmond
13. Murray State
14. Western Carolina
15. Holy Cross
16. Furman
17. Tennessee-Chattanooga
18. **Northern Iowa**
19. Delaware
20. McNeese State

1985 (NCAA)

1. Middle Tennessee State
 2. Furman
 3. Nevada-Reno
 4. **Northern Iowa**
 5. Idaho
 6. Arkansas State
 7. Rhode Island
 8. Grambling
 9. Georgia Southern
 10. Akron
 11. Eastern Washington
 12. Appalachian State
 13. Delaware State
 14. Louisiana Tech
 15. Jackson State
 16. William & Mary
 17. Murray State
 18. Richmond
 19. Eastern Kentucky
 20. Alcorn State
- (Highest Ranking: No. 4 two consecutive weeks in NCAA Poll)

1986 (NCAA)

Not Ranked in NCAA Poll
(Highest Ranking: No. 8 NCAA Poll Oct. 6)

1987 (NCAA)

1. Holy Cross
2. Appalachian State
3. Northeast Louisiana
4. **Northern Iowa**
5. Idaho
6. Georgia Southern
7. Eastern Kentucky
8. James Madison
9. Jackson State

10. Weber State
 11. Western Kentucky
 12. Arkansas State
 13. Maine
 14. Marshall
 15. Youngstown State
 16. North Texas State
 17. Richmond
 18. Howard
 19. Sam Houston State
 20. Delaware State
- (Highest Ranking: No. 4 NCAA Poll Sept. 28 and two consecutive weeks at end of season)

1988 (NCAA)

Not Ranked in NCAA Poll
(Highest Ranking: No. 8 in NCAA Preseason Poll)

1989 (NCAA)

1. Georgia Southern
 2. Furman
 3. Stephen F. Austin
 4. Holy Cross
 5. Idaho
 6. Montana
 7. Appalachian State
 8. Maine
 9. Southwest Missouri
 10. Middle Tennessee State
 11. William & Mary
 12. Eastern Kentucky
 13. Grambling
 14. Youngstown State
 15. Eastern Illinois
 16. Villanova
 17. Jackson State
 18. Connecticut
 19. Nevada-Reno
 20. **Northern Iowa**
- (Highest Ranking: No. 17 Oct. 30)

1990 (NCAA)

1. Middle Tennessee State
2. Youngstown State
3. Georgia Southern
4. Nevada
5. Eastern Kentucky
6. Southwest Missouri
7. William & Mary
8. Holy Cross
9. Massachusetts
10. Boise State
11. **Northern Iowa**
12. Furman
13. Idaho
14. Northeast Louisiana
15. The Citadel
16. Jackson State
17. Dartmouth

18. Central Florida
 19. New Hampshire
 20. North Carolina A&T
- (Highest Ranking: No. 10 Oct. 15)

1991 (NCAA)

1. Nevada
 2. Eastern Kentucky
 3. Holy Cross
 4. **Northern Iowa**
 5. Alabama State
 6. Delaware
 7. Villanova
 8. Marshall
 9. Middle Tennessee State
 10. Samford
 11. New Hampshire
 12. Sam Houston State
 13. Youngstown State
 14. Western Illinois
 15. Weber State
 16. James Madison
 17. Appalachian State
 18. Northeast Louisiana
 19. McNeese State
 20. The Citadel
- (Highest Ranking: No. 4 six consecutive weeks)

1992 (NCAA)

1. The Citadel
 2. Northeast Louisiana
 3. **Northern Iowa**
 4. Middle Tennessee State
 5. Idaho
 6. Marshall
 7. Youngstown State
 8. Delaware
 9. Samford
 10. Villanova
 11. McNeese State
 12. Eastern Kentucky
 13. William & Mary
 14. Eastern Washington
 15. Florida A&M
 16. Appalachian State
 17. North Carolina A&T
 18. Alcorn State
 19. Liberty
 20. Western Illinois
- (Highest Ranking: No. 1 five consecutive weeks Oct. 5-Nov. 2)

1993 (Sports Network)

1. Troy State
2. Georgia Southern
3. Montana
4. Northeast Louisiana
5. McNeese State
6. Boston University

7. Youngstown State
 8. Howard
 9. Marshall
 10. William & Mary
 11. Idaho
 12. Central Florida
 13. **Northern Iowa**
 14. Stephen F. Austin
 15. Southern University
 16. Pennsylvania
 17. Eastern Kentucky
 18. Delaware
 19. Western Kentucky
 20. Eastern Washington
 21. North Carolina A&T
 22. Tennessee Tech
 23. Alcorn State
 24. Towson State
 25. Massachusetts
- (Highest Ranking: No. 4 Preseason)

1994 (Sports Network)

1. Youngstown State
 2. Boise State
 3. Marshall
 4. Montana
 5. Eastern Kentucky
 6. McNeese State
 7. James Madison
 8. Idaho
 9. Appalachian State
 10. Boston University
 11. **Northern Iowa**
 12. Troy State
 13. New Hampshire
 14. Pennsylvania
 15. North Texas
 16. Middle Tennessee
 17. Grambling State
 18. Alcorn State
 19. William & Mary
 20. Central Florida
 21. Stephen F. Austin
 22. Hofstra
 23. South Carolina State
 24. Western Illinois
 25. Northern Arizona
- (Highest Ranking: No. 3 Sept. 5)

1995 (Sports Network)

1. Montana
2. Marshall
3. McNeese State
4. Stephen F. Austin
5. Appalachian State
6. Delaware
7. Troy State
8. Southern University
9. Murray State
10. Hofstra
11. Georgia Southern

12. Eastern Kentucky
 13. **Northern Iowa**
 14. Eastern Illinois
 15. James Madison
 16. Jackson State
 17. Florida A&M
 18. Idaho
 19. William & Mary
 20. Richmond
 21. Boise State
 22. Northern Arizona
 23. Connecticut
 24. Indiana State
 25. Middle Tennessee State
- (Highest Ranking: No. 11 two consecutive weeks Oct. 23-Oct. 30)

1996 (Sports Network)

1. Marshall
 2. Montana
 3. **Northern Iowa**
 4. Troy State
 5. William & Mary
 6. Murray State
 7. East Tennessee State
 8. Northern Arizona
 9. Furman
 10. Delaware
 11. Jackson State
 12. Villanova
 13. Western Illinois
 14. Florida A&M
 15. Nicholls State
 16. Eastern Illinois
 17. New Hampshire
 18. Youngstown State
 19. Dartmouth
 20. Howard
 21. Stephen F. Austin
 22. Appalachian State
 23. Southwest Missouri
 24. Dayton
 25. James Madison
- (Highest Ranking: No. 3, 2nd time, nine consecutive weeks Sept. 30-Final)

1997 (Sports Network)

Not Ranked in Sports Network Poll
(Highest Ranking: No. 3 in Sports Network Preseason Poll)

(Complete since 1990)

Team

Yr.	R	P	TO	SC	RD	PD	TD	SCDef	NP	PRet	KORet	TOMar
1997	58th	15th	22nd	T31st	102nd	95th	104th	101st	86th	26th	40th	T88th
1996	52nd	17th	13th	11th	78th	31st	67th	17th	41st	17th	3rd	2nd
1995	73rd	15th	30th	40th	28th	12th	T16th	13th	32nd	108th	9th	T50th
1994	81st	34th	58th	68th	34th	23rd	25th	19th	49th	71st	19th	T66th
1993	80th	15th	27th	T23rd	71st	6th	10th	25th	19th	8th	3rd	T87th
1992	66th	32nd	49th	14th	15th	41st	9th	6th	20th	2nd	28th	T25th
1991	37th	33rd	30th	10th	8th	11th	4th	8th	16th	17th	8th	T10th
1990	69th	12th	29th	17th	14th	25th	36th	T18th	11th	4th	2nd	T6th

Individual

Yr.	R	P	TO	Rec/G	RecYds/G	Int	P	PRet	KORet	FG	SC	APRun
1997	-	Fortney-44th	Fortney-16th	Furrey-T3rd	Furrey-4th	-	-	-	Talton-17th	Guzman-T38th	-	Furrey-20th
1996	Stovall-27th	Beard-2nd	Beard-14th	-	Ward-5th	Talton-T7th	-	-	Talton-2nd	Waller-T10th	Ward-T13th	Ward-45th
					Clayton-T30th	Dalton-T23rd					Waller-23rd	
											Stovall-T33rd	
1995	-	Berg-4th	Berg-35th	Ward-45th	Ward-1st	Talton-T13th	Urbanek-34th	-	Taylor-15th	Waller-T34th	Ward-T31st	Ward-43rd
						Easter-T28th						
1994	-	-	O'Donnell-41st	Ward-T29th	Ward-18th	-	Elsbernd-24th	-	-	Waller-2nd	Waller-T45th	-
1993	Stovall-35th	Warner-9th	Warner-24th	-	Mosley-25th	-	-	-	-	Obermeier-T28th	Stovall-T9th	-
1992	Corner-50th	Johnson-10th	Johnson-33rd	-	Shedd-16th	-	Mosley-5th	Shedd-3rd	Shedd-21st	Obermeier-2nd	Obermeier-14th	Shedd-T24th
											Shedd-9th	
1991	-	Johnson-7th	Johnson-34th	-	-	-	Mosley-18th	Shedd-18th	-	Mitchell-1st	Mitchell-6th	-
1990	-	Johnson-2nd	Johnson-13th	-	-	Beamon-T7th	Rush-26th	Shedd-2nd	Shedd-7th	Mitchell-1st	Mitchell-3rd	Shedd-12th

Key-

R-Rushing, P-Passing, TO-Total Offense, SC-Scoring Offense, RD-Rushing Defense, PD-Pass Efficiency Defense, TD-Total Defense, SCDef-Scoring Defense, NP-Net Punting, PRet-Punt Returns, KORet-Kickoff Returns, TOMar-Turnover Margin, Rec/G-Receptions Per Game, RecYds/G-Receiving Yards Per Game, Int-Interceptions, P-Punting, FG-Field Goals, APRun-All-Purpose Running, -None Ranked in Top 50

UNI'S NCAA 1-AA/ MISCELLANEOUS RECORDS

Highest Passing Efficiency Rating Points, Game (min. 25-44 att.)—283.3, Mike Smith vs. McNeese State, 1986
 Most Passing Yards Per Attempt, Season (min. 250-324 att.)—10.3, Mike Smith, 1986
 Most Passing Yards Per Attempt, Career (min 500-999 att.)—9.5, Jay Johnson, 1989-92
 Most Yards Gained Per Completion, Career (min. 350-999 att.)—17.8, Jay Johnson, 1989-92
 Highest Average Gain Per Reception, Season (min. 30-59 reaps.)—26.5, Dedric Ward, 1995
 Highest Average Gain Per Reception, Career (min. 125 reaps.)—22.0, Dedric Ward, 1993-96 (176 for 3,876)
 Most TDs Scored on Punt Returns, Career—7, Kenny Shedd, 1989-92
 Most TDs Scored on Punt Returns, Season—4 (Ties), Kenny Shedd, 1992 (27 returns)
 Gaining 1,000 Yards on Punt Returns and 1,000 Yards on Kickoff Returns, Career—Kenny Shedd, 1989-92 (1,081 on punts and 1,359 on kickoffs)
 Most TDs scored on Kick Returns, Career—7, (Ties) Kenny Shedd, 1989-92 (7 punts)
 Most Consecutive PATs Made, Career—121, Brian Mitchell, 1987, 1989-91
 Highest Percentage of PATs Made, Career (min. 120 att.)—99.2, Brian Mitchell, 1987, 1989-91 (130-131)
 Most Field Goals Made, Season—26 (Ties), Brian Mitchell, 1990
 Most Field Goals Made Per Game, Season—2.4 (Ties), Brian Mitchell, 1990
 Highest Percentage Field Goals Made, Season (min. 20 att.)—96.3, Brian Mitchell, 1990 (26-27)
 Consecutive Field Goals Made, Season—21, Brian Mitchell, 1990
 Consecutive Field Goals Made, Career—26, Brian Mitchell, 1990-91
 Highest Percentage of Field Goals Made, Under 40 Yards, Season (min. 15)—100.0 (Ties), Brian Mitchell, 1990 (23-23)
 Most Times Kicking Two or More Field Goals in a Game, Season—10, Brian Mitchell, 1991
 Most Times Kicking Three or More Field Goals in a Game, Season—7, Brian Mitchell, 1990
 Most Times Kicking Three or More Field Goals in a Game, Career—11, Brian Mitchell, 1987, 1989-91
 Longest Home Winning Streaks—25 (5th high), 1989-92; 23 (6th high), 1983-87
 Fewest Rushes Allowed, Game—11 (Ties), by Western Illinois, 1987
 Most Punt Returns, Game—12, UNI vs. Youngstown State, 1984
 Highest Average Gain Per Pass Attempt (min. 250-399 atts.)—10.7, 1996 (252-2,700)
 Longest Plays, Passing—99 (Ties), Jay Johnson to Kenny Shedd vs. Oklahoma State, 1990
 Longest Plays, Interception Returns—100 (Ties), Moses Airable vs. Western Illinois, 1985
 Longest Plays, Punt Returns—93 (Ties 6th high), Joe Fuller vs. Wisconsin-Whitewater, 1984
 Single-Game Rushing Yards—382 (T7th), Kelly Ellis vs. Western Illinois, 10-13-79
 Post-Graduate Scholarship Winners—Owen Dockter, 1981



Mike Furrey was tied for third in receptions per game, was fourth in receiving yards per game and was 20th in all-purpose running in 1-AA in 1997.

INDIVIDUAL

Rushing

Game: 160, Randy Schultz (Pecan Bowl), 1964
Longest Run: 68, Sylvester Brown (vs. Montana), 1994

Passing

Attempted: 62, Mike Smith (vs. Northeast Louisiana), 1987
Completed: 37, Mike Smith (vs. Northeast Louisiana), 1987
Intercepted: 6, Jay Johnson (vs. Boise State), 1990
Yardage: 418, Mike Smith (vs. Northeast Louisiana), 1987
TDs: 6, Mike Smith (vs. Northeast Louisiana), 1987
Longest Completion: 78, Mike Smith (vs. Arkansas State), 1987
Longest Scoring: 78, Mike Smith (vs. Arkansas State), 1987

Receiving

Caught: 12, Wes Anderson (vs. Northeast Louisiana), 1987
Longest: 78, Wes Anderson (vs. Arkansas State), 1987
Longest TD: 78, Wes Anderson (vs. Arkansas State), 1987
Most Yardage: 143, Scott Francke (vs. Georgia Southern), 1985
TD Catches: 3, Sherrod Howard (vs. Northeast Louisiana), 1987; Alonzo Clayton (vs. Murray State), 1995

Scoring

TDs: 3, Sherrod Howard (vs. Northeast Louisiana), 1987; Mike Schulte (vs. Weber State), 1991; Alonzo Clayton (vs. Murray State), 1995
PAT Attempts: 5, Danny Helmer (vs. Arkansas State), 1987; Brian Mitchell (vs. Weber State), 1991; Matt Waller (vs. Murray State), 1995
PATs Made: 5, Danny Helmer (vs. Arkansas State), 1987; Brian Mitchell (vs. Weber State), 1991; Matt Waller (vs. Murray State), 1995

Total Offense

Yards: 410, Mike Smith (vs. Northeast Louisiana), 1987

Miscellaneous

Longest KO Return: 97, Tyree Talton (vs. Eastern Illinois), 1996
Longest Punt Return: 58, Alonzo Clayton (vs. Marshall), 1996
Passes Intercepted: 2, Bruce Montgomery (Pecan Bowl), 1964; Todd Harrington (vs. Boston University), 1993
Longest Interception Return: 39, Bruce Montgomery (Pecan Bowl), 1964

TEAM

Rushing

No.: 71 (Pecan Bowl), 1964
Yards: 266 (vs. Weber State), 1991

Passing

Attempts: 62 (vs. Northeast Louisiana), 1987
Completions: 37 (vs. Northeast Louisiana), 1987
Interceptions: 6 (vs. Boise State), 1990
Yards: 418 (vs. Northeast Louisiana), 1987
TDs: 6 (vs. Northeast Louisiana), 1987

Total Offense

Plays: 107 (vs. Northeast Louisiana), 1987
Yards: 552 (vs. Georgia Southern), 1985

Defensive Records

Rushing by an Opponent

Plays: 60 (Eastern Illinois), 1996
Yards: 415 (Georgia Southern), 1985
TDs: 4 (Georgia Southern), 1985; (Marshall), 1996
Longest TD: 70 (Georgia Southern), 1985

Passing by an Opponent

Attempts: 51 (Montana), 1994; (Murray State), 1995
Completions: 38 (Montana), 1994
Interceptions: 4 (McNeese State), 1992
Yards: 436 (Montana), 1994
TDs: 5 (William & Mary), 1996
Longest TD: 80 (Pecan Bowl), 1964

Total Offense

Plays: 91 (Murray State), 1995
Yards: 590 (Murray State), 1995

Rushing — Least Against UNI

Plays: 23 (Eastern Washington), 1985
Yards: 18 (Montana), 1994

Passing — Least Against UNI

Attempts: 6 (Georgia Southern), 1985
Completions: 2 (Georgia Southern), 1985
Interceptions: 0 (Several)
TDs: 0 (Several)

Total Offense — Least Against UNI

Plays: 50 (Pecan Bowl), 1964
Yards: 164 (Western Kentucky), 1975

Scoring

Most Points: 44 (Northeast Louisiana), 1987
Least Points: 7 (McNeese State), 1992

MOST TIMES IN 1-AA PLAYOFFS

1. Eastern Kentucky	17
2. Jackson State	12
3. Idaho	11
4. Delaware	10
5. Northern Iowa	9
Georgia Southern	9

DIVISION 1-AA ALL-TIME WON-LOST RECORDS BY VICTORIES

Includes records as a senior college only, minimum of 20 seasons of competition. Bowl and playoff games are included and each tie game is computed as half won and half lost.

Team	Wins
Yale	785
Princeton	730
Harvard	720
Pennsylvania	716
Fordham	682
Dartmouth	620
Lafayette	581
Cornell	570
Delaware	545
Holy Cross	532
Lehigh	531
Dayton	513
Bucknell	504
Brown	500
Northern Iowa	498
Colgate	496
Butler	491
Drake	475
Villanova	470
Furman	459
William & Mary	456
Florida A&M	453
Middle Tennessee	453
Eastern Kentucky	451
Southern	449
Massachusetts	447
Tennessee State	438
Tennessee-Chattanooga	433
Hampton	430
Western Kentucky	427
New Hampshire	426
Virginia Military	426
Northwestern State	420
Appalachian State	419
Howard	416

Rushing Attempts—Game: 79 vs. North Dakota (1951)

Season: 624 (1976)

Fewest Rushes Allowed—11 vs. Western Illinois (1987)**Net Yards Rushing**—Game: 636 vs. Augustana (1951)

Season: 2,760 (1976)

TDs Scored Rushing—Game: 10 vs. Augustana (1951)

Season: 29 (1964)

First Downs Rushing—Game: 22 vs. Morgan State (1988); vs. Southern Illinois (1992) Season: 142 (1964)**Passes Attempted**—Game: 58 vs. Montana State (1986)

Season: 387 (1997)

Passes Completed—Game: 30 vs. Southwest Missouri State (1980)

Season: 221 (1981)

Passes Intercepted—Game: 7 vs. North Dakota (1970); vs. Montana State (1986)

Season: 31 (1970)

Net Yards Passing—Game: 429 vs. Montana State (1986)

Season: 3,426 (1986)

TDs Scored Passing—Game: 6 vs. McNeese State (1986)

Season: 29 (1986)

Consecutive Games With TD Pass—

16, 1980-82 (Steve Sandon, Larry Miller)

First Downs Passing—Game: 20 vs. Montana State (1986)

Season: 139 (1986)

Total Offense Attempts—Game: 103 vs. Western Illinois (1987)

Season: 872 (1985)

Net Yards Total Offense—Game: 726 vs. Evansville (1980)

Season: 5,213 (1986)

Total First Downs—Game: 33 vs. Augustana (1977); vs. Western Illinois (1987)

Season: 254 (1986)

Most Victories, Season—10 (1985, 1991, 1997, 1996)**Most Consecutive Wins (Reg. Season)**—16 (1991-92)**Consecutive Conference Wins**—

31 (North Central Conference), Nov. 4, 1939-Oct. 8, 1949

Most All-Time Consecutive Wins Over an Opponent in a Series—

9, vs. Augustana (SD) (1947-55, 1960-68); vs. Morningside (1959-67); vs. North Dakota (1947-55); vs. South Dakota State (1964-72)

Most Consecutive CURRENT Wins Over an Opponent in a Series—

8, vs. Southwest Missouri State

All-Time Home Winning Streak in Regular-Season Games—

29, Sept. 23, 1989-Sept. 17, 1994

Most Losses, Season—9 (1978)**Most Consecutive Losses**—7 (1916, 1968-69)**Most Ties, Season**—3 (1928, 1937)**Consecutive 1-AA Poll Rankings**—96, Sept. 24, 1990-Nov. 9, 1997**Points Scored**—Game: 82 vs. Wisconsin-Platteville (1915, 82-0)

Season: 384 (1996, 11 games)

Points Scored Against—Game: 95 vs. Iowa State (1914, 95-0)

Season: 339 (1987, 11 games)

Most Points Scored, Second Half—49 vs. Wisconsin-Whitewater (1984)**Most Field Goals Made Per Game**—2.4 (1990, 26 made)**Fumbles in a Game**—9 vs. Southern Illinois (1983)**Fumbles Lost in a Game**—6 vs. Southern Illinois (1983)**Interceptions Made**—Game: 7 vs. South Dakota (1960)

Season: 27 (1975)

Most Punt Returns, Game—12 vs. Youngstown State (1984)

ALL-TIME RUSHING LEADERS

Game

1. Kelly Ellis vs. Western Illinois, 1979	382
2. Steve Harris vs. NW Missouri St., 1984	275
3. Tank Corner vs. Southern Illinois, 1992	254
4. Randy Schultz vs. South Dakota St., 1963	253
5. Jeff Stovall vs. Southern Illinois, 1996	248
6. Chris Miliner vs. Evansville, 1980	221
7. Wes Anderson vs. Wayne State, 1988	219
8. Dan Boals vs. North Dakota, 1961	208
9. Chris Miliner vs. Arkansas Tech, 1980	205
10. Carl Boyd vs. Delaware State, 1985	203
11. Carl Boyd vs. Eastern Illinois, 1987	195

1,000-YARD RUSHERS (Since 1949.**Includes playoff games)**

1. 1,258, Carl Boyd (1985)
2. 1,223, Carl Boyd (1987)
3. 1,191, Jeff Stovall (1993)
4. 1,131, Steve Harris (1984)
5. 1,105, Jeff Stovall (1996)
6. 1,104, Tom Scalissi (1975)
7. 1,093, Kelly Ellis (1979)
8. 1,072, Randy Schultz (1964)
9. 1,039, Dan Boals (1962)
10. 1,013, Pat Batten (1974)
11. 1,010, Neal Moses (1976)
12. 1,003, Dan Boals (1961)

HIGHEST SCORING GAMES (Both Teams)

Pts.	Opponent	Yr.	W/L	Score
137	Coe	1899	L	57-80
96	Evansville	1980	W	63-33
95	Iowa	1914	L	0-95
93	McNeese St.	1986	W	55-38
88	Youngstown St.	1981	W	45-43
87	Wyoming	1993	L	42-45
86	Southern Utah	1997	W	53-33
84	Illinois State	1997	W	50-34
82	UW-Platteville	1915	W	82-0
81	Iowa Training	1904	W	76-5
81	South Dakota St.	1952	W	47-34
80	Upper Iowa	1900	L	12-68
80	UW-Whitewater	1984	W	73-7
78	Nevada-Las Vegas	1975	L	30-48
77	Wayne St. (NE)	1988	W	77-0
77	Iowa St.	1987	L	38-39
76	Youngstown St.	1985	W	50-26
75	Coe	1904	W	75-0
74	Augustana	1951	W	67-7
73	Morgan St.	1988	W	59-14
73	Idaho	1981	L	14-59
71	Dubuque	1919	W	71-0
71	South Dakota St.	1953	L	19-52
71	Montana St.	1986	L	25-46
70	NE Missouri St.	1956	W	44-26
70	Western Kentucky	1991	W	49-21
70	Indiana State	1991	W	49-21

MARGINS OF DEFEAT

Mar.	Opponent	Year	Score
95	Iowa	1914	0-95
68	Iowa	1900	0-68
66	Iowa	1997	0-66
58	North Dakota St.	1977	0-58
58	Iowa	1902	5-63
56	Upper Iowa	1900	12-68
52	Iowa St.	1902	0-52
50	Drake	1900	0-50
49	Coe	1918	3-52
49	Pitt	1988	10-59
47	Drake	1945	6-53
45	Idaho	1981	14-59
42	Lennox	1896	0-42
42	Iowa	1913	3-45
42	North Dakota St.	1972	0-42

MARGINS OF VICTORY

Mar.	Opponent	Year	Score
82	UW-Platteville	1915	82-0
77	Wayne St. (NE)	1988	77-0
75	Coe	1904	75-0
71	Iowa Training	1904	76-5
71	Dubuque	1919	71-0
66	UW-Whitewater	1984	73-7
63	Lennox	1910	63-0
56	Waterloo HS	1897	56-0
56	Ellsworth JC	1921	56-0
55	Lennox	1903	55-0
54	Fairbank HS	1908	54-0
51	Ellsworth JC	1919	51-0

50	Augustana	1954	50-0
50	Morgan St.	1991	56-6
49	Augustana	1949	49-0
49	Augustana	1964	49-0
48	Moorhead State	1993	48-0
48	Nebraska-Omaha	1942	48-0
48	Iowa Wesleyan	1924	54-6
47	Augustana	1952	47-0
46	Drake	1946	46-0
46	Montana St.	1987	53-7
45	Western Illinois	1987	52-7
45	Simpson	1940	52-7
45	North Dakota St.	1941	51-6
45	Morgan St.	1988	59-14
45	Lock Haven	1995	55-10
45	Winona St.	1995	48-3

TOP ATTENDANCE FIGURES (Since 1976)**In the UNI-Dome**

- 16,324 vs. Southwest Missouri St. (1990); vs. Idaho (1992); vs. Southwest Missouri St. (1992); vs. Southern Illinois (1993); vs. McNeese State (1994); vs. Illinois State (1994); vs. Idaho (1995)
- 15,476 vs. Western Illinois (1996)
- 15,429 vs. Indiana State (1991)
- 15,383 vs. Western Illinois (1994)
- 15,100 vs. North Dakota St. (1976)
- 15,086 vs. Illinois St. (1992)
- 14,920 vs. Indiana St. (1988)
- 14,727 vs. Southwest Missouri St. (1996)
- 14,692 vs. McNeese St. (1996)
- 14,689 vs. Illinois St. (1990)
- 14,552 vs. Western Illinois (1992)
- 14,522 vs. Illinois State (1996)
- 14,431 vs. Indiana State (1993)

On the Road

- 70,397 at Iowa (1995)
- 66,325 at Iowa (1997)
- 50,120 at Minnesota (1987)
- 46,515 at Iowa St. (1987)
- 46,219 at Iowa St. (1988)
- 45,647 at Iowa St. (1990)
- 40,646 at Iowa St. (1992)
- 40,294 at Iowa St. (1994)
- 40,122 at Iowa St. (1996)
- 36,300 at Oklahoma St. (1990)
- 35,755 at Pittsburgh (1988)
- 28,820 at Kansas St. (1986)
- 28,275 at Kansas St. (1989)
- 19,572 at McNeese St. (1993)

Overall

- 70,397 at Iowa (1995)
- 66,325 at Iowa (1997)
- 50,120 at Minnesota (1987)
- 46,515 at Iowa St. (1987)
- 46,219 at Iowa St. (1988)
- 45,647 at Iowa St. (1990)
- 40,646 at Iowa St. (1992)
- 40,295 at Iowa St. (1994)
- 40,122 at Iowa St. (1996)
- 36,300 at Oklahoma St. (1990)
- 35,755 at Pittsburgh (1988)
- 28,820 at Kansas St. (1986)
- 28,275 at Kansas St. (1989)
- 19,572 at McNeese St. (1993)

RUSHING Attempted—

Game: 47, Steve Harris vs. Northwest Missouri St. (1984)

Season: 275, Steve Harris (1984)

Career: 750, Jeff Stovall (1993-96)

Yards Gained Rushing—

Game: 382, Kelly Ellis vs. Western Illinois (1979)**

Season: 1,131, Steve Harris (1984)

Career: 3,452, Jeff Stovall (1993-96)

Rushing TDs—

Game: 4, Art Landau vs. Morningside (1953);

Randy Schultz vs. South Dakota (1965); Terry

Allen vs. Nebraska-Omaha (1976); Kelly Ellis vs.

South Dakota (1977); Terry Allen vs. North

Dakota (1978)

Season: 16, Jeff Stovall (1993)

Career: 43, Jeff Stovall (1993-96)

Longest TD Run—

98, Arnold Paulsen vs. Augustana (1951)

Longest Running Play from Scrimmage—

98, Arnold Paulsen vs. Augustana (1951)

PASSING Attempted—

Game: 46, Phil Schooley vs. Morningside (1968)

Season: 367, Steve Sandon (1981)

Career: 943, Mike Smith (1984-87)

Consecutive Games with TD Pass—

Individual: 13, Steve Sandon (1980-81)

Longest TD Pass—

99, Jay Johnson to Kenny Shedd (vs. Oklahoma State, 1990)

TD Passes Thrown—

Game: 6, Mike Smith vs. McNeese State (1986)

Season: 27, Mike Smith (1986)

Career: 58, Mike Smith (1984-87)

Passes Had Intercepted—

Game: 6, Al Wichtendahl vs. Augustana (1970)

Season: 26, Steve Sandon (1981)

Career: 60, Steve Sandon (1978-81)

Yards Gained Passing—

Game: 413, Mike Smith vs. McNeese State (1986)

Season: 3,125, Mike Smith (1986)

Career: 8,219, Mike Smith (1984-87)

Most Yards Passing as—

Freshman: 726, Mike Smith (1984)

Sophomore: 2,894, Mike Smith (1985)

Junior: 3,125, Mike Smith (1986)

Senior: 2,700, Steve Sandon (1981)

TOTAL OFFENSE

Total Attempts—

Game: 54, Steve Sandon vs. Eastern Illinois (1980)

Season: 411, Shane Fortney (1997)

Career: 1,163, Mike Smith (1984-87)

Yards Gained —

Game: 448, Mike Smith vs. McNeese State (1986)

Season: 3,114, Mike Smith (1986)

Career: 8,145, Mike Smith (1984-87)

RECEPTIONS

Passes Caught—

Game: 12, Dick Beetsch vs. Drake (1953)

Season: 82, Mike Furrey (1997)

Career: 176, Dedric Ward (1993-96)

Yards Gained Passes Caught—

Game: 247, Dedric Ward vs. Illinois State (1996)

Season: 1,291, Mike Furrey (1997)

Career: 3,876, Dedric Ward (1993-96)

Longest Reception—

99, Jay Johnson to Kenny Shedd (1990, vs. Oklahoma State)

TD Passes Caught—

Game: 4, Dick Beetsch vs. South Dakota (1954);

Dedric Ward vs. Western Illinois (1995)

Season: 15, Ken Harvey (1981)

Career: 41, Dedric Ward (1993-96)

Consecutive Games Reception TDs—

7, Dedric Ward (1994-95)

SCORING

TDs Scored—

Game: 4, Randy Schultz vs. South Dakota

(1965); Dick Beetsch vs. South Dakota (1954);

Art Landau vs. Morningside (1953); Terry Allen

vs. Nebraska-Omaha (1976); Kelly Ellis vs. South

Dakota (1977); Terry Allen vs. North Dakota

(1978); Dedric Ward vs. Western Illinois (1995)

Season: 17, Jeff Stovall (1993)

Career: 44, Jeff Stovall (1993-96)

PATs Scored—

Game: 11, Doug Jackson vs. Wayne State (1988)

Season: 40, Brian Mitchell (1991)

Career: 101, Brian Mitchell (1989-91)

Consecutive PATs Scored—

101, Brian Mitchell (1989-91)

Points Scored—

Game: 24, Randy Schultz vs. South Dakota

(1965); Dick Beetsch vs. South Dakota (1954);

Art Landau vs. Morningside (1953); Terry Allen

vs. Nebraska-Omaha (1976), vs. North Dakota

(1978); Kelly Ellis vs. South Dakota State (1977);

Dedric Ward vs. Western Illinois (1995)

Season: 109, Brian Mitchell (1990)

Career: 278, Brian Mitchell (1989-91)

Consecutive Games Scoring Points—

33, Brian Mitchell (1989-91)

Most Points Scored by a Kicker—

Game: 18, Brian Mitchell (vs. Idaho, 1991)

Season: 109, Brian Mitchell (1990)

Career: 278, Brian Mitchell (1989-91)

Most Points Scored by Kicking Per Game, Season—

9.9, Brian Mitchell (1990)**

FIELD GOALS

Longest Field Goal—

57, Brian Mitchell (Illinois State, 1991)

Field Goals Attempted—

Game: 5, Gene Dietrich vs. South Dakota (1971);

Brian Mitchell vs. Idaho (1991)

Season: 30, Mike Molstead (1984)

Field Goals Made—

Game: 5, Brian Mitchell vs. Idaho (1991)

Season: 26, Brian Mitchell (1990)**

Career: 59, Brian Mitchell (1989-91)

Consecutive Field Goals Made—

Season: 21, Brian Mitchell (1990)**

Career: 26, Brian Mitchell (1990-91)

Highest Percentage Field Goals Made, Season—

.96, Brian Mitchell (1990)**

Highest Percentage Field Goals Made Under 40 Yards, Season—

100, Brian Mitchell (1990)**; Scott Obermeier

(1992)

Most Times Kicking Three Field Goals in a Game, Season—

7, Brian Mitchell (1990)**

Most Times Kicking Two or More Field Goals in a Game, Season—

10, Brian Mitchell (1990)**

PUNTING

Punting Average—

Game: 51.0, Clay Netusil vs. Central Missouri State (1984)

Season: 43.1, Mike Johnson (1983); Clay Netusil

(1986)

Most Punts—

Game: 13, Clay Netusil vs. Youngstown State (1984)

Season: 79, Mike Johnson (1982)

Career: 207, Mike Johnson (1980-83)

Most Punt Yardage—

Season: 3,000, Mike Johnson (1982)

Career: 8,169, Mike Johnson (1980-83)

Longest Punt—

76, Tim Mosley vs. Indiana State (1992)

RETURNS

Pass Interceptions—

Game: 3, Nelson Converse vs. Morningside

(1972); Randy Junkman vs. Augustana (1971);

Lynn King vs. Augustana (1966); Bruce

Montgomery vs. North Dakota (1964); Dave Cox

vs. South Dakota (1960); Leo Kagan vs.

Northeast Missouri State (1939); Nick Maragos

vs. Morningside (1975); Mike Smiley vs. Eastern

Illinois (1979); Tyree Talton vs. Iowa (1995)

Season: 8, Bill Smith (1967); Willie Beamon

(1990)

Career: 20, Mike Woodley (1970-73)

Yards, Intercepted Passes—

Game: 110, Willie Beamon (vs. Eastern Illinois, 1989)

Season: 169, Tyree Talton (1996)

Career: 257, Joe Fuller (1982-85)

Longest Interception Return—

100, Moses Aimable (vs. Western Illinois, 1985)

Longest Kickoff Return—

100, Ben McCabe vs. Coe (1939-TD); Craig

Nordlie vs. Drake (1981-TD)

Most Kickoff Return Yards—

Game: 197, Tyree Talton (vs. Iowa State, 1996)

Season: 835, Wes Anderson (1988)

Career: 1,394, Tyree Talton (1995-97)

Longest Punt Return—

93, Joe Fuller vs. Wisconsin-Whitewater (1984)

Most Punt Return Yards—

Game: 131, Milo Popovic (vs. Wayne State, 1988)

Season: 525, Milo Popovic (1989)

Career: 1,072, Kenny Shedd (1989-92)

**Led nation in category

(S I N C E 1 9 5 4)

OFFENSE

YEAR	RUSHING YARDS	RUSH Y/GAME	PASSING YARDS	PASS Y/GAME	TOTAL YARDS
1997	1581	143.7	2881	261.9	4462
1996	2038	145.6	3607	257.6	5645
1995	1715	131.9	3223	247.9	4938
1994	1804	150.3	2525	210.4	4329
1993	1986	136.3	3116	259.7	4751
1992	2148	123.8	3006	214.7	4739
1991	2256	173.5	2728	209.9	4984
1990	1217	101.4	3070	255.8	4287
1989	1259	114.5	2163	196.6	3422
1988	2538	204.0	1702	154.7	3946
1987	2340	167.1	3661	261.5	6001
1986	1787	162.5	3426	311.5	5213
1985	2622	201.7	3205	246.5	5827
1984	1583	143.9	2714	246.7	4297
1983	1210	110.0	2231	202.8	3441
1982	1243	113.0	1915	174.1	3158
1981	964	87.6	2710	246.4	3674
1980	1649	149.9	2904	264.0	4553
1979	1795	163.2	820	74.5	2615
1978	1751	159.2	1289	117.2	3040
1977	2463	223.9	1317	119.7	3780
1976	2760	250.9	1131	102.8	3891
1975	2366	197.2	1793	149.4	4159
1974	2250	225.0	1750	175.0	4000
1973	1794	179.4	1303	130.3	3097
1972	1728	172.8	867	86.7	2595
1971	781	86.8	850	94.4	1643
1970	1048	104.8	992	99.2	2040
1969	1463	146.3	1905	190.5	3368
1968	1553	155.3	1800	180.0	3353
1967	1530	153.0	1226	122.6	2756
1966	1262	140.2	1097	121.9	2359
1965	1478	164.2	789	87.7	2267
1964	2632	239.3	960	87.3	3592
1963	2077	230.8	655	72.8	2732
1962	2260	251.1	511	56.8	2771
1961	2276	252.9	791	87.9	3067
1960	1979	197.9	1222	122.2	3201
1959	2027	225.2	548	60.9	2575
1958	1400	155.6	856	95.1	2256
1957	2064	258.0	366	45.8	2430
1956	2054	256.8	467	58.4	2521
1955	2202	244.7	680	75.6	2882
1954	1414	176.8	1649	206.1	3063

DEFENSE

YEAR	RUSHING YARDS	RUSH Y/GAME	PASSING YARDS	PASS Y/GAME	TOTAL YARDS
1997	2212	201.1	2298	208.9	4510
1996	2560	182.9	2488	177.7	5048
1995	1845	141.9	2281	175.5	4126
1994	1526	127.2	2212	184.3	3738
1993	2388	162.4	1661	138.4	3610
1992	2282	122.6	2171	155.1	3887
1991	1967	113.6	2095	161.2	3572
1990	1912	122.0	2496	208.0	3960
1989	1984	145.4	1643	149.4	3242
1988	1639	115.5	1937	176.1	3207
1987	2522	180.1	2456	175.4	4978
1986	1372	124.7	2021	183.7	3393
1985	1464	112.6	2612	200.9	4076
1984	704	64.0	2063	187.5	2767
1983	1346	122.4	1874	170.4	3220
1982	1673	152.1	2089	189.9	3762
1981	2371	215.5	1699	154.5	4070
1980	1137	103.4	1742	158.4	2879
1979	1748	158.9	1701	154.6	3449
1978	2352	213.8	1604	145.8	3956
1977	2335	212.3	1802	163.8	4137
1976	1314	119.5	1954	177.6	3793
1975	2296	191.3	1235	102.9	3531
1974	2653	265.3	1046	104.6	3699
1973	1845	184.5	1003	100.3	2848
1972	1731	173.1	1562	156.2	3293
1971	1258	139.8	797	88.6	2103
1970	2203	220.3	1337	133.7	3540
1969	2062	206.2	1202	120.2	3264
1968	1591	159.1	1135	113.5	2726
1967	1209	120.9	1100	110.0	2309
1966	1473	163.7	1074	119.3	2547
1965	1069	118.8	1067	118.6	2136
1964	888	80.7	985	89.5	1873
1963	1351	150.1	667	74.1	2018
1962	960	106.7	913	101.4	1873
1962	1027	114.1	763	84.8	1790
1962	1445	144.5	806	80.6	2251
1959	1305	145.0	733	81.4	2038
1958	1768	196.4	452	50.2	2220
1957	1466	183.3	883	110.4	2340
1956	1401	175.1	852	106.5	2253
1955	1493	165.9	581	64.6	2074
1954	1372	171.5	759	94.9	2131



Scalissi



Allen

RUSHING (1949-1997)

YEAR	PLAYER	ATT.	YDS.	AVG.	TD
1997	Terry Hollimon	200	864	4.3	10
1996	Jeff Stovall	258	1105	4.3	15
1995	Jeff Stovall	173	716	4.1	7
1994	Jeff Stovall	176	823	4.7	8
1993	Jeff Stovall	266	1191	4.5	16
1992	Tank Corner	240	903	3.8	6
1991	Tank Corner	172	873	5.1	5
1990	Mike Schulte	151	642	4.3	0
1989	Steve Hougom	152	618	4.1	4
1988	Woody Wright	159	599	3.8	4
1987	Carl Boyd	253	1223	4.8	12
1986	Errol Peebles	147	747	5.1	6
1985	Carl Boyd	288	1258	4.4	17
1984	Steve Harris	275	1131	4.1	9
1983	Chris Miliner	134	530	4.0	7
1982	Chris Miliner	115	455	4.0	3
1981	Davey Lewis	176	654	3.7	5
1980	Chris Miliner	163	899	5.5	5
1979	Kelly Ellis	228	1093	4.8	3
1978	Kelly Ellis	189	742	3.9	4
1977	Kelly Ellis	157	853	5.4	10
1976	Neal Moses	167	1010	6.0	6
1975	Tom Scalissi	241	1104	4.6	6
1974	Pat Batten	184	1013	5.5	12
1973	Pat Batten	133	645	4.9	0
1972	Scott Swartzendruber	144	547	3.8	7
1971	Jerry Roling	160	388	2.2	5
1970	Roger Jones	127	404	3.2	5
1969	Roger Jones	160	676	4.2	5
1968	Dennis Kettner	186	826	4.4	8
1967	Ralph Thomsen	186	776	4.1	8
1966	Terry Fox	140	620	4.4	X
1965	Randy Schultz	210	909	4.3	X
1964	Randy Schultz	236	1072	4.5	X
1963	Randy Schultz	142	827	5.8	X
1962	Dan Boals	182	1039	5.7	X
1961	Dan Boals	162	1003	6.2	X
1960	Warren Hansen	124	602	4.9	X
1959	Max Huffman	93	489	5.3	X
1958	Max Huffman	66	400	6.1	X
1957	Lew Roberts	96	514	5.4	X
1956	Ron Brinkley	129	626	4.8	X
1955	Larry Bitcon	138	639	4.6	X
1954	Larry Bitcon	65	301	4.6	X
1953	Arthur Landau	157	676	4.3	X
1951	Leland Crew	71	418	5.9	X
1950	Bud Fisher	132	873	6.6	X
1949	Bud Rainbow	99	361	3.7	X

PASSING (1949-1997)

YEAR	PLAYER	ATT.	COM.	YDS.	INT.	TD
1997	Shane Fortney	349	180	2558	12	16
1996	Steve Beard	360	197	3433	12	26
1995	Chris Berg	258	146	2751	8	23
1994	Brett O'Donnell	325	177	2417	12	12
1993	Kurt Warner	296	173	2747	14	17
1992	Jay Johnson	336	175	2937	14	23
1991	Jay Johnson	290	159	2399	7	20
1990	Jay Johnson	320	163	2929	13	15
1989	Ken Macklin	255	139	2046	15	15
1988	Ken Macklin	217	116	1415	11	5
1987	Mike Smith	386	228	2859	15	23
1986	Mike Smith	303	190	3125	16	27
1985	Mike Smith	358	205	2894	15	18
1984	Larry Miller	276	147	1988	12	18
1983	Larry Miller	287	145	1862	15	10
1982	Larry Miller	257	142	1767	9	12
1981	Steve Sandon	367	219	2700	26	24
1980	Steve Sandon	334	186	2761	19	22
1979	Steve Sandon	168	79	797	13	2
1978	Terry Allen	211	79	1113	18	12
1977	Terry Allen	115	50	970	7	5
1976	Terry Allen	188	83	1119	12	8
1975	Bill Salmon	236	111	1773	12	18
1974	Bill Salmon	180	80	1699	9	11
1973	Bill Salmon	140	50	963	14	5
1972	Jim O'Donnell	84	32	460	10	4
1971	Al Wichtendahl	175	66	774	8	5
1970	Gary Weber	113	41	578	11	3
1969	Bill Raun	290	128	1818	23	10
1968	Phil Schooley	301	148	1745	12	12
1967	Phil Schooley	261	112	1193	11	5
1966	Ed Mulholland	115	47	537	6	1
1965	Dick Olin	108	45	705	8	6
1964	Rich Oliphant	91	59	893	5	6
1963	Rich Oliphant	60	28	302	1	3
	Dick Lange	66	25	315	7	0
1962	Dave Cox	83	43	464	7	4
1961	Dave Cox	99	47	738	7	14
1960	Jerry Morgan	160	72	1130	5	10
1959	Jerry Morgan	41	15	273	6	2
	Jim Damron	50	16	240	7	1
1958	Jim Damron	116	45	663	5	5
1957	Tom Murphy	30	14	232	2	2
1956	Ron Brinkley	70	30	400	5	6
1955	Ollie Isaak	86	39	632	2	7
1954	Ralph Capitani	173	81	1358	12	10
1953	Ralph Capitani	208	97	1444	15	13
1951	Bud Rainbow	35	13	316	9	1
1950	Bud Rainbow	75	34	507	10	2
1949	Bud Rainbow	39	18	352	2	3



HARVEY

RECEIVING (by receptions) (1949-1997)

YEAR	PLAYER	NO.	YDS.	AVG.	TD
1997	Mike Furrey	82	1291	15.7	7
1996	Dedric Ward	70	1556	22.2	17
1995	Dedric Ward	50	1283	25.7	15
1994	Dedric Ward	60	1083	18.1	9
1993	Tim Mosley	47	956	20.3	9
1992	Chris Nuss	44	547	12.4	5
1991	Mike Schulte	35	333	9.5	3
1990	Chris Nuss	31	502	16.2	2
1989	Milo Popovic	36	526	14.6	9
1988	Woody Wright	40	447	11.2	3
1987	Wes Anderson	71	791	11.1	5
1986	Carl Boyd	52	893	17.2	5
1985	Scott Francke	50	810	16.2	5
1984	Martin Bruder	41	662	16.1	6
1983	James Hutchings	43	580	13.5	1
1982	Darryl Goree	25	478	19.1	4
1981	Ken Harvey	78	1161	14.9	15
1980	Ken Harvey	51	935	18.3	6
1979	Kenny McNeail	29	330	11.4	1
1978	Ron Hadley	25	358	14.3	0
1977	Mark Hendrickson	22	334	15.2	1
1976	Rick Ver Huel	34	459	13.5	4
1975	Dave Schooley	43	814	18.9	11
1974	Dave Schooley	35	892	15.5	9
1973	Dave Schooley	22	483	22.0	4
1972	Bruce Dinnebie	12	186	15.5	0
1971	Larry Skartvedt	35	469	13.4	3
1970	Larry Skartvedt	30	488	16.3	2
1969	Randy Ruisch	39	455	11.4	2
1968	Marv Johnson	48	586	12.2	7
1967	Marv Johnson	32	403	12.5	1
1966	Terry Fox	30	439	14.6	3
1965	Ted McPherson	16	228	14.2	1
1964	Del Hammond	17	242	14.2	2
1963	Larry Thompson	22	221	10.0	1
1962	Larry Thompson	13	142	10.9	1
1961	Howard Becker	16	299	18.6	4
1960	John Raffensperger	23	378	16.4	2
1959	Greg Bice	7	135	19.2	X
	Dean Hartman	7	122	17.4	X
1958	Bobby Hahn	18	202	11.2	2
1957	Lew Roberts	5	132	26.4	1
1956	Larry Sabus	7	80	11.4	2
1955	Dick Beetsch	15	342	22.8	6
1954	Dick Beetsch	40	741	18.5	11
1953	Dick Beetsch	54	837	15.5	9
1951	Leland Crew	6	198	33.0	1
1950	Don Prior	13	189	14.5	0
1949	Stan Brown	9	261	29.0	3



DIETRICH

SCORING (1949-1997)

YEAR	PLAYER	TD	PAT	FG	PTS.
1997	Terry Hollimon	10	0	0	60
1996	Dedric Ward	19	0	0	114
1995	Dedric Ward	15	0	0	90
1994	Matt Waller	0	24	17	75
1993	Jeff Stovall	17	0	0	102
1992	Scott Obermeier	0	43	18	97
1991	Brian Mitchell	0	46	22	112
1990	Brian Mitchell	0	31	27	112
1989	Brian Mitchell	0	30	14	72
1988	Doug Jackson	0	31	9	58
1987	Carl Boyd	18	0	0	108
1986	Brian Baker	10	2	0	62
1985	Carl Boyd	19	2	0	116
1984	Mike Molstead	0	36	17	87
1983	Mike Molstead	0	17	15	62
1982	Steve Schonert	0	39	13	78
1981	Ken Harvey	15	2	0	92
1980	Steve Schonert	0	39	13	78
1979	Mark Fullbright	8	2	0	50
1978	Terry Allen	10	0	0	60
1977	Kelly Ellis	10	0	0	60
1976	Terry Allen	14	0	0	84
1975	Dave Schooley	11	2	0	68
1974	Pat Batten	12	0	0	72
1973	Dave Hodam	6	0	0	36
1972	Scott Swartzendruber	7	2	0	44
1971	Jerry Roling	5	0	0	30
1970	Gene Dietrich	0	10	7	31
1969	Gene Dietrich	0	22	6	40
1968	Dennis Kettner	8	2	0	50
1967	Ralph Thomsen	8	0	0	48
1966	Terry Fox	5	0	0	30
1965	Randy Schultz	10	0	0	60
1964	Bruce Montgomery	13	0	0	78
1963	Larry Thompson	7	12	2	60
1962	Dan Boals	12	18	0	90
1961	Dan Boals	10	19	0	79
1960	Warren Hansen	8	0	0	48
1959	Allee Nowden	5	2	0	32
1958	Max Huffman	5	10	0	40
1957	Lew Roberts	8	0	0	48
1956	Pat Halligan	7	0	0	42
1955	Larry Bitcon	12	0	0	72
1954	Dick Beetsch	11	0	0	66
1953	Arthur Landau	14	0	0	84
1951	Pat Halligan	6	0	0	36
1950	Bud Rainbow	9	0	0	54
1949	Paul DeVan	7	0	0	42



SCHONERT

KICK-SCORING (1949-1997)

YEAR	PLAYER	PAT	FG	PTS.
1997	Julio Guzman	25-34	9-15	52
1996	Matt Waller	50-53	17-24	101
1995	Matt Waller	30-34	10-20	60
1994	Matt Waller	24-26	17-27	75
1993	Scott Obermeier	35-39	12-21	71
1992	Scott Obermeier	43-44	18-23	97
1991	Brian Mitchell	46-46	22-28	112
1990	Brian Mitchell	31-31	27-28	112
1989	Brian Mitchell	30-30	14-19	72
1988	Doug Jackson	31-32	9-13	58
1987	Kevin Mote	30-31	6-8	48
1986	Kevin Mote	22-25	7-12	43
1985	Mike Angell	29-33	15-22	74
1984	Mike Molstead	36-38	17-30	87
1983	Mike Molstead	17-22	15-21	62
1982	Steve Schonert	19-20	7-14	40
1981	Steve Schonert	29-32	6-13	47
1980	Steve Schonert	39-40	13-20	78
1979	Terry Lang	17-18	7-8	38
1978	Terry Lang	17-18	7-8	38
1977	Mark Whitver	21-24	3-4	30
1976	Mark Whitver	26-31	6-8	44
1975	Jim Fransen	33-35	3-6	42
1974	Kriss Smith	30-34	2-8	36
1973	Kriss Smith	15-16	5-11	30
1972	Herb McNeil	9-10	0-2	9
1971	Gene Dietrich	10-10	4-15	22
1970	Gene Dietrich	10-12	7-10	31
1969	Gene Dietrich	22-X	6-12	40
1968	Dick Klautdt	22-X	1-X	25
1967	Bill Kovacevich	12-X	6-X	30
1966	Jerry Malloy	5-X	4-X	17
1965	Doug Korver	20-23	0-0	20
1964	Sid Sickles	15-X	1-X	18
1963	Larry Thompson	10-X	2-X	16
1962	Dan Boals	18-X	0-0	18
1961	Dan Boals	19-X	0	19
1960	Jerry Morgan	17-X	0	17
1955	Frank Sovich	18-33	0	18
1954	Larry Bitcon	12-21	0	12
1953	James Wachenheim	22-X	0	22
1951	James Wachenheim	18-26	0	18
1950	Don Prior	11-X	0	11
1949	Dick Skain	20-X	0	20



ELLIS

TOTAL OFFENSE (1949-1997)

YEAR	PLAYER	PLAYS	RUSH	PASS	TOTAL
1997	Shane Fortney	411	97	2558	2655
1996	Steve Beard	409	-30	3433	3403

1995	Chris Berg	328	-231	2751	2520
1994	Brett O'Donnell	385	-68	2417	2349
1993	Kurt Warner	354	-144	2747	2603
1992	Jay Johnson	406	-155	2937	2782
1991	Jay Johnson	367	-16	2399	2383
1990	Jay Johnson	390	-192	2929	2737
1989	Ken Macklin	327	-218	2046	1828
1988	Ken Macklin	286	33	1415	1448
1987	Mike Smith	465	-104	2859	2755
1986	Mike Smith	372	-11	3125	3114
1985	Mike Smith	435	79	2894	2973
1984	Larry Miller	337	-91	1988	1897
1983	Larry Miller	361	-7	1862	1855
1982	Larry Miller	324	-119	1767	1648
1981	Steve Sandon	426	-119	2700	2581
1980	Steve Sandon	388	-121	2761	2640
1979	Kelly Ellis	230	1093	23	1116
1978	Terry Allen	351	226	1113	1339
1977	Terry Allen	217	348	970	1318
1976	Terry Allen	387	656	1119	1775
1975	Bill Salmon	401	335	1773	2108
1974	Bill Salmon	314	458	1699	2157
1973	Bill Salmon	312	224	963	1187
1972	Jim O'Donnell	187	265	460	725
1971	Al Wichtendahl	252	-5	774	669
1970	Gary Weber	180	-25	578	553
1969	Bill Raun	327	-79	1818	1739
1968	Phil Schooley	331	-123	1745	1622
1967	Phil Schooley	306	-95	1193	1148
1966	Terry Fox	151	620	92	712
1965	Randy Schultz	210	909	0	909
1964	Randy Schultz	236	1072	0	1072
1963	Randy Schultz	142	827	0	827
1962	Dan Boals	182	1039	0	1039
1961	Dan Boals	162	1003	0	1003
1960	Jerry Morgan	221	76	1130	1206
1959	Max Huffman	96	489	30	519
1958	Jim Damron	171	61	663	724
1957	Tom Murphy	149	422	232	654
1956	Ron Brinkley	199	626	400	1026
1955	Larry Bitcon	138	639	0	639
1954	Ralph Capitani	252	210	1358	1568
1953	Ralph Capitani	317	311	1444	1755
1951	John Beach	104	387	148	535
1950	Bud Fisher	133	873	21	894
1949	Bud Rainbow	138	361	352	713



ZUMBACH

PUNTING (1949-1997)

YEAR	PLAYER	NO.	YDS.	AVG.
1997	Randy Hall	55	1993	36.2
1996	Justin Urbanek	52	2002	38.5
1995	Justin Urbanek	63	2465	39.1
1994	Ryan Elsbernd	59	2331	39.5
1993	Tim Mosley	35	1489	42.5
1992	Tim Mosley	78	3322	42.6
1991	Tim Mosley	63	2474	39.3
1990	Dan Rush	67	2673	39.9
1989	Dan Rush	69	2615	37.9

1988	Doug Jackson	35	1442	41.2
1987	Doug Jackson	30	1171	39.0
1986	Clay Netusil	47	2026	43.1
1985	Clay Netusil	67	2752	41.1
1984	Clay Netusil	54	2264	41.9
1983	Mike Johnson	54	2328	43.1
1982	Mike Johnson	79	3000	38.0
1981	Mike Johnson	65	2475	38.1
1980	Brad Zumbach	43	1730	40.2
1979	Kevin Thorp	65	2346	36.1
1978	Mark Whitver	70	2759	39.4
1977	Mark Whitver	41	1539	37.5
1976	Mark Whitver	59	2383	40.4
1975	Jim Fransen	62	2394	38.6
1974	Jim Fransen	45	1682	37.4
1973	Jim Fransen	64	2517	39.3
1972	Mike Butler	69	2810	40.7
1971	Mike Butler	72	2556	35.5
1970	Mike Butler	65	2562	39.4
1969	Mike Butler	58	2290	39.5
1968	Bob Livingston	66	2345	35.5
1967	Dick Miller	60	2265	37.7
1966	Dick Miller	49	1916	39.0
1965	Steve Wedgbury	50	1609	32.1
1964	Chuck Nolting	23	677	29.4
1962	Dave Cox	41	1353	33.0
1961	Dave Cox	36	1384	38.4
1960	Dave Cox	28	1069	38.2
1959	Jim Dameron	23	767	33.4
1958	Jim Dameron	34	1172	34.5
1957	Ron Sturch	20	773	38.6
1956	Frank Sovich	19	582	30.6
1955	Larry Bitcon	34	1183	34.8
1954	Ralph Capitani	24	711	29.6
1953	Ralph Capitani	28	862	30.8
1951	Bud Rowray	39	1263	32.4
1950	Jim Miller	38	1395	36.7
1949	Bob Lee	38	1201	31.6



TALTON

KICKOFF RETURNS (by yards) (1950-1997)

YEAR	PLAYER	NO.	YDS.	AVG.	TD
1997	Tyree Talton	25	604	24.2	0
1996	Tyree Talton	27	927	34.3	3
1995	Anthony Taylor	18	455	25.3	0
1994	Anthony Taylor	11	271	24.6	0
1993	Jason McCleary	22	568	25.8	0
1992	Kenny Shedd	16	389	24.3	0
1991	Kenny Shedd	20	481	24.1	0
1990	Kenny Shedd	25	652	26.1	0
1989	Milo Popovic	28	604	21.6	0
1988	Wes Anderson	35	835	23.9	1
1987	Eric White	16	333	20.8	0
1986	Kevin Anderson	24	605	25.2	1
1985	Scott Owens	15	324	21.6	0
1984	Scott Owens	12	244	20.3	0
1983	Mario Sanders	8	193	24.1	0
1982	Steve Harris	17	312	18.4	0
1981	Craig Nordlie	26	569	21.9	1
1980	Craig Nordlie	13	280	21.5	0
1979	Kenny McNeail	16	311	17.9	0

1978	Kelly Ellis	21	427	20.3	0
1977	Kelly Ellis	31	505	16.3	0
1976	Marty Burroughs	11	228	20.7	0
1975	Joe Manigault	12	278	23.1	0
1974	Dave Schooley	20	422	21.1	0
1973	Dave Hodam	10	184	18.4	0
1972	Mike Woodley	13	256	19.7	0
1971	Mike Woodley	11	205	18.6	0
1970	Dave Hodam	16	375	23.4	0
1969	Clarence Rivers	22	395	17.9	0
1968	Tom Pinkham	14	216	15.4	X
1967	Bill Smith	16	357	22.3	0
1966	Lon Scriven	24	408	17.0	X
1965	Terry Fox	12	250	20.8	X
1964	Ron Franz	7	176	25.1	X
1963	Bruce Montgomery	8	250	31.2	X
1962	Larry Thompson	10	170	17.0	X
1961	Larry Thompson	14	210	15.0	X
1960	Dan Boals	13	198	15.2	X
1959	Max Huffman	11	162	14.7	X
1958	Bobby Hahn	13	360	27.7	0
1957	Lew Roberts	11	265	24.0	1
1956	Ron Brinkley	10	264	26.4	0
1954	Larry Bitcon	11	249	22.6	X
1953	Larry Bitcon	12	246	20.5	X
1950	Bud Fisher	17	308	18.1	X



MCNEAIL

PUNT RETURNS (by yards) (1950-1997)

YEAR	PLAYER	NO.	YDS.	AVG.	TD
1997	Mike Furrey	9	146	16.2	0
1996	Dedric Ward	15	166	11.1	2
1995	Anthony Taylor	20	98	4.9	0
1994	Jason McCleary	15	129	8.6	0
1993	Jason McCleary	20	234	11.7	1
1992	Kenny Shedd	36	508	14.1	4
1991	Kenny Shedd	30	310	10.3	2
1990	Kenny Shedd	26	300	11.5	1
1989	Milo Popovic	38	525	13.8	2
1988	Milo Popovic	22	265	12.1	0
1987	Wes Anderson	30	264	8.8	0
1986	Chris Klieman	20	128	6.4	0
1985	Joe Fuller	22	211	9.6	0
1984	Joe Fuller	27	346	12.8	1
1983	Joe Fuller	22	344	15.6	1
1982	Craig Nordlie	17	119	7.0	0
1981	Craig Nordlie	22	130	5.9	0
1980	Kenny McNeail	32	146	4.6	0
1979	Kenny McNeail	22	237	10.8	1
1978	Mark Hendrickson	23	106	4.6	0
1977	Mark Hendrickson	14	78	5.5	0
1976	Mark Hendrickson	14	87	6.2	0
	Marty Burroughs	11	87	7.8	0
1975	Joe Manigault	10	66	6.6	0
1974	Jim Thomas	8	48	6.0	0
1973	Mike Woodley	17	96	5.6	0
1972	Mike Woodley	10	172	17.2	0
1971	Mike Woodley	14	142	10.1	0
1970	Larry Skartvedt	8	75	9.4	0
1969	Clarence Rivers	23	177	7.6	0
1968	Tom Pinkham	29	152	5.2	X

1967	Bill Smith	22	240	10.9	1
1966	Lon Scriven	17	114	6.7	X
1965	Randy Schultz	10	87	8.7	X
1964	Rod Franz	18	205	11.3	X
1963	Bruce Montgomery	9	49	5.4	X
	Larry Thompson	14	49	3.4	X
1958	Bobby Hahn	4	157	39.3	1
1957	Max Huffman	5	82	16.4	1
1956	Ron Brinkley	6	60	10.0	0
1954	Larry Bitcon	17	115	6.7	X
1953	Larry Bitcon	17	175	10.3	X
1950	Dick Eisenlauer	6	83	13.8	X

	Lynn King	2	19	9.5	0
	Rick Price	2	9	4.5	0
1964	Bruce Montgomery	4	0	0	0
1963	Bruce Montgomery	4	45	11.3	X
1962	Dan Boals	4	63	15.7	X
1961	John Raffensperger	4	26	6.5	X
1960	Jerry Morgan	6	81	13.5	0
1959	Jerry Morgan	4	31	7.8	X
1958	Max Huffman	3	42	14.0	X
1957	Tom Murphy	2	58	29.0	0
1954	Ollie Isaak	1	40	40.0	X
1953	Bud Bitcon	3	60	20	1
1951	Mahlon Kaylor	1	71	71.0	X
1950	Homer Bienfang	148	48.0	0	



Maragos

INTERCEPTION RETURNS (by no.) (1950-1997)

YEAR	PLAYER	NO.	YDS.	AVG.	TD
1997	Tyree Talton	3	21	7.0	0
1996	Tyree Talton	9	182	20.2	1
1995	Tyree Talton	8	57	7.1	0
1994	Todd Harrington	4	95	23.8	0
	Jason McCleary	4	53	13.3	0
1993	Todd Harrington	4	2	0.5	0
1992	Willie Beamon	3	34	11.3	0
1991	Simon Nelson	3	23	7.7	0
	Duane Peterson	3	5	1.7	0
	Jason McCleary	3	43	14.3	0
1990	Willie Beamon	8	72	9.0	1
1989	Chris Klieman	6	98	16.3	1
1988	Duane Petersen	5	71	14.2	1
1987	Kevin Anderson	4	44	11.0	0
1986	Mark Hein	3	5	1.7	0
1985	Moses Aimable	5	130	26.0	1
1984	Mark Farley	5	55	11.0	0
	Joe Fuller	5	115	23.0	1
1983	Charles Jenkins	3	29	9.7	0
1982	Mark Wilson	3	31	10.3	0
	Markel Oden	3	40	13.3	0
1981	Don Stewart	7	58	8.3	0
1980	John Root	7	66	9.4	1
1979	Mike Smiley	5	104	34.7	1
1978	Kevin Coughlin	3	26	8.7	0
1977	Kevin Coughlin	3	38	12.6	0
	Randy Hoffa	3	30	10.0	0
1976	Nick Maragos	7	35	5.0	0
1975	Nick Maragos	7	59	8.4	1
1974	Jim Thomas	2	87	43.5	1
	Nick Maragos	2	82	41.0	1
	Doug Jones	2	20	10.0	0
1973	Mike Woodley	7	74	10.6	0
1972	Jerry Ward	5	73	14.6	1
	Mike Woodley	5	60	12.0	0
	Nelson Converse	5	43	8.6	0
1971	Mike Woodley	4	81	20.3	0
	Randy Junkman	4	0	0	0
1970	Mike Woodley	4	28	7.0	0
	Randy Junkman	4	28	7.0	0
1969	Jim Luhring	4	26	6.5	0
1968	Bob Livingston	4	57	14.2	0
1967	Bill Smith	8	101	12.6	0
1966	Bill Smith	7	98	14.0	X
1965	Bill Strotman	2	45	22.5	1



Moses

ALL-PURPOSE YARDAGE (by yards) (1950-1997)

YEAR	PLAYER	RUSH	REC	PR	KO	TOTAL
1997	Mike Furrey	7	1291	146	106	1550
1996	Dedric Ward	0	1556	166	54	1776
1995	Dedric Ward	0	1283	41	0	1324
1994	Dedric Ward	0	1083	75	0	1158
1993	Jeff Stovall	1191	236	0	0	1427
1992	Kenny Shedd	0	978	508	389	1875
1991	Kenny Shedd	-1	662	310	481	1452
1990	Kenny Shedd	11	621	300	652	1584
1989	Milo Popovic	17	526	525	604	1672
1988	Wes Anderson	484	243	51	835	1613
1987	Carl Boyd	1223	814	0	169	2206
1986	Carl Boyd	715	893	0	0	1608
1985	Carl Boyd	1258	459	0	0	1717
1984	Steve Harris	1131	354	0	0	1485
1983	Chris Miliner	530	130	0	0	660
1982	Craig Nordlie	-8	339	119	269	719
1981	Ken Harvey	0	1161	0	0	1161
1980	Chris Miliner	899	162	0	0	1061
1979	Kelly Ellis	1093	49	9	251	1402
1978	Kelly Ellis	811	223	0	427	1461
1977	Kelly Ellis	853	214	0	505	1572
1976	Neal Moses	1010	34	0	0	1044
1975	Tom Scalissi	1104	84	0	24	1212
1974	Pat Batten	1013	104	0	0	1117
1973	Pat Batten	645	150	0	0	795
1972	Scott Swartzendruber	547	47	0	0	594
1971	Larry Skartvedt	9	469	1	67	546
1970	Dave Hodam	177	138	0	375	690
1969	Roger Jones	676	129	0	0	805
1968	Dennis Kettner	826	127	0	13	966
1967	Ralph Thomsen	776	143	0	0	919
1966	Terry Fox	620	439	2	95	1156
1965	Randy Schultz	909	55	87	178	1229
1964	Randy Schultz	1072	40	2	149	1263
1963	Randy Schultz	827	0	0	0	827
1962	Dan Boals	1039	40	X	33	1112
1961	Howard Becker	610	299	X	129	1038
1960	Warren Hansen	602	0	X	0	602
1959	Max Huffman	489	0	X	162	651
1958	Bobby Hahn	261	202	157	360	980
1957	Lew Roberts	514	132	28	265	939
1956	Ron Brinkley	626	0	60	264	950
1955	Larry Bitcon	639	95	0	0	734
1954	Larry Bitcon	301	319	115	249	984

1953	Larry Bitcon	555	227	175	246
1203					
1951	Leland Crew	418	198	X	82
698					
1950	Bud Fisher	873	66	60	308
1307					



Anderson

TACKLES (1975-1997)

YEAR	PLAYER	SOLO	ASST.	TOTAL
1997	Matt Pedersen	71	60	131
1996	Dannie Spann	37	85	122
1995	Dannie Spann	37	76	113
1994	Scott Durlinger	80	40	120
1993	Andre Allen	68	52	120
1992	Peter Burns	101	62	163
1991	Kevin Keith	64	33	97
1990	William Freney	56	29	85
1989	Bryce Paup	84	31	115
1988	Mike Kolpin	53	49	102
1987	Chris Klieman	65	57	122
1986	Mark Farley	29	63	92
1985	Mark Farley	20	67	87
1984	Mark Farley	25	52	77
1983	Charles Jenkins	36	57	93
1982	Mark Wilson	33	86	119
1981	Joe Anderson	43	127	170
1980	Joe Anderson	24	70	94
1979	Matt Spanjers	32	95	127
1978	Reed Hunemuller	45	96	141
1977	Reed Hunemuller	34	83	117
1976	Mel Campbell	38	60	98
1975	Chuck Dickens	41	75	116



COACH	W	L	T	YEARS	TITLES
No Coach	5	5	0	1895-96	0
Fred Wolff	5	1	0	1897	0
E.K. Leighton	4	0	1	1898	0
Sweetland	1	3	2	1899	0
Fred Williams	3	4	1	1900	0
G.B. Affleck	5	3	2	1901	0
Charles Pell	15	15	5	1902-05	0
No Football	1906-07				
C.B. Simmons	11	0	0	1908-09	0
J.O. Berrine	3	7	1	1910-'17	0
H.F. Pasini	8	4	2	1911-12	0
A. Berkstresser	8	18	2	1913-16	0
Russell Glaesner	1	3	0	1918	0
Ivan Doseff	6	6	2	1919-20	0
L.L. Mendenhall	15	11	2	1921-24	0
Paul Bender	25	9	6	1925-29	2
L.W. Whitford	10	13	2	1930-32	0
John Baker	6	9	2	1933-34	0
Thomas Johnson	4	2	2	1935	0
Clyde Starbeck	95	58	10	1936-42, '45-57	8*
No Football	1943-44				
William Hammer	10	8	0	1958-59	0
Stan Sheriff	129	101	4	1960-82	4*, 2#
Darrell Mudra	43	16	1	1983-87	2 1/2+
Earle Bruce	5	6	0	1988	0
Terry Allen	75	26	0	1989-96	6+
Mike Dunbar	7	4	0	1997-	
Totals	499	332	47	1895-1997	25

*Iowa Conference Title
#North Central Conference Title
+Gateway Conference Title

AFCA (American Football Coaches of America)

ALL-TIME DISTRICT and REGIONAL COACHES of YEAR

1960	District 6 Coach of Year	Stan Sheriff
1975	District 6 Coach of Year	Stan Sheriff
1985	Region 4 Coach of Year	Darrell Mudra
1992	Region 5 Coach of Year	Terry Allen
1996	Region 4 Coach of Year	Terry Allen



Paul Bender



Darrell Mudra



Clyde Starbeck



Terry Allen

First Team Selections

1937— Paul Jones, End*
 1949— Paul DeVan, Halfback**
 1952— Lou Bohnsack, Center**
 1955— LeRoy Dunn, Tackle*
 1956— Dick Formanek, Tackle*
 1960— Jerry Morgan, Quarterback*
 George Asleson, Guard**
 1961— Wendell Williams, Guard**
 1962— Dan Boals, Fullback*
 1964— Randy Schultz, Fullback**
 1967— Ray Pedersen, Guard**
 1975— Mike Timmermans, Tackle**
 1985— Joe Fuller, Defensive Back+
 1987— Carl Boyd, Running Back+
 1990— Brian Mitchell, Placekicker**+&\$
 1991— Brian Mitchell, Placekicker**+&\$%
 1992— Kenny Shedd, Wide Receiver+
 Kenny Shedd, All-Purpose**&%
 William Freeney, Linebacker+&\$**&%
 1993— Andre Allen, Linebacker+
 1994— Andre Allen, Linebacker@**&
 1995— Dedric Ward, Flanker**@%&\$
 1996— Dedric Ward, Flanker@**%\$^

Second Team Selections

1948— Jason Loving, Tackle**
 1959— Dennis Remmert, Tackle*
 1961— Wendell Williams, Guard*
 1973— Mike Woodley, Free Safety**
 1984— Joe O'Brien, Tackle**
 1986— Carl Boyd, Running Back#
 1987— Carl Boyd, Running Back**
 Jeff Bealles, End#
 1989— David Campbell, Guard&**
 Bryce Paup, Linebacker&
 1990— Seth Bonnette, Tackle&
 Kenny Shedd, Returns**
 1991— Kenny Shedd, Return**%
 William Freeney, Linebacker%
 1992— Scott Obermeier, Placekicker**
 1993— Andre Allen, Linebacker**&%!
 1994— Andre Allen, Linebacker%
 1996— Dedric Ward, Flanker&
 Tyree Talton, Cornerback&**
 1997— Mike Furrey, WR***!&
 Erik Nelson, DL%
 Matt Pedersen, LB%

Third Team Selections

1946— Pudge Camarata, Halfback**
 1960— Jerry Morgan, Quarterback**
 1962— Dan Boals, Fullback**
 1975— Bill Salmon, Quarterback**
 1976— Nick Maragos, Free Safety**
 1981— Ken Harvey, Split End**
 1987— Mark Hanssen, Center**

Jeff Bealles, End**
 1988— Sherrod Howard, Tight End**
 1989— Bryce Paup, Linebacker**
 1992— Peter Burns, Linebacker%
 1993— Tim Mosley, Wide Receiver/P&
 1994— Jason McCleary, Defensive Back**%
 1995— Kevin Hammond, Linebacker%
 1996— Tyree Talton, Returner/Cornerback&
 1997— Mike Furrey, WR%
 Matt Pedersen, LB&

Honorable Mention Selections

1939— Wendlen Burckhard, Halfback*
 Leo Kagan, Center*
 1940— Jim Podemski, Tackle*
 Hugh Roberts, Guard*
 1945— George Dutcher, Halfback*
 1946— Jason Loving, Tackle*
 1947— Paul DeVan, Halfback**
 Bob Williams, Halfback**
 1951— Lou Bohnsack, Center**
 1952— Maholon Kaylor, End**
 1954— Ralph Capitani, Quarterback**
 1956— Ron Brinkley, Fullback*
 1959— Dennis Remmert, Tackle**
 Bob Hahn, Halfback**
 1960— George Asleson, Guard*
 Warren Hansen, Halfback*
 1961— John Raffensberger, End*
 Al Sonnenberg, Tackle*
 Howie Becker, halfback*
 Dan Boals, Fullback***
 1962— Ted Minnick, Tackle*
 1963— Jim Jackson, Guard**
 Larry Thompson, Halfback*
 Phil Minnick, Guard*
 Randy Schultz, Fullback*
 1964— Phil Minnick, Guard**
 1965— Doug Kover, Center**
 1967— Bill Smith, Def. Halfback**
 1968— Tom Barbatti, Def. Guard**
 1969— John Williams, Linebacker**
 1969— Jim Rudd, Middle Guard**
 1972— Mike Woodley, Free Safety**
 1979— Owen Dockter, Tackle**
 Danny Todd, Defensive Back**
 1980— Chris Miliner, Running Back**
 1985— Mike Smith, Quarterback**
 Edward Grimes, End**
 Terry Orth, Tackle**
 Mark Farley, Linebacker**
 Moses Aimable, Defensive Back**
 Joe Fuller, Defensive Back**
 1986— Brian Baker, Tight End**
 Mike Smith, Quarterback**+
 Carl Boyd, Running Back**
 Jeff Bealles, End**

Mark Farley, Linebacker**+
 Clay Netusil, Punter**
 1987— Mike Smith, Quarterback**
 Louis Cox, Guard**
 Sherrod Howard, Tight End**
 Kevin Anderson, Cornerback**
 1988— Sherrod Howard, Tight End%
 1990— Mike Fontana, Center&
 1991— Kenny Shedd, Returns&, Receiver%
 1992— Kenny Shedd, Wide Receiver&
 1993— Jason McCleary, Defensive Back&
 1994— Dedric Ward, Flanker&%
 Matt Harken, Tight End&%
 D.J. Mumma, Center&%
 Matt Waller, Kicker&%
 Jason McCleary, Defensive Back&
 Dan Bower, Offensive Line%
 Brian Moretz, Nose Tackle%
 Myron Glass, Defensive Back%
 1995— Brian Moretz, Nose Tackle%
 1996— Tim Miller, Linebacker%
 Dannie Spann, Linebacker%
 1997— Andy Pattee, OL%
 Tyree Talton, DB/KR%

*Williamson Ratings

**Associated Press

+Kodak 1-AA

#Football News 1-AA

%Football Gazette

&Sports Network

\$Walter Camp

!College Football


@AFCA

^American Football Quarterly

!!ESPN/SportsTicker



Andre Allen



Dedric Ward

UNI ATHLETICS HALL OF FAME FOOTBALL INDUCTEES

1985—Clyde "Buck" Starbeck
 L.L. Mendenhall
 1986—Stan Sheriff
 Dick Beetsch
 1987—Randy Schultz
 Duane Josephson
 1988—Loren Buser
 George Dutcher
 1989—Dan Boals
 1990—Jerry Morgan
 Charlie Pastorino
 1991—August "Pudge" Camarata
 Dennis Remmert
 1992—George Asleson
 Kelly Ellis
 1993—Burl Berry
 Paul DeVan
 1994—James Fox
 Curly Steinkamp
 Jim Harmon
 1995—Wendell Williams
 1996—Paul Jones
 1997—Steve Wright



Two-time all-American linebacker and Gateway Conference Defensive Player of the Year **Andre Allen** signed a free agent contract in 1995 with the Philadelphia Eagles but didn't survive the final cut. He played for the London Monarchs of the World Football League two years ago, was with the Iowa Barnstormers of the Arena League last season and was traded to Nashville this year.

Defensive end **Willie T.C. Barney** played for the Panthers from 1993-96 and signed a contract with the Roughriders of the Canadian Football League a year ago. He played for the Iowa Barnstormers this season.

Wide receiver **Alonzo Clayton** signed a free agent contract in April with the Cincinnati Bengals. Clayton played for UNI from 1994-97 and was one of the Panthers' top receivers his last three years, along with returning punts and kickoffs.

After signing a free agency with the Buffalo Bills in 1995, defensive back **Myron Glass** signed with the Rhein of the World League of Football in 1996. He's currently with Milwaukee of Arena League. Glass played for the Panthers from 1991-94.

Defensive back **Todd Harrington**, who played for the Panthers from 1991-94, signed with the Iowa Barnstormers of the Arena League in 1995, where he still plays.

Defensive tackle **Jay Heimsoth**, who played from 1994-97, signed a free agent contract with the Kansas City Chiefs in April.

Drafted in 1991, **James Jones** was selected by the Cleveland Browns in the third round. He moved over to the Denver Broncos in 1995 and began playing for Baltimore in 1997.

Bryce Paup, a linebacker at UNI, was picked up by the Green Bay Packers in the sixth round of the 1990 draft. He signed with the Buffalo Bills in 1995, when he was named the NFL Defensive Player of the Year. He now is playing for Jacksonville.

Wide receiver and return specialist **Kenny Shedd** was drafted by the New York Jets in the fifth round of the 1993 draft. He signed with the Chicago Bears in 1994 but didn't make the final cut. He played for Barcelona of the World League of American Football before signing with the Oakland Raiders in 1996.

Two-time All-American wide receiver **Dedric Ward** was the 88th player drafted overall, taken in the third round, by the New York Jets in 1997's NFL draft. Ward became 1-AA's second-leading career receiver behind Jerry Rice after playing for the Panthers from 1993-96.

1994 Northern Iowa starting quarterback **Kurt Warner** signed with the Iowa Barnstormers of the Arena League in 1995, after being cut by the Green Bay Packers. He signed with the St. Louis Rams and played with Amsterdam this spring.

Tom Jones—1974 Kansas City Chiefs
 Larry Skartveit—1974 Minnesota Vikings
 Tom Jones—1975 Los Angeles Rams
 Charlie Frisk—1976 Atlanta Falcons
 Kevin Barz—1977 New York Jets
 Steve Wright—1981 Dallas Cowboys
 Ken Harvey—1982 Minnesota Vikings, 1983 San Diego Chargers
 Mike Daniels—1983 Winnipeg Blue Bombers
 Steve Ingalls—1983 Seattle Seahawks
 Jim Lanning—1983 Dallas Cowboys
 Terry Szopinski—1983 Arizona Wranglers
 Scott Etzel—1984 Kansas City Chiefs
 Joe O'Brien—1984 Kansas City Chiefs
 Steve Schonert—1984 Chicago Bears
 Mike Molstead—1985 Memphis Showboats
 Bill Bealles—1986 New Orleans Saints
 Steve Harris—1986 Minnesota Vikings
 Frank Ori—1986 Minnesota Vikings
 Troy Thomas—1986 Washington Redskins
 Allen Donnell—1987 Saskatchewan Roughriders
 Ken Knapczyk—1987 Chicago Bears (players' strike), Cincinnati Bengals
 Willie Beamon—1993 New York Giants, 1996 Kansas City Chiefs
 Tim Mosley—1994 Denver Broncos, 1995 Memphis Mad Dogs
 Kurt Warner—1994 Green Bay Packers, 1998 St. Louis Rams
 Andre Allen—1995 Philadelphia Eagles
 Myron Glass—1995 Buffalo Bills
 Alonzo Clayton—1998 Cincinnati Bengals
 Jay Heimsoth—1998 Kansas City Chiefs

INACTIVE




James Jones



Bryce Paup



Kenny Shedd



Dedric Ward

*Defensive back Willie Beamon signed a free agent contract in 1993 with the New York Giants. He played several years for them before moving over to the Kansas City Chiefs in 1996, then returned to the Giants. He's currently inactive.

*Linebacker Peter Burns played one year with the Cleveland Thunderbolts of Arena Football in 1993.

*Loren Buser played for SCI from 1963-65. He was drafted by the Montreal Alouettes of the Canadian league, where he played two seasons.

*Running back Troy Dooley played for the Panthers from 1994-96 after transferring from UCLA. He signed with the Iowa Barnstormers of the Arena League in 1997, but later was cut.

*Linebacker William Freney signed with the Hamilton Tigercats of the Canadian Football League in 1993. He signed a contract with the Saskatchewan Rough Riders in 1994 and played with the Iowa Barnstormers of the Arena League until a shoulder injury sidelined him in 1995. He spent the 1996 season with the Minnesota Fighting Pike of the Arena League.

*Without waiting for the NFL draft, defensive back Joe Fuller signed with the Saskatchewan Rough Riders in 1985, where he played four years. He then played briefly with the Minnesota Vikings, the San Diego Chargers, the Green Bay Packers, the Ottawa Roughriders in the CFL and with the Shreveport Pirates of the CFL. He then played for the Minnesota Fighting Pike of the Arena League. He's no longer playing professionally.

*Phil Minnick played for the Panthers from 1961-64 at linebacker, fullback and guard. Upon graduation, he played linebacker five years with the Winnipeg Blue Bombers in the Canadian league. A captain, he was named to the Canadian All-Star teams in 1966 and 1969. Knee surgery forced the early end to his career.

*All-American placekicker Brian Mitchell signed his first professional contract in 1994 with the Shreveport Pirates of the CFL after graduating in 1992, but was released during preseason camp. He also spent time with the St. Louis franchise of Arena League.


*Former assistant coach Bill Salmon was drafted in the 10th round by the Minnesota Vikings in 1976 but an off-season knee injury eventually led to the end of his playing career.

*Quarterback Steve Sandon was drafted by the New England Patriots in the 11th round in 1982.


*Running back Randy Schultz played football for State College of Iowa from 1963-65. He became the first SCI player to be drafted by the pros, going in the fifth round to the Cleveland Browns. He played for the Browns from 1966-67 and the New Orleans Saints two more seasons.

*All-American offensive guard Mike Timmermans was drafted in the 17th round by the Green Bay Packers in 1976.

*Despite an abundance of offensive line talent, the Dallas Cowboys kept free agent Steve Wright as one of 18 athletes who made the Rookie Class of 1981 because of "the potential he displayed in training camp." He was traded to Baltimore in 1983 and became their starting right guard. He signed with the Michigan Panthers in December of 1984, with his contract assigned to the Invaders following consolidation. In the spring of 1987, he was picked up by the Los Angeles Raiders. He announced his retirement in June of 1994. He played tight end and tackle at UNI.



1998 Co-captain Brad Meester



1998 Co-captain Terrance Malone

1960

George Asleson, G
Warren Hansen, HB
Jerry Morgan, QB
Charlie Schulte, C

1961

Dan Boals, FB
Carl Bowman, E
Bruce Wiegmann, HB
Wendell Williams, G

1962

Dan Boals, FB
Ted Minnick, T
Duane Waters, C
Bruce Wiegmann, HB

1963

Jim Jackson, G
Phil Minnick, FB
Larry Thompson, HB
Larry VanOort, C

1964

Ken Beverlin, G
Jim Jackson, G
Phil Minnick, G
Kent Stephenson, C

1965

Ken Beverlin, G
Loren Buser, FB
Del Hammond, E
Randy Schultz, FB

1966

James Bosye, T
Rick Price, E
Phil Roberts, T
Ralph Thomsen, FB

1967

Terry Fox, HB
Ray Pedersen, G/DT

1968

Robert Hampton, T
Thomas Pinkham, DB
Phil Schooley, QB
John Williams, LB

1969

Jim Rudd, DG
John Williams, LB

1970

Mike Filer, SE
Jim Lühring, DB

Randy Ruisch, SE
Gary Weber, QB

1971

Mike Allen, DT
Gene Dietrich, OT
Jim Gorsch, FB
Larry Skartvedt, FL

1972

Walt Fieseler, CB
Jerry Roling, DE
Ken Rosenkrans, G
Nelson White, DT
Mike Woodley, FS

1973

Steve Lounsberry, C
Mike Woodley, FS

1974

Pat Batten, HB
Ed Brown, DT
Charles Frisk, G
Larry Norman, SS

1975

Randy Erion, DT
Bill Salmon, QB
Jim Thomas, CB
Michael Timmermans, G

1976

Mel Campbell, NG
Dallas Dieke, OT
Nick Maragos, FS
Tom Scalissi, RB

1977

Kevin Barz, OT
William Clark, LB
Bob Klavas, TE
Neil Phipps, DT

1978

Terry Allen, QB
William Clark, LB
David Erstad, FS
Jim Pitlik, OG

1979

Ed Arnold, LB
Dana Deines, QB
Kelly Ellis, TB
Dave Erstad, FS

1980

Owen Dockter, DT
Skip Eckhardt, OG
Kelly Ellis, TB

Danny Todd, SS

1981

Joe Anderson, LB
Kelly Ellis, RB
Jerry Griffith, DE
Ken Harvey, SE
John Root, S
Steve Sandon, Q
1982

Joe Anderson, LB
Steve Ingalls, OT
John Root, S
Mike Tatoian, G

1982

Joe Anderson, LB
Steve Ingalls, OT
John Root, S
Mike Tatoian, G

1983

Scott Etzel, C
James McFadden, LB
Joe O'Brien, NT
Marion Sanders, FL

1984

Charles Jenkins, S
Larry Miller, QB
Joe O'Brien, DT
Troy Thomas, OT

1985

Bill Bealles, OT
Mark Farley, LB
Joe Fuller, DB

1986

Carl Boyd, RB
Spencer Cowan, LB
Mark Farley, LB
Mark Hanssen, C
Mike Smith, QB

1987

Jeff Bealles, DE
Carl Boyd, RB
Mark Hanssen, C
John Hill, LB

1988

Chris Klieman, DB
Bryce Paup, LB
Russ Rubie, OG
Steve Spoden, OT

1989

David Campbell, OL
Mark Hein, LB

James Jones, LB
Bryce Paup, LB

1990

Mike Brinkman, DL
Todd Eagen, DL
Seth Bonnette, OL
James Jones, LB
Chris Klieman, DB

1991

Brad Baumler, LB
Steve Dhaemers, OT
Kevin Keith, LB
Duane Petersen, DB
Pat Williams, OG

1992

Peter Burns, LB
William Freeney, LB
Jay Johnson, QB
Chris Nuss, TE
Kenny Shedd, WR

1993

Mike Hudnutt, OG
Tim Mosley, SE/P
Casey Smith, DE
Joseph Wallace, S
Kurt Warner, QB

1994

Andre Allen, LB
Jason McCleary, S
Donald Mumma, C
Brett O'Donnell, QB
Paul Wolf, LB

1995

Ryan Behr, OL
Troy Dooley, RB
Kevin Hammond, LB
Matt Harken, TE
Brian Moretz, NT

1996

T.C. Barney, DE
Steve Beard, QB
Marcus Easter, DB
Tim Miller, LB
Jeff Stovall, RB
Dedric Ward, FL

1997

Jay Heimsoth, DT
Tendai Muyengwa, LB
Andy Pattee, OG
Travis Schipper, LB

1936

Paul Jones, E
Melvin Nelson, C
Bernard Schmidt, T

1937

Paul Jones, E
John Magovich, HB

1938

George Dutcher, HB
Leo Kagan, G

1939

Wendlen Burckhard, FB
Leo Kagan, G
James Podemski, T
Hugh Roberts, G

1940

Wendlen Burckhard, FB
Milo Jensen, T
Benny McCabe, HB
Harland Riebe, E
Bill Wright, G

1941

Don Barnhart, T
Cy Bellock, HB
Bob Hunt, E
Aaron Linn, G
Leon Martin, T
Charles Pastorino, HB

1946

Nick Avelchas, E
Cy Bellock, E
Pudge Camarata, HB
Jason Loving, T
Paul Salzman, G
Bob Williams, HB

1947

Paul DeVan, HB
Bob Williams, HB

1948

Paul DeVan, HB
Elvin Goodvin, HB
Jason Loving, T
Lee Wachenheim, T
Harvey Wissler, G

1949

Don Abney, C
Stanley Brown, T
Chuck Cacek, HB
Paul DeVan, HB
Bob Miller, G
Robert Ogren, T
Lee Wachenheim, T

1950

Home Biefang, HB

Bud Fisher, HB
Hans Sorenson, G
Lee Wachenheim, E

1951

Lou Bohnsack, C
Leland Crew, HB
Mahlon Kaylor, E

1952

Lou Bohnsack, C
John Corey, FB
Mahlon Kaylor, E
Bill Olson, HB
Karl Raush, G
Bud Rowray, T

1953

Dick Beetsch, E
Ralph Capitani, HB
LeRoy Dunn, T
Art Landau, HB
Jim Wachenheim, G

1954

Dick Beetsch, E
LeRoy Dunn, T

1955

LeRoy Dunn, T (MVP)
Dick Formanek, G
Jim Rosien, E

1956

Dick Formanek, G

1957

Bob Knock, C
Tom Murphy, HB
Morris Smith, G
Lou Roberts, HB

1958

Bob Hahn, HB
Dennis Remmert, T

1959

Warren Hansen, HB
Dennis Remmert, T
John Sullivan, G

1960

George Asleson, G
Jerry Morgan, QB (MVB)
Mace Reyerson, E
Charles Schulte, C
Wendell Williams, G

1961

Dan Boals, FB (MVB)
Al Sonnenberg, T
Wendell Williams, G

1962

Dan Boals, FB (MVB)
Ted Minnick, T

1963

Jim Jackson, G
Randy Schultz, FB
Larry Thompson, HB

1964

Merele Masonholder, T
Phil Minnick, G (MVL)
Randy Schultz, FB (MVB)

1965

Loren Buser, LB
Merle Masonholder, T
Ray Pedersen, G
Randy Schultz, FB (MVB)

1966

Terry Fox, HB
Ray Pedersen, G
Rick Price, E

1967

Larry Clement, LB
Ray Pedersen, DT (MVP)
Bill Smith, DHB

1968

Dan Goddard, OG
Tom Pinkham, DHB
John Williams, LB
Warren Woepking, C

1969

Larry Green, DE
Jim Luhning, DHB
James Rudd, DG
John Williams, LB

1970

Doug Walter, MG

1971

Mike Allen, DE
Bob Lee, LB
Larry Skartvedt, SE
Mike Woodley, FS

1972

Tom Jones, OT
Mike Woodley, FS

1973

Steve Lounsberry, C
Mike Woodley, FS

1974

Pat Batten, RB
Charles Frisk, OG
Nick Maragos, DB
Dave Schooley, SE

1975

Randy Erion, DT
Nick Maragos, DB
Bill Salmon, QB
Dave Schooley, WR
Mike Timmermans, OT

1976

Mel Campbell, DT
Dallas Deike, OT
Nick Maragos, FS
Neal Moses, RB
Marty Stratton, DE

1977

Kevin Barz, OT
Kelly Ellis, RB
Jim Spahn, C

1978

First Team: Paul Christensen, OT

1979

First Team: Kelly Ellis, TB
Owen Dockter, DT
Danny Todd, DB
Second Team: Dave Ehrig, OT
Terry Lang, K
Ed Stratton, DE
Dave Ramthun, DT
Matt Spanjers, LB

1980

First Team: Steve Schonert, K
Owen Dockter, DT
Danny Todd, SS
Second Team: Ken Harvey, SE
Skip Eckhardt, OG
Steve Sandon, QB
Chris Milliner, TB
Ed Stratton, DE
Dave Ramthun, DT
Larry Formanek, LB
John Root, WS

1981

First Team: Ken Harvey, SE
Roger Schultz, OT
Steve Sandon, QB
Steve Schonert, K
John Root, WS
Second Team: Kirk Hobbs, WR
Scott Hamilton, OG
Jerry Griffith, DE
Joe Anderson, LB
Player of Year: Steve Sandon, QB

1982

First Team: Steve Ingalls, OL
Steve Schonert, K
Craig Nordlie, Ret. Spec.
Mark Salz, NG
John Root, DB

Second Team: Darryl Goree, SE
Kevin Webster, OL
Mark Wilson, LB
Joe Anderson, LB
Tom Jones, DB

1983

First Team: James Hutchings, TE
Darryl Goree, WR
John Waskosky, OL
Larry Miller, QB
Joe Fuller, DB
Mike Johnson, P
Second Team: Scott Etzel, OL
Chris Miliner, RB
Mike Molstead, K
Joe O'Brien, DL
Mark Holmes, LB
James McFadden, LB

1984

First Team: Marty Bruder, TE
Ralph Clark, OL
Steve Harris, RB
Mike Molstead, K
Joe O'Brien, DL
Mark Farley, LB
Joe Fuller, DB
Clay Netusil, P
Second Team: Bill Bealles, OL
Dwayne Price, DL
Henry Saxon, LB
Charles Jenkins, DB
Defensive Player of Year: Joe O'Brien

1985

First Team: Edward Grimes, DE
Terry Orth, DT
Mark Farley, ILB
Joe Fuller, CB
Moses Aimable, CB
Second Team: Mike Smith, QB
Carl Boyd, HB
Scott Francke, SE
Al Speicher, OT
Bill Bealles, OT
Frank Ori, OG
Mark Caballero, OG
Jeff Bealles, DE
Henry Saxon, OLB

1986

First Team: Carl Boyd, RB
Brian Baker, TE
Jeff Bealles, DE
Mark Farley, ILB
Clay Netusil, P
Second Team: Mike Smith, QB
Scott Francke, WR
Mark Hanssen, OC
Terry Orth, DT
Dave McCorvey, DB
Honorable Mention: Louis Cox, OG
Art Stelken, DE

Spencer Cowan, OLB
Chris Klieman, DB

1987

First Team: Jeff Bealles, DE
Carl Boyd, RB
Louis Cox, OG
Kevin Anderson, DB
Mark Hanssen, C
Sherrod Howard, TE
Mike Smith, QB

Second Team: Wes Anderson, WR
Ken Kolthoff, OT
Bryce Paup, LB

Honorable Mention: John Hill, LB
Chris Klieman, S

1988

First Team: Sherrod Howard, TE
Doug Jackson, P-K

Second Team: George Crouch, C
Mark Botkin, OT
Russ Rubie, OG
Tim Peterson, DE
Mike Kolpin, LB
Mark Hein, OLB

Honorable Mention: Errol Peebles, RB
Wes Anderson, FL
James Jones, DE
Mike Campbell, DT
Bryce Paup, OLB

1989

First Team: Milo Popovic, WR
Brian Mitchell, K
James Jones, DT
Bryce Paup, LB
Second Team: David Campbell, OG
Mark Hein, S

1990

First Team: Mike Fontana, C
Brian Mitchell, PK
James Jones, LB
Willie Beamon, DB

Second Team: Jay Johnson, QB
Chris Nuss, TE
Kenny Shedd, WR
Seth Bonnette, OT
Todd Eagen, DE
Matt Brinkman, LB
Chris Klieman, DB

Honorable Mention: Rory Feddersen, WR
William Freeney, LB
Dan Rush, P

1991

First Team: Jay Johnson, QB
Chris Nuss, TE
Kenny Shedd, WR
Steve Dhaemers, OT
Brian Mitchell, PK
William Freeney, LB

Second Team: Pat Williams, OG
Kevin Keith, LB
Duane Petersen, DB
Tim Mosley, P

Honorable Mention: Charles Lister, RB

Casey Smith, DL
Simon Nelson, DB

Defensive Player of Year: William Freeney

Bruce Craddock Gateway Coach of Year: Terry Allen

1992

First Team: Willie Beamon, DB
Peter Burns, LB
William Freeney, LB
John Herrin, OT

Tim Mosley, P
Chris Nuss, TE
Scott Obermeier, PK
Kenny Shedd, WR
Casey Smith, DL

Second Team: Tank Corner, RB
Jay Johnson, QB
Jason McCleary, DB
Joseph Wallace, DB

Honorable Mention: Andre Allen, LB
Tony Monroe, DL
Donald Mumma, C

Defensive Player of Year: William Freeney

Bruce Craddock Gateway Coach of Year: Terry Allen

1993

First Team: Andre Allen, LB
Matt Harken, TE
John Herrin, OT
Tony Monroe, DL
Tim Mosley, WR/P
Donald Mumma, OC
Kurt Warner, QB

Second Team: Myron Glass, DB
Michael Hudnutt, OG
Jason McCleary, DB
Jeff Stovall, RB
Joseph Wallace, DB

Honorable Mention: Todd Harrington, DB
Darnell Minnieweather, LB
Casey Smith, DL
Paul Wolf, LB

Offensive Player of Year: Kurt Warner, QB

Defensive Player of Year: Andre Allen, LB

Bruce Craddock Gateway Coach of Year: Terry Allen

1994

First Team: Andre Allen, LB
Dan Bower, OL
Myron Glass, DB

Matt Harken, TE
Jason McCleary, DB
Brian Moretz, NT
D.J. Mumma, OC
Matt Waller, PK
Dedric Ward, FL

Second Team: Scott Durlinger, LB
Todd Harrington, DB
Brett O'Donnell, QB
Jeff Stovall, RB
Paul Wolf, LB

Honorable Mention: Ryan Behr, DL
Kevin Hammond, LB
Jake Kothe, WR

Jason McCleary, RS
All-Newcomer: Andy Pattee, OT
Marvin Sims, RB
Maceo Strickland, DB

Defensive Player of Year: Andre Allen, LB

Bruce Craddock Gateway Coach of Year: Terry Allen

1995

First Team: Chris Berg, QB
Dan Bower, OL
Brian Moretz, NT
Tyree Talton, DB

Second Team: Ryan Behr, DL
Kevin Hammond, LB
Tim Miller, LB
Jon Pilcher, C
Jeff Stovall, RB

Honorable Mention: Matt Harken, TE
Dannie Spann, LB
Anthony Taylor, RS

All-Newcomer: Dannie Spann, LB
Tyree Talton, DB

Offensive Player of Year: Dedric Ward, WR

1996

First Team: Steve Beard, QB
Alonzo Clayton, WR
Tim Miller, LB
Andy Pattee, OL
Tyree Talton, DB/RS
Dedric Ward, WR

Second Team: T.C. Barney, DL
Chris Clapp, OL
Mickey Dalton, DB
Brad Meester, OL
Lincoln Sharrar, TE

Dannie Spann, LB
Jeff Stovall, RB

Honorable Mention: Marcus Easter, DB

Terrance Malone, DB
Matt Waller, PK

All-Newcomer: Mickey Dalton, DB
Brad Meester, OC
Erik Nelson, DL
Justin Roberson, RB

Offensive Player of Year: Dedric Ward

Bruce Craddock Gateway Coach of Year: Terry Allen

1997

First Team: Mike Furrey, WR
Erik Nelson, DL
Andy Pattee, OL
Matt Pedersen, LB
Tyree Talton, DB

Second Team: Shane Fortney, QB
Terry Hollimon, RB
Alonzo Clayton, WR
Chris Clapp, OL
Brad Meester, OL

Honorable Mention: Eddie Berlin, SE
Matt Beals, OL
Travis Schipper, LB
Tyree Talton, RS

All-Newcomer: Eddie Berlin, SE
Shane Fortney, QB
Mike Furrey, WR
Terry Hollimon, RB

GATEWAY CONFERENCE PLAYERS OF WEEK

1997

QB Shane Fortney (1)
WR Mike Furrey (2)
PK Julio Guzman (1)
SS Terrance Malone (1)
OL Brad Meester (1)
OL Andy Pattee (1)
LB Matt Pedersen (2)

1996

DL T.C. Barney (1)
DB Mickey Dalton (1)
DB Marcus Easter (1)
OC Brad Meester (1)
RB Jeff Stovall (2)
PK Matt Waller (1)
WR Dedric Ward (4)

1995

OL Dan Bower (1)
DB Marcus Easter (1)
DL Brian Moretz (1)
DB Tyree Talton (1)
P Justin Urbanek (1)
WR Dedric Ward (2)

1994

P Ryan Elsbernd (1)
DB Todd Harrington (1)
OC D.J. Mumma (1)
PK Matt Waller (1)
LB Paul Wolf (2)

1993

LB Andre Allen (1)
RS Jason McCleary (1)
WR Tim Mosley (2)
OC D.J. Mumma (2)

RB Jeff Stovall (1)
QB Kurt Warner (2)

1992

LB Peter Burns (1)
RB Tank Corner (1)
LB William Freeney (3)
QB Jay Johnson (1)
FL Kenny Shedd (1)

1991

RB Tank Corner (1)
QB Jay Johnson (1)
PK Brian Mitchell (1)
DB Duane Peterson (1)
WR Kenny Shedd (1)

1990

DE Todd Eagen (1)
LB William Freeney (1)
QB Jay Johnson (2)
PK Brian Mitchell (1)

1989

DB Willie Beamon (1)
QB Ken Macklin (1)
LB Bryce Paup (1)

1988

FL Wes Anderson (1)

1987

RB Carl Boyd (4)
DB Chris Klieman (1)

1986

QB Mike Smith (4)

1985

RB Carl Boyd (1)
LB Mark Farley (1)
RB Errol Peebles (1)
LB Henry Saxon (1)
LB Bob Storbeck (1)

UNI'S GATEWAY CONFERENCE ALL-DECADE TEAM

First Team: William Freeney, LB (1990-92)
James Jones, DL (1987-90)
Brian Mitchell, PK (1989-91)
Tim Mosley, P (1990-93)
Chris Nuss, TE (1989-92)
Bryce Paup, LB (1986-89)
Kenny Shedd, WR/RS (1989-92)
Honorable Mention: Andre Allen, LB (1991-94)
Willie Beamon, DB (1989-90, 1992)
Carl Boyd, RB (1985-87)
Marc Hanssen, OC (1985-87)

A — Abel, Jason	1989	Bratschie, Jeff	1982	D — Dalton, Mickey	1996	Frisk, Charles	1972, 73	Healy, Dennis	1966	King, Lynn	1965, 66
Abney, Don	1947, 48, 49	Braunschweig, R.	1950	Damron, Jim	1958	Fullbright, Mark	1978, 79, 80	Heimsoth, Jay	1994, 95, 96, 97	King, Ron	1981, 83
Abrahamson, Dick	1958	Bray, Carter	1981	Daniels, Clarence	1973	Fuller, Joe	1982, 83, 84, 85	Hein, Mark	1986, 87, 88, 89	Klahn, Scott	1991, 1993
Agnew, Dan	1965	Breitbach, Louis	1937	Daniels, Mike	1982, 83	Fulton, Derrick	1994, 95	Helgeson, Jeff	1993, 94, 95	Klavas, Bob	1976, 77
Aimable, Moses	1984, 85	Brinkley, Ronald	1954, 55	Davis, Carl	1975, 76	Furrey, Mike	1997	Helmer, Danny	1987	Klieman, Chris	1986, 87, 89, 90
Aldrich, Charles	1974	Brinkman, Matt	1989, 90	Davis, Cleo	1974			Helming, Ryan	1997	Klostermann, Barry	1986, 87
Aldrich, John	1973, 74	Brinkman, Mike	1988, 89	Davis, Damian	1988, 89	G — Gant, Richar	1947	Hendrickson, Mark	1976, 77, 78, 79	Knapczyk, Ken	1984
Alexander, Troy	1990, 91	Brown, Ed	1972, 73	Davis, Parnell	1989	Gardner, Scott	1984, 85	Herdiska, Mike	1989	Knock, Bob	1955, 56
Allen, Andre	1991, 92, 93, 94	Brown, Jim	1949, 50	Davison, Brian	1995	Gau, Mike	1979, 80	Herrin, John	1990, 91, 92, 93	Koch, Les	1963, 64
Allen, Andy	1995, 96	Brown, Mike	1979, 80	Day, Pat	1988, 89, 90	Gehrke, Brad	1989, 90	Hershberger, James	1954, 55	Kolpin, Mike	1985, 86, 87, 88
Allen, Terry	1975, 76, 77, 78	Brown, Neville	1997	DeHaan, Cody	1997	Geise, Doran	1978, 79	Hill, Cedric	1983, 84	Kolsrud, Don	1954
Alston, Barry	1973	Brown, Stanley	1947, 48, 49	Deike, Dallas	1973, 74, 75, 76	Genzler, Dave	1978, 80	Hill, Charlie	1961	Kolthoff, Ken	1984, 86, 87
Andersen, Brian	1996, 97	Brown, Sylvester	1990, 92, 93, 94	Deines, Dana	1976, 77, 78, 79	Ginn, Bryan	1976, 77	Hill, Eric	1981	Koos, Dave	1995
Anderson, Jeff	1994	Brown, Ted	1977	DeLaere, Marc	1992, 93, 94	Gipper, Tim	1981	Hill, John	1984, 85, 86, 87	Kortemeter, Karl	1979
Anderson, Joe	1979, 80, 81, 82	Bruder, Marty	1984	Derhammer, David	1966	Girdner, Jeff	1979, 80	Hillman, Mike	1973	Korver, Doug	1963, 64
Anderson, Kevin	1986, 87, 88, 89	Byan, Fred	1980, 81, 82	DeVan, Paul	1945, 47, 48	Glass, Myron	1991, 92, 93, 94	Hines, Jerry	1987, 88	Kothe, Jacob	1992, 93, 94, 95
Anderson, Mike	1991, 92, 93, 94	Buchwald, Randall	1974, 75, 76	Dhaemers, Steve	1989, 90, 91	Goff, Mark	1982	Hoagland, Rodney	1953, 54	Kovacevich, Bill	1965, 66
Anderson, Wes	1987, 88	Buck, Don	1958	Dickens, Charles	1974, 75	Golly, Tracy	1987	Hobbs, Kirk	1980, 81, 82	Krapfl, Mike	1989, 90
Angell, Mike	1985, 86	Bumgardner, Mark	1950, 51	Dillavou, Darrell	1947	Gonzalez, Luis	1985, 86	Hodam, Rick	1967	Kratky, Robert	1953
Arnold, Ed	1976, 77, 78	Burckhard, Wendlen	1938, 39	Doak, Ryan	1997	Goodvin, Elvin	1946, 47	Hoffa, Randy	1975, 76, 77	Krebs, Walt	1975, 76
Armstrong, Terry	1985, 86	Burdick, Harold	1949	Dockett, Owen	1977, 78, 79, 80	Goodwille, Gene	1941	Holcomb, Randy	1983, 84	Kroemer, Ken	1959, 60
Arvidson, Tim	1980	Burkle, Cory	1993, 94, 95, 96	Dodd, Ron	1972, 73, 74	Goree, Darryl	1982, 83	Hollimon, Terry	1997		
Asleson, George	1989	Burns, Peter	1989, 90, 91, 92	Donnel, Allen	1987	Gougis, Jeff	1986	Holmes, Mark	1981, 82, 83	L — LaFollette, Andy	1994, 95, 96
Augustin, Tim	1996	Buser, Loren	1963, 64	Donovan, Scott	1973	Graham, Kevin	1981	Holt, Greg	1980	LaGrant, Quincy	1997
Austin, Brendan	1992, 93	Bush, Delond	1993, 94, 95	Dooley, Troy	1994, 95	Gray, Mike	1997	Honsbruch, Merlyn	1941	Lakin, Jeffrey	1974, 75, 76
Avelchas, Nick	1941, 42	Buss, Jeff	1982, 83, 84	Dunn, LeRoy	1953, 54	Gray, Rodney	1990, 91, 92	Hougom, Steve	1988, 89	Lanaghan, Richard	1953, 54
		Bute, Gordon	1937	Dunnigan, Charlie	1959	Green, Larry	1967	Houser, Steven	1975	Lancaster, Aaron	1991
B — Bahr, Dennis	1962, 63	Butler, Doug	1951, 53, 54	Durflinger, Scott	1991, 92, 93, 94	Green, Troy	1989	Howard, Sherrod	1985, 86, 87, 88	Landau, Arthur	1953, 54
Baker, Brian	1984, 85, 86, 87	Button, Dennis	1962	Dutcher, George	1937, 38	Gregory, John	1959	Hudnutt, Michael	1990, 91, 92, 93	Lang, Terry	1978, 79
Barbatti, Thomas	1966, 67	Bymes, Ray	1948, 49			Griffin, Kenneth	1942, 46	Huffman, Max	1956, 57, 58	Lange, Dick	1962
Barney, Willie	1993, 94, 95, 96			E — Eagen, Todd	1986, 88, 89, 90	Griffith, Donald	1939	Hull, Chris	1990	Lanning, Jim	1981, 82
Barnhart, Don	1940, 41	C — Caballero, Mark	1984, 85	Easter, Marcus	1994, 95, 96	Griffith, Jerry	1979, 80, 81	Hunemuller, Reed	1975, 76, 77, 78	Lappe, Graydon	1947
Barz, Kevin	1976, 77	Cacek, Charles	1948	Eastman, Dale	1976	Griffin, Anthony	1993	Hunt, Bob	1941	Larimore, Don	1948
Basye, James	1965	Cade, Renaldo	1981	Eckhardt, Skip	1978, 79, 80	Grimes, Edward	1984, 85	Hutchings, James	1983, 84	Lee, Bob	1946, 47, 48, 49
Batten, Pat	1972, 73	Camarrata, Lavene	1942	Ehrig, Dave	1978, 79	Grove, Don	1954, 56			Lee, John E.	1992, 92, 93, 94
Baumler, Brad	1988, 89, 90, 91	Campbell, Dave	1986, 87, 88, 89	Eichelberger, Don	1961	Grover, Judd	1990	I — Indvik, Bo	1941, 42	Lee, John P.	1990, 91, 92, 93
Bayevsky, Jesse	1939	Campbell, Jim	1972, 73	Eliander, Darrin	1986, 87, 88, 89	Grundy, Randy	1982	Ingalls, Steve	1980, 81, 82	Lee, Terry	1989
Beach, John	1949, 50	Campbell, Melvin	1974, 75, 76	Eisenlauer, Richard	1950	Gulick, Bruce	1966, 67	Isaacson, Mike	1991, 92	Leonardelli, Terry	1975, 76
Bealles, Bill	1983, 84, 85	Campbell, Mike	1985, 86, 87, 88	Eisenmenger, Pat	1973, 74, 75	Guzman, Julio	1997	Issak, Oliver	1954	Leonardelli, Todd	1977, 78
Bealles, Jeff	1984, 85, 86, 87	Capitani, Ralph	1951, 53, 54	Ellingson, Rick	1977, 78					Lewis, Davey	1981
Beals, Matt	1996, 97	Cappaert, Jim	1982	Elliott, Richard	1978, 80	H — Haberman, Wayne	1977	J — Jackson, Carly	1981, 82	Lewis, Jim	1981, 82
Beamon, Willie	1989, 90, 92	Carlo, Douglas	1974, 75, 76	Ellis, Kelly	1977, 78, 79, 81	Hadennfeldt, Bob	1941, 45	Jackson, Doug	1987, 88	Linn, Aaron	1940, 41
Beard, Steven	1993, 94, 95, 96	Beard, Luke	1986, 87, 88	Elmer, Andrew	1997	Hadley, Ron	1978	Jackson, Jim	1962, 63	Linsenmeyer, Jeremy	1993, 94, 95, 96
Beck, Brian	1996, 97	Carson, Tim	1973, 74	Elsbernd, Ryan	1992, 93, 94	Hagge, Lauren	1945	James, Paul	1972, 73, 74	Lippman, Matt	1994
Becker, Howard	1960	Case, Walter	1947, 48	Enion, Randy	1974	Hahn, Bobby	1956, 57	Jenkins, Charles	1983, 84	Lister, Charles	1990, 91
Beetsch, Richard	1953, 54	Chambers, Bill	1945	Erstad, David	1976, 77, 78	Hall, Lance	1995, 96	Jenkins, John	1996	Long, Troy	1982
Behr, Ryan	1992, 93, 94, 95	Chambers, Jeff	1985, 86, 87, 88	Ezzel, Scott	1981, 82, 83	Hall, Pat	1975, 76	Jensen, Milo	1939	Lounsberry, Steve	1971, 72, 73
Bellock, Cyril	1940, 41, 42	Christensen, Paul	1977, 78	Evans, Dave	1980	Hall, Randy	1997	Johansen, Norman	1941	Loving, Jason	1946, 47
Bellock, Vincent	1967	Christianson, W.	1940			Halligan, Pat	1955, 56	Johnson, Doug	1974	Ludwig, Nate	1997
Berg, Chris	1994, 95	Church, Kenneth	1942	F — Farley, Mark	1983, 84, 85, 86	Hamilton, Jeff	1976, 77	Johnson, Jay	1989, 90, 91, 92	Luense, Kirk	1996, 97
Bergstrom, Richard	1967	Clapp, Chris	1994, 95, 96, 97	Fedderson, Rory	1987, 88, 89, 90	Hamilton, Scott	1979, 80, 81	Johnson, Jim	1979, 80, 81, 82	Lynch, Pat	1976, 77, 78
Berlin, Eddie	1997	Clarahan, Rick	1979	Ferguson, Garrett	1996, 97	Hammar, Greg	1993	Johnson, Marvin	1967	Lyons, Darryl	1981, 82
Berry, Nelson	1979	Clark, Ralph	1982, 83, 84	Fertig, Robert	1975, 76, 77	Hammond, Del	1964	Johnson, Mike	1979, 81, 82, 83	Lyons, Edward	1939
Beverlin, Ken	1963, 64	Clark, William	1974, 76, 77	Facco, Ron	1975, 76	Hammond, Kevin	1992, 93, 94, 95	Johnson, Steve	1991, 92	Lyons, Eric	1994, 95
Bice, Greg	1958	Clayton, Alonzo	1994, 95, 96, 97	Finn, Howard	1939	Hampton, Robert	1967	Jones, Doug	1973, 74		
Bienfang, Homer	1947, 48, 49, 50	Clement, Larry	1966	Fisher, Bud	1948, 49, 50	Hamrock, Jason	1992, 93, 94, 95	Jones, James	1987, 88, 89, 90	M — Maas, Jim	1940, 41
Bitton, Lawrence	1953, 54	Clemmenson, Harvey	1945	Fisher, Donald	1953, 54	Haning, Thomas	1974, 75, 76	Jones, Jason	1995, 96	MacAllister, Jack	1946
Blaha, Dale	1974	Cochrane, Clark	1956	Fisk, Jack	1950	Hanley, Hurley	1959, 60	Jones, Marvin	1937	MacDonald, Joel	1992
Blankenberg, Steve	1973	Cook, Carroll	1937	Flynn, Paul	1986, 87, 88	Hansen, Bryce	1966	Jones, Scott	1991	Macklin, Ken	1988, 89
Boals, Dan	1960, 61	Cook, Ray	1982, 84, 85	Fontana, Mike	1989, 90	Hansen, Denny	1986, 87	Jones, Tom	1981, 82, 83	Magrane, Jerry	1951
Bock, Michael	1966	Corney, Tank	1991, 92	Formanek, Larry	1979, 80	Hansen, Pat	1986, 89	Judge, Joe	1991, 92	Mallander, Chris	1987
Bohnsack, Lou	1950, 51	Cory, Mark	1981	Formanek, Richard	1954, 55	Hansen, Warren	1958, 59	Junkman, Charles	1983, 84	Malone, Terrance	1995, 96, 97
Boland, Art	1938, 39	Coughlin, Kevin	1977	Fortney, Shane	1997	Hanssen, Mark	1984, 85, 86, 87	Junkman, Randy	1970, 71	Manigault, Joe	1975, 76, 77
Bonnette, Seth	1989, 90	Cowan, Spencer	1983, 84, 85, 86	Foster, Jerry	1953, 55	Harken, Matt	1992, 93, 94, 95			Maragos, Nicholas	1974, 75, 76
Bonsall, Duane	1957, 58	Cox, Dave	1960, 61	Foster, Jerry	1959	Harms, Dennis	1972, 73	K — Kagan, Leo	1937, 38	Marbles, Derrick	1991, 92, 93, 94
Borland, Glen	1957	Cox, Louis	1986, 87	Fox, Terry	1965, 66	Harnack, Don	1987, 88	Kalis, Ed	1950	Marchman, Otis	1995, 96, 97
Borman, Eric	1990	Cramer, Dean	1953	Frankie, Scott	1985, 86	Harrington, Todd	1991, 92, 93, 94	Kane, Allen	1937	Martin, Scott	1992
Bormann, Eric	1992	Crane, Bob	1959, 60	Fransen, Jim	1973, 74	Harris, Steve	1981, 82, 83, 84	Kanne, Todd	1985	Marsden, Clement	1939
Bostic, Alan	1987, 88	Crew, Leland	1949, 50	Fredericks, Chris	1991, 92	Hartema, Ron	1964	Kaylor, Mahlon	1950, 51	Martin, Dale	1942
Botkin, Mark	1985, 86, 87, 88	Cribbs, William	1947	Freibolin, Fred	1981, 82, 83, 84	Hartman, Dean	1959	Keith, Kevin	1990, 91	Martin, Leon	1940, 41
Bowen, Dick	1941, 42	Crouch, George	1987, 88	Freeman, Roger	1955, 56	Hartung, Dan	1978, 79	Kelley, Matt	1994, 95, 96	Martin, Ralph	1950
Bower, Dan	1992, 93, 94, 95	Culver, Mark	1995, 96	Freney, William	1990, 91, 92	Harvey, Ken	1980, 81	Kettner, Dennis	1967	Matthews, Dave	1965
Bowman, Carl	1960	Curry, Mike	1977, 78	Friess, Doug	1982, 83	Hawthorne, Greg	1994, 95, 96	Key, Thelonious	1985, 86, 87, 88	Masonholder, Merle	1963, 64
Boyd, Carl	1985, 86, 87	Cutshall, Bob	1941	Friess, Keith	1987	Hayes, Brad	1979, 80, 81, 82	Killins, Pete	1982	McCabe, Ben	1938, 39



McCalley, Ryan	1996	Nuss, Chris	1989, 90, 91, 92	Riebe, Harland	1938, 39	Smith, Casey	1990, 91, 92, 93	Vettraino, Regi	1997
McCleary, Garland	1985			Roberson, Justin	1996, 97	Smith, Jack	1958	Vice, Jason	1993, 95, 96
McCleary, Jason	1991, 92, 93, 94	O — Obermeier, Scott	1992, 93	Roberts, Hugh	1938	Smith, Jason E.	1992	Voggeator, Roy	1953, 54
McComas, Rob	1989, 90, 91, 92	O'Brien, Joe	1981, 82, 83, 84	Roberts, Keelan	1977, 78, 80	Smith, Jason L.	1991		
McCorvey, Dave	1985, 86, 87	Oden, Markel	1981, 82, 83, 84	Roberts, Lew	1956	Smith, Kriss	1973	W — Wachenheim, James	1953
McDermott, Don	1946, 47, 48	Oddo, Pat	1980	Roberts, Phil	1963, 64, 65	Smith, Mike	1984, 85, 86, 87	Wachenheim, Lee	1947, 49, 50, 51
McFadden, James	1982, 83	O'Donnell, Brett	1991, 92, 93, 94	Roberts, Tom	1981, 82, 83	Smith, Morris	1956	Waite, Mike	1989
McFarland, Scott	1990	O'Donnell, Jim	1972, 73	Robinson, Daniel	1984, 85	Smith, Lyle	1953	Walker, Taras	1996, 97
McKenzie, Ray	1955	Ogren, Bob	1948, 49	Roby, Bill	1981	Smith, Robert	1966	Walker, Thomas	1953, 54
McKinstry, Greg	1997	Olin, Dick	1965	Roby, Kelson	1979	Smith, Tom	1973	Wallace, Greg	1988, 89, 90
McMahon, Brad	1976	Olinyk, Mike	1977	Roderick, Ron	1957	Soli, Terry	1976	Wallace, Joseph	1990, 91, 92, 93
McNeal, Kenny	1980	Oliphant, Rich	1962, 63	Rogers, Larry	1976	Soliday, Jake	1997	Waller, Matt	1993, 94, 95, 96
McNeal, Stephn	1982, 83	Olsen, Christian	1995, 96	Rohlfen, LaVerne	1948, 50, 53	Sonnenberg, Al	1960	Walter, Eric	1995, 96
McPherson, Ted	1963, 64	O'Neill, Tim	1997	Rokes, Tracy	1982, 83	Sorensen, Hans	1948, 49, 50	Ward, Dedric	1993, 94, 95, 96
Meester, Brad	1996, 97	Ori, Frank	1984, 85	Roloff, Harlan	1947, 48, 49	Sovereign, George	1949	Ware, Doug	1983, 84
Mehrl, Randy	1989, 90	Orth, Terry	1984, 85, 86	Root, John	1980, 81, 82	Sovich, Frank	1955, 56	Warner, Kurt	1990, 91, 92, 93
Melchert, Jeff	1983, 84, 85	Otto, Nick	1977, 78	Rosene, Vernon	1953, 54	Spahn, Jim	1976, 77	Washington, Maurice	1978
Meredith, Scott	1996, 97	Owen, Ron	1965	Rosien, James	1953, 54	Spani, Jim	1982	Waskosky, John	1983
Messingham, Court.	1986, 88, 89	Owens, Scott	1982, 83, 84, 85	Ross, Phil	1973, 74	Spanjers, Matt	1977, 78	Waters, Duane	1960, 61
Meyer, Dave	1982			Rowray, Richard	1951	Spann, Dannie	1995, 96	Watson, Eric	1981
Micho, Jim	1990	P — Page, Earl	1947	Rubie, Russ	1985, 86, 87, 88	Speicher, Al	1983, 85	Webster, Kevin	1980, 81, 82
Mikesh, Marvin	1955	Panasci, Frank	1941	Rush, Dan	1987, 88, 89, 90	Spoden, Steve	1985, 86, 87, 88	Weed, Gerald	1947
Millner, Chris	1980, 81, 82, 83	Parson, Merritt	1947			Squire, Rick	1977, 78, 79, 80	Weissenburger, Tom	1982
Miller, Dempsey	1996, 97	Pastorino, Charles	1939, 40, 41	S — Sabus, Larry	1956	Squiers, Curt	1959	Wellbrock, Richard	1990, 91
Miller, Dick	1965	Pattee, Andy	1994, 95, 96, 97	Saffy, Jason	1990	Stegall, Rod	1977, 78	Wentzel, Bob	1975, 76, 77
Miller, Jim	1950, 51	Paulsen, Arnold	1951	St. Meyer, Steve	1995, 96	Steines, Mark	1983, 84	White, Eric	1985, 86, 87
Miller, Larry	1982, 83, 84	Paulsen, William	1950, 51	Salinas, Steve	1994	Steinkamp, Gene	1940, 41	White, Gary	1963
Miller, Leon	1997	Paup, Bryce	1986, 87, 88, 89	Salmon, Bill	1973, 74	Stelk, Jeff	1982	Whiteley, Frank	1949
Miller, Lloyd	1941	Pedersen, Ray	1965, 66	Salmon, Marc	1993, 94, 95	Stelken, Art	1983, 85, 86	Whitver, Mark	1976, 77, 78
Miller, Richard	1966	Pederson, Matt	1996, 97	Salz, Mark	1979, 80, 81, 82	Stephenson, Kent	1962, 63	Wiegmann, Bruce	1960, 61
Miller, Robert	1947, 48, 49	Peebles, Errol	1985, 86, 87, 88	Sanders, Al	1980	Stevens, Bob	1960, 61	Wilcox, Gary	1959, 60
Miller, Tim	1993, 94, 95, 96	Peitler, Steve	1988, 89	Sanders, Mario	1983, 84	Stewart, Don	1980, 81, 82	Willard, Kevin	1983, 85, 86, 87
Minnick, Phil	1962, 63	Pena, Javier	1990, 91, 92, 93	Sandifer, Brian	1989	Stolz, Todd	1989, 90	Williams, Bob	1946, 47
Minnick, Ted	1960, 61	Penelton, James	1994	Sandon, Steve	1979, 80, 81	Storbeck, Bob	1984, 85, 86	Williams, Brandon	1995, 96
Minnieweather, D.	1993	Petersen, Duane	1988, 89, 90, 91	Sanford, Darnell	1961	Stovall, Jeff	1993, 94, 95, 96	Williams, Glenn	1993, 94
Mitchell, Brian	1989, 90, 91	Peterson, Matt	1996, 97	Santee, Claude	1939	Stratton, Ed	1978, 79, 80	Williams, John	1949
Mitchell, Pat	1959, 60, 61	Peterson, Scott	1975, 77, 78	Saxon, Henry	1984, 85	Stratton, Marty	1973, 74, 75, 76	Williams, John	1967
Mohling, Paul	1947	Peterson, Tim	1987, 88, 89, 90	Scalissi, Tom	1973, 74, 75, 76	Streets, Scott	1994, 95, 96, 97	Williams, Pat	1983, 84, 85, 86
Mohr, Bruce	1965, 66	Phipps, Neil	1976, 77	Schipper, Travis	1994, 95, 96, 97	Strickland, Maceo	1994, 95, 96, 97	Williams, Pat	1988, 89, 90, 91
Molstead, Mike	1983, 84	Pilcher, Jon	1992, 93, 94, 95	Schmitt, Al	1984	Strotzman, Bill	1965	Williams, Robert	1983, 84, 85
Monroe, Tony	1990, 91, 92, 93	Pinkham, Thomas	1966, 67	Schoenenberger, J.	1978	Sullivan, John	1958	Williams, Wendell	1959, 60
Monson, Chad	1990, 91, 92	Pippett, Mark	1987	Schonert, Steve	1980, 81, 82	Sutherland, Kerry	1980	Willett, Mike	1976, 79
Montgomery, Bruce	1962, 63	Pitlik, James	1975, 76, 77, 78	Schooley, Dave	1973, 74	Swisher, Kurt	1976, 77	Wilson, Darren	1984, 85
Montgomery, Norm	1977, 78	Podemski, James	1938	Schooley, Phil	1967	Szopinski, Terry	1981, 82, 83	Wilson, Lucas	1996, 97
Moore, Randy	1977	Popovic, Milo	1988, 89	Schramm, Earl	1942			Wilson, Mark	1979, 80, 81, 82
Moretz, Brian	1992, 93, 94, 95	Poppen, Mike	1997	Schuler, Doug	1970, 71	T — Talton, Tyree	1995, 96, 97	Wissler, Harvey	1947
Morgan, Jerry	1959	Porter, James	1994, 95	Schulte, Charles	1958, 59	Tatoian, Mike	1980, 81, 82	Wistey, Glenn	1946
Morris, Andy	1995, 96	Powell, Earl	1995	Schulte, Mike	1988, 89, 90, 91	Taylor, Anthony	1992, 93, 94, 95	Wittman, Ed	1941
Morrison, Dick	1984	Pratt, David	1989	Schultz, Randy	1963, 64	Taylor, Bryan	1983	Woepking, Warren	1966, 67
Morrison, Greg	1985	Price, Anthony	1985, 86, 87, 88	Schultz, Roger	1980, 81	Tegeles, Rod	1977, 78	Wohlers, Bill	1958
Morrison, Ken	1983, 85	Price, Dwayne	1982, 83, 84, 85	Schwartz, Bill	1960, 61	Tenpenny, Tracy	1988, 89, 90, 91	Wolf, Paul	1991, 92, 93, 94
Morrison, Mike	1994, 95, 96	Price, Rick	1964, 65	Schwartz, Ken	1973, 74	Thomas, Clayton	1955, 56	Wolter, Greg	1975
Moses, Neal	1976	Prior, Don	1949, 50	Scott, Randy	1973, 74	Thomas, Jim	1973, 74	Womochil, Jim	1987, 88, 89
Moses, Tim	1984, 85			Scriven, Lon	1966	Thomas, Tramon	1997	Woodley, Mike	1970, 71, 72, 73
Mosley, Tim	1990, 91, 92, 93	Q — Quirarte, Tony	1980	Seiple, Larry	1982	Thomas, Troy	1982, 83, 84	Woolhiser, Eugene	1951
Mote, Kevin	1985, 86, 87			Shafraht, Jerry	1981, 82	Thomsen, Ralph	1965, 66	Wright, Dennis	1962
Mulholland, Ed	1966	R — Rabey, Howard	1937, 38	Sharar, Lincoln	1993, 94, 95, 96	Thompson, Brett	1990	Wright, Steve	1977, 78, 79, 80
Mumma, D.J.	1991, 92, 93, 94	Raffensperger, John	1959, 60	Shaw, Mike	1976, 77, 79	Thompson, Larry	1961, 62	Wright, William	1938, 39
Murphy, Tom	1956	Rainbow, Bud	1949, 50	Shedd, Kenny	1989, 90, 91, 92	Thorne, Brian	1981	Wright, Woody	1987, 88
Muyengwa, Tendai	1995, 96, 97	Ramthum, David	1977, 78, 79, 80	Shelton, Chris	1990, 91, 92, 93	Thorp, Kevin	1979, 80		
		Randall, Walter	1997	Sherman, Walt	1949	Threatt, Ed	1990, 91, 92, 93	X —	
N — Nelson, Erik	1996, 97	Ranum, Brad	1990	Shimp, Martin	1941	Timmermans, Mike	1973, 74	Y — Yancey, Franchot	1982
Nelson, Rick	1982, 83	Rater, Larry	1967	Shirk, Clifford	1939	Toben, Josh	1992, 93, 94, 95	York, Bill	1950
Nelson, Simon	1990, 91, 92	Rauch, Karl	1951, 53	Sickles, Sid	1963	Todd, Danny	1979, 80	Young, Charles	1990, 91
Nelson, Walter	1994	Reading, Jason	1990, 91, 92, 93	Siddens, Robert	1947	Tolliefson, David	1953, 54	Yount, Dave	1982
Nepote, Rick	1979	Reed, Ryan	1996	Simkus, Tony	1950	Toom, Michael	1966		
Netusil, Clay	1984, 85, 86	Reimer, Rick	1980	Simpson, Bill	1954	Trewin, Joe	1996		
Neuwohner, Jon	1979, 80	Reinhardt, Eldon	1960, 61	Sims, Marvin	1994, 1996	Trosky, Gregg	1978	Z — Zabloudil, Bob	1946
Nixon, Tom	1976	Remmert, Brad	1993, 94	Skain, Dick	1949			Zehr, Nathan	1996, 97
Nofal, Justin	1997	Remmert, Chad	1990	Skibsted, Dave	1973	U — Urbanek, Justin	1995, 96	Zumbach, Brad	1980
Nordlie, Craig	1980, 81, 82	Remmert, Dennis	1956, 58	Sloan, Marvin	1955, 56	Ursini, Mike	1982		
Norenberg, Stan	1955	Reyerson, Mace	1958, 59	Smallwood, Scott	1986, 87	V — VanOort, Larry	1961, 62		
Norman, Larry	1972, 73, 74	Reynolds, Jerry	1953, 54	Smiley, Mike	1980	Vaughn, James	1982, 83		
Norris, Jeremy	1992	Rial, Tim	1990, 91, 92	Smith, Bill	1966				



1974

Dennis Harms, OL
Charles Frisk, OL
Paul James, LB

1976

Dave Schooley, WR
Mel Campbell, DL

1977

Terry Allen, QB
Neil Phipps, DL

1979

Owen Dockter, DL

1980

Jerry Griffith, DE
Owen Dockter, DT

1981

Jerry Griffith, DE

1982

Jim Lewis, DL
Joe O'Brien, DL

1983

Troy Thomas, OT

1984

Mark Farley, LB
Mike Molstead, PK
Troy Thomas, OT

1994

First Team: Donald Mumma, OC
Brett O'Donnell, QB
Second Team: Paul Wolf, LB
Honorable Mention: Ryan
Elsbernd, P
Matt Harken, TE
Jeff Helgeson, FS

1995

First Team: Chris Berg, QB
Matt Harken, TE
Second Team: Andy Pattee, OT
Honorable Mention: Steve
Beard, QB
Troy Dooley, RB
Eric Lyons, OL
Marc Salmon, DB
Travis Schipper, LB

1996

First Team: Steve Beard, QB
Greg Hawthorne, TE
Travis Schipper, LB
Second Team: Andy Morris, LB

Honorable Mention: Andy
Pattee, OL

1997

First Team: Brad Meester, OC
Matt Peterson, DE
Travis Schipper, LB

Second Team: Matt Pedersen,
LB

Honorable Mention: Andy
Pattee, OL

Luke Wilson, DE

ACADEMIC ALL-AMERICANS

1974 — Paul James, LB

1980 — Owen Dockter, DT
(2nd Team)

1985 — Mark Farley, LB
(District 7)

1986 — Mark Farley, LB
(District 7)

1991 — Mike Schulte, RB (2nd
Team)

**NCAA POST-GRADUATE
SCHOLARSHIP**

1981 — Owen Dockter,
Sociology

Since 1920 (48-21-7)

1920 UNI 14, Parsons 0
1921 UNI 7, Simpson 6'
1922 UNI 0, Upper Iowa 0
1923 Western Union 6, UNI 2
1924 UNI 13, Simpson 0
1925 UNI 20, Luther 9
1926 UNI 34, Buena Vista 0
1927 UNI 14, Upper Iowa 6
1928 UNI 0, Grinnell 0
1929 UNI 7, Simpson 0
1930 Coe 13, UNI 2
1931 Western Michigan 14, UNI 0
1932 UNI 13, Morningside 0
1933 UNI 0, Simpson 0
1934 Grinnell 19, UNI 12
1935 UNI 21, Western Michigan 14
1936 UNI 6, Morningside 0
1937 Western Michigan 7, UNI 0
1938 Morningside 13, UNI 7
1939 UNI 13, Western Michigan 13
1940 UNI 13, Pittsburg St. 6
1941 Western Michigan 28, UNI 7
1942 UNI 26, Morningside 7
1945 UNI 58, South Dakota St. 7
1946 UNI 0, Western Michigan 0
1947 UNI 31, Morningside 13
1948 UNI 33, South Dakota St. 7
1949 UNI 49, Augustana (SD) 0
1950 Drake 34, UNI 18
1951 UNI 27, Morningside 7
1952 South Dakota 34, UNI 20
1953 UNI 34, Morningside 20
1954 South Dakota 34, UNI 33
1955 UNI 13, Morningside 12
1956 UNI 20, Morningside 20
1957 UNI 27, North Dakota 20
1958 Morningside 26, UNI 18
1959 UNI 14, North Dakota 9
1960 UNI 26, Morningside 0
1961 UNI 34, Augustana 6
1962 UNI 21, Morningside 18
1963 UNI 9, North Dakota 0
1964 UNI 24, Morningside 14
1965 UNI 27, Augustana 21
1966 UNI 2, Morningside 0
1967 UNI 23, Augustana 10
1968 Morningside 14, UNI 13
1969 UNI 14, South Dakota 2
1970 Morningside 19, UNI 7
1971 North Dakota 23, UNI 10
1972 UNI 27, Morningside 13
1973 South Dakota 19, UNI 7

1974 UNI 41, Drake 17
1975 UNI 20, Augustana 14
1976 UNI 37, Morningside 7
1977 Augustana 35, UNI 27
1978 Western Illinois 21, UNI 7
1979 UNI 20, Akron 17
1980 UNI 41, Southwest Missouri St. 0
1981 Northern Michigan 17, UNI 13
1982 Idaho 38, UNI 13
1983 UNI 41, Wisconsin-LaCrosse 0
1984 UNI 24, SW Missouri St. 10
1985 UNI 24, Indiana St. 7
1986 UNI 45, Southwest Missouri St. 3
1987 Montana 33, UNI 16
1988 Western Illinois 28, UNI 27
1989 UNI 39, Ferris St. 3
1990 UNI 31, Illinois St. 0
1991 UNI 56, Morgan St. 6
1992 UNI 41, Illinois St. 14
1993 UNI 17, Indiana St. 10
1994 McNeese St. 34, UNI 24
1995 UNI 17, Eastern Illinois 7
1996 UNI 47, Illinois State 10
1997 UNI 35, Youngstown State 32

HOMECOMING RESULTS

OPPONENT	G	W	L	T	PCT.	First Game	Last Game	Last UNI	Score OPP	Lock Haven	1	1	0	0	1.000	1995	1995	55	10
Akron	2	1	1	0	.500	1978	1979	20	17	Loras	11	7	2	2	.727	1909	1945	19	14
AR-Pine Bluff	1	1	0	0	1.000	1986	1986	36	7	Luther	10	6	3	1	.650	1925	1934	0	0
Arkansas State	1	1	0	0	1.000	1987	1987	49	28	Mankato State	15	10	2	3	.767	1955	1997	39	15
Arkansas Tech	1	1	0	0	1.000	1980	1980	49	10	Marshall	3	0	3	0	.000	1991	1996	14	31
Augustana	32	23	9	0	.719	1947	1991	45	22	McNeese State	8	5	3	0	.625	1986	1997	5	22
Boise State	1	0	1	0	.000	1990	1990	3	20	Minnesota	1	0	1	0	.000	1987	1987	7	24
Boston University	1	0	1	0	.000	1993	1993	21	27	Minnesota-Morris	1	0	1	0	.000	1979	1979	0	13
Bowling Green	1	0	1	0	.000	1947	1947	7	19	Montana	3	0	3	0	.000	1981	1994	20	23
Bradley	4	4	0	0	1.000	1958	1962	27	6	Montana State	2	1	1	0	.500	1986	1987	53	7
Buena Vista	6	4	2	0	.667	1916	1927	6	0	Moorhead State	1	1	0	0	1.000	1993	1993	48	0
Cal Poly-SLO	1	0	1	0	.000	1997	1997	24	38	Morgan State	2	2	0	0	1.000	1988	1991	56	6
Camp Dodge	1	1	0	0	1.000	1918	1918	19	0	Morningside	49	35	11	3	.745	1903	1977	30	13
Camp Funston	1	0	1	0	.000	1917	1917	0	32	Murray State	1	1	0	0	1.000	1995	1995	35	34
Cedar Falls HS	1	1	0	0	1.000	1896	1896	6	2	Nebraska-Omaha	12	6	5	1	.542	1936	1981	42	13
Cedar Valley Sem.	1	1	0	0	1.000	1896	1896	12	0	Nevada-Las Vegas	1	0	1	0	.000	1975	1975	30	48
Central (IA)	1	1	0	0	1.000	1945	1945	38	14	Nevada-Reno	1	0	1	0	.000	1982	1982	0	37
Central Michigan	4	0	4	0	.000	1953	1970	9	27	NE Louisiana	1	0	1	0	.000	1987	1987	41	44
Central Missouri	2	2	0	0	1.000	1983	1984	34	0	NE Missouri St.	8	5	3	0	.625	1925	1985	41	34
Charles City	3	3	0	0	1.000	1905	1909	28	0	Northern Arizona	2	1	1	0	.500	1988	1990	36	16
Coe	31	13	16	2	.452	1895	1953	21	7	Northern Illinois	3	2	1	0	.667	1927	1964	9	14
Clarion Univ.	1	1	0	0	1.000	1990	1990	52	12	Northern Michigan	17	5	12	0	.294	1963	1984	44	24
Colorado State	2	0	1	1	.250	1925	1926	0	12	North Dakota	37	25	12	0	.676	1936	1978	35	17
Cornell (IA)	16	9	5	2	.625	1899	1935	0	0	North Dakota St.	40	22	18	0	.550	1938	1982	7	12
Creighton (NE)	3	1	2	0	.333	1904	1940	0	20	NW Missouri St.	3	3	0	0	1.000	1983	1985	49	0
Dayton	1	0	1	0	.000	1948	1948	7	33	Oklahoma State	1	0	1	0	.000	1990	1990	23	33
Delaware State	1	1	0	0	1.000	1985	1985	37	17	Parsons	8	4	3	1	.563	1920	1929	19	6
Des Moines	7	4	3	0	.571	1901	1928	12	7	Pittsburgh	1	0	1	0	.000	1988	1988	10	59
Drake	43	17	25	1	.407	1900	1985	9	24	Reinbeck HS	1	1	0	0	1.000	1896	1896	28	10
Dubuque	7	2	4	1	.357	1914	1924	19	6	St. Ambrose	2	0	1	1	.250	1923	1924	0	3
Eastern Illinois	21	14	6	1	.690	1975	1996	21	14	St. Cloud State	3	3	0	0	1.000	1976	1996	44	7
E. Kentucky	1	0	1	0	.000	1971	1971	7	21	St. Thomas	2	1	0	1	.750	1926	1927	6	6
E. Michigan	8	3	5	0	.375	1930	1968	7	34	Simpson	18	6	9	3	.417	1900	1940	52	7
E. Washington	4	4	0	0	1.000	1985	1994	27	17	South Dakota	39	21	17	1	.551	1899	1982	41	24
Ellsworth	17	13	4	0	.765	1897	1925	30	0	South Dakota St.	40	22	16	2	.575	1935	1979	7	14
Emporia State	4	2	2	0	.500	1938	1948	0	26	SE Missouri St.	2	1	1	0	.500	1980	1982	17	20
Evansville	1	1	0	0	1.000	1980	1980	63	33	Southern Illinois	16	10	6	0	.625	1965	1997	28	27
Fairbank HS	1	1	0	0	1.000	1908	1908	54	0	Southern Utah	2	2	0	0	1.000	1996	1997	53	33
Fort Hays	1	1	0	0	1.000	1989	1989	43	15	SW Missouri St.	18	15	3	0	.833	1980	1996	23	22
Ferris State	1	1	0	0	1.000	1989	1989	39	3	SW Texas State	2	1	1	0	.500	1993	1994	19	20
Georgia Southern	1	0	1	0	.000	1985	1985	33	40	Stephen F. Austin	2	1	1	0	.500	1995	1996	38	12
Grand Valley	1	1	0	0	1.000	1981	1981	21	20	Still	1	1	0	0	1.000	1921	1921	66	0
Grinnell	15	5	7	3	.433	1899	1938	10	0	Upper Iowa	20	10	7	3	.575	1895	1928	13	13
Hamline	2	1	1	0	.500	1945	1946	46	6	Waterloo HS	7	7	0	0	1.000	1896	1912	39	0
Haskell	1	1	0	0	1.000	1936	1936	21	0	Waterloo YMCA	1	1	0	0	1.000	1898	1898	23	0
Hastings	1	1	0	0	1.000	1955	1955	26	7	Wayne State (NE)	2	2	0	0	1.000	1976	1988	77	0
Hillsdale	1	0	1	0	.000	1960	1960	6	17	Weber State	3	2	1	0	.667	1978	1991	38	21
Idaho	6	2	4	0	.333	1981	1995	12	16	Western Illinois	26	18	8	0	.692	1967	1997	22	29 20T
Idaho State	2	2	0	0	1.000	1990	1992	49	11	Western Kentucky	4	2	2	0	.500	1975	1992	34	6
Illinois State	14	11	3	0	.786	1972	1997	50	34	Western Michigan	17	4	11	2	.294	1930	1949	6	20
Indiana State	14	11	3	0	.786	1983	1997	29	21 3 OT	Western Union	2	1	1	0	.500	1923	1926	23	0
Iowa	13	1	12	0	.077	1898	1997	0	66	Wheaton	1	1	0	0	1.000	1960	1960	21	18
Iowa State	20	3	14	3	.225	1899	1996	23	42	William & Mary	1	1	0	0	1.000	1996	1996	38	35
Iowa Training	3	2	0	1	.833	1903	1905	12	6	William Penn	20	10	5	5	.750	1901	1932	13	0
Iowa Wesleyan	7	7	0	0	1.000	1914	1928	34	0	Winona State	2	2	0	0	1.000	1984	1995	48	3
Jacksonville St.	1	1	0	0	1.000	1993	1993	35	14	WI-LaCrosse	1	1	0	0	1.000	1983	1983	41	0
Kansas State	3	3	0	0	1.000	1985	1989	10	8	WI-Platteville	1	1	0	0	1.000	1915	1915	82	0
Kansas St.-Pitt.	4	3	1	0	.750	1940	1974	31	22	WI-Stevens Point	1	1	0	0	1.000	1972	1972	40	6
Lamar Tech	1	1	0	0	1.000	1964	1964	19	17	WI-Whitewater	4	4	0	0	1.000	1975	1984	73	7
Leander Clark	6	2	1	3	.583	1897	1913	0	0	Woodbine	1	1	0	0	1.000	1901	1901	12	6
Lennox	6	4	2	0	.667	1895	1910	63	0	Wyoming	1	0	1	0	.000	1993	1993	42	45
Light Guards	1	0	1	0	.000	1902	1902	8	16	Youngstown State	12	8	4	0	.667	1978	1997	35	32

1895 (1-2-0)	
12	Coe.....10
4	Lennox.....12
0	Upper Iowa.....5
No Coach Designated	

1896 (4-3-0)	
5	Coe.....10
22	Waterloo High School.....0
0	Lennox.....42
0	Coe.....17
12	Cedar Valley Seminary.....0
28	Reinbeck High School.....10
6	Cedar Falls High School.....2
No Coach Designated	

1897 (5-1-0)	
56	Waterloo High School.....0
10	Ellsworth.....26
10	Coe.....8
10	Upper Iowa.....6
6	Waterloo High School.....0
16	Leander Clark.....12
Coach-Fred Wolff	

1898 (4-0-1)	
23	Waterloo YMCA.....0
40	Cornell.....0
18	Coe.....0
0	Upper Iowa.....0
11	Iowa.....5
Coach-E.K. Leighton	

1899 (1-3-2)	
0	Iowa.....22
6	Grinnell.....12
0	Cornell.....11
0	Iowa State.....0
57	Coe.....80
0	South Dakota.....0
Coach-Mr. Sweetland	

1900 (3-4-1)	
42	Waterloo High School.....0
0	Iowa.....68
6	Cornell.....6
12	Upper Iowa.....5
6	Coe.....16
5	Iowa State.....0
0	Simpson.....33
0	Drake.....50
Coach-Fred Williams	

1901 (3-4-1)	
11	Cornell.....6
0	Iowa.....16
0	Iowa State.....0
0	Drake.....32
6	Simpson.....6
16	William Penn.....0
72	Des Moines Univ.....0
12	Woodbine.....6
0	Coe.....6
6	Iowa.....10
Coach-G.B. Affleck	

1902 (1-6-1)	
5	Iowa.....63
12	Cornell.....11
5	Drake.....36
12	Coe.....18
6	William Penn.....6
8	Light Guards.....16
0	Iowa State.....52
5	Simpson.....17
Coach-Charles A. Pell	

1903 (4-3-1)	
0	Iowa Training.....0
0	Iowa.....29
55	Lennox.....0
28	William Penn.....0
18	Cornell.....5
33	Morningside.....0
6	Coe.....28
5	Des Moines.....17
Coach-Charles A. Pell	

1904 (5-3-1)	
76	Iowa Training.....5
36	Simpson.....0
0	Iowa State.....17
17	Cornell.....10
5	Iowa.....11
75	Coe.....0
6	William Penn.....6
6	Drake.....26
6	Creighton.....0
Coach-Charles A. Pell	

1905 (5-3-2)	
23	Waterloo High School.....6
23	Charles City.....0
0	Iowa State.....29
12	Iowa Training.....6
6	Cornell.....0
5	Iowa.....41
6	Coe.....6
6	William Penn.....12
31	Ellsworth.....0
0	Morningside.....0
Coach-Charles A. Pell	

1906 No Football	
---------------------	--

1907 No Football	
---------------------	--

1908 (5-0-0)	
54	Fairbank High School.....0
22	Lennox.....0
18	Ellsworth.....5
15	Ellsworth.....0
16	Charles City.....0
Coach-Clayton B. Simmons	

1909 (6-0-0)	
28	Charles City.....0
36	Lennox.....0
32	Loras.....16
24	Grinnell.....6
5	Coe.....0
6	Leander Clark.....0
Coach-Clayton B. Simmons	

1910 (1-4-1)	
63	Lennox.....0
0	Leander Clark.....0
3	Simpson.....6
0	Ellsworth.....17
6	Grinnell.....24
6	Loras.....17
Coach-J.O. Perrine	

1911 (3-2-1)	
27	Waterloo High School.....0
17	Ellsworth.....5
0	Leander Clark.....6
6	Cornell.....31
0	Loras.....0
11	Simpson.....6
Coach-H.F. Pasini	

1912 (5-2-1)	
7	Iowa.....35
7	Grinnell.....38

6	Coe.....0
0	Leander Clark.....0
7	Loras.....3
6	Ellsworth.....3
17	Upper Iowa.....2
39	Waterloo High School.....0
Coach-H.F. Pasini	

1913 (2-3-1)	
3	Iowa.....45
0	Ellsworth.....6
12	Grinnell.....0
0	Leander Clark.....0
12	Upper Iowa.....0
0	Drake.....25
Coach-Allen Berkstresser	

1914 (2-5-1)	
-----------------	--

6	Des Moines.....0
0	Iowa.....95
0	Ellsworth.....26
6	Dubuque.....6
7	William Penn.....19
0	Upper Iowa.....12
13	Iowa Wesleyan.....0
3	Drake.....14
Coach-Allen Berkstresser	

1915 (3-3-0)	
7	Dubuque.....25
10	Loras.....13
61	Upper Iowa.....19
82	Wisconsin-Platteville.....0
9	Morningside.....20
24	Ellsworth.....0
Coach-Allen Berkstresser	

1916 (1-7-0)	
0	Iowa State.....12
7	Morningside.....38
0	Upper Iowa.....27
0	Cornell.....27
0	Dubuque.....20
3	Buena Vista.....7
2	Dubuque.....30
13	Ellsworth.....0
Coach-Allen Berkstresser	

1917 (2-3-0)	
42	Iowa Wesleyan.....0
0	Camp Funston.....32
0	Upper Iowa.....7
10	Des Moines.....0
0	William Penn.....6
Coach-J.O. Perrine	

1918 (1-3-0)	
0	Morningside.....28
0	Upper Iowa.....6
19	Camp Dodge.....0
3	Coe.....52
Coach-Russell Glaesner	

1919 (2-4-1)	
0	Cornell.....14
0	William Penn.....0
7	Upper Iowa.....19
2	Morningside.....41
51	Ellsworth.....0
71	Dubuque.....0
0	Des Moines.....6
Coach-Ivan Doseff	

1920 (4-2-1)	
0	Coe.....10
14	Buena Vista.....0

21	William Penn.....0
14	Parsons.....0
38	Ellsworth.....0
14	Loras.....14
0	Des Moines.....6
Coach-Ivan Doseff	

1921 (5-1-1)

0	Cornell	0
0	Eastern Michigan	3
21	Western Michigan	14
0	Coe	18
32	Simpson	7
7	Grinnell	7
41	Morningside	7
22	South Dakota State	13

Coach-Thomas Johnson

1936 (5-2-2)		
0	Iowa State	0
24	Grinnell	0
0	North Dakota	19
21	Coe	0
12	Western Michigan	6
21	Haskell	0
0	South Dakota State	13
0	Morningside	0
7	Nebraska-Omaha	7

Coach-Clyde Starbeck

1937 (2-4-3)		
12	Iowa State	14
20	Grinnell	20
0	North Dakota	21
0	Western Michigan	7
6	Coe	6
33	South Dakota State	0
0	South Dakota	13
13	Nebraska-Omaha	0

Coach-Clyde Starbeck

1938 (3-5-0)		
10	Grinnell	0
0	Western Michigan	20
7	North Dakota State	14
14	Coe	0
7	Morningside	13
14	Emporia State	13
2	South Dakota	26
6	Nebraska-Omaha	13

Coach-Clyde Starbeck

1939 (5-3-1)		
12	Northeast Missouri	0
0	Creighton	26
6	North Dakota	19
7	Emporia State	34
13	Western Michigan	13
16	Coe	0
7	Morningside	0
14	South Dakota	0
19	North Dakota State	0

Coach-Clyde Starbeck

1940 (8-1-0)		
0	Creighton	20
15	North Dakota	0
13	North Dakota State	7
20	Western Michigan	19
13	Kansas State-Pitt.	6
13	Morningside	0
12	South Dakota State	2
27	Nebraska-Omaha	7
52	Simpson	7

Coach-Clyde Starbeck

1941 (5-3-0)		
21	South Dakota State	0
32	North Dakota	10
13	Morningside	0
7	Western Michigan	28
6	Kansas State-Pitt.	12
51	North Dakota State	6
0	Drake	13
34	Nebraska-Omaha	13

Coach-Clyde Starbeck

1942 (6-1-0)		
38	South Dakota State	0
27	North Dakota State	19

6	Western Michigan	14
26	Morningside	6
36	South Dakota	0
27	Drake	12
48	Nebraska-Omaha	0

Coach-Clyde Starbeck

1943
No Football (War Years)1944
No Football (War Years)

1945 (3-3-0)		
38	Central (IA)	14
13	Iowa State	48
19	Loras	14
7	Hamline	27
58	South Dakota State	7
6	Drake	53

Coach-Clyde Starbeck

1946 (4-1-2)		
6	South Dakota State	6
18	Iowa State	20
46	Hamline	6
0	Western Michigan	0
38	Morningside	0
21	North Dakota State	0
46	Drake	0

Coach-Clyde Starbeck

1947 (5-3-1)		
14	Iowa State	31
21	North Dakota	0
13	North Dakota State	12
33	Emporia State	6
0	Western Michigan	14
31	Morningside	13
6	Drake	6
39	Augustana	0
7	Bowling Green	19

Coach-Clyde Starbeck

1948 (7-3-0)		
7	Iowa State	27
32	Morningside	0
6	Drake	0
33	South Dakota State	7
13	Western Michigan	6
26	North Dakota	14
34	Augustana	0
0	Emporia State	26
19	North Dakota State	0
7	Dayton	33

Coach-Clyde Starbeck

1949 (5-2-0)		
6	Western Michigan	20
27	North Dakota State	6
13	South Dakota State	14
40	North Dakota	0
49	Augustana	0
30	Morningside	10
21	South Dakota	14

Coach-Clyde Starbeck

1950 (4-4-0)		
13	South Dakota State	34
33	North Dakota	21
33	North Dakota State	25
8	Iowa State	26
18	Drake	34
34	Augustana	13
13	Morningside	7
7	South Dakota	14

Coach-Clyde Starbeck

1951 (3-4-0)		
6	South Dakota State	48
49	North Dakota	19

14	North Dakota State	27
6	Drake	39
67	Augustana	7
27	Morningside	7
7	South Dakota	25

Coach-Clyde Starbeck

1952
(6-2-0)

12	Drake	14
32	North Dakota State	0
27	Coe	24
27	North Dakota	14
47	Augustana	0
28	Morningside	26
20	South Dakota	34
47	South Dakota State	34

Coach-Clyde Starbeck

1953 (6-3-0)		
20	Central Michigan	34
19	South Dakota State	52
21	Coe	7
34	North Dakota	6
27	North Dakota State	21
39	Augustana	13
34	Morningside	20
34	South Dakota	27
20	Drake	27

Coach-Clyde Starbeck

1954 (3-5-0)		
21	Central Michigan	42
39	North Dakota State	0
12	Drake	14
14	North Dakota	13
50	Augustana	0
12	Morningside	20
33	South Dakota	34
20	South Dakota State	41

Coach-Clyde Starbeck

1955 (8-1-0)		
26	Hastings	7
21	South Dakota State	34
21	Drake	14
32	North Dakota State	0
13	North Dakota	7
28	Augustana	7
13	Morningside	12
33	South Dakota	26
33	Mankato State	7

Coach-Clyde Starbeck

1956 (2-5-1)		
20	Drake	0
44	Northeast Missouri	26
6	Augustana	13
20	Morningside	20
19	North Dakota	20
19	South Dakota	20
27	South Dakota State	31
13	North Dakota State	19

Coach-Clyde Starbeck

1957 (5-3-0)		
12	Drake	34
20	South Dakota State	23
18	North Dakota State	0
35	Northeast Missouri	13
54	Augustana	12
7	Morningside	21
27	North Dakota	20
27	South Dakota	7

Coach-Clyde Starbeck

1958 (4-5-0)		
29	Bradley	12
25	Mankato State	0
21	North Dakota State	11
20	Drake	16
15	Augustana	26

18	Morningside	26
0	North Dakota	14
8	South Dakota State	13
14	South Dakota	38

Coach-William Hammer

1959
(6-3-0)

22	Bradley	15
21	Mankato State	0
22	North Dakota State	32
14	Drake	6
6	Augustana	7
22	Morningside	14
14	North Dakota	9
6	South Dakota	27
14	South Dakota State	12

Coach-William Hammer

1960 (9-1-0)		
41	Mankato State	16
19	North Dakota State	7
14	Drake	3
27	Augustana	7
26	Morningside	0
7	North Dakota	0
40	South Dakota	0
12	South Dakota State	0
21	Wheaton	18

Mineral Water Bowl

6 Hillsdale

Coach-Stan B. Sheriff

1961
(7-2-0)

37	Bradley	6
19	Mankato State	0
33	North Dakota State	8
6	Drake	21
34	Augustana	6
43	Morningside	14
25	North Dakota	0
27	South Dakota	7
13	South Dakota State	36

Coach-Stan B. Sheriff

1962
(7-1-1)

27	Bradley	6
20	Mankato State	8
28	South Dakota	0
33	North Dakota State	0
15	Drake	21
21	Morningside	18
13	North Dakota	8
13	South Dakota State	13
21	Augustana	15

Coach-Stan B. Sheriff

1963
(5-3-1)

12	Northern Michigan	11
14	Mankato State	14
33	South Dakota	6
0	North Dakota State	21
12	Drake	21
49	Morningside	14
9	North Dakota	0
13	South Dakota State	27
45	Augustana	6

Coach-Stan B. Sheriff

1964
(9-2-0)

14	Northern Michigan	7
36	Mankato State	0
7	North Dakota State	14
34	North Dakota	0
41	Drake	14
24	Morningside	14
49	Augustana	0
23	South Dakota State	14
13	South Dakota	6
9	Northern Illinois	14

Pecan Bowl		
19	Lamar Tech	17

Coach-Stan B. Sheriff

1965
(4-5-0)

7	Northern Michigan	10
16	Southern Illinois	23
7	North Dakota State	20
0	North Dakota	34
7	Drake	31
14	Morningside	7
27	Augustana	21
41	South Dakota State	0
41	South Dakota	0

Coach-Stan B. Sheriff

1966
(4-5-0)

0	Northern Michigan	21
6	Drake	9
10	North Dakota	23
28	Augustana	7
7	Southern Illinois	30
2	Morningside	0
13	South Dakota State	7
14	South Dakota	30
41	North Dakota State	14

Coach-Stan B. Sheriff

1967
(7-3-0)

3	Northern Michigan	7
12	Western Illinois	0
9	North Dakota State	10
7	North Dakota	0
23	Augustana	10
7	Drake	10
29	Morningside	19
17	South Dakota State	16
15	South Dakota	7
14	Eastern Michigan	6

Coach-Stan B. Sheriff

1968
(5-5-0)

13	Northern Michigan	24
33	Western Illinois	6
14	North Dakota	10
34	Augustana	12
38	South Dakota State	10
21	Drake	19
13	Morningside	14
7	South Dakota	13
15	North Dakota State	31
7	Eastern Michigan	34

Coach-Stan B. Sheriff

1969
(5-5-0)

14	Northern Michigan	24
10	Central Michigan	28
10	Augustana	21
24	South Dakota State	14
23	Drake	13
30	Morningside	7
14	South Dakota	2
13	North Dakota State	41
40	North Dakota	10
14	Western Illinois	23

Coach-Stan B. Sheriff

1970
(2-8-0)

0	Northern Michigan	21
9	Central Michigan	27
24	South Dakota State	8
17	South Dakota	41
13	Drake	0
10	North Dakota State	43
6	North Dakota	41
10	Augustana	20
7	Western Illinois	29

Coach-Stan B. Sheriff

1971
(4-5-0)

9	Northeast Missouri	22
---	--------------------	----

7	Eastern Kentucky	21
23	South Dakota State	0
8	South Dakota	0
0	Drake	28
21	Morningside	0
11	North Dakota State	23
10	North Dakota	23
17	Augustana	0

Coach-Stan B. Sheriff

7	at Northern Michigan	41
31	Eastern Illinois	21
0	at North Dakota State	58
9	North Dakota	6
27	Augustana	35
17	Nebraska-Omaha	19
30	at Morningside	13
22	at South Dakota State	12
34	South Dakota	14
27	St. Cloud State	14

Coach-Stan B. Sheriff

1972 (4-6-0)		
41	WI-Stevens Point	6
14	Illinois State	24
21	Mankato State	0
7	South Dakota	21
0	North Dakota State	42
14	Drake	21
27	Morningside	13
9	North Dakota	38
32	South Dakota State	0
14	Augustana	20

Coach-Stan B. Sheriff

1973 (5-5-0)		
13	Kansas State-Pitt	0
20	Western Illinois	14
7	Mankato State	28
7	South Dakota	19
0	North Dakota State	21
31	Drake	3
28	Morningside	14
17	North Dakota	14
0	South Dakota State	16
0	Augustana	36

Coach-Stan B. Sheriff

1974 (5-4-1)		
31	Kansas State-Pitt	22
14	Western Illinois	40
28	Mankato State	28
20	North Dakota State	0
26	North Dakota	42
41	Drake	17
49	Morningside	14
23	Augustana	38
22	South Dakota State	21
14	South Dakota	26

Coach-Stan B. Sheriff

1975 (9-3)*		
14	Eastern Illinois	8
30	Nevada-Las Vegas	48
35	Mankato State	6
23	North Dakota State	16
20	North Dakota	21
27	Drake	24
21	Morningside	14
20	Augustana	14
14	South Dakota State	3
45	South Dakota	19
49	Wisconsin-Whitewater	6
12	Western Kentucky	14

*Includes NCAA Div. II game with Western Kentucky

Coach-Stan B. Sheriff

1976 (8-3)		
7	Northern Michigan	41
34	Nebraska-Omaha	13
1	at St. Cloud State	0
24	at North Dakota	22
7	at Augustana	6
38	Wayne State	0
37	Morningside	7
13	South Dakota State	16
14	at South Dakota	7
9	North Dakota State	10
47	at WI-Whitewater	20

Coach-Stan B. Sheriff

1977 (6-5)		
21	Northeast Missouri	31

1978 (2-9)		
15	Wisconsin-Whitewater	12
14	Youngstown State	31
22	at Eastern Illinois	38
0	at Weber State	35
14	at Nebraska-Omaha	17
35	North Dakota	17
14	at North Dakota State	42
7	Western Illinois	21
9	South Dakota State	10
18	Northern Michigan	20
28	at Akron	39

Coach-Stan B. Sheriff

1979 (6-5)		
0	Minnesota-Morris	13
11	at Northern Michigan	7
21	North Dakota State	10
15	Nebraska-Omaha	39
0	at Youngstown State	29
20	Akron	17
38	at Western Illinois	25
7	at South Dakota State	14
10	Eastern Illinois	7
23	at South Dakota	9
17	Western Kentucky	24

Coach-Stan B. Sheriff

1980 (7-4)		
8	at Nebraska-Omaha	32
31	Weber State	10
49	Arkansas Tech	10
16	at Northern Michigan	20
35	Western Illinois	28
30	Southeast Missouri	7
41	Southwest Missouri	0
38	at Youngstown State	17
9	at Eastern Illinois	14
14	South Dakota	16
63	Evansville	33

Coach-Stan B. Sheriff

1981 (5-6)		
30	Drake	39
21	Grand Valley State	20
14	at Idaho	59
21	at Montana	42
13	Northern Michigan	17
14	at Western Illinois	21
20	at Southwest Missouri	17
38	Eastern Illinois	17
42	Nebraska-Omaha	13
17	at South Dakota	34
45	Youngstown State	43

Coach-Stan B. Sheriff

1982 (4-6-1)		
13	at Drake	40
10	Southwest Missouri	0
10	Eastern Illinois	10
21	Western Illinois	9
13	Idaho	38
17	at Southeast Missouri	14
33	Northern Michigan	14
0	at Nevada-Reno	37
7	at North Dakota State	12

41	South Dakota	24
13	at Youngstown State	25

Coach-Stan B. Sheriff

1983 (6-5-0)		
34	Drake	10
0	at Indiana State	26
13	at Southwest Missouri	35
9	Southern Illinois	52
32	at Western Illinois	26
41	Wisconsin-LaCrosse	0
0	at Eastern Illinois	13
23	Youngstown State	13
26	at Northern Michigan	45
20	at Central Missouri	7
30	Northwest Missouri	21

Coach-Darrell Mudra

1984 (9-2)		
37	Winona State	0
33	at Drake	28
24	Southwest Missouri	10
30	Western Illinois	17
10	at Southern Illinois	40
73	Wisconsin-Whitewater	7
16	at Youngstown State	6
44	Northern Michigan	24
17	at Eastern Illinois	27
34	Central Missouri	0
48	Northwest Missouri	10

Coach-Darrell Mudra

1985 (11-2)		
9	at Drake	24
10	at Kansas State	6
38	at Southwest Missouri	17
37	Delaware State	17
48	at Western Illinois	14
24	Indiana State	7
50	Youngstown State	26
15	at Illinois State	3
21	Eastern Illinois	20
49	Northwest Missouri	0
41	Northeast Missouri	24
17	Eastern Washington+	14
33	Georgia Southern++	40

+NCAA 1-AA Quarterfinal

+NCAA 1-AA Semifinal

Coach-Darrell Mudra

1986 (7-3-1)		
16	at Mankato State	16
17	at Kansas State	0
45	Southwest Missouri	3
36	Arkansas-Pine Bluff	7
30	at Eastern Illinois	31
24	at Southern Illinois	27
32	Western Illinois	30
25	at Montana State	46
55	McNeese State	38
45	Indiana State	10
22	Illinois State	13

Coach-Darrell Mudra

1987 (10-4)		
34	at McNeese State	31
7	at Minnesota	24
53	Montana State	7
38	at Indiana State	14
16	Montana	33
38	at Iowa State	39
52	at Western Illinois	7
19	Eastern Illinois	17
17	at Southwest Missouri	13
20	Southern Illinois	3
48	Illinois State	17
31	Youngstown State+	28
49	Arkansas State+	28
41	at NE Louisiana St+	OT44

+NCAA 1AA Playoffs

Coach-Darrell Mudra

1988 (5-6)		
10	at Pittsburgh	59
59	Morgan State	10
9	Southwest Missouri	28
27	Western Illinois	28
17	at Iowa State	20
34	at Illinois State	7
17	at Eastern Illinois	15
6	Indiana State	24
12	at Northern Arizona	25
77	Wayne State (NE)	0
24	at Southern Illinois	21

Coach-Earle Bruce

1989 (8-3)		
14	Mankato State	22
10	at Kansas State	8
43	Fort Hays State	15
22	at Southwest Missouri	37
21	at Western Illinois	10
24	at Indiana State	21
39	Ferris State	3
31	Eastern Illinois	28
13	at Illinois State	32
38	Southern Illinois	14
47	Eastern Washington	21

Coach-Terry Allen

1990 (8-4)		
30	Southern Illinois	9
6	at Iowa State	35
23	at Oklahoma State	33
44	at Idaho State	10
31	Illinois State	0
50	Western Illinois	14
23	at Indiana State	33
16	at Eastern Illinois	10
20	Southwest Missouri St.	17
52	Clarion University	12
36	Northern Arizona	16
3	at Boise State+	20

+NCAA 1-AA Playoffs

Coach-Terry Allen

1991 (11-2)		
30	McNeese State	5
45	Augustana (SD)	22
20	at Southern Illinois	21
36	at Idaho	14
56	Morgan State	6
17	at Illinois State	14
49	at Western Kentucky	21
22	at Southwest Missouri St.	0
49	Indiana State	21
24	at Western Illinois	17
18	Eastern Illinois	17
38	Weber State+	21
13	at Marshall+	41

+NCAA 1-AA Playoffs

Coach-Terry Allen

1992 (12-2)		
21	at McNeese State	18
49	Idaho State	11
27	at Iowa State	10
41	Illinois State	14
34	Western Kentucky	6
30	at Southern Illinois	25
27	Idaho	26
34	at Indiana State	13
15	at Eastern Illinois	21
37	Western Illinois	6
37	Southwest Missouri State	12
17	Eastern Washington+	14
29	McNeese State+	7
7	Youngstown State+	19

+NCAA 1-AA Playoffs

Coach-Terry Allen

1993 (8-4)		
10	at McNeese State	27
42	at Wyoming	45
35	Jacksonville State	14
34	Southwest Texas	13
20	at Southwest Missouri St.	14
17	Indiana State	10
31	Eastern Illinois	27
23	at Western Illinois	25
20	at Illinois State	19
48	Moorhead State	0
49	Southern Illinois	17
21	at Boston University+20T	27

+NCAA 1-AA Playoffs

Coach-Terry Allen

1994 (8-4)		
28	at Iowa State	14
19	at Southwest Texas	20
12	Southwest Missouri	7
24	McNeese State	34
11	at Indiana State	10
19	at Eastern Illinois	7
24	Illinois State	17
36	Western Illinois	27
12	at Idaho	21
39	at Southern Illinois	7
27	Eastern Washington	17
20	at Montana+	23

+NCAA 1-AA Playoffs

Coach-Terry Allen

1995 (8-5)		
7	at Stephen F. Austin	26
13	at Iowa	34
55	Lock Haven	10
38	at Western Illinois	7
17	Eastern Illinois	7
27	Indiana State	10
13	Southern Illinois	0
19	at Southwest Missouri	17
29	at Illinois State	31
12	Idaho	16
48	Winona State	3
35	at Murray State+	34
24	at Marshall+	41

+NCAA 1-AA Playoffs

Coach — Terry Allen

1996 (12-2)		
31	at Southern Utah	21
44	St. Cloud State	7
38	Stephen F. Austin	12
23	at Iowa State	42
43	McNeese State	10
47	Illinois State	10
38	Southwest Missouri State	31
33	at Southern Illinois	7
23	at Youngstown State	10
34	at Indiana State	19
30	Western Illinois	6
21	Eastern Illinois+	14
38	William & Mary+	35
14	at Marshall+	31

+NCAA 1-AA Playoffs

Coach — Terry Allen

1997 (7-4)		
0	at Iowa	66
39	Mankato State	15
5	at McNeese State	22
28	Southern Illinois	27
50	at Illinois State	34
22	at Western Illinois 20T	29
35	Youngstown State	32
24	at Cal Poly-SLO	38
23	at Southwest Missouri State	22
53	Southern Utah	33
29	Indiana State 30T	21

Coach — Mike Dunbar

70

NORTHERN IOWA

THE UNIVERSITY OF NORTHERN IOWA



UNI — Where Great Teaching Makes the Difference

The University of Northern Iowa emphasizes outstanding undergraduate education, with complementary graduate programs at the master's, specialist's and doctoral levels. Building on its historic strength in teacher education, the University has developed a number of outstanding programs in its various Colleges. UNI also participates in the bachelor of liberal studies program offered by the Regents Universities, and its Division of Continuing Education and Special Programs sponsors classes off-campus in centers throughout the state. Enrollment on its 860-acre campus stands at over 13,000 students from every county in Iowa, 46 states and 55 foreign countries.

UNI's heritage and philosophy place great value on providing a student-centered educational experience. The University nurtures a premiere learning environment — it is small enough to offer its students individualized attention, yet large enough to provide a variety of resources and opportunities as well as distinguished faculty. The University prides itself on being a great teaching university, and most courses are taught by full-time faculty members (nearly 800) who are committed to helping students grow intellectually and personally.

UNI was founded in 1876 as the Iowa State Normal School. In 1909, it became Iowa State Teachers College. In 1961, the name was changed to State College of Iowa, and in 1967, the Iowa Legislature acted to change the status of the institution to that of a university under its present title.

While maintaining its primary emphasis on teacher education, the University has continued its metamorphosis toward a multi-purpose institution, with nationally acclaimed programs in many disciplines. UNI's accounting program continues to be ranked among the best in the nation. UNI student groups ranging from chemistry to conservation to public relations have been recognized by their respective national groups for the excellence of their programs.

UNI's outreach also extends to the Iowa business community through programs of the External Services Division of the College of Business Administration, including the Institute for Decision Making, Small Business Development Center, and the Management & Professional Development Center. The Iowa Waste Reduction Center provides free, non-regulatory consulting services on waste management to the state's small and medium-sized companies. The Metal Casting Center is another program designed to diversify, expand and strengthen Iowa's economy.

UNI offers a wide variety of cultural programs, lectures and conferences. The Continuing Education division, often in conjunction with the University's Office of Conference and Visitor Services, also cooperates with business and industry in programs of study and development on the campus.

Dr. Robert Koob
President, University of Northern Iowa



Robert Koob, a Northern Iowa alumnus, returned to his alma mater in August of 1995 as its eighth president. A 1962 graduate of what was then State College of Iowa, Koob was named president July 1, 1995, by the Iowa State Board of Regents.

Koob had been a senior vice president and vice president for academic affairs at California Polytechnic State University at San Luis Obispo, CA, since 1990.

Prior to his position at Cal Poly, the 54-year old Koob was vice president of academic affairs at North Dakota State from 1985-90 and he served a one-year term as interim president from 1987-88.

At Cal Poly, Koob was director and chair of the Cal Poly Foundation and served on a number of CSU system committees, including the CSU Commission on Telecommunications Infrastructure.

He began his teaching career at North Dakota State in 1967 as an assistant professor of chemistry, advancing to professor of chemistry in 1972. He served that institution in several capacities before assuming the vice presidency. He was chair of the chemistry department for six years, and acting chair of the physics department one year, as well as dean of the College of Science and Mathematics from 1981-84.

Koob graduated from SCL with a bachelor's in chemistry and earned his doctorate in chemistry from Kansas in 1967. He and his wife, Yvonne, have seven grown children.

"It's an honor for me, as a UNI graduate, to return as president," he said upon his appointment. "I can't imagine anyone being more honored in the state of Iowa."

DR. ROBERT KOOB

Chris Ritrievi
Athletic Director



Christopher Ritrievi is in his seventh year as Northern Iowa Director of Athletics. Since the day he joined the department, he has worked to develop a competitive Division I athletic program at UNI.

A former Division I athlete himself, Ritrievi earned three varsity letters in wrestling at Princeton University, where he received a bachelor's degree in economics in 1979. He earned a master's in business administration from Lehigh University in 1983.

His career in intercollegiate athletics started as a graduate assistant at Lehigh. He has served in administrative and coaching positions at the Eastern College Athletic Conference, Bowling Green State, Princeton, Pennsylvania and Stanford, where he had been associate athletic director prior to coming to UNI.

During his UNI tenure, he has reorganized the management of the athletic department to make it more effective and has set priorities to increase the competitiveness of Panther teams. Emphasizing increased operating budgets for all sports and increased scholarships for women's sports, the department has enjoyed its best performances since joining the NCAA's Division I in 1980. Since 1992, UNI has celebrated Missouri Valley Conference championships in men's cross country, indoor and outdoor track and field and volleyball. Football has won five Gateway Conference titles and has enjoyed the highest attendance in school history, including six of seven UNI-Dome football sellouts.

The department successfully hosted the NCAA Division I National Wrestling Championships in 1997 and two NCAA 1-AA playoff games in 1996. UNI also has played host for volleyball playoff matches and several West Regional Wrestling Championships. The department operates on a balanced budget and student-athletes graduate at rates equal to or better than the student body as a whole. The department also recently received NCAA Certification without conditions.

Ritrievi served as vice president for the MVC athletic directors in 1994-95 and chaired the MVC long-range planning and Gateway Conference finance committees in 1996-97. He also was president of the Division 1-AA Football Athletic Directors Association for the 1996-97 year.

The native of Levittown, PA, is married to the former Stephanie Homeyer, who grew up in Wellsburg, IA.

CHRIS RITRIEVI



**Kevin
Buisman**



**Kevin
Kane**



**Scott
Leisinger**



**Paul
Zakowski**

Northern Iowa Athletic Directory Area Code 319

	Office: 273-6175	Home:
Football Staff		
Mike Dunbar, Head Coach		277-3443
Jeff Zenisek, Assistant Head Coach/Wide Receivers		988-3998
Bret Ingalls, Offensive Coordinator/Offensive Line		266-1453
Denny Schuler, Defensive Coordinator/Linebackers		268-0337
Todd Eagen, Defensive Line		266-4742
Paul Haynes, Defensive Backs		232-2701
Chris Hedden, Running Backs		232-2701
Jay Niemann, Linebackers		292-3790
Steve Beard, Tight Ends		236-3640
Ryan Huzjak, Quarterbacks		277-3756
Chris Behrens, Outside Linebackers		496-3523
Kent Anderson, Film Coordinator		232-6743
Nancy Scoggins, Secretary		235-7950

Athletic Administration		
Dennis Anderson, Assistant Equipment Manager	273-2459	232-4424
Julie Bright, Associate Athletic Director- Business	273-2475	983-2898
Kevin Buisman, Associate Athletic Director- Sport Management	273-2689	291-6269
Kay Bukatz, UNI-Dome Secretary	273-6050	277-8095
Joan Craig, Athletic Director Secretary	273-2470	234-7677
Dave Kohrs, Facilities Coordinator	273-2865	277-4366
Scott Leisinger, Athletic Development Director	273-6078	266-7928
Vicki Melnick, Academic Advisor	273-6023	233-9759
Steve Nurse, Equipment Manager	273-2459	266-8970
Christopher Ritrievi, Athletic Director	273-2470	266-7326
Sloane Rolloff, Athletic Development Coordinator	273-2471	
Jennifer Watson, Athletics Business Office	273-2989	233-3194
Dr. Jack Wilkinson, NCAA Faculty Representative	273-2515	987-2909
Dr. Sandra Williamson, Associate Athletic Director	273-6033	277-1633
Paul Zakowski, Ticket Manager	273-6131	234-5293


Sports Medicine and Conditioning		
Nancy Bowers, Assistant Director	273-6476	266-8219
Jim Kramer, Strength and Conditioning Coach	273-6175	277-0559
Terry Noonan, Director	273-6369	277-4827

Media Relations Staff		
Robert Anderson, Assistant Director	273-2932	
Nancy Justis, Director	273-6354	277-3631
Kevin Kane, Associate Director	273-3642	277-6828
Linda Wiges, Secretary	273-3100	478-8651

Other Important Phone Numbers	
Football Press Box	273-6311
UNI Public Relations	273-2761
Gateway Football Conference Office	314-421-0339
Ticket Office	273-DOME
University Information	273-2311

Opponent Football SIDs

Cal Poly-SLO		Stephen F. Austin	
Jason Sullivan		Rob Meyers	
Office	805-756-6531	Office	409-468-2606
Home	805-549-0273	Home	409-564-8700
Press Box	805-756-2410	Press Box	409-468-3910
Fax	805-756-2650	Fax	409-468-3912
Eastern Michigan		Western Illinois	
Jim Streeter		Doug Smiley	
Office	313-487-0317	Office	309-298-1133
Home	313-485-3221	Home	309-837-6744
Press Box	313-481-0014, 0072	Press Box	309-298-1255/1604
Fax	313-485-3840	Fax	309-298-2060
Illinois State		Winona State	
Kenny Mossman		Michael Herzberg	
Office	309-438-3825	Office	507-457-5576
Home	309-888-4023	Home	507-452-6954
Press Box	309-438-2272/2280	Press Box	507-457-5553
Fax	309-438-5634	Fax	507-457-5606
Indiana State		Youngstown State	
Chris Burkhalter		Rocco Gasparro	
Office	812-237-4160	Office	330-742-3192
Home	812-234-7251	Home	330-793-4389
Press Box	812-237-7656	Press Box	330-742-3192
Fax	812-237-4157	Fax	330-742-3191
McNeese State			
Louis Bonnette			
Office	318-475-5207		
Home	318-477-4182		
Press Box	318-475-5225/5226/5227		
Fax	318-475-5202		
Southern Illinois			
Fred Huff			
Office	618-453-7235		
Home	618-542-2780		
Press Box	618-453-3049		
Fax	618-453-2648		
Southwest Missouri State			
Mark Stillwell			
Office	417-836-5402		
Home	417-862-7962		
Press Box	417-836-5976		
Fax	417-836-4868		



UNI-Dome



Indoor Track



Volleyball




Training Room



Weight Room



Panther Room



NO PLACE LIKE DOME

The UNI-Dome, a unique, multi-purpose athletic facility built in 1976, has gained a reputation as one of the finest collegiate facilities in America. The Dome combines the features of a fieldhouse, football stadium and large auditorium. It contains accommodations for a variety of events, such as concerts, exhibitions, trade shows and convocations, in addition to football, basketball, softball, wrestling and track events. It has been host to the NCAA football playoffs, gymnastics and wrestling championships, high school football and basketball, the Iowa high school football playoffs, and was the site of the 1997 NCAA national wrestling championships.

The Dome's versatility allows for football and basketball games or track meets to be held the same day. Underneath the artificial football turf on a synthetic floor area are basketball and

tennis courts and an eight-lane, 220-yard oval running track.

The turf was replaced six years ago with a new AstroTurf manufactured by Balsam Corporation, the same material that lasted 16 years prior to the installation of the new. It's a premier surface utilized by every Dome facility in North America with the exception of one and offers the best durability and playability of any material on the market. The former air-supported, teflon-coated fabric roof was replaced just this summer with a permanent structure.

Approximately 16,400 spectators can be seated for football games and track meets and, although normal capacity is 10,000 for basketball, seating can be expanded to over 20,000. For stage productions such as concerts, total capacity can reach 25,000.

SHERIFF FIELD NAMED AFTER STAN SHERIFF

The UNI-Dome has been the home of the Panther football program since 1976, but the field itself was named Sheriff Football Field in the spring of 1993 in honor of UNI's former football coach and athletic director. Sheriff was head football coach from 1960-82 and he also served as athletic director from 1970-83. From UNI, he went on to become athletic director at Hawaii, a position he held until dying of an apparent heart attack



January 16, 1993, in Honolulu at the age of 60. Sheriff has been credited with the primary vision for the multi-purpose facility and has been given the most credit for getting the building constructed. At the time of his death, Fred Lewis, a staff columnist for The Honolulu Advertiser, wrote, "His (Sheriff's) diesel drive and far-reaching vision helped the (Hawaii) program scale milestone heights, all the while doing the near impossible in intercollegiate athletics today, operating inside the rules and in the black...Where others saw things as they had been or were, Sheriff was able to see them as they would be and plan accordingly...This was, after all, a man who in his previous job as athletic director at Northern Iowa sold the concept of a 16,800-seat, air-supported domed stadium to a disbelieving town." Former head football coach Terry Allen, who played for Sheriff, said, "Without what Stan Sheriff did, none of us at UNI would have what we have today."

QUICK FACTS

Opened: February, 1976

First Event: UNI vs. Iowa wrestling meet

First FB Game: 1976, vs. Northern Michigan (7-41)

First UNI Victory: 1976, vs. Nebraska-Omaha (34-13)

First Televised Football Game: Sept. 9, 1978, UNI vs. Youngstown State (Mid-Continent Conference debut and first-ever televised Panther football game)

Largest Home Crowd (Sellouts): 16,324, (1990) vs. Southwest Missouri State (20-17); (1992) vs. Idaho (27-26) and Southwest Missouri State (37-12); (1993) vs. Southern Illinois (49-17); (1994) McNeese State (24-34) and Illinois State (24-17); (1995) vs. Idaho (12-16)

UNI Record in the Dome: 111-27-1, 799

Undefeated Seasons: 6, 1984, 1986, 1990, 1993, 1996, 1997 (including post-season)

Most UNI-Dome Points: 77 (UNI 77, Wayne State (NE) 0, 1988)

Most Opponent Points: 52 (Southern Illinois 52, UNI 9, 1983)

Most UNI-Dome Wins in a Season: 8 (1992, 1996)

Most UNI-Dome Losses in a Season: 4 (1978)

Longest UNI-Dome Winning Streak: 29 (Regular season, 1989-94)

Longest Losing Streak: 4 (1978-79, 1988)

Consecutive Winning Seasons: 9 (1989-97)

Consecutive Losing Seasons: 2 (1981-82)

UNI-Dome Records

Pass Attempts: 59, Chris Hegg (Northeast Missouri State) 1985
Pass Completions: 34, Chris Hegg (Northeast Missouri State) 1985
Passing Yards: 429, Chris Hegg (Northeast Missouri State) 1985
Longest Pass: 96, Rick Fahnestock to Albert Brown (Western Illinois) 1986
Touchdown Passes: 6, Mike Smith vs. McNeese State, 1986
Interceptions: 5, Steve Sandon vs. Grand Valley State, 1981; Steve Michuta (Grand Valley State) 1981

Rushing Attempts: 48, Willie High (Eastern Illinois) 1993
Rushing Yards: 275, Steve Harris vs. Northwest Missouri State, 1984
Longest Running Play: 95, George Works (Northern Michigan) 1981
Average Rushing Yards Per Play: 12.8, Wes Anderson vs. Wayne State (17-219) 1988
Rushing TDs: 5, Paris Wicks (Youngstown State) 1981

Receptions: 11, Dan Leikoolid (South Dakota) 1982; Steve Hansley (Northwest Missouri State) 1983; Dedric Ward vs. William & Mary, 1996
Receiving Yards: 247, Dedric Ward vs. Illinois State, 1996
Receiving TDs: 3, Ken Harvey vs. Youngstown State, 1981; Brian Baker vs. Indiana State, 1986; Tim Mosley vs. Southern Illinois, 1993; Dedric Ward vs. Eastern Illinois, 1993; Alonzo Clayton vs. McNeese State, 1996; Dedric Ward vs. Illinois State, 1996; Josh Whipple (William & Mary), 1996

Most Points: 30, Paris Wicks (Youngstown State) 1981
Most TDs: 5, Paris Wicks (Youngstown State) 1981

Total Offense: 448, Mike Smith vs. McNeese State, 1986

Most Field Goals Made: 4, Several (Most recent Matt Waller vs. Southwest Missouri State, 1994)
Most Field Goals Attempted: 5, Paul McFadden (Youngstown State) 1983; Mike Molstead vs. Central Missouri State, 1984; Mike Hollis (Idaho) 1992
Longest Field Goal: 54, Eric Roberts (McNeese State) 1991; Jeff Wilkins (Youngstown State) 1992

Most PATs: 11, Doug Jackson vs. Wayne State, 1988
Most PATs Attempted: 11, Doug Jackson vs. Wayne State, 1988

Most Interceptions: 3, Mike Smiley vs. Eastern Illinois, 1979
Most Interception Yards: 110, Willie Beamon vs. Eastern Illinois, 1989
Longest Interception: 90, George Brown (Mankato State) 1989


Most Tackles: 20, Joe Anderson vs. Drake, 1981; Joe Anderson vs. Youngstown State, 1981; Steve Savard (Northwest Missouri State) 1984; Tim Lance (Eastern Illinois) 1987
Sacks: 4, Matt Pedersen vs. Indiana State, 1997

Most Punt Returns: 7, Milo Popovic vs. Wayne State, 1988; Jackie Kellogg (Eastern Washington) 1992; Kenny Shedd vs. McNeese State, 1991
Most Punt Return Yards: 145, Joe Fuller vs. Wisconsin-Whitewater, 1984
Longest Punt Return: 93, Joe Fuller vs. Wisconsin-Whitewater, 1984

Most Kickoff Returns: 9, Flip Johnson (McNeese State) 1986
Most Kickoff Return Yards: 233, Flip Johnson (McNeese State) 1986
Longest Kickoff Return: 100, Craig Nordlie vs. Drake, 1981; Chris Fontenette (McNeese State) 1992; Chris Watson (Eastern Illinois) 1995

Longest Fumble Return: 83, Patrick Hunter (McNeese State) 1994
Longest Blocked Kick Return: 89, Lavon Major (Eastern Washington) 1992

Most Punts: 13, Dan Lowney (Wisconsin-LaCrosse) 1983; Michael Andrews (Morgan State) 1991
Longest Punt: 73, Tim Mosley vs. McNeese State, 1991




All-American Dedric Ward

UNI-DOME RECORDS



1976	3-3
1977	4-3
1978	2-4
1980	6-1
1981	4-2
1982	4-2-1
1983	4-1
1984	7-0
1985	7-1
1986	6-0
1987	6-1
1988	2-3
1989	5-1
1990	6-0
1991	6-0
1992	8-1
1993	6-0
1994	4-1
1995	5-1
1996	8-0
1997	5-0

NORTHERN IOWA PANTHERS



Sept. 3	@ Eastern Michigan	5 p.m.
Sept. 12	McNeese State	6:30 p.m.
Sept. 19	@ Southern Illinois*	1:30 p.m.
Sept. 26	@ Stephen F. Austin	7 p.m.
Oct. 3	Southwest Missouri State* (Family Night)	6:30 p.m.
Oct. 10	Illinois State*	6:30 p.m.
Oct. 17	Cal Poly-SLO (Homecoming)	1:30 p.m.
Oct. 31	@ Indiana State*	12:30 p.m.
Nov. 7	@ Youngstown State*	12 p.m.
Nov. 14	Western Illinois*	6:30 p.m.
Nov. 21	Winona State	6:30 p.m.

All times central

*Gateway Football Conference games

For ticket information, call 319-273-DOME

