

1997

1997 Panther Football

University of Northern Iowa

Let us know how access to this document benefits you

Copyright ©1997 Athletics, University of Northern Iowa

Follow this and additional works at: <https://scholarworks.uni.edu/amg>



Part of the [Higher Education Commons](#)

Recommended Citation

University of Northern Iowa, "1997 Panther Football" (1997). *Athletics Media Guides*. 240.

<https://scholarworks.uni.edu/amg/240>

This Book is brought to you for free and open access by the Athletics at UNI ScholarWorks. It has been accepted for inclusion in Athletics Media Guides by an authorized administrator of UNI ScholarWorks. For more information, please contact scholarworks@uni.edu.

Offensive Materials Statement: Materials located in UNI ScholarWorks come from a broad range of sources and time periods. Some of these materials may contain offensive stereotypes, ideas, visuals, or language.

ZEBRA

Tight End

Blitz

Drop Back

Stunt

Tango

TOUCHDOWN

FORMATION

Sweep

BLOCK

COVERAGE

1997 PANTHER FOOTBALL
UNIVERSITY OF NORTHERN IOWA

NORTHERN IOWA



1997 SCHEDULE

DATE	OPPONENT/SITE	KICKOFF TIME	SERIES RECORD
Sept. 6	Iowa/Iowa City, IA	11:30 a.m.	1-11-0
Sept. 13	MANKATO STATE/Cedar Falls, IA	6:30 p.m.	9-2-3
Sept. 20	McNeese State/Lake Charles, LA	7:00 p.m.	5-2-0
Sept. 27	(Family Night) SOUTHERN ILLINOIS*/Cedar Falls, IA	6:30 p.m.	9-6-0
Oct. 4	Illinois State*/Normal, IL	3:30 p.m.	10-3-0
Oct. 11	Western Illinois*/Macomb, IL	1:00 p.m.	18-7-0
Oct. 18	(Homecoming) YOUNGSTOWN STATE*/Cedar Falls, IA	1:30 p.m.	7-4-0
Oct. 25	Cal Poly/San Luis Obispo, CA	3:00 p.m.	1st Meeting
Nov. 1	Southwest Missouri State*/Springfield, MO	1:30 p.m.	14-3-0
Nov. 8	SOUTHERN UTAH/Cedar Falls, IA	6:30 p.m.	1-0-0
Nov. 15	INDIANA STATE*/Cedar Falls, IA	6:30 p.m.	10-3-0

Home Games in CAPITAL LETTERS

All Times Central

*Gateway Football Conference Games

1996 RESULTS

12-2-0 Overall, 5-0 Conference (1st)

DATE	OPPONENT/SITE	SCORE	ATT.
Aug. 31	Southern Utah/Cedar City, UT	31-21 W	4,997
Sept. 7	ST. CLOUD STATE/Cedar Falls, IA	44-7 W	10,122
Sept. 14	STEPHEN F. AUSTIN/Cedar Falls, IA	38-12 W	11,078
Sept. 21	Iowa State/Ames, IA	23-42 L	40,122
Sept. 28	MCNEESE STATE/Cedar Falls, IA	43-10 W	14,692
Oct. 12	ILLINOIS STATE*/Cedar Falls, IA	47-10 W	14,522
Oct. 19	SOUTHWEST MISSOURI STATE*/Cedar Falls, IA	38-31 W	14,727
Oct. 26	Southern Illinois*/Carbondale, IL	33-7 W	2,400
Nov. 2	Youngstown State/Youngstown, OH	23-10 W	12,507
Nov. 9	Indiana State*/Terre Haute, IN	34-19 W	5,778
Nov. 16	WESTERN ILLINOIS*/Cedar Falls, IA	30-6 W	15,476
Nov. 30	EASTERN ILLINOIS+/Cedar Falls, IA	21-14 W	10,402
Dec. 7	WILLIAM & MARY+/Cedar Falls, IA	38-35 W	10,796
Dec. 14	Marshall+/Huntington, WV	14-31 L	14,414

Home Games in CAPITAL LETTERS

*Gateway Football Conference Games

+NCAA 1-AA Playoffs

IMPORTANT DATES

FRESHMEN REPORT FOR PRACTICE

Sunday, August 10

FRESHMEN BEGIN PRACTICE

Monday, August 11

UPPERCLASSMEN REPORT FOR PRACTICE

Wednesday, August 13

UPPERCLASSMEN BEGIN PRACTICE

Thursday, August 14

CONTACT PRACTICE BEGINS

Monday, August 18

FIRST DAY OF CLASSES

Monday, August 25

SEASON OPENER AT IOWA

Saturday, September 6



Alonzo Clayton autographs a program for an admiring fan



Ty Talton moves the ball down field against Iowa State last year

PANTHERS

1997 NORTHERN IOWA FOOTBALL GUIDE CONTENTS

MEDIA INFORMATION

1997 Schedule	IFC, BC
Fall Practice Plans	IFC
General Information	2
Telephone Directory	2
Media Information	3
Interview Policy	3
Gateway Conference Directory	4
Conference Info Connection Directory	4
Travel Plans	4
Primary Media Outlets	5
Athletic Media Relations Director	5
Northern Iowa Sports Network	5
Outlook	6-8
Preseason Depth Chart	9
Pronunciation Guide	11
Rosters	10-11

THUMBNAILS

Head Coach Mike Dunbar	12-13
Assistant Coaches	14-16
Alonzo Clayton	18
Tyree Talton	19
Player Profiles	20-29
1997 Recruits	30

STATISTICS

1996 Final Statistics	31-32
1996 Single Game Highs/Lows	33
1996 Game-by-Game Stats	34-35
1996 Game-by-Game Review	36-40
Last Time it Happened	40

OPPONENTS

Gateway Conference Composite Schedule	41
Iowa Hawkeyes, Mankato State Mavericks	42
McNeese State Cowboys, Southern Illinois	
Salukis	43
Illinois State Redbirds, Western Illinois	
Leathernecks	44
Youngstown State Penguins,	
Cal Poly Mustangs	45
Southwest Missouri Bears, Southern Utah	
Thunderbirds	46
Indiana State Sycamores	47
Series Scores	47
UNI Gateway Season-Opener Results	50

GATEWAY FOOTBALL CONFERENCE

Gateway Football Conference Profile	48
1996 Gateway Statistics	49-50
1996 All-Conference Teams	51-52
1996 Gateway All-Americans	52

NCAA

1996 1-AA Statistics	54-55
1996 Week-by-Week 1-AA Poll	56
1-AA Final Polls	57

RECORDS

Northern Iowa Playoff History	58-59
Northern Iowa's 1-AA Statistical Rankings	60
Northern Iowa's NCAA 1-AA/Miscellaneous	
Records	60
School Playoff Records	61
1-AA's Winningest Teams	61
Team Records	62
Highest Scoring Games	62
Margins of Victory/Defeat	62
Rushing Leaders	62
Top Attendance Figures	62
Individual Records	63
Annual Yardage	64
Annual Individual Statistical Leaders	65-70
Year-by-Year Results	71
Versus All Opponents	72
Season Openers	73
Homecoming Results	73
All-Time Scores	74-77
Coaching Records	77
Panther All-Americans	78
All-Time Captains	79
Academic All-Americans	79
All-Time All-Conference	80-81
UNI's Players of Week	81
All-Decade Team	81
All-Time Lettermen	82-83
Panthers in the Pros	84
UNI-Dome Records	92

THE UNIVERSITY

University of Northern Iowa	85
President Koob	86
Director of Athletics Ritrievi	86
Administrative Staff	87-88
Head Coaches	89
Facilities	90-91



The 1997 Northern Iowa Football Guide was compiled, researched, written, edited and design parameters developed by Nancy Justis, Athletic Media Relations Director. Printed by J'N'A Printing. Photography by Jeff Martin and students of the UNI Office of Public Relations (OPR). Special contributions by UNI Media Relations Student Assistants Mike Michaelson and Brett Proskovec.

Media
Information

Bios

Statistics

Opponents

Conference

NCAA

Records

University

N O R T H E R N I O W A

GENERAL INFORMATION

Location	Cedar Falls, IA 50614
Founded	1876
Enrollment	13,000
Affiliation	NCAA Division 1-AA
Conference	Gateway Football Conference
Nickname	Panthers
Colors	Purple and Old Gold
Stadium (Opened)	UNI-Dome (1976)
Playing Surface	AstroTurf
Seating Capacity	16,324
President	Dr. Robert Koob
Faculty Representative	Dr. Jack Wilkinson
Director of Athletics	Christopher Ritrievi
Associate Athletic Directors	John "Jersey" Jermier, Dr. Sandra Williamson
Athletic Business Manager	Julie Bright
Athletic Media Relations Director	Nancy Justis
Assistant Athletic Media Relations Directors	Kevin Kane, Dave Moll
Sports Medicine Director	Terry Noonan
Academic Advisor	Bob Kincaid
Equipment Manager	Steve Nurse
Head Coach	Mike Dunbar
Record at Northern Iowa	0-0
Career Head Coaching Record	54-9-1 (6 years)
1996 UNI Overall Record	12-2
1996 Conference Record/Finish	5-0/1st
1996 Final National 1-AA Ranking	3rd
Offensive Formation	Pro Style
Defensive Alignment	4-3

TELEPHONE NUMBERS

Media Relations Office	319-273-6354
Press Box	319-273-6311
Fax	319-273-3602
Justis at Home	319-277-3631

MAILING ADDRESS

Athletic Media Relations Office
UNI-Dome NW Upper
University of Northern Iowa
Cedar Falls, IA 50614-0314

OVERNIGHT MAIL

Athletic Media Relations Office
UNI-Dome NW Upper
23rd & College Streets
University of Northern Iowa
Cedar Falls, IA 50614-0314

MEMO TO THE MEDIA

The 1997 Northern Iowa football guide has been produced for your ease in covering the Panthers this season. For additional information, photos, credentials or assistance in arranging interviews, please contact the UNI Athletic Media Relations Office.

TELEPHONE DIRECTORY

Area Code - 319

The UNI football office phone number is 273-6175. Please use this number in reaching each of the following coaches.

Nancy Scoggins, Secretary
Mike Dunbar, Head Coach
Todd Eagen, Defensive Line
Paul Haynes, Running Backs
Christopher Hedden, Tight Ends
Bret Ingalls, Offensive Line
Tom Mason, Defensive Coordinator/Linebackers
Jay Niemann, Secondary
Jeff Zenisek, Wide Receivers

BEST TIME TO REACH COACH DUNBAR

Coach Dunbar has requested he be contacted Wednesdays through Fridays between 11 a.m. and 2 p.m. If possible, please do not call on Monday or Tuesday unless it's absolutely necessary, since these are the heaviest preparation days for the staff. Coach Dunbar will be present at the weekly press luncheons, however, held each Monday at 12 noon. If you need other assistance at the beginning of each week, you may call Athletic Media Relations Director Nancy Justis.

MEDIA RELATIONS	HOME	OFFICE
Nancy Justis, Dir.	319-277-3631	273-6354
Kevin Kane, Asst. Dir.	319-277-6828	273-3642
Dave Moll, Asst. Dir.	319-266-3042	273-2932
UNI-Dome Press Box	319-273-6311	
FAX	319-273-3602	

ATHLETIC ADMINISTRATION	OFFICE
Christopher Ritrievi, Director of Athletics	319-273-2470
Athletic Director FAX	319-273-6112
Dr. Jack Wilkinson, Faculty Representative	319-273-2515
John "Jersey" Jermier, Associate Athletic Director	319-273-3097
Dr. Sandra Williamson, Associate Athletic Director	319-273-6033
Julie Bright, Athletic Business Manager	319-273-2475
Terry Noonan, Director of Sports Medicine	319-273-6369
Bob Kincaid, Academic Counselor	319-273-6175
Paul Zakowski, Ticket Manager	319-273-6131

OTHER HEAD COACHES	OFFICE (319)
Iradge Ahrabi-Fard, Volleyball	273-6480
Meredith Bakley, Softball	273-2520
John Bermel, Men's Golf	273-3100
Chris Bucknam, Men's Cross Country-Track	273-6481
Nancy Clark, Men's & Women's Tennis	273-5874
Tony DiCecco, Women's Basketball	273-6443
Jim Hall, Men's & Women's Swimming	273-2406
Kevin Kane, Women's Golf	273-3642
Mark Manning, Wrestling	273-6473
Eldon Miller, Men's Basketball	273-6175
Dave Schrage, Baseball	273-6323
Lea Ann Shaddox, Women's Cross Country-Track	273-6157

MEDIA INFORMATION

Press/Parking Credentials

All requests for credentials should be made at least three days in advance. Credentials are left at the Northwest entrance Will Call window of the UNI-Dome. In accordance with recommendations from the Associated Press Sports Editor's Association, complimentary passes will not be available to the media. Only working press will be assigned seats in the press box. Those media representatives wishing to purchase tickets are urged to contact the UNI-Dome Ticket Office (319-273-6131). Parking is available in the Physical Education Center lot located north of the UNI-Dome. Credentialed media's name will be left with the parking attendant. A parking pass is not required.

Press Box

Northern Iowa's working facilities are located on the east side of the UNI-Dome. Access is available at either the north or south end staircases. The press box is reserved for credentialed sportswriters, radio personnel, statisticians, team filmers, and home and visiting coaching staff. Scoreboard and public address personnel also are housed in the press box.

Broadcasting

Permission to broadcast must be secured at least two weeks in advance from the Athletic Media Relations Director at 319-273-6354. Line installations must be ordered by the individual station through U.S. West at 1-800-603-6000. Northern Iowa operates a reciprocal two-line "trade-out" system for Gateway Football Conference teams, and the lines are available to non-conference opponents for a nominal line charge. Each station will be allocated up to three seats and passes. The broadcast space is located at the south end of the press box. Only one visiting station or network (designated by the visiting team) will be granted broadcast space. For installation purposes, the UNI-Dome is located on Hudson Road in Cedar Falls, no street address.

Photographers

Working space for television film crews are limited. Cameras for working crews should be set up on the platform in the stands located just below the press box, while team cameras may be set up in the middle photo bay area in the press box.

Professional Scouts

Professional scouts will be accommodated in the press box as space permits. Each professional club requiring space should contact the Athletic Media Relations Office at least two weeks in advance for credentials. Credentials are not mailed, but will be left at the Northwest Entrance Will Call Window of the UNI-Dome.

Press Box Services

Game programs, flip cards, complete statistics, and pre-game notes are provided at each Panther game. Two telephones are available post-game in the press box working area. A light meal will be served at halftime.

Post-Game Interviews

Following the 10-minute cooling off period, Coach Mike Dunbar and requested players will meet the media in the Panther Room, located at the northeast corner of the arena, concourse-level. The UNI locker room is open following the 10-minute cooling off period. Every effort is made to have the visiting head coach available for interviews in the Panther Room following Coach Dunbar. Final post-game arrangements can be made with the visiting sports information director and those arrangements will be forwarded to working media.

Info Connection Fax Service

Northern Iowa Athletic Media Relations, the Gateway Football Conference and Info Connection of Atlanta, GA, offer an automated, 24-hour-a-day, seven-day-a-week fax service. For media wishing to access the Info Connection System, you must call 770-399-3066 from the handset of your fax machine. When connected, press 682 for the (Missouri Valley) conference code, then make your selections based on the menu below. Once you have made your selection, push the Start button on your fax. The numbers below are UNI's football information.

- 1705 - Complete Release (14-16 pgs.)
- 1706 - Weekly Tentative Two-Deep Chart (1 pg.)
- 1707 - UNI Rosters (4 pgs.)
- 1708 - Team, Individual Cumulative Statistics (6-8 pgs.)
- 1711 - Coach Dunbar's Weekly Press Luncheon Quotes (1 pg.)
- 1712 - Individual Game Scoring Summary, Team & Individual Statistics (3 pgs.)
- 1713 - Schedule (1 pg.)

Press Luncheons

Northern Iowa head coach Mike Dunbar or one of his staff will be in attendance at the weekly Press Luncheons held each Monday at 12 noon on the lower level of Tally's Grand Cafe on University Avenue. The Press Luncheons are open to the public.

IN-SEASON INTERVIEW POLICY

The Northern Iowa Athletic Media Relations Office and the football coaching staff are eager to assist the media with player and coach interview requests. To help in this endeavor, it is requested that the media contact the Media Relations Office for all player interviews, at which time the requested player's phone number will be given to the media. Players also may be interviewed prior to or directly after practice during the season. Media can contact the football office directly for all coaching staff interviews. However, Coach Dunbar has requested those interviews be held after Tuesday each week. He also is available at each Monday's Press Luncheon. Coach Dunbar may be reached in the football office at 319-273-6175.

Conference Info Connection Directory

GATEWAY FOOTBALL CONFERENCE

(Code 432)
1005 - 1-AA Top-25 Update
1006 - Full Release
1007 - League Standings/Results/Schedule
1008 - Team & Individual Statistics
1009 - Game-by-Game Previews
1010 - Gateway Players of Week

ILLINOIS STATE

(Code 682)
1505 - Full Release
1506 - Team & Individual Statistics

INDIANA STATE

(Code 682)
1601 - Full Release/Game Notes
1602 - Team & Individual Statistics
1603 - Postgame Scoring Summary

NORTHERN IOWA

(Code 682)
1705 - Full Release
1706 - Weekly Tentative Two-Deeps
1707 - UNI Rosters
1708 - Team & Individual Statistics
1711 - Weekly Press Luncheon Quotes
1712 - Postgame Scoring Summary
1713 - Schedule

SOUTHERN ILLINOIS

(Code 682)
2205 - Full Release
2206 - Depth Chart
2207 - Rosters
2208 - Team & Individual Statistics
2209 - Postgame Scoring Summary

SOUTHWEST MISSOURI STATE

(Code 682)
1810 - Schedule
1811 - Roster
1812 - Coach Del Miller's Bio
1813 - Team & Individual Statistics
1814 - Full Release
1815 - Depth Chart
1816 - Postgame Scoring Summary
1817 - Signees

WESTERN ILLINOIS

(Code 432)
1045 - Full Release
1046 - Team & Individual Statistics

YOUNGSTOWN STATE

(Code 432)
1015 - Full Release
1016 - Team & Individual Statistics

GATEWAY FOOTBALL CONFERENCE

Patty Viverito, Commissioner
Mike Kern, Assistant Commissioner
Ed Tschannen, Supervisor of Officials
Jan Moore, Secretary
(Office) 314-421-2268
(FAX) 314-421-3505
(Scoreboard Phone) 314-569-5636
(Bulletin Board) 314-421-0444
(Patty Viverito-Home) 314-863-6552
(Mike Kern-Home) 314-861-1859
(Ed Tschannen-Home) 314-522-9344
(Jan Moore-Home) 314-928-5715

ILLINOIS STATE

Rick Greenspan, Athletic Director
(Office) 309-438-3636
(FAX) 309-438-2323
Todd Berry, Head Football Coach
(Office) 309-438-8671
(FAX) 309-438-3603
Kenny Mossman, Asst. Athletic Director/Media Relations
(Office) 309-438-3825
(FAX) 309-438-5634
(Home) 309-888-4023
(Press Box) 309-438-2280

INDIANA STATE

Larry Gallo, Athletic Director
(Office) 812-237-4040
(FAX) 812-237-2193
Dennis Raetz, Head Football Coach
(Office) 812-237-4074
(FAX) 812-237-2193
Chris Burkhalter, Sports Information Director
(Office) 812-237-4160
(FAX) 812-237-4157
(Home) 812-234-7251
(Press Box) 812-237-7656

NORTHERN IOWA

Christopher Ritrievi, Athletic Director
(Office) 319-273-2470
(FAX) 319-273-6112
Mike Dunbar, Head Football Coach
(Office) 319-273-6175
(FAX) 319-273-2357
Nancy Justis, Athletic Media Relations Director
(Office) 319-273-6354
(FAX) 319-273-3602
(Home) 319-277-3631
(Press Box) 319-273-6311

SOUTHERN ILLINOIS

Jim Hart, Athletic Director
(Office) 618-453-7250
(FAX) 618-453-5152
Jan Quarless, Head Football Coach
(Office) 618-453-3331
(FAX) 618-453-5350
Fred Huff, Sports Information Director
(Office) 618-453-7235
(FAX) 618-453-2648
(Home) 618-542-2780
(Press Box) 618-453-3049

SOUTHWEST MISSOURI STATE

Bill Rowe, Athlete Director
(Office) 417-836-5244
(FAX) 417-836-6344
Del Miller, Head Football Coach
(Office) 417-836-5343
(FAX) 417-836-8475
Mark Stillwell, Sports Information Director
(Office) 417-836-5402
(FAX) 417-836-4868
(Home) 417-862-7962
(Press Box) 417-836-5976

WESTERN ILLINOIS

Dr. Helen Smiley, Athletic Director
(Office) 309-298-1964
(FAX) 309-298-2009
Randy Ball, Head Football Coach
(Office) 309-298-1515
(FAX) 309-298-2009
Greg Seiler, Sports Information Director
(Office) 309-298-1133
(FAX) 309-298-3366
(Home) 309-833-5493
(Press Box) 309-298-1255

YOUNGSTOWN STATE

Jim Tressel, Athletic Director
(Office) 330-742-2385
(FAX) 330-742-3191
Jim Tressel, Head Football Coach
(Office) 330-742-3478
(FAX) 330-742-3191
Greg Gulas, Sports Information Director
(Office) 330-742-3192
(FAX) 330-742-3191
(Home) 330-788-0556
(Press Box) 330-742-3192, 2345, 1966

TRAVEL PLANS

Iowa - Sept. 6
Arrive: Friday Afternoon
Headquarters: Cedar Rapids Sheraton
Phone: 319-366-8671
Transportation: Charter Bus

McNeese State - Sept. 20
Arrive: Saturday Morning
Headquarters: Holiday Inn-Sulphur
Phone: 318-528-2061
Transportation: Charter Flight

Illinois State - Oct. 4
Arrive: Friday Afternoon
Headquarters: Holiday Inn-Normal
Phone: 309-452-8300
Transportation: Charter Bus

Western Illinois - Oct. 11
Arrive: Friday Afternoon
Headquarters: Holiday Inn
Phone: 309-833-5511
Transportation: Charter Bus

Cal Poly - Oct. 25
Arrive: Friday Afternoon
Headquarters: Embassy Suites
Phone: 805-549-0800
Transportation: Charter Flight

Southwest Missouri State - Nov. 1
Arrive: Saturday Morning
Headquarters: Rodeway Inn
Phone: 417-866-6671
Transportation: Charter Flight



PRIMARY MEDIA OUTLETS

Newspapers

ASSOCIATED PRESS: Chuck Schoffner, 505 5th Ave., Suite 1000, Des Moines, IA 50309-2335...1-800-362-2580

***CEDAR RAPIDS GAZETTE:** Mark Dukes, Sports Editor, 500 3rd Ave. S.E., Cedar Rapids, IA 52401...319-398-8257, 1-800-397-8258

***DES MOINES REGISTER:** Dave Witke, Sports Editor, P.O. Box 957, Des Moines, IA 50304...1-800-532-1455 (IA Only), 1-800-247-5346 (Out of state)

***NORTHERN IOWAN:** Sports Editor, University of Northern Iowa, Cedar Falls, IA 50614...319-273-2157

QUAD CITY TIMES: Sports Editor, P.O. Box 3828, 124 E. 2nd St., Davenport, IA 52801...319-383-2220

***WATERLOO COURIER:** Kevin Evans, Sports Editor, P.O. Box 540, Waterloo, IA 50704...319-291-1466

Television

Iowa Public Television: Doug Brooker, P.O. Box 6450, Johnston, IA 50131...515-281-4500

KCCI-TV: Heidi Soliday, Sports Director, P.O. Box 10305, Des Moines, IA 50306...515-247-8811

KCRG-TV: John Campbell, Sports Director, 2nd Ave. at 5th St. S.E., Cedar Rapids, IA 52401...319-398-8391

KGAN-TV: Keith Bleyer, Sports Director, P.O. Box 3131, Cedar Rapids, IA 52406...319-395-9081

***KWWL-TV:** Bryan Lessly, Sports Director, KWWL Bldg., 500 E. 4th St., Waterloo, IA 50703...319-291-1246

Radio

KCNZ: Tracey Williams, Sports Director, 721 Shirley St., P.O. Box 248, Cedar Falls, IA 50613...319-277-1918

KCRR: Elwin Huffman, 501 Sycamore St., Suite 638, Waterloo, IA 50703...319-235-7774

KHAK: Bob Brooks, Sports Director, 425 Second St. N.E., Suite 450, Cedar Rapids, IA 52401...319-365-9431

KWLO: Kelly Neff, Sports Director, Box 1330, Waterloo, IA 50703...319-234-2200

***KOEL:** Gary Rima, Sports Director, P.O. Box 391, Oelwein, IA 50662...319-283-1234

WMT: Ron Gonder, Sports Director, P.O. Box 2147, Cedar Rapids, IA 52406...319-395-0533

Miscellaneous

***Gateway Football Conference:** Mike Kern, Assistant Commissioner, 1000 Union Station, Suite 333, St. Louis, MO 63103...314-421-2268; FAX 314-421-3505; Scoreboard 314-569-5636

Missouri Valley Conference: Jack Watkins, Assistant Commissioner, 1000 Union Station, Suite 333, St. Louis, MO 63103...314-421-0339

***Northern Iowa Media Relations:** Nancy Justis, Director, UNI-Dome NW Upper, Cedar Falls, IA 50614-0314...319-273-6354; FAX 319-273-3602

Scott Peterson, KOEL Color Analyst: 1410 Pin Oak Dr., Cedar Falls, IA 50613

***These outlets would appreciate receiving weekly press releases and the football media guide. Other outlets should receive releases the weeks of competition against Northern Iowa.**

Here all Panther home and away football games on the Northern Iowa Sports Network and TEAMLINE. Flagship station KOEL-FM (92.3 Oelwein/Waterloo/Cedar Falls), with affiliates KIWA-FM (105.3 Sheldon), KWKY (1150 AM Des Moines), KCPS (1150 AM Burlington), KNOD-FM (105.3 Harlan), KMA (960 AM Shenandoah), KLGA-FM (92.7 Algona) and KGRA-FM (98.9 Jefferson). KLMJ-FM (104.9 Hampton), KQWC-FM (95.7 Webster City) and KGLO (1300 Mason City) will carry selected games. The Northern Iowa Sports Network also sponsors the Mike Dunbar Live Call-In Show each Monday during the season from 6:30-7 p.m. To participate, call 1-800-923-KOEL (5635) or listen to it on TEAMLINE (1-800-846-4700, UNI Code 1158). The stations participating in the Call-In Show, besides KOEL, include KWKY-AM (Des Moines), KGRA-FM (Jefferson), KLMJ (Hampton), KQWC (Webster City) and KLMJ-FM (Hampton).



Northern Iowa Sports Network personalities, analyst Scott Peterson, left, and Gary Rima, play-by-play



ATHLETIC MEDIA RELATIONS DIRECTOR

Nancy Justis is in her 18th year as UNI's Athletic Media Relations Director after serving as the school's first full-time assistant. A native of Cedar Rapids, IA, Justis came to UNI in 1974 after one year as a reporter for the Fort Collins (CO) Coloradoan. She spent two years in UNI's Office of Public Relations as an assistant editor and news writer, then moved into sports information in 1976, where she served as the assistant for three years before being named director. She is a member of the Northeast Iowa Chapter of Women in Communications, Inc., the United States Basketball Writers Association and the College Sports Information Directors of America (CoSIDA). She served as chair of CoSIDA's Career Enhancement Committee for several years and has received various awards for her publications from that organization. Justis earned her bachelor's degree from the University of Iowa in 1973. She served as an assistant venue press chief at the 1984 Los Angeles Summer Olympics and at the 1987 Pan American Games. She and her husband, Bob, who announces Panther home football and men's basketball games, have one daughter, Nicole.

1997 OUTLOOK

Eleven starters, including six on offense and five on defense, and a total of 33 lettermen return from Northern Iowa's 1996 third-ranked team which finished 12-2 overall and 5-0 in the Gateway Football Conference, giving the Panthers at least a share of their seventh straight league title.

Business as usual. What's not usual is the addition of Youngstown State as the league's seventh member and an entirely new coaching staff. Mike Dunbar, offensive coordinator at the University of Toledo the past five seasons, was named UNI's new head coach January 9, replacing Terry Allen, who was named head coach at Kansas after eight years of leading the Panthers.

UNI's 1996 season came to an end with a 31-14 loss at first-ranked and second-seeded Marshall in the 1-AA semifinals. That loss represented the fourth time the Panthers had fallen one game short of playing for the national title. The only other '96 loss was to 1-A Iowa State, 42-23.

UNI entered the playoffs ranked third in the nation, a position maintained at the end of the season, and was seeded third in the 16-team playoff. It defeated former Gateway foe, 16th-ranked and 14th-seed Eastern Illinois, 21-14, and seventh-ranked and eighth-seed William & Mary, 38-35, in the UNI-Dome before having to travel to Marshall for the semifinals.

UNI lost 26 seniors from last year's record-breaking campaign, including two-time all-American wide receiver Dedric Ward. Ward was named the league's Offensive Player of the Year for the second straight year and was drafted in the third round by the New York Jets. The Panthers also will be relying on the arm of a first-year starting quarterback for the fifth straight year and must replace the team's top two rushers, their placekicker and punter, their top two scorers and top four tacklers.

"We know the expectation level is high," said Dunbar. "The players expect to be successful. One of the benefits of this program is the high expectation level. We want to continue the rich tradition that exists at UNI as built by the previous staffs. The cupboard is not bare. The toughest thing is replacing those 26 lost players and the senior leadership that is key to any team."

Dunbar said he did not go into spring drills with any preconceived ideas about the Panthers — as a team or as individuals. Players were told positions were up for grabs.

"I assumed there were some pretty

good players," he said. "You don't go 12-2 with a bunch of average guys. I assumed there were some talented individuals, and there are. That's not really a surprise. I also assumed when you go from 85 scholarships to 63, there would be a lack of depth, and there is. So, the biggest challenge I think our staff has is continuing to build depth at every position. It's just a numbers game. And we want to continue to build our walkon program."

With the new staff adjusting to each other, the staff adjusting to the players, and the players adjusting to the staff, just how smooth did spring drills go?

"I was pleased," Dunbar said. "I thought we were able to work through transition. The players adapted well to all the mental changes, practice format changes, the offensive, defensive and kicking game changes. Our goal for the spring was to get all those transitional things over with. Because when we go into the fall, transition is over. When we show up to play Iowa, they could care less whether we've gone through transition."

No team is devoid of either some strengths or some weaknesses, and the Panthers are no different. Dunbar is excited about some aspects of his team, and visibly concerned about others.

"The offensive line should be a

strength with the experience of the guys coming back," he said. "I'm very impressed with the starters. It's one of the areas that does have depth and experience. We hope to play seven or eight guys."

"I was pleased with the running backs," he continued. "There are four pretty talented men there who stayed healthy all spring. And we have a good group of young players coming in. I don't believe tailback is a one-man show. (Tara) Walker, (Justin) Roberson and (Matt) Llanes all had pretty good springs."

Defensively, the front seven is a strength. Moving (Luke) Wilson and (Scott) Meredith up front really paid off. Getting (Jay) Heimsoth back healthy will certainly help. We moved (Wilson and Meredith) from linebacker because we thought we had pretty good depth there to begin with.

"The linebacker group should be very solid. Tendai (Muyengwa) and (Travis) Schipper both had great springs. Leon Miller sat out, but he'll be back in the fall and that should add depth."

Dunbar said lack of depth is his no. one concern and lack of experience in the secondary could be described as a weakness.

"Other than (cornerback) Ty (Talton),

who is a tremendous talent, those other guys haven't played a lot. But we're switching guys over there and may switch more. And quarterback, there's no experience there. Time will tell," he said.

SCHEDULE

The Panthers open the season September 6 at 1-A Iowa, a definite challenge, but Dunbar is looking forward to the season.

"I have no concerns," he said.

"Obviously, Iowa is a very talented football team. But I would hope we would get to continue to play an Iowa or Iowa State. Our players like the challenge, our fans love the challenge and I think it's good for the state of Iowa. It's a win-win deal. Unfortunately, the NCAA and the rules are not conducive to (1-AA teams playing 1-A teams) right now. We have hopes the ADs and administrators of the world will get that changed in time. We certainly won't have any trouble showing (Iowa) respect or getting fired up for that game. It's a heck of a way to start my Northern Iowa career."

UNI's home debut is against Division II Mankato State, followed by a road trip to 1-AA power McNeese State. The conference slate opens at home September 27 against Southern Illinois in the annual Family Night. There are two other non-league games on the schedule — October 25 at Cal Poly and November 8 at home against Southern Utah.

QUARTERBACKS

Senior Jason Jones is no. 1 heading into the fall. A transfer from Northern Illinois after redshirting in 1993 and playing as a freshman in 1994, he has seen limited action in a backup role, playing in only seven games last year. He completed five-of-11 passes last season for 118 yards with one TD and no interceptions.

"In two of three (spring) scrimmages, I thought he did very well," Dunbar said. "In fairness to Jason, he's got a lot to learn. We've just got to continue on mastering the new offense and consistency."

Redshirt freshman Ryan Helming of Springfield, MO, currently is running no. 2. Dunbar says he has tremendous potential, but is young.

"He's a talented young man," Dunbar said. "He has tremendous arm strength, he has great feet. He just needs more reps."

The other two possibilities are Waldorf Junior College transfer Nate Ludwig and redshirt freshman Brian Andersen of Cedar Rapids (IA) Regis High School, who are duking it out for the third spot. "We'll have to make some decisions in the fall,"

CAPSULE OUTLOOK

Head Coach: Mike Dunbar (Washington, 1972)...1st year at Northern Iowa...7th season as a head coach, compiling a 54-9-1 overall mark, all at Central Washington University in 1983 and from 1987-91...named head coach at Northern Iowa January 9, 1997, Dunbar came to the Panthers after five years as offensive coordinator at the University of Toledo...also served coaching stints at Massachusetts (1984-86) and as defensive coordinator at CWU (1980-82)...Kodak Region I and Columbia Football Association Coach of the Year (1988, '89, '90).

Assistant Coaches: Tom Mason (Eastern Washington, 1981), defensive coordinator, linebackers; Todd Eagen (Northern Iowa, 1991), defensive line; Bret Ingalls (Idaho, 1984), offensive line; Paul Haynes (Kent State, 1992), running backs; Chris Hedden (Heidelberg College, 1994), tight ends, offensive line; Jay Niemann (Iowa State, 1983), secondary; Jeff Zenisek (Central Washington, 1983), wide receivers.

1996 Overall Record: 12-2

1996 Conference Record/Finish: 5-0/1st

1996 Final NCAA 1-AA Ranking: 3rd

Offensive Formation: Multiple

Defensive Formation: 43

Starters Lost (13): Offense — 5, Defense —

6, Specialists — 2

Lettermen Lost (26): Offense — 13, Defense

— 11, Specialists — 2

Starters Returning (11): Offense — 6, Defense

— 5, Specialists — 0

Lettermen Returning (33): Offense — 17,

Defense — 16, Specialists — 0



said Dunbar, "because we can't rep four quarterbacks. The pecking order will be decided very soon."

RUNNING BACKS

As mentioned, the Panthers lose their top two rushers from last year, including Jeff Stovall, who set several school records during his four years. He ran for 1,105 yards and 15 TDs a year ago.

"I feel very good about Taras Walker, Justin Roberson and Matt Llanes," Dunbar said. "I thought they had good springs at tailback. Phil Wagner was hurt a great deal, but he did a couple of good things there at the end. Llanes and Roberson are pretty solid, then you mix in Walker with his size and power, he can play at both tailback and fullback. I think Garrett Ferguson did a nice job. We'll use our fullback a little bit differently than they have in the past. I think guys like Taras and Garrett will have a chance to do a little bit more in this offense."



Andy Pattee

Sophomore Roberson is the top returning rusher. Playing in only eight games a year ago because of injury, he carried the ball 68 times for 201 yards and one TD, with a career-high 144 yards in the last regular-season game against Western Illinois. Senior Walker carried the ball 46 times for 168 yards, scoring twice.

WIDE RECEIVERS/TIGHT ENDS

With the graduation of all-American flanker Dedic Ward, senior Alonzo Clayton is the most recognizable name of the group. He was second to Ward a year ago, catching 56 passes for 1,116 yards and six TDs. He ran track during spring drills, so was able to participate in only about 10 football practices.

"He certainly has talent, as he has shown in the past," said Dunbar of Clayton. "Kirk Luense, a fifth-year kid, I thought had a pretty good spring. He just needs to get some playing time. He's very disciplined, runs good routes, seems to have the ability to get open and understands coverages. He's a fifth-year senior, and has been around, so he seems to understand the position."



Alonzo Clayton

"Eddie Berlin, a redshirt freshman, is a talented young man," Dunbar added. "If he does the right things throughout the summer, he certainly has a lot of potential. I'm very impressed with his ability. I told him he can't play like a freshman, he's got to work beyond that."

Luense has not caught a pass at UNI since transferring from Simpson College. He redshirted in 1995.

Rounding out the top four is Palomar College transfer Tramon Thomas. "He's got tremendous quickness," Dunbar said. "He had a tough spring because he was bothered by shin splints, but he's a tough kid and never missed a day of practice."

Senior Scott Streets is the no. 1 tight end heading into the fall. A former defensive end, he also has not caught a pass. Backing him up is sophomore Mike Poppen. The Panthers graduated both of last year's tight ends — Lincoln Sharar and Greg Hawthorne.

"In a running-passing offense, (tight ends) have a lot to learn," Dunbar said. "They've got to be able to block, and catch and run."

OFFENSIVE LINE

"I think it's going to be the strength with (Chris) Clapp and (Andy) Pattee both returning starters. (Brad) Meester's potential is unlimited. He's a talented young man. We'll get (Matt) Beals back, and mix in (Brian) Billick, Brian Beck and Joe Trewin in there, that's a pretty good group of guys," Dunbar said. "Then we've got (Brad) Harms and he certainly will be able to help, along with (Aaron) Buss, who was signed a year ago. And I think we signed some good kids. I feel pretty good about the overall depth."

Clapp and Pattee are seniors, while Billick, Beck and Nate Zehr are juniors. Beals, Meester and Trewin will be sophomores, while Harms will be a freshman eligibility-wise after transferring from Iowa.

KICK GAME

UNI has lost the services of both its kicker and punter. Matt Waller made 50-of-53 extra points and 17-of-24 field goals a year ago and was the team's second-leading scorer behind Ward. Justin

Urbanek averaged 38.5 yards on 52 punts, placing 14 inside the opponents' 20, but has transferred to Division III Wartburg after getting married. Despite the void left by both departures, Dunbar is not a bit concerned.

"I thought the guys kicked the ball very well (in the spring)," he said. "The punter averaged 43 yards, which is pretty good. The kicker made every PAT in a scrimmage situation and missed I think only one field goal, with a long of 43. Those guys certainly have potential. I think they'll step forward and be fine."

Sophomore Rob Hagenow emerged as the no. 1 kicker coming out of spring drills, while another sophomore, Randy Hall, appears to be the no. 1 punter. Both are being pushed by redshirt freshman Phil Soash.

DEFENSIVE LINE

"I think the defensive line is pretty solid," Dunbar said. "Erik Nelson is a force. We moved Scott Meredith in conjunction with Luke Wilson (to end). Matt Peterson did a nice job, along with Brian Davison."

"Inside, Dempsey Miller had a pretty solid spring. Nate Werneburg did a nice job for us, and Tim O'Neill is figured in there. He came here as a track guy and has shown tremendous quickness. And then we'll get Jay Heimsoth back in there healthy."

Nelson transferred from Nebraska a year ago and finished with 41 total tackles, including four sacks, in five starts. Meredith and Wilson were moved from the linebacker position. Meredith had nine tackles last year. Werneburg redshirted in '96, while O'Neill also will be a freshman. Heimsoth was the team's eighth-leading tackler last year with 70 stops. He recorded six sacks and four tackles for loss in 13 starts, along with forcing one fumble and recovering one fumble. Miller recorded 10 tackles and two sacks.

Missing from this group is last year's fourth-leading tackler in T.C. Barney, who signed with the Saskatchewan Rough Riders of the Canadian League. He had 81 tackles, a team-high 11 sacks, two forced fumbles, and two recoveries.



Brad Meester

LINEBACKERS

"Travis Schipper and Tendai (Muyengwa) had really outstanding springs," Dunbar said. "Matt Pedersen had a nice spring, so I feel we're pretty solid at that position. We'll get Leon Miller back, and Andrew Elmer had a real nice spring. It's certainly not an area that's short of quality players."

Muyengwa started 10 games last year



Jason Jones

and was credited with 60 tackles, including 40 solos, in addition to three sacks, three tackles for loss, two forced fumbles, one recovery, two deflections and one interception. Schipper came back a year ago following knee surgery and had 17 tackles, three sacks and two deflections. Pedersen played in eight games as a freshman.

UNI's top two tacklers last year were linebackers — the graduated Dannie Spann and Tim Miller. The former recorded 122 stops, including 37 solos, while the latter had 111 tackles, including 53 unassisted, 10 sacks, eight for loss, two forced fumbles, three recoveries, five deflections and three interceptions.

DEFENSIVE BACKS

"This is an area that I have a concern about overall depth," Dunbar said. "I think there are some talented individuals. The secondary takes a lot of time and discipline to play back there."

Returning starters here are second-team all-American Tyree Talton at cornerback and Terrance Malone at free safety. Both are juniors. Malone is the team's top returning tackler, placing fifth with 78 total stops, including 45 solos. He also had seven passes broken up and four interceptions.

Talton was the seventh-leading tackler with 71 stops, 39 unassisted, and he forced three fumbles, had two recoveries, tied for the team lead with nine deflections and had a team-high nine interceptions. He's also an excellent special teams player, returning 27 kickoffs last year for a 34.3 average and three TDs.

The others in the two-deep have not played a lot, with junior Otis Marchman and senior Maceo Strickland with the most experience.

"Ty also had only about 10 practices in

the spring because he was with the track team," Dunbar said. "He certainly has talent. Finding another legitimate corner will probably come from Marchman. He's a talented young kid, he just hasn't played. Everyone knows when you make a mistake back (in the secondary). These guys are just going to have to mature and come on in a hurry."

"Malone is the most experienced safety without a doubt," Dunbar added. "Strickland is a tremendous athlete, he just needs to continue to work on leverage things. We can't afford to give up big plays. It's just a matter of getting some experience back there and playing as a unit."

COLUMN NOTES

• Northern Iowa has a nine-game home winning streak, having defeated Winona State 48-3 in the last regular-season game of 1995 and winning all eight home games last year, including two in the 1-AA playoffs. UNI's last home loss was November 11, 1995, to Idaho, 16-12, an eventual 1-AA playoff team. The Panthers had a 25-game home winning streak heading into the 1992 1-AA semifinal game against Youngstown State. The Penguins snapped the streak with



Jay Heimsoth

their 19-7 win on December 12. Prior to the September 24, 1994, loss to McNeese State, UNI had won 29 straight regular-season games in the Dome dating back to the 1989 season when it lost 22-14 to Mankato State in the first game of the year.

- UNI has been the top Division I program in the state of Iowa since 1985, compiling a 108-41-1 record (.723) since helping to found the Gateway Conference football division.
- Several Panthers should be under consideration for 1-AA all-America honors: junior defensive back Tyree Talton, a two-time first-team all-league pick and a second-team all-American last year when he was tied for seventh in the nation in interceptions and was second in kickoff returns; and receiver Alonzo Clayton, also a first-team all-conference pick a year ago after catching 56 passes for 1,116 yards and six TDs. Clayton was tied for 30th in the nation a year ago in receiving yards per game. He's also a punt returner, averaging 11.0 yards on



Terrance Malone

14 returns last season. Offensive linemen Chris Clapp, Andy Pattee and Brad Meester also should be honors candidates, along with defensive tackle Jay Heimsoth, linebackers Tendai Muyengwa and Travis Schipper and safety Terrance Malone.

- Since joining the Gateway Conference in 1985, UNI is 108-41-1 (.723) overall. Against Gateway opponents, the Panthers are 58-12-0 (.829), leading the league in wins. UNI is 84-41-3 (.668) against 1997 opponents.
- UNI finished the 1996 season ranked third in the nation in the Sports Network poll and won the conference title (5-0). The Panthers are going for at least a share of their eighth straight league title. Last year's national ranking was their 11th Top 20 ranking since 1984. They were ranked as high as third for eight straight weeks, nine polls total, last year.
- Eighteen players were named to all-conference teams, including six first-teamers, and one was named first-team all-American. Returning all-conference players include receiver Alonzo Clayton, offensive linemen Andy Pattee, Chris Clapp and Brad Meester; defensive back and return specialist Tyree Talton and defensive back Terrance Malone. Meester, defensive tackle Erik Nelson and running back Justin Roberson also were named to the All-Newcomer team.

Talton was a second team all-American by The Sports Network and the Associated Press and was a third team all-American as a return specialist by The Sports Network and Don Hansen's Football Gazette.

UNI loses the services of all-Americans Dedric Ward at wide receiver and linebackers Tim Miller and Dannie Spann.

- The Panthers tied or broke 15 school records in 1996. All-American Tyree Talton set a mark for interception yards in a season (169) and kickoff return yards in a game (197 versus Iowa State) for two of those marks. UNI's seven consecutive wins over a current opponent, Southwest Missouri State, also is a new standard.

Two UNI-Dome records were broken, with Alonzo Clayton tying a mark with three reception TDs against McNeese State as one. The Panthers also set six Gateway records and broke or tied six school playoff records, including Talton's 97-yard kickoff return against Eastern

Illinois and Clayton's 58-yard punt return against Marshall.


- UNI had Gateway Players of the Week selected 11 times last year, seven times by Don Hansen's Football Gazette, including two National Players of the Week — receiver Dedric Ward and end T.C. Barney; and two National Players of the Week by The Sports Network — defensive back Marcus Easter and Ward.

- Two football players participated in other spring sports this past year. Tyree Talton and Alonzo Clayton ran track.

- UNI plays at Iowa September 6 to open the season. The two teams last met in the 1995 season, with Iowa winning 34-13. The Panthers have had some success against current 1-A teams. They are 0-1 against Bowling Green (1947), 0-4 against Central Michigan (last game in 1970), 0-1-1 against Colorado State (last game 1926), 3-5 against Eastern Michigan (last 1968), 1-11 against Iowa, 2-14-3 against Iowa State (last 1996), 3-0 against Kansas State (last 1989), 0-1 against Minnesota (1987), 0-1 versus UNLV (1975), 2-1 versus Northern Illinois (last 1964), 0-1 against Oklahoma State (1990), 0-1 against Pittsburgh (1988), 4-11-2 against Western Michigan (last 1949) and 0-1 against Wyoming (1993). Most of the success has come in the last 11 years, with a 5-7 mark against 1-A teams since 1985.

- The Panthers ended the 1996 season ranked in the top 50 nationally in a total of 13 individual categories. Jeff Stovall was 27th in rushing and tied for 33rd in scoring. Steve Beard was second in passing efficiency and 14th in total defense. Dedric Ward was fifth in receiving yards per game, tied for 13th in scoring and was 45th in all-purpose running; Alonzo Clayton was tied for 30th in receiving yards per game, Tyree Talton was tied for seventh in interceptions and was second in kickoff returns, Mickey Dalton was tied for 23rd in interceptions, and Matt Waller was tied for 10th in field goals and 23rd in scoring.

As a team, the Panthers were 52nd in rushing, 17th in passing, 13th in total offense, 11th in scoring, 78th in rushing defense, 31st in pass efficiency defense, 67th in total defense, 17th in scoring defense, 41st in net punting, 17th in punt returns, third in kickoff returns and second in turnover margin.



Tendai Muyengwa

- The Gateway Football Conference membership increases to seven with Youngstown State joining the league, effective immediately.

- Flanker Dedric Ward and linebacker Tim Miller were named the team's MVPs, while defensive back Marcus Easter and quarterback Steve Beard were selected honorees of the Stan Sheriff Award, formerly the Oil Can Award, given to the players who keep the team running the smoothest, motivated and who are the driving forces behind the team. None are returning players.

- UNI's roster heading into the fall includes 77 players from the state of Iowa. The Panthers also have players representing



Tyree Talton

California, Florida, Illinois, Indiana, Kansas, Minnesota, Missouri, Nebraska, Ohio, South Carolina and Wisconsin.

- The only holdover from former head coach Terry Allen's staff is defensive line coach Todd Eagen.
- UNI hosted the first two rounds of the 1-AA playoffs in 1996, the first time the Panthers were able to stay at home on the road to the national championship since 1992.
- UNI is 48-43-7 in season openers and 5-2 in the last seven years. The Panthers open the season September 6 at Iowa.
- UNI plays four games on natural grass this season — at Iowa, McNeese State, Western Illinois and Cal Poly. Over the past six years, UNI is 7-8 on natural grass and 16-7 on artificial surfaces on the road.
- This year's co-captains are offensive guard Andy Pattee, defensive tackle Jay Heimsoth and linebackers Travis Schipper and Tendai Muyengwa.
- UNI has the longest streak in the nation with seven consecutive 1-AA playoff appearances.
- UNI is the 15th winningest college football team with 67 wins in all divisions between 1990-96, tied with Colorado. Top 10 teams include Mount Union (OH), Marshall, Pittsburg State, Florida State, Nebraska, Florida, Youngstown State, Dayton, Indiana (PA) and Alabama.

1997 PRESEASON DEPTH CHART FOLLOWING SPRING PRACTICE

OFFENSE

Split End

3	Eddie Berlin	6-1	180	Fr.	Urbandale, IA
87	Aaron Bennett	5-9	180	So.	Des Moines, IA
49	Jason Wilson	6-1	180	Sr.	Winterset, IA
83	James Vogel	5-8	190	Jr.	Rockwell City, IA

Weak Tackle

70	Chris Clapp	6-3	260	Sr.	Cedar Falls, IA
71	Brian Billick	6-3	225	Jr.	Paullina, IA

Weak Guard

76	Brian Beck	6-3	255	Jr.	LeClaire, IA	OR
77	Matt Beals	6-4	265	So.	Des Moines, IA	
67	Jonathan Murray	6-2	270	Fr.	Clear Lake, IA	

Center

63	Brad Meester	6-3	267	So.	Parkersburg, IA
60	Brad Harms	6-2	288	Fr.	Grundy Center, IA
64	Scott Duffy	6-2	270	Fr.	New Hampton, IA

Strong Guard

65	Andy Pattee	6-3	270	Sr.	Humboldt, IA
72	Joe Trewin	6-4	265	So.	Waucoma, IA

Strong Tackle

74	Nate Zehr	6-4	250	Jr.	Fort Dodge, IA
62	Tony Beminio	6-2	280	Fr.	Coralville, IA
61	Aaron Buss	6-4	242	Fr.	Parkersburg, IA

Tight End

91	Scott Streets	6-3	225	Sr.	Maquoketa, IA
47	Mike Poppen	6-3	230	So.	Geneseo, IL
89	Tom Hunter	6-3	220	Jr.	Eagan, MN

Flanker

2	Alonzo Clayton	6-1	176	Sr.	Fort Dodge, IA
25	Greg Ortberg	6-0	183	Jr.	Manchester, IA
31	Josh Duden	5-9	180	So.	McCallsburg, IA

H Back

84	Kirk Luense	6-0	180	Sr.	St. Ansgar, IA	OR
7	Tramon Thomas	5-9	169	Jr.	Chino Hills, CA	
82	Scott Mikkelsen	6-0	185	So.	Dike, IA	

Quarterback

10	Jason Jones	6-3	220	Sr.	Naperville, IL
15	Ryan Helming	6-3	200	Fr.	Springfield, MO
17	Nate Ludwig	6-4	211	Jr.	Forest City, IA
11	Brian Andersen	6-1	200	Fr.	Marion, IA

Fullback

20	Taras Walker	6-0	205	Sr.	Waterloo, IA	OR
34	Garrett Ferguson	6-2	240	Sr.	Mauldin, SC	
39	Jason Hoover	5-11	220	Sr.	Council Bluffs, IA	

Tailback

22	Matt Llanes	5-7	200	Sr.	Arlington Heights, IL
23	Justin Roberson	5-8	202	So.	Davenport, IA
8	Phil Wagner	5-8	194	Fr.	Fayette, IA

Placekicker

28	Rob Hagenow	5-9	190	So.	Readlyn, IA
14	Phil Soash	5-11	190	Fr.	Waverly, IA
26	Julio Guzman	5-9	200	Fr.	Decorah, IA

Long Snapper

91	Scott Streets	6-3	225	Sr.	Maquoketa, IA
72	Joe Trewin	6-4	265	So.	Waucoma, IA

DEFENSE

Left End

94	Erik Nelson	6-1	276	Jr.	Iowa City, IA
95	Matt Peterson	6-3	235	So.	Cedar Falls, IA
93	Jake Dolash	6-2	230	So.	LeGrand, IA

Left Tackle

59	Nate Werneburg	6-0	270	So.	Marion, IA	OR
90	Jay Heimsoth	6-2	280	Sr.	LeMars, IA	
96	Robert Kemp	6-2	290	Fr.	Dubuque, IA	

Right Tackle

46	Dempsey Miller	6-0	273	Jr.	Davenport, IA
97	Tim O'Neill	5-11	262	Fr.	Davenport, IA
79	Matt Steuer	6-0	295	Jr.	Dubuque, IA

Right End

50	Scott Meredith	6-1	228	Jr.	Davenport, IA	OR
40	Luke Wilson	6-1	232	So.	Mason City, IA	
73	Brian Davison	6-3	240	Sr.	Braddyville, IA	

Sam

48	Matt Pedersen	6-1	210	So.	Hudson, IA
56	Neville Brown	5-8	211	So.	Evanston, IL
51	Tim Birkey	6-0	200	So.	Manson, IA

Mike

35	Travis Schipper	6-1	215	Sr.	Aplington, IA
58	Andrew Elmer	6-0	214	So.	Cedar Falls, IA
9	Christian Olsen	6-1	235	Sr.	Warrenville, IL

Will

45	Tendai Muyengwa	6-0	210	Sr.	Ames, IA
57	Brian Ross	6-1	200	Jr.	Onawa, IA

Left Cornerback

5	Tyree Talton	6-0	198	Jr.	Beloit, WI
19	Stan Nelson	5-10	200	Sr.	Keokuk, IA
27	Brian Vaughan	6-1	187	So.	Ogden, IA

Strong Safety

16	Maceo Strickland	6-1	203	Sr.	East Moline, IL
13	Greg McKinstry	5-9	200	Fr.	Milwaukee, WI
37	Robert Roethler	6-0	200	So.	Emmetsburg, IA

Weak Safety

24	Terrance Malone	5-9	198	Jr.	Milwaukee, WI
29	Tony Bradley	5-8	188	So.	Oelwein, IA
18	Damarius Washington	6-0	202	So.	Waterloo, IA
36	Brent Egger	5-11	188	Fr.	Cedar Rapids, IA

Right Cornerback

6	Otis Marchman	5-7	185	Jr.	Fort Myers, FL
30	Mike Gray	5-9	150	So.	Onawa, IA
4	Jasen Key	5-10	190	Sr.	Lake of the Ozarks, MO
43	Nic Muhlbauer	5-11	179	Jr.	Arcadia, IA

Punter

38	Randy Hall	6-0	190	Jr.	Garner, IA
14	Phil Soash	5-1	190	Fr.	Waverly, IA

Returning Starters in Bold

NORTHERN IOWA ROSTERS

ALPHABETICAL

NO	NAME	POS.	HT.	WT.	CL.	HOMETOWN (High School/JC)							
11	Andersen, Brian	QB	6-1	197	Fr.	Marion, IA (Cedar Rapids Regis)	63	Meester, Brad	OC	6-4	280	So.	Parkersburg, IA (Aplington-Parkersburg)
	Banks, Andre	WR	6-3	192	Fr.	Fort Wayne, IN (Bishop Lures)	50	Meredith, Scott	DE	6-1	242	Jr.	Davenport, IA (Central)
	Banks, Daniel	LB	6-5	210	Fr.	Waterloo, IA (East)	82	Mikkelsen, Scott	WR	6-0	185	So.	Dike, IA (Dike-New Hartford)
77	Beals, Matt	OG	6-5	268	So.	Des Moines, IA (Saydel)	46	Miller, Dempsey	DT	6-0	273	Jr.	Davenport, IA (Central)
76	Beck, Brian	OG	6-4	258	Jr.	LeClaire, IA (Davenport Central)	33	Miller, Leon	LB	5-11	212	Fr.	St. Louis, MO (Jennings)
62	Beminio, Tony	OT	6-2	284	Fr.	Coralville, IA (Iowa City West)	52	Morris, Andy	LB	6-1	227	Jr.	Riceville, IA (Riceville)
87	Bennett, Aaron	SE	5-8	183	So.	Des Moines, IA (East)	43	Muhlbauer, Nic	CB	5-11	179	Jr.	Arcadia, IA (Ar-We-Va/Morningside)
3	Berlin, Eddie	SE	6-0	186	Fr.	Urbandale, IA (Urbandale)	67	Murray, Jonathan	OG	6-5	267	Fr.	Clear Lake, IA (Clear Lake)
	Biddings, Carl	RB	6-3	245	Fr.	East Chicago, IN (Central)	45	Muyengwa, Tendai	LB	6-0	210	Sr.	Ames, IA (Ames/Iowa State)
71	Billick, Brian	OT	6-4	265	Jr.	Paullina, IA (South O'Brien)	94	Nelson, Erik	DE	6-1	263	Jr.	Iowa City, IA (City/Nebraska)
51	Birkey, Timothy	LB	5-11	220	So.	Manson, IA (Manson)	19	Nelson, Stan	CB	5-80	179	Sr.	Keokuk, IA (Keokuk/Iowa Lakes)
29	Bradley, Tony	SS	5-8	188	So.	Oelwein, IA (Oelwein/Wartburg)		Nofal, Justin	TE	6-4	245	Fr.	Overland Park, KS (Blue Valley Northwest)
56	Brown, Neville	LB	5-9	218	So.	Evanston, IL (Evanston Township)	9	Olsen, Christian	LB	5-11	244	Sr.	Warrenville, IL (Wheaton-Warrenville South)
	Buenzow, Benjamin	OL	6-6	250	Fr.	Readlyn, IA (Wapsie Valley)	97	O'Neill, Tim	DT	5-11	262	Fr.	Davenport, IA (Assumption)
61	Buss, Aaron	OT	6-5	263	Fr.	Parkersburg, IA (Aplington-Parkersburg)	25	Ortberg, Greg	FL	6-0	183	Jr.	Manchester, IA (West Delaware/Waldorf)
70	Clapp, Chris	OT	6-3	263	Sr.	Cedar Falls, IA (Cedar Falls)	65	Pattee, Andy	OG	6-3	271	Sr.	Humboldt, IA (Humboldt)
2	Clayton, Alonzo	FL	6-2	185	Sr.	Fort Dodge, IA (Fort Dodge)	44	Peck, Derek	RB	5-9	189	Fr.	Cedar Falls, IA (Cedar Falls)
	Cooper, Cassius	RB	5-10	180	Fr.	Des Moines, IA (Roosevelt)	48	Pedersen, Matt	LB	6-1	213	So.	Hudson, IA (Hudson)
	Cox, Justin	LB	6-4	210	Fr.	Harlan, IA (Harlan)	95	Peterson, Matt	DE	6-3	238	So.	Cedar Falls, IA (Cedar Falls)
73	Davison, Brian	DE	6-3	250	Sr.	Braddyville, IA (South Page Community)	47	Poppen, Mike	TE	6-3	225	So.	Geneseo, IL (J.D. Darnall Senior)
	DeHaan, Cody	DB	6-1	170	Fr.	Orange City, IA (MOC-Floyd Valley)	1	Porter, James	RB	5-11	179	Sr.	East Moline, IL (United Township)
	Doak, Ryan	DB	6-2	185	Fr.	Lincoln, NE (Southeast)		Randall, Walter	RB	5-10	210	Fr.	Euclid, OH (Cleveland Benedictine)
93	Dolash, Jake	DE	6-4	216	So.	LeGrand, IA (East Marshall)	69	Reed, Ryan	OG	6-6	276	Jr.	Hedrick, IA (Pekin Community)
	Dorcy, Kevin	DE	6-4	195	Fr.	Grove City, OH (Grove City)		Reeves, Marcus	DB/WR	6-2	176	Fr.	East Chicago, IN (Central)
31	Duden, Josh	FL	5-10	194	So.	McCallsburg, IA (Colo-Nesco)		Rieber, Joseph	OL	6-5	250	Fr.	Iowa Falls, IA (Iowa Falls)
64	Duffy, Scott	OC	6-2	288	Fr.	New Hampton, IA (New Hampton)	23	Roberson, Justin	TB	5-9	208	So.	Davenport, IA (North)
36	Egger, Brent	DB	5-11	189	Fr.	Cedar Rapids, IA (Regis)	37	Roethler, Robert	SS	5-11	195	So.	Emmetsburg, IA (Emmetsburg Community)
58	Elmer, Andrew	LB	6-0	222	So.	Cedar Falls, IA (Cedar Falls)	57	Ross, Brian	LB	6-1	221	Jr.	Onawa, IA (Onawa)
34	Ferguson, Garrett	FB	6-2	239	Sr.	Mauldin, SC (Mauldin/Kemper Military JC)	12	St. Meyer, Steve	CB	6-0	184	Jr.	Wheaton, IL (Wheaton-Warrenville South)
30	Gray, Mike	CB	5-11	176	So.	Onawa, IA (West Monona)	35	Schipper, Travis	LB	6-1	212	Sr.	Aplington, IA (Aplington-Parkersburg)
	Geopfert, Travis	DB	6-1	200	Fr.	Linden, IA (Panorama)	14	Soash, Philip	PK/P	5-11	180	Fr.	Waverly, IA (Waverly-Shell Rock)
26	Guzman, Julio	PK	5-10	185	Fr.	Decorah, IA (Decorah)	79	Steuer, Matt	DT	6-0	289	Jr.	Dubuque, IA (Wahlert/Ellsworth)
28	Hagenow, Rob	PK	5-11	183	So.	Readlyn, IA (Wapsie Valley)	91	Streets, Scott	TE	6-4	235	Sr.	Maquoketa, IA (Maquoketa)
38	Hall, Randy	P	5-9	178	Jr.	Garner, IA (Garner-Hayfield/NIACC)	16	Strickland, Maceo	SS	6-1	213	Sr.	East Moline, IL (United Township)
60	Harms, Brad	OG	6-2	288	Fr.	Grundy Center, IA (Grundy Center/Iowa)	81	Swanson, Matt	TE	6-3	236	Fr.	Dayton, IA (Ogden)
90	Heimsoth, Jay	DT	6-2	281	Sr.	LeMars, IA (LeMars Community)	5	Talton, Tyree	CB	6-0	198	Jr.	Beloit, WI (Turner)
15	Helming, Ryan	QB	6-2	200	Fr.	Springfield, MO (Kickapoo)	7	Thomas, Tramon	WR	5-9	169	Jr.	Chino Hills, CA (Ayala/Palomar)
88	Hennigan, Greg	TE	6-3	213	Fr.	Des Moines, IA (Valley)		Thompson, Londo	LB	6-3	220	Fr.	Apple Valley, MN (Burnsville)
39	Hoover, Jason	FB	5-10	215	Sr.	Council Bluffs, IA (Lewis Central/Nebraska-Kearney)	72	Trewin, Joe	OG	6-5	262	So.	Waucoma, IA (North Fayette)
89	Hunter, Tom	TE	6-3	240	Jr.	Eagan, MN (Eagan)	27	Vaughan, Brian	CB	6-1	187	So.	Ogden, IA (Ogden)
10	Jones, Jason	QB	6-3	215	Sr.	Naperville, IL (Central/Northern Illinois)	83	Vogel, James	SE	5-9	197	Jr.	Rockwell City, IA (Rockwell City)
42	Kadolph, Kasey	P	6-0	182	So.	Springville, IA (Springville)		Wadley, Anthony	WR	6-3	205	Fr.	Monroe, IA (PCM)
96	Kemp, Robert	DT	6-2	292	Fr.	Dubuque, IA (Hempstead)	8	Wagner, Phil	TB	5-8	194	Fr.	Fayette, IA (North Fayette)
	Kennedy, Antwan	WR	6-5	192	Fr.	East Chicago, IN (Central)	20	Walker, Taras	TB	6-0	210	Sr.	Waterloo, IA (Columbus/Waldorf)
4	Key, Jasen	CB	5-10	192	Sr.	Lake of the Ozarks, MO (School of the Osage)	18	Washington, Damaris	FS	6-0	202	So.	Waterloo, IA (West)
85	Kitzinger, Dan	FL	6-4	191	Sr.	Titonka, IA (North Iowa/Waldorf)	59	Werneburg, Nate	DT	6-0	270	So.	Marion, IA (Marion)
	LaGrant, Quincy	RB	5-10	180	Fr.	Milwaukee, WI (Rufus King)	49	Wilson, Jason	SE	6-1	184	Sr.	Winterset, IA (Winterset/Southwestern CC)
	Lemmo, Tony	OL	6-3	265	Fr.	Des Moines, IA (Dowling)	40	Wilson, Luke	DE	6-1	245	So.	Mason City, IA (Mason City)
22	Llanes, Matt	TB	5-8	186	Sr.	Arlington Heights, IL (St. Viator/Harper/Illinois)		Woodley, Andrew	WR	5-9	165	Fr.	Clive, IA (West Des Moines Valley)
17	Ludwig, Nate	QB	6-4	211	Jr.	Forest City, IA (Forest City/Waldorf)		Zehr, Matthew	DL	6-5	260	Fr.	Fort Dodge, IA (Senior)
84	Luense, Kirk	FL	6-0	180	Sr.	St. Ansgar, IA (St. Ansgar)	74	Zehr, Nate	OT	6-5	267	Jr.	Fort Dodge, IA (Senior)
24	Malone, Terrance	FS	5-11	198	Jr.	Milwaukee, WI (John Marshall)							
6	Marchman, Otis	CB	5-8	190	Jr.	Fort Myers, FL (North)							
13	McKinstry, Greg	SS	5-11	199	Fr.	Milwaukee, WI (Marquette University HS)							

NORTHERN IOWA ROSTERS

NUMERICAL

NO	NAME	POS.	HT.	WT.	CL.	HOMETOWN (High School/JC)
1	Porter, James	RB	5-11	179	Sr.	East Moline, IL (United Township)
2	Clayton, Alonzo	FL	6-1	185	Sr.	Fort Dodge, IA (Fort Dodge)
3	Berlin, Eddie	SE	6-0	186	Fr.	Urbandale, IA (Urbandale)
4	Key, Jasen	CB	5-10	192	Sr.	Lake of the Ozarks, MO (School of the Osage)
5	Talton, Tyree	CB	6-0	198	Jr.	Beloit, WI (Turner)
6	Marchman, Otis	CB	5-8	190	Jr.	Fort Myers, FL (North)
7	Thomas, Tramon	WR	5-9	169	Jr.	Chino Hills, CA (Ayala/Palomar)
8	Wagner, Phil	RB	5-8	194	Fr.	Fayette, IA (North Fayette)
9	Olsen, Christian	LB	5-11	244	Sr.	Warrenville, IL (Wheaton-Warrenville South)
10	Jones, Jason	QB	6-3	215	Sr.	Naperville, IL/Central/Northern Illinois
11	Andersen, Brian	QB	6-1	197	Fr.	Marion, IA (Cedar Rapids Regis)
12	St. Meyer, Steve	CB	6-0	184	Jr.	Wheaton, IL (Warrenville South)
13	McKinstry, Greg	SS	5-11	199	Fr.	Milwaukee, WI (Marquette University HS)
14	Soash, Phil	PK/P	5-11	180	Fr.	Waverly, IA (Waverly-Shell Rock)
15	Helming, Ryan	QB	6-2	200	Fr.	Springfield, MO (Kickapoo)
16	Strickland, Maceo	SS	6-1	213	Sr.	East Moline, IL (United Township)
17	Ludwig, Nate	QB	6-4	211	Jr.	Forest City, IA (Forest City/Waldorf)
18	Washington, Damarius	FS	6-0	202	So.	Waterloo, IA (West)
19	Nelson, Stan	CB	5-8	179	Sr.	Keokuk, IA (Keokuk/Iowa Lakes)
20	Walker, Taras	TB	6-0	210	Sr.	Waterloo, IA (Columbus/Waldorf)
22	Llanes, Matt	TB	5-8	186	Sr.	Arlington Heights, IL (St. Viator/Harper JC/Illinois)
23	Roberson, Justin	TB	5-9	208	So.	Davenport, IA (North)
24	Malone, Terrance	FS	5-11	198	Jr.	Milwaukee, WI (John Marshall)
25	Ortberg, Greg	FL	6-0	183	Jr.	Manchester, IA (West Delaware/Waldorf)
26	Guzman, Julio	PK	5-10	185	Fr.	Decorah, IA (Decorah)
27	Vaughan, Brian	CB	6-1	187	So.	Ogden, IA (Ogden)
28	Hagenow, Rob	PK	5-11	183	So.	Readlyn, IA (Wapsie Valley)
29	Bradley, Tony	SS	5-8	188	So.	Oelwein, IA (Oelwein/Wartburg)
30	Gray, Mike	CB	5-11	176	So.	Onawa, IA (West Monona)
31	Duden, Josh	FL	5-10	194	So.	McCallsburg, IA (Colo-Nesco)
33	Miller, Leon	LB	5-11	212	Fr.	St. Louis, MO (Jennings)
34	Ferguson, Garrett	FB	6-2	239	Sr.	Mauldin, SC (Mauldin/Kemper Military JC)
35	Schipper, Travis	LB	6-1	212	Sr.	Aplington, IA (Aplington-Parkersburg)
36	Egger, Brent	DB	5-11	189	Fr.	Cedar Rapids, IA (Regis)
37	Roethler, Robert	SS	5-11	195	So.	Emmetsburg, IA (Emmetsburg Community)
38	Hall, Randy	P	5-9	178	Jr.	Garner, IA (Garner-Hayfield/NIACC)
39	Hoover, Jason	FB	5-10	215	Sr.	Council Bluffs, IA (Lewis Central/Nebraska-Kearney)
40	Wilson, Luke	DE	6-1	245	So.	Mason City, IA (Mason City)
42	Kadolph, Kasey	P	6-0	182	So.	Springville, IA (Springville)
43	Muhlbauer, Nic	CB	5-11	179	Jr.	Arcadia, IA (Ar-We-Va/Morningside)
44	Peck, Derek	RB	5-9	189	Fr.	Cedar Falls, IA (Cedar Falls)
45	Muyengwa, Tendai	LB	6-0	210	Sr.	Ames, IA (Ames/Iowa State)
46	Miller, Dempsey	DT	6-0	273	Jr.	Davenport, IA (Central)
47	Poppen, Mike	TE	6-3	225	So.	Geneseo, IL (J.D. Darnall Senior)
48	Pedersen, Matt	LB	6-1	213	So.	Hudson, IA (Hudson)
49	Wilson, Jason	SE	6-1	184	Sr.	Winterset, IA (Winterset/Southwestern CC)
50	Meredith, Scott	DE	6-1	242	Jr.	Davenport, IA (Central)
51	Birkey, Tim	LB	5-11	220	So.	Manson, IA (Manson)
52	Morris, Andy	LB	6-1	227	Jr.	Riceville, IA (Riceville)
56	Brown, Neville	LB	5-9	218	So.	Evanston, IL (Evanston Township)
57	Ross, Brian	LB	6-1	221	Jr.	Onawa, IA (Onawa)
58	Elmer, Andrew	LB	6-0	222	So.	Cedar Falls, IA (Cedar Falls)
59	Werneburg, Nate	DT	6-0	270	So.	Marion, IA (Marion)
60	Harms, Brad	OG	6-2	288	Fr.	Grundy Center, IA (Grundy Center/Iowa)
61	Buss, Aaron	OT	6-5	263	Fr.	Parkersburg, IA (Aplington-Parkersburg)
62	Beminio, Tony	OT	6-2	284	Fr.	Coralville, IA (Iowa City West)
63	Meester, Brad	OC	6-4	280	So.	Parkersburg, IA (Aplington-Parkersburg)
64	Duffy, Scott	OC	6-2	288	Fr.	New Hampton, IA (New Hampton)
65	Pattee, Andy	OG	6-3	271	Sr.	Humboldt, IA (Humboldt)
67	Murray, Jonathan	OG	6-5	267	Fr.	Clear Lake, IA (Clear Lake)
69	Reed, Ryan	OG	6-6	276	Jr.	Hedrick, IA (Pekin Community)
70	Clapp, Chris	OT	6-3	263	Sr.	Cedar Falls, IA (Cedar Falls)
71	Billick, Brian	OT	6-4	265	Jr.	Paullina, IA (South O'Brien)
72	Trewin, Joe	OG	6-5	262	So.	Waucoma, IA (North Fayette)
73	Davison, Brian	DE	6-3	250	Sr.	Braddyville, IA (South Page Community)
74	Zehr, Nate	OT	6-5	267	Jr.	Fort Dodge, IA (Senior)
76	Beck, Brian	OG	6-4	258	Jr.	LeClaire, IA (Davenport Central)
77	Beals, Matt	OG	6-5	268	So.	Des Moines, IA (Saydel)
79	Steuer, Matt	DT	6-0	289	Jr.	Dubuque, IA (Wahlert/Ellsworth)
81	Swanson, Matt	TE	6-3	236	Fr.	Dayton, IA (Ogden)
82	Mikkelsen, Scott	WR	6-0	185	So.	Dike, IA (Dike-New Hartford)
83	Vogel, James	SE	5-9	197	Jr.	Rockwell City, IA (Rockwell City)
84	Luense, Kirk	WR	6-0	180	Sr.	St. Ansgar, IA (St. Ansgar)
85	Kitzinger, Dan	FL	6-4	191	Sr.	Titonka, IA (North Iowa/Waldorf JC)
87	Bennett, Aaron	SE	5-8	183	So.	Des Moines, IA (East)
88	Hennigan, Greg	TE	6-3	213	Fr.	Des Moines, IA (Valley)
89	Hunter, Tom	TE	6-3	240	Jr.	Eagan, MN (Eagan)
90	Heimsoth, Jay	DT	6-2	281	Sr.	LeMars, IA (LeMars Community)
91	Streets, Scott	TE	6-4	235	Sr.	Maquoketa, IA (Maquoketa)
93	Dolash, Jake	DE	6-4	216	So.	LeGrand, IA (East Marshall)
94	Nelson, Erik	DE	6-1	263	Jr.	Iowa City, IA (City/Nebraska)
95	Peterson, Matt	DE	6-3	238	So.	Cedar Falls, IA (Cedar Falls)
96	Kemp, Robert	DT	6-2	292	Fr.	Dubuque, IA (Hempstead)
97	O'Neill, Tim	DT	5-11	262	Fr.	Davenport, IA (Assumption)

PRONUNCIATION GUIDE

Buenzow, Benjamin — BWEN-zo	Soash, Philip — SEW-ash
Geopfert, Travis — GEP-furt	Steuer, Matt — STEW-er
Guzman, Julio — GUZE-man	Strickland, Maceo — MACE-ee-o
Hagenow, Rob — HAG-a-now	Talton, Tyree — Ty-REE
Heimsoth, Jay — HIME-soth	Thomas, Tramon — Tra-MONE
Llanes, Matt — LAAN-es	Thompson, Londo — LON-do
Luense, Kirk — LOO-ENZ	Trewin, Joe — TRUE-in
Mikkelsen, Scott — MICK-el-son	Walker, Taras — TAR-us
Muhlbauer, Nic — MULL-bauer	Washington, Damarius — Da-MARE-us
Muyengwa, Tendai — MwEE-YENG-wa, TEN-dye	Zehr, Mathew — ZEER
Nofal, Justin — No-FAL	
Pattee, Andy — Pat-TEE	
Poppen, Mike — POP-en	
Rieber, Joseph — REE-ber	
Roberson, Justin — ROBE-er-son	
Roethler, Robert — ROTHE-ler	

MIKE DUNBAR

HEAD COACH



It's one thing taking over a losing program. It's quite another accepting the reins of a program that has won or shared seven straight conference titles. That's the situation new head football coach Mike Dunbar finds himself in.

Dunbar was named the Panthers' new coach January 9. He replaces Terry Allen, who accepted the head job at Kansas barely a month earlier after eight seasons at the UNI helm. Considering Allen and Panther football have been almost synonymous since Allen played for UNI, was a graduate assistant, then a fulltime assistant before moving up to the

head position, Dunbar has large shoes to fill. There probably isn't a better man to handle the job.

"If you're at the bottom of the bucket, I only have one way to go — up," Dunbar said at the press conference announcing his appointment.

"Unfortunately, this jar is full. I've got to keep (the winning tradition) up. (UNI) is a tremendous job, a class program with a great tradition. It's just a real privilege for me to even have the opportunity. I was excited to have the interview and I'm even more excited now to have the opportunity to lead this program with such great tradition."

Dunbar knows about both losing and winning, making losers into winners. His career record is 54-9-1, compiled in six seasons at NAIA Central Washington, ranking him first in winning percentage (.852) at the time among active NAIA head coaches. Prior to being named head coach in 1983, he served three years as the Wildcats' defensive coordinator. Before his arrival as an assistant, CWU had won a total of only four games in three seasons and was considered one of the worst programs in the Northwest. In 1980, his first year as an assistant, the team finished 1-8 overall, then the program was turned around.

Dunbar's tenure at CWU was interrupted after his first year as head coach when he left in 1984 to take the offensive coordinator position at Massachusetts, a spot he held until 1986. UMass had been a perennial loser and was 3-8 in '84, then finished with 7-4 and 8-3 records the next two campaigns. He then made the trek back across the country to CWU, where he was head coach from 1987-91. In 1992, he was named offensive coordinator at Toledo and was promoted to assistant head coach in 1994.

While at CWU, his teams earned two no. 1 national rankings, made the playoffs six times and, in 1991, extended a regular-season win streak to 40 games, finishing 9-0. In fact, the Wildcats were ranked among the NAIA Top 20 each year during Dunbar's tenure. Three straight years (1988, '89 and '90), he was named the Columbia Football Association Coach of the Year, as well as Kodak's Region I Coach of the Year.

CWU led the CFA in scoring, total offense, passing and net punting in 1991, while the total offense and scoring averages ranked second in the nation.

Toledo, on the otherhand, was 36-18-2 during Dunbar's five years as an assistant. The 1995 squad was 11-0-1 overall, won the Mid-American Conference title and defeated Nevada 40-37 in overtime in the Las Vegas Bowl. It was ranked in all three major polls — 22nd by UPI, 24th by AP and 24th by CNN/USA Today. The Rocket offense set 21 school records, including most points and most rushing TDs, and the team finished second in the MAC in total offense after leading the league the previous year. Last year, Toledo finished 7-4, tying for second in the MAC.

Panther fans shouldn't fear losing the wide open offensive style and attacking defense which has brought thousands to their feet in the UNI-Dome. Dunbar has great respect for both sides of the football.

"I'm a great believer in balance in the offense," Dunbar says. "We're not going to be three yards and a cloud of dust. We're going to spread the field and we're going to go after people. Balance to me means you throw the ball on first down, you don't wait until it's third-and-10."

"We're going to be an attacking-style defense. We're going to mix even and odd fronts. I've coached quarterbacks for the last 15 years and I'm going to do things that bother quarterbacks. I don't want the quarterback to be able to come out of the huddle and sit there and know what the defense is in. We're going to disguise coverages, we're going to move some people around, we're going to be an attacking, aggressive, get-up-field defensive football team."

"I think the greatest team stat is turnover ratio. It's the one stat that I am concerned about...I've always approached the game, no matter where I've coached, basically the same. I think it's a matter of building a solid foundation for your fundamentals...I consider myself a teacher and an educator. My classroom just happens to be on the football field."

Obviously, UNI's past success does not frighten Dunbar — it motivates him. "All of the intangibles are in place — the facilities, the academics," he said.

"It's obviously a great honor and privilege for me to be here. I'm looking forward to joining the Panther family; the great tradition that this University has both academically and athletically. I'm looking forward to the challenge. This program has been beating down the door in the national playoffs and obviously, our goal is to win the national championship."

Mike Dunbar

"It's my job to go find the athletes and this particular place will draw them. I have no doubt in my mind about that. I know Coach Allen and his staff had done an outstanding job in the past. Our goal is going to be to continue that."

Despite only having three weeks to recruit before the February signing date, Dunbar and his staff seemingly have gotten the job done there.

"The welcome has just been tremendous," he said. "I have not been in a home or a school where I wasn't told that they'd been waiting for us to come. That's not Mike Dunbar. That's the university, and the reputation of this school in the state of Iowa. I'm just the benefactor of that. It tells me that I have walked into an outstanding situation. It's proven to me every day. I keep waiting for the first negative thing, and I'm still waiting."

Dunbar earned a bachelor of science degree from Washington in 1972 and a master of arts degree from Pacific Lutheran in 1979. He was an assistant at PLU from 1976-78 and head baseball coach at Puget Sound from 1979-80 before joining the CWU staff for the first time. He coached the quarterbacks, running backs and wide receivers at PLU. In his three seasons, the Lutes went 20-9 overall.

Dunbar graduated from Lakes High School in Tacoma, WA, in 1967, lettering in football, basketball and baseball. He played defensive back and was a pitcher at Michigan State and also played baseball at Washington. After receiving his B.A. from Washington in 1972, he received his master's in school administration from PLU in 1977.

Immediately following graduation from UW, he taught and coached in the Clover Park School District in Tacoma, where he continued to teach after joining the PLU staff. He also was an assistant baseball coach in 1981 and head baseball coach in 1982 and '83 at CWU.

Dunbar was born December 31, 1948, in Galesburg, IL. He and his wife, Linda, are the parents of two children, Troy, 18, and Lori, 16.

WHAT THEY SAY ABOUT MIKE DUNBAR

"...there were a number of descriptives that came up over and over again in my discussions with individuals (about Mike Dunbar), whether they were coaches, administrators or university administrators. Things like well organized, a great offensive mind, honest, professional, a communicator, a teacher. It all added up to the type of person that we were looking for to guide our football program."

Chris Ritrievi, Northern Iowa Athletic Director

"He just has so much enthusiasm toward coming in here. He wanted this job, and he's really excited to be here. He's looking forward to getting the chance at coming in here, and the challenge to get that national championship. There were several guys whom I would have been comfortable and confident with being in that room (at the press conference). It was just how organized he was. He had a plan for everything. I really felt like he had the ability to get it done."

Jay Heimsoth, Northern Iowa football player

"He's a communicator, so I know he can articulate what's going on to the players. I'm pretty impressed with him...I think we'll have to prove ourselves again. But from what I've heard, his workouts are going to be more demanding. He demands things as far as reductions in times and speed, and increases in weightlifting. I think everybody will reach more to be better because of the change."

Terrance Malone, Northern Iowa football player

"You're getting a winner. I think Mike is the complete package. I'd hire him back a third time, too...Nobody will outwork him. He's very personable. He's very intense, too, but that's tempered with a pretty danged good sense of humor. When it comes to football, he expects performance and he expects his players and his coaches to be prepared. What I like about Mike as a coach is that he tells his players the way it is. Through my experience with him, there is little left to doubt...He's a great assistant coach, but he was meant to be a head coach."

Gary Frederick, Central Washington Athletic Director

"He seems extremely approachable. I made the comment then that after I had visited with him for about 20 seconds, I felt like I had known him for 20 years. He tried to make us feel very welcome around (UNI's) program."

Pat Mitchell, Cedar Falls (IA) High School Head Football Coach



THE DUNBAR FILE

Age: 48

Hometown: Galesburg, IL

Education: BA Washington, 1972, MA Pacific Lutheran, 1979; Also attended Michigan State from 1967-71

Career Record: 54-9-1, 6 years, Central Washington

Honors: Kodak Region I, Columbia Football Association Coach of the Year, 1988, 1989, 1990

Experience: 1980-82, Defensive Coordinator, Central Washington

1983, Head Coach, Central Washington

1984-86, Offensive Coordinator, Massachusetts

1987-91, Head Coach, Central Washington

1992-96, Offensive Coordinator, Toledo

1994-96, Assistant Head Coach, Toledo



TOM MASON
Defensive Coordinator
Linebackers

Eastern Washington, 1981
1st Season

Tom Mason joins Mike Dunbar's staff as defensive coordinator. He spent the previous four years on the Boise State staff, the first three as assistant head coach/defensive coordinator/linebackers assistant. He took over as interim head coach last season after head coach Pokey Allen requested a medical leave of absence to receive cancer treatments.

Mason also held the positions of defensive coordinator and linebackers coach under Allen at Division II Portland State from 1986-92.


Other coaching experiences include serving as linebacker/special teams coach at Eastern Washington from 1981-83 and in 1985, interrupted by a one-year stint in 1984 as head coach at Colton High School in Colton, WA. He also was defensive line coach at Walla Walla Community College in 1978.

A native of Walla Walla, WA, Mason was a three-sport athlete in high school, competing in football, basketball and track. He received his bachelors degree from Eastern Washington in 1981. He played linebacker at Walla Walla CC in 1973 and at Idaho from 1974-75. He completed his collegiate playing career at Nevada from 1976-77.

Mason's defensive game plans played a huge role in Boise State's success at the 1-AA level. Consistently facing some of the top passing teams in the nation as a member of the Big Sky Conference, the Broncos ended their 1994 championship season leading the conference in scoring defense and defensive pass efficiency. BSU gave up an average of 18.6 points that year. BSU finished the season ranked second in the league in rushing defense and seventh nationally, allowing only 94.4 yards on the ground. Two Bronco defensive players earned all-American honors.

Mason had the same success at Portland State, with the Vikings always ranked among the best in Division II. The 1987 team established a school record for fewest points allowed at 9.7 per game, ranking second in the nation, while another record was set for quarterback sacks in a single game with 11 against Idaho in 1988. Those two teams also allowed the fewest touchdown passes in the Western Football Conference and led the league in pass defense each year.

Mason and his wife, Jami, have one daughter, Brenna, 5.



TODD EAGEN
Defensive Line

Northern Iowa, 1991
7th Season

The only holdover from Terry Allen's staff, Todd Eagen is in his seventh season as an assistant with the Panthers.

Eagen played defensive end for Northern Iowa from 1986-90. A four-year letterman, he was selected honorable mention all-conference his junior year and to the second team his senior year. He also was a team co-captain and co-MVP his senior year, after setting a school record for most sacks in a single season with 14.

He previously has assisted with the Panther tight ends, in addition to the defensive line. Tight end Matt Harken received first team all-conference honors and was named honorable mention all-American by the Sports Network and Football Gazette in 1994, while Lincoln Sharar was a second-team all-Gateway choice last year, both under Eagen's direction.

A graduate of Oskaloosa (IA) High School, he was a two-time all-conference pick and a second team all-stater as a senior. He also was a state champion in the shot put and a top-ranked wrestler. His father, Terry, was a successful head coach at both Harlan (IA) and Marshalltown (IA) High Schools, while his sister was a member of the United States handball team which played in the Atlanta Summer Olympics.

He was born January 18, 1968. His wife's name is Val.



PAUL HAYNES
Running Backs

Kent State, 1992
1st Season

Paul Haynes joins Coach Mike Dunbar's staff as running backs assistant. He spent the last two years at Ferris State where he was in charge of the defensive backfield and special teams coordinator.

He also was a graduate assistant at Bowling Green State in 1994, assisting the defensive back coach and coordinating the offensive scout team. The 9-2 Falcons were tops in the Mid-American Conference for scoring defense and finished second in total defense and turnover margin. His secondary picked off a total of 16 interceptions under his tutelage. Prior to going to Bowling Green, he was an assistant in charge of the secondary one year at St. Francis DeSales High School, his alma mater, in Columbus, OH.

Haynes lettered four years as a defensive back at Kent State, from where he received his degree in criminal justice in 1992. A captain his senior year, he was named second-team all-conference in 1990 and '91 and averaged 12 tackles a game. He played defensive back and tailback for a St. Francis prep team which finished 37-4-1 overall the years he played.

PANTHERS



CHRIS HEDDEN

Tight Ends
Offensive Tackles

Heidelberg College, 1994
1st Season

Chris Hedden is no stranger to head coach Mike Dunbar. He comes to UNI in charge of the tight ends and also will be assisting Bret Ingalls with the offensive line. He spent last season at Toledo as a graduate assistant, aiding the wide receivers, supervising and directing the defensive scout team and coaching the special teams.

Prior to being a graduate assistant at Toledo, he spent one year at Division II Tiffin University as the offensive line coach, and prior to that assignment, was the outside linebacker coach in 1994 and the offensive line coach in 1993 at Tiffin Columbian High School in Tiffin, OH, where he was an all-state offensive guard. He graduated in 1990.

Hedden also played two years of football at Ashland University before graduating with a degree in secondary education from Heidelberg.

He was born October 21, 1971.



BRET INGALLS

Offensive Line

Idaho, 1984
1st Season

Bret Ingalls spent the last two years as offensive coordinator and offensive line coach at the University of Louisville. In 1995, one of his tackles was named all-American by Football News, College Sports and the Associated Press.

Ingalls joined the Louisville staff after spending the 1994 season as offensive line coach at Eastern Michigan, and was promoted to offensive coordinator following the team's seventh game of the year. The team averaged 36.6 points and went 4-0 the rest of the season.

Prior to his stint at EMU, he was running backs coach in 1989 and 1993, offensive line coach from 1990-92 and offensive coordinator from 1992-93 at San Diego State. All-American Marshall Faulk, the nation's leading rusher in 1991 and '92, was coached by Ingalls. Faulk went on to play for the Indianapolis Colts. SDS played in the 1991 Freedom Bowl.

His first coaching job was at Idaho, assisting with the running backs from 1986-88, the offensive line from 1984-85 and the defensive backs as a student assistant from 1982-83. The Vandals were the Big Sky Conference champions in 1982, '85, '87 and '88.

Ingalls is a 1984 graduate of Idaho. He was a two-year starter at running back at Wichita State from 1979-81, and also played at Colorado one year.

Born August 19, 1960, in San Jose, CA, he graduated from Snohomish, WA, High School where he earned all-America honors. A multi-sport athlete, he also participated in basketball and baseball.

He and his wife, Diana, are the parents of two sons, Samuel and Jack.



JAY NIEMANN

Defensive Secondary

Iowa State, 1983
1st Season

Jay Niemann has made the journey from Des Moines, IA, to Cedar Falls to take over coaching the Panther defensive secondary after spending the previous eight seasons at Drake University. He was the defensive coordinator and secondary coach for the Bulldogs. Drake defenses had top 10 1-AA rankings in rushing defense, total defense, scoring defense and pass efficiency defense from 1994-96.

From 1987-88, he served as graduate assistant at Washington, where he also worked with the defensive backs. While there, UW played in the 1987 Independence Bowl against Tulane.

In 1986, Niemann was a volunteer assistant working with inside linebackers at Washington and was elevated to fulltime responsibilities with the outside linebackers for the Sun Bowl game against Alabama. And in 1985, he was the inside linebackers coach and coordinator of special teams at Western Washington.

Raised in Iowa, Niemann is a 1979 graduate of Avo-Ha Community High School in Avoca. He was a first team all-stater in 1977 and '78, a two-time all-conference pick and was selected team captain for the Iowa Shrine Bowl All-Star team in 1979. He also lettered in basketball, track and baseball.

He received his bachelor's degree in physical education from Iowa State in 1983 and was a letterman at linebacker for the Cyclones from 1979-82.

Niemann and his wife, Lou Ann, are the parents of one son, Benjamin, age two.



JEFF ZENISEK

Wide Receivers

Central Washington, 1983
1st Season

Another new assistant who is no stranger to head coach Mike Dunbar, Jeff Zenisek has joined his former coach as wide receivers assistant.

Zenisek played offensive center at Central Washington in 1980-81, earning all-district honors and the team's Best Block Award in 1981. Dunbar was an assistant for both of those squads.

He spent the past five seasons, however, as head coach at CWU, compiling a 35-17-1 record. His teams finished second four times in the league race, and he led the Wildcats to a 10-3-1 mark in 1995 and a share of the NAIA Division II national title with Findlay (OH). In all, CWU qualified for the NAIA national tournament twice. In addition to reaching the title game in 1995, the team reached the quarterfinals in 1993 before losing to eventual national champion Pacific Lutheran.

Zenisek also was Dunbar's defensive coordinator at CWU and also coached the defensive backs for two years prior to being named head coach. He also served two seasons at CWU (1982-83) and two at Washington State (1984-85) as a graduate assistant. Prior to joining the CWU staff in 1990, he was the head coach

at Orcas Island High School in Eastsound, WA, from 1986-90, where he also served as athletic director and head girls basketball coach.

Born February 8, 1959, in Riverton, WY, he grew up in Dubois, WY, graduating from Pinedale High School in 1977. Besides football, he also lettered in basketball and track. He earned all-conference honors as a linebacker and was named team captain and best blocker. He played one season at Wenatchee Valley College and one season at Mt. Hood Community College before enrolling at CWU. Zenisek and his wife, Robin, have a six-year-old daughter, Jordan.



STEVEN BEARD
Graduate Assistant

Steve Beard exchanges his pads for a coaching shirt this fall. After starting at quarterback last fall for the Panthers, he will be one of three graduate assistants on Coach Mike Dunbar's staff this season.

Beard was a first-team all-Gateway pick last season after completing 197-of-360 passes for 3,433 yards and 26 touchdowns in his only year as the starter. A co-captain, he ranked first in the league in passing efficiency and total offense and was second in the nation in passing and 14th in total offense.

He served as a backup his first three years in a Panther uniform. He also has been a pitcher on UNI's baseball team and helped to lead the Panthers to their highest Missouri Valley Conference finish in history, placing second behind Wichita State, this past spring.

A native of Woodstock, IL, he was taken in the 38th round of the amateur baseball draft by the Montreal Expos out of high school. He was a two-time baseball MVP, and a three-time all-conference and all-area pick. He also led his team to two consecutive football playoffs.



CHRIS BEHRENS
Graduate Assistant

Chris Behrens is a fulltime graduate student at UNI, majoring in physical education, and a teacher's assistant for Personal Wellness. He's assisting Tom Mason with the defensive line.

Behrens received his bachelor's degree in psychology from Wartburg College in 1994. Prior to graduation in April of that year, he demonstrated football techniques to German semi-pro players in Rothenberg, Germany. He spent last fall as an assistant coach at Columbus High School in Waterloo, IA, coaching the varsity offensive and defensive lines and special teams. Four of his players were named all-Metro and all-district, and two were all-staters. He also designed weight programs and supervised and organized the Columbus weightroom.

Behrens was a four-year football letterman at Wartburg, and a four-year

Regent Scholar. He's a 1990 graduate of Dysart-Geneseo High School in Dysart, IA, where he earned 13 letters in football, basketball, track and baseball. He captained the football, basketball and track teams and earned all-conference honors in football, the defensive MVP award and best blocker award. He still holds school records in the shot put and 1600 medley relay and was a track all-stater.



WILLIAM FREENEY
Graduate Assistant

William Freene has returned to his alma mater as a graduate assistant. He received his bachelor's degree from UNI in social sciences and behaviors with a major in criminology in 1993 and currently is working on his master's in health and fitness management.

Freene was a consensus all-American as a linebacker his senior year and was named the Gateway Defensive Player of the Year after leading the team in tackles with 141 total. He had a career 47 sacks and also rushed for two TDs.


After graduation, he signed a professional contract with the Hamilton Tigercats of the Canadian League and went on to play for the Saskatchewan Rough Riders in 1994. In 1995, he played with the Iowa Barnstormers of the Arena League before a shoulder injury sidelined him. Last fall, he was with the Minnesota Fighting Pike.

Freene also has been a residence counselor for the Black Hawk County Youth Shelter and a volunteer student assistant advisor at UNI. Throughout his professional career, he has found time to return to campus to be a volunteer assistant coach.

A native of Chicago, IL, he graduated from St. Patrick's High School. He was named the East Suburban Catholic Player of the Year and was a first team all-stater.

PANTHERS





ALONZO CLAYTON

BY MIKE MICHAELSON, UNI STUDENT ASSISTANT

Panther fans have become accustomed to high-flying aerial assaults in recent years. Big-name receivers like Kenny Shedd and Dedric Ward

have electrified spectators with acrobatic catches and 90-plus yard kick returns, earning numerous Gateway and all-America honors along the way.

Now the stage is set for another Panther star to emerge from the shadows of these past performers — Alonzo Clayton.

Clayton, a 6-1, 176-pound wide receiver from Fort Dodge, IA, overcame a lot of adversity on his way to becoming a college football standout. A two-time all-Big Eight Conference and all-state selection at Fort Dodge High School, he dreamed of one day playing for the Iowa Hawkeyes. As it turned out, fate dealt him a different hand.

"I was recruited by the three state schools (Iowa, Iowa State and UNI)," said Clayton. "When I first came out of high school, I took the ACT twice. Iowa said they wouldn't wait around and stopped recruiting me."

Although disappointed, Clayton understood the school's position and set his sights on his next choice — Iowa State. But a career at Cyclone Stadium wasn't in the cards, either.

"I was all ready to sign with Iowa State and go down there for a Sunday visit," he said. "Then they called my high school coach on Wednesday and told him they were taking the offer off the table."

"I have some hard feelings toward them because they spoon-fed me the whole way and then all of a sudden they told me basically I wasn't good enough," he added. "UNI was the only other school recruiting me, so I chose to come here."

The Cyclones definitely missed out on a great athlete. In his four years at UNI, Clayton has amassed just under 1,700 yards receiving with 14 touchdowns. He was second only to Dedric Ward in receiving yards the past two seasons with 516 in 1995 and 1,116 last year.

This kind of production surprises no one, even first-year receivers coach Jeff Zenisek, who had only seen Clayton on film before joining the Panther staff.

"The highlight film was the first time I actually got to see him," said Zenisek, who succeeded current UNI coach Mike Dunbar at Central Washington before moving to Cedar Falls. "It was kind of a Dedric Ward show, but also an Alonzo Clayton show because he made some good plays, too."

"The passes on the film, they weren't just your typical get up and catch 'em," Zenisek added. "They were over the outside shoulder or something like

that, and to see him adjust to the ball on film showed that he was a great athlete."

Great athletes are commonplace in an environment like the Northern Iowa football program. Obviously, people will compare Clayton to those past Panther receivers, especially Ward. Clayton, however, shrugs off such comparisons.

"I really don't consider myself being compared to him (Ward) because we're two different people and we have two different styles," he said. "He's short, quick and can beat anybody going downfield. My game is to lure them in short and maybe get them beat once or twice a game."

Clayton's height is an asset that has not escaped the watchful eyes of the Panther coaching staff. At 6-1, he has the ability to go up and over shorter defensive backs, making him a prime target for short- and long-yardage situations. He has speed, too, making him a dangerous weapon in any league.

"He's definitely hard to cover one on one," said Zenisek. "There won't be many people who can cover him — Ty Talton (a first team all-Gateway defensive back) has a tough time with him in practice now. Ty's actually a calibre player in this league, too, so that's good."

"Just the height advantage alone will help us a lot," added Zenisek. "He can cover some ground in a hurry right off the bat, and I see that as an advantage for him."

Last season, Clayton was the go-to guy if Ward was drawing double coverage — a common occurrence. The strategy worked well, as Clayton finished his most successful season with 56 catches for a 19.9 yard average. This year, he'll be the one drawing double coverage.

Currently, the Panthers have three other receivers who are expected to take some of the pressure off of Clayton. They include senior Kirk Luense, Palomar College transfer Tramon Thomas, and freshman Eddie Berlin, who also runs track. However, Clayton will remain UNI's primary aerial threat.

"When he's out on that field, he's gonna be a weapon for us," said Zenisek. "We've been working him at both positions — split end and flanker — just to see where he fits in the best. Hopefully, those other guys will help fill out our passing game and take some pressure off of Alonzo."

Along with the pressure to perform individually, the entire team feels the pressure of past seasons. With seven consecutive Gateway Conference titles and Division I-AA playoff appearances, including last year's semifinal loss to eventual national champion Marshall, the Panthers have a lot to live up to. Couple this with a new coaching staff and a new offensive and defensive system, another Gateway title becomes more elusive.

"I think it will be much harder this year because

of the new offense," said Clayton. "It's hard at first, but with spring ball, and if we can learn bits and pieces of it over the summer, we should be pretty good coming into the fall."

Zenisek is pleased with the adjustments Clayton and the team have made in such a short time.

"It's hard when you're a senior to change and adjust to what we want," he said. "He's trying really hard and doing a good job with it. There's a lot of weight on his shoulders, and he's handling it well."

Clayton has made such progress despite also being a standout on the UNI track team. While this may complicate things from a football standpoint, he stresses that track is essential to his performance on the field, and that the interference is worth it.

"I think track helps a lot on my speed because I'm constantly running and trying to increase my performance," he said. "This is actually the first spring where I had to do both of them. It was a new offensive system and I felt I needed to be in spring ball to learn it, at least some of it."

So which sport does he like better, football or track? It's a tough decision, but Clayton says he prefers...baseball?

"Actually, I like baseball better," he said. "I've loved baseball since I was a little kid, and I used to sit around the house and watch it with my grandmother."

When he's not burning defenders for a touchdown, blazing by opponents in the 110-meter hurdles, or fantasizing about hitting a home run, Clayton spends much of his time relaxing at home. He watches TV, plays video games and "hangs out with friends."

Although he loves music (R&B and rap, mostly), Clayton doesn't use it to "pump up" for games. Instead, he listens to music to block out everyone else's pre-game banter. According to Clayton, it all comes down to attitude.

"I don't believe music can pump anybody up," he said. "If you have the attitude that you want to perform well, you're gonna do it yourself — you don't need music to do it for you."

Likewise, he has no strict pre-game rituals or superstitions like many other players do. He can't remember what he did the game before.

"I try to think of how I did it the game before, but I never can remember if I put one sock on before the other," he said. "I just put it all on, suit up, and get ready to go."

"I'd like to go out a winner," he said. "At least win the Gateway Conference, if not the national championship. You can only play college football for four years. This is my last year and I'm gonna make it the best I can. If we win the Gateway or the national championship, that's cool, but if we don't, I'll make sure I have fun and my teammates have fun, too."

TYREE TALTON

BY BRETT PROSKOVEC, UNI STUDENT ASSISTANT



Few high school athletes are good enough to earn a scholarship in college athletics at the Division I level.

Most who do earn a

scholarship concentrate on a single sport. On rare occasions, you will find a special athlete who is good enough to excel in at least two sports.

Tyree Talton is one of those rare athletes. In fact, he is a little more special than most because he has had the opportunity to participate in three sports at the University of Northern Iowa.

Having tried basketball as a freshman and adding track to his resume last year, the junior from Beloit, WI, knows he has been blessed with special athletic ability. He also knows his future lies with football, and who can blame him, considering the numbers he has put up on the football field his first two seasons as a Panther.

After redshirting his first year, he exploded upon the scene as a freshman, leading the team with eight interceptions and finishing as the team's seventh-leading tackler. By the end of his first season with the Panthers, he had been named first team all-conference as a defensive back and was a member of the league's All-Newcomer team.

Talton feels his early success can be attributed to two factors — his redshirt year and the confidence he had in his ability as a football player early in his career.

"I think the redshirt year was good for me because it gave me the opportunity to get a feel of what college was going to be like," said Talton. "It gave me a chance to get used to classes and get used to time management. The key to being a successful student-athlete is time management. Being in football is like being in two schools. You get done with classes around 2:30 or 3 p.m., and that's one school. Then you have football until 5:30 or 6, and that's another school. Once that's over, then you get to go home to eat and study. If you don't manage your time wisely, you're going to have trouble."

Some athletes are intimidated when they arrive on campus to play college football, especially playing at such a tough position as cornerback, but Talton believed in his abilities from the first day of practice.

"When I came in, I wasn't that intimidated. I knew it was going to be a challenge, but I had confidence in my abilities. I felt as soon as a position opened up that I was going to fill that position," he said.

Talton's second game of his college career was against the Iowa Hawkeyes, and he used that game to open some eyes across the state, tying a school record with three interceptions.

"The Iowa game put me on the map more than any other," he said. "Going down as a freshman and

playing against 75,000 fans was exciting for me. No one was expecting anything out of me. I think I shocked a lot of people with my three interceptions and I think people began respecting me a little bit. A lot of people also thought it was a fluke, so that motivated me the rest of the season to prove to those people that it wasn't a fluke."

Talton did nothing but improve his numbers during his sophomore season, grabbing nine interceptions and finishing seventh on the team with 71 tackles. Once again, he earned first team all-conference honors and was named second team all-American as a defensive back.

As if he wasn't already doing enough, the coaching staff assigned him to return kicks. He took advantage of the opportunity, gaining 927 return yards on 27 attempts, scoring three touchdowns.

"I got a chance to return a couple of kicks my freshman year and did well, but for some reason, they didn't put me back there to return kicks at the beginning of last season," said Talton. "I was fourth on the depth chart when the season started, but I eventually got my opportunity, and I took advantage of it."

By the end of the season, he was named first team all-conference and third team all-American as a kick returner.

Talton also lined up as a wide receiver a number of times and caught one pass for 32 yards.

"My sophomore season was real satisfying for me. I had a big year showing people my versatility with my ability to return kicks, play offense and defense," he said.

Many coaches believe cornerback is the toughest position to play in football, but Talton makes it look easy with his size, speed and mental toughness.

"My size is my biggest strength. I'm 6-1, 200 pounds, and a lot of cornerbacks are not as big as me," he said. "Another strength is my ability to make plays. When the team is looking for a big play on the defensive side of the ball, I put it upon myself to make a play that can turn a game around or get our defense off the field."

Heading into his junior season and only seven interceptions away from breaking the school record for career interceptions, Talton feels he still has areas in his game he can improve upon.

"I think I can always improve in the game mentally. Ninety percent of the game is mental, 10 percent is ability. You always have to be in the game mentally, you always need to be focused on the game, know what you need to do, and know your role on the team. You can't do too much because you have 10 other guys out there and they all have their roles. If everyone performs their role, then the defense is going to be successful. The key is understanding your role and carrying that role out every down."

With all of his success at cornerback and all of the honors that have come his way, rival coaches have learned to throw away from his side of the field.

"A lot of times, I think they try and lull me to sleep," said Talton. "During the game they will go the other way, and then finally try and pick on me for one big play. I've earned a little respect, but I'm still going to be challenged like anyone else and I have to be ready for that challenge when it comes."

A new challenge for Talton and his teammates will be adjusting to a new coaching staff after the departure of Terry Allen and his staff to Kansas, but Talton feels it will be an easy transition, although Allen will be missed.

"The main thing we are going to miss is trust. We built up a great deal of trust with Coach Allen and his coaching staff over the years and that is the main thing we will have to build with Coach (Mike) Dunbar and his staff."

Talton doesn't hold any animosity towards Allen and his staff for leaving UNI and wishes him only the best in the future.

"I'm not mad at Coach Allen. I know he is just trying to make advances, just like I'm trying to make advances," he said. "I didn't expect him to stay here the rest of his life. He wanted the opportunity to coach at a Division I school and I knew when a good position opened up, he would pursue it. If it was me, I would do the same thing. I have goals to play at the next level and I wouldn't expect anyone to not want me to pursue those goals."

Talton also knows that the new coaching staff has a lot to live up to, taking over a program that has a winning tradition and that always sets its sights on a national championship.

"Coach Dunbar and his staff have a lot to live up to and I'm sure there is some pressure," says Talton. "We've won seven Gateway titles in a row, so there has to be some pressure on the coaching staff because they know they have to step right in and continue that streak and to try and win a national title."

Not only did Talton lose a coach whom he admired, but he also is heading into his first season without his close friend, Dedric Ward, who was a third round pick of the New York Jets in this year's National Football League draft. Ward was one of the best receivers in the nation the last two seasons and Talton learned a lot covering him.

"I'm really going to miss Dedric a lot," said Talton. "Dedric played a big role in my football career. He is like a brother to me. He criticized me when I did something wrong and he helped make me better. There is no doubt in my mind that working against Dedric every day at practice helped bring me to the level that I'm at and will help take me to where I want to be."



11 BRIAN ANDERSEN QUARTERBACK

Class: Freshman
Height: 6-1
Weight: 197
Birthdate: 12-12-76
Hometown: Marion, IA
High School: Cedar Rapids Regis

Andersen at UNI: Redshirted in 1996. Playing behind Jason Jones and Ryan Helming and battling with Nate Ludwig for position heading into the fall...**High School:** Earned three letters in basketball and two each in football and baseball. Played in the state basketball tournament two years. Iowa Newspaper Assoc. honorable mention all-state and played in the Iowa Shrine Bowl. First team all-Mississippi Valley in football, all-Metro, honorable mention all-Metro in basketball. Received Regis' Coaches Award in football in 1994. Wendy's National Heisman Nominee. Co-captain in both football and basketball. Led the conference in passing his senior year...**Personal:** Son of Steve and Karen Andersen. Enjoys all outdoor activities, sports and bowling.



77 MATT BEALS OFFENSIVE GUARD

Class: Sophomore
Height: 6-4
Weight: 265
Birthdate: 12-6-76
Hometown: Des Moines, IA
High School: Saydel
Letters: 1

Beals at UNI: Listed as a possible starter at weak guard heading into the fall. Hampered by knee injuries last season and this spring, continuing rehabilitation on an ACL. Redshirted in 1995...**High School:** Earned three letters each in football and track. Second team all-state, first team all-district. Played in the Iowa Shrine Bowl. MVP his senior year...**Personal:** Son of Bill and Anne Beals. Pre-med major. Enjoys fixing things and playing SEGA.



76 BRIAN BECK OFFENSIVE GUARD

Class: Junior
Height: 6-4
Weight: 258
Birthdate: 7-22-79
Hometown: LeClaire, IA
High School: Davenport Central
Letters: 1

Beck at UNI: Played behind Chris Clapp at tackle last year. Saw limited action in 1995. Listed as a possible starter at weak guard heading into the fall...**High School:** Earned two letters in football. All-conference, all-Metro, honorable mention all-state...**Personal:** Son of Sally Schiltz. Enjoys skiing.



62 TONY BEMINIO OFFENSIVE TACKLE

Class: Freshman
Height: 6-2
Weight: 280
Birthdate: 11-21-77
Hometown: Coralville, IA
High School: Iowa City West

Beminio at UNI: Redshirted in 1996. Listed as a backup at strong tackle heading into the fall...**High School:** First team all-conference, first team all-area, first team Des Moines Register Elite Team, Sports Writers Class 4A team captain, the first lineman to be so named.

Also an outstanding wrestler. Placed second in freestyle at the Junior Nationals and sixth in the Greco Junior Nationals. Was an individual champion at the Junior National Duals at heavy-weight. AAU Junior Olympic champ and two-time state qualifier. Nine-time state champ in Greco and Freestyle. Earned three letters in football and four in wrestling...**Personal:** Son of Frank and Trish Beminio.



87 AARON BENNETT SPLIT END

Class: Sophomore
Height: 5-8
Weight: 183
Birthdate: 2-24-77
Hometown: Des Moines, IA
High School: East

Bennett at UNI: Redshirted in 1995. Listed as a backup at split end heading into the fall...**High School:** Earned two letters in football and three each in basketball and track. All-conference in basketball. First team all-conference, all-city, all-Metro and fifth team all-state in football. Leading kick returner in conference...**Personal:** Son of Darrell and Vicki Bennett. Majoring in business finance. Enjoys fishing, golfing, lifting weights and running.



3 EDDIE BERLIN SPLIT END

Class: Freshman
Height: 6-1
Weight: 180
Birthdate: 1-14-78
Hometown: Urbandale, IA
High School: Urbandale

Berlin at UNI: Redshirted in 1996. Listed as a starter at split end heading into the fall...**High School:** All-conference, third team all-state defensive back, team MVP. 4A state high jump champion and long jump runnerup finisher. Ran on state 4x100 team. Shrine Bowl selectee. Basketball all-conference, member of Iowa Junior Select AAU team, team captain. Baseball pitcher. Earned four letters in track, three in baseball and two each in basketball and football...**Personal:** Son of Bruce and Carla Berlin.



71 BRIAN BILLICK OFFENSIVE TACKLE

Class: Junior
Height: 6-3
Weight: 225
Birthdate: 10-21-75
Hometown: Paullina, IA
High School: South O'Brien
Letters: 0

Billick at UNI: Has seen limited action his first two years. Hampered by a knee injury this spring. Listed as a backup at weak tackle heading into the fall...**High School:** Earned two letters in football, three in basketball and four in track. Iowa Shrine Bowl selectee. First team all-conference, team co-captain, defensive MVP...**Personal:** Son of Bruce and Sheila Billick. Majoring in Environmental Planning. Enjoys listening to music. Originally recruited as a defensive tackle.



29 TONY BRADLEY DEFENSIVE BACK

Class: Sophomore
Height: 5-8
Weight: 188
Birthdate: 6-21-76
Hometown: Oelwein, IA
High School: Oelwein
Letters: 0

PANTHERS

Bradley at UNI: Transfer from Wartburg. Listed as a backup at weak safety heading into the fall...**High School:** Shrine Bowl selectee, three-time all-conference in football, baseball and golf, one each in track and basketball. Two-time all-district in football and baseball and two-time all-stater in football and once in baseball. Earned three letters in football and golf, four in baseball, two in basketball and one in track...**Personal:** Son of Steve and Sandy Bradley. Majoring in education. Enjoys model airplanes, hunting and fishing. Has a dream of flying jets and helicopters.



56 NEVILLE BROWN LINEBACKER

Class: Sophomore
Height: 5-9
Weight: 218
Birthdate: 6-23-76
Hometown: Evanston, IL
High School: Evanston Township
Letters: 0

Brown at UNI: Redshirted in 1995. Listed as a backup at one outside linebacker spot heading into the fall. Saw limited action in 1996...**High School:** Graduate of Evanston Township. Two-time all-conference, team captain and MVP, member of the all-state playoff team. Team made it to the state semifinals his senior year, finishing 11-2. Led his team in fumble recoveries and tackles for loss. Ran a 4.6 40 and bench pressed 350 pounds. Won a summer bench-press contest at Northwestern University...**Personal:** Son of Linnett Brown.



70 CHRIS CLAPP OFFENSIVE TACKLE

Class: Senior
Height: 6-3
Weight: 260
Birthdate: 2-18-75
Hometown: Cedar Falls, IA
High School: Cedar Falls
Letters: 3

Clapp at UNI: Two-year starter and is expected to retain the position at weak tackle in the fall. Second team all-conference in 1996. Played primarily behind Andy Pattee in 1994. Redshirted in 1993...**High School:** Earned three letters in football and two in basketball. Honorable mention all-American by USA Today and Street & Smith. Blue Chip all-Regional team. Two-time all-stater, first-team all-Big Eight and Mississippi Valley Conferences, two-time all-Metro. Played in 1993 Shrine Game...**Personal:** Son of Dwayne and Sharla Clapp. Enjoys weightlifting. Majoring in criminology.



2 ALONZO CLAYTON FLANKER

Class: Senior
Height: 6-1
Weight: 176
Birthdate: 10-5-74
Hometown: Fort Dodge, IA
High School: Senior
Letters: 3

Clayton at UNI: Has been working at both split end and flanker this spring. Listed as a starter at flanker heading into the fall. Split time between football and track this spring in order to learn the new system. First team all-conference in 1996. Team's second-leading receiver for the second year in a row behind all-American Dedric Ward. Tied for 30th in the nation in receiving yards per game and was ninth in the league in receptions per game and eighth in all-purpose running. Started 13-of-14 games last year, catching 56 passes for 1,116 yards and six TDs. Season-high 185 yards on five catches versus McNeese State. Also returned 14 punts for an 11.0 average and one kickoff for 11 yards. Second on the team in all-purpose running with 91.5 yards per game. Tied a UNI-Dome record with three reception TDs against MSU and set a school playoff record with a 58-yard punt return against Marshall...**1995:** Played all 13 games in 1995, starting one. Team's second-leading receiver with 29 catches for

516 yards and eight TDs. Season-high five catches for 113 yards against Eastern Illinois. Led the team with four catches for 78 yards and three TDs in UNI's playoff win against Murray State, tying a school 1-AA playoff record for TD catches and TDs scored. Also returned two kick-offs for a 21.0 average...**1994:** Started one of 11 games, catching five passes for 60 yards...**High School:** Earned four letters in track, baseball and basketball and two in football. Played in the 1993 Shrine Bowl. Two-time all-conference in football, two-time all-stater in track and named the recipient of the Dutch Huseman Award, second team All-Big 8 in baseball...**Personal:** Son of Robert and Rosie Clayton. Majoring in education.

Receiving	No	Yds	Avg	TDs	LG
1994	5	60	12.0	0	26
1995	29	516	17.8	8	46
1996	56	1116	19.9	6	92

Kickoff Returns	No	Yds	Avg	TDs	LG
1995	2	42	21.0	0	26
1996	1	11	11.0	0	11

Punt Returns	No	Yds	Avg	TDs	LG
1995	1	3	3.0	0	3
1996	14	154	11.0	0	58



73 BRIAN DAVISON DEFENSIVE END

Class: Senior
Height: 6-3
Weight: 250
Birthdate: 7-2-74
Hometown: Braddyville, IA
High School: South Page Community
Letters: 0

Davison at UNI: Saw limited action in 1996. Listed as a possible backup at right end heading into the fall. Played in 10 games last year, recording six tackles, including one sack. Saw limited action in 1994 with no tackles...**High School:** Earned four letters in basketball, three in football and two in track. 1992 first team all-state, second team INA, Nonpareil All-Southwest Iowa first team as a senior. Shrine Bowl participant...**Personal:** Son of Gary and Phyllis Davison. Majoring in criminal justice.

Defense	Solos	Assts	Int	Sacks	FF	PD
1994	0	0	0	0	0	0
1995	2	4	0	1	0	0



58 ANDREW ELMER Linebacker

Class: Sophomore
Height: 6-0
Weight: 222
Birthdate: 4-2-77
Hometown: Cedar Falls, IA
High School: Cedar Falls

Elmer at UNI: Redshirted in 1995. Listed as a backup at one linebacker spot heading into the fall...**High School:** Earned two letters each in football and track. Played in the state football playoffs in 1994. State shot put qualifier in 1995. First team all-Missouri Valley Conference and second team all-stater...**Personal:** Son of Clark and Tricia Elmer. Majoring in criminology with a minor in Spanish. Nicknamed "Drew".



34 GARRETT FERGUSON FULLBACK

Class: Senior
Height: 6-2
Weight: 240
Birthdate: 7-17-75
Hometown: Mauldin, SC
High School: Mauldin
Letters: 1

Ferguson at UNI: Started three-of-14 games played in 1996, primarily in a blocking capacity. Carried the ball only two times for four yards and returned three kickoffs for 39 yards. Listed as a possible starter at fullback heading into the fall...**Junior College:** Transferred from Kemper Military Junior College in Boonville, MO...**High School:** Earned two letters in football and track. Two-time all-region and all-conference pick. Track MVP...**Personal:** Son of Garrett and Chris Ferguson. Majoring in education. Enjoys riding motorcycles and horses.

Rushing	Att	Yds	Avg	TD	LG	HG
1996	2	4	2.0	0	4	4

Kickoff Returns	No	Yds	Avg	TDs	LG
1996	3	39	13.0	0	19



30 MIKE GRAY DEFENSIVE BACK

Class: Sophomore
Height: 5-11
Weight: 176
Birthdate: 9-28-76
Hometown: Onawa, IA
High School: West Monona
Letters: 0

Gray at UNI: Saw limited action last year. Listed as a backup at right corner heading into the fall...**High School:** Earned four letters each in basketball, baseball and track and three in football. Placed second in the state in the long jump his senior year. Two-time second team all-conference in basketball, first team all-conference in baseball and two-time all-district and honorable mention all-state in football...**Personal:** Son of Carol and Dick Groves. Majoring in business administration.



28 ROB HAGENOW PLACEKICKER

Class: Sophomore
Height: 5-9
Weight: 190
Birthdate: 11-19-76
Hometown: Readlyn, IA
High School: Wapsie Valley
Letters: 0

Hagenow at UNI: Saw limited action in 1996. Listed as the probable starter at placekicker heading into the fall...**High School:** Earned four letters in golf and three in football. Won conference golf title his senior year. Two-time all-district, first team all-state and Iowa Elite Team selectee...**Personal:** Son of Earl and Cheryl Cooke. Majoring in biological resources.



38 RANDY HALL PUNTER

Class: Junior
Height: 5-9
Weight: 178
Birthdate: 9-25-75
Hometown: Garner, IA
High School: Garner-Hayfield
Letters: 0

Hall at UNI: Listed as the probable starting punter heading into the fall...**Junior College:** Transfer from North Iowa Area Community College...**High School:** Earned three letters each in baseball and football, two in basketball and one in track. Punter on the 1991 Class 2A state championship team and a state qualifier in the 4x100 relay in 1994. Three-time all-conference in baseball, two-time in basketball and honorable mention one year in football...**Personal:** Son of Jacklyn and Gary Hall. Majoring in physical education. Enjoys biking, running, playing golf.



60 BRAD HARMS CENTER

Class: Freshman
Height: 6-2
Weight: 288
Birthdate: 8-18-77
Hometown: Grundy Center, IA
High School: Grundy Center

Harms at UNI: Listed as a backup at center heading into the fall. Transferred to UNI after walking on at Iowa...**High School:** First team all-state, Des Moines Register Elite team, 1995 Blue Chip all-region, all-conference, district most valuable offensive lineman and punter. Shrine Bowl participant. Also competed in track...**Personal:** Son of Greg and Maxine Harms. Majoring in business.



90 JAY HEIMSAATH DEFENSIVE TACKLE

Class: Senior
Height: 6-2
Weight: 280
Birthdate: 4-4-74
Hometown: LeMars, IA
High School: LeMars Community
Letters: 3

Heimsath at UNI: 1997 team captain. Listed as a possible starter at left tackle heading into the fall. Hampered with injuries most of the spring. Team's eighth-leading tackler at nose tackle in 1996 after starting 13-of-14 games. Season-high 10 tackles against Eastern Illinois in the first round of the playoffs...**1995:** Played primarily at inside linebacker behind Dannie Spann. Season-high three tackles against Lock Haven. Started one-of-13 games. Recorded 11 tackles, including five solos...**1994:** Played primarily on special teams with no tackles recorded...**High School:** Graduate of LeMars Community High School. Earned three letters in football and one each in wrestling and track. Team was a 1992 state 3A qualifier. 1992 first team all-district on offense and defense. Honorable mention all-state linebacker, team captain. Had single-game high of 38 tackles, 229 in a season and 366 in a career, including 13 sacks...**Personal:** Son of James and Rita Heimsath.

Defense	Solos	Assts	Int	Sacks	FF	PD
1994	0	0	0	0	0	0
1995	5	6	0	0	0	0
1996	25	45	0	6	1	0



15 RYAN HELMING QUARTERBACK

Class: Freshman
Height: 6-3
Weight: 200
Birthdate: 12-14-77
Hometown: Springfield, MO
High School: Kickapoo

Helming at UNI: Redshirted in 1996. Listed as a backup to Jason Jones heading into the fall...**High School:** First team Southwest Missouri Coaches team, all-conference, all-district, second team all-state, USA Today honorable mention, all-academic in football. Set school single-season and career passing yardage while throwing for over 3,200 yards with 27 TDs in two seasons. USA Today McDonalds all-American nominee, Bass-Pro all-tournament, all-district, all-conference, all-academic, second team all-state and all-Ozark in basketball. Three-time AAU national basketball participant. Honorable mention all-conference and all-academic in baseball. Placed second in the high jump in the conference and district. National Honor Society, Principal's Honor Roll, Who's Who Among High School Athletes...**Personal:** Son of George and Patty Helming. Majoring in computer science.

completing five-of-11 passes for 118 yards and one TD with no interceptions. High game of three-for-five passes for 101 yards in the first game of the year against Southern Utah. Played in only two games in 1995 after transferring from Northern Illinois. Completed six-of-nine passes for 75 yards and one TD. Most productive game was against Winona State when he completed five-of-seven passes for 64 yards and one TD...**Northern Illinois:** Redshirted in 1993. In 1994 as a freshman, completed four-of-eight passes for 86 yards and one TD. First collegiate play was a 35-yard TD pass against Illinois...**High School:** Threw for 3,866 yards as a two-year starter. Led team to 10-2 mark and state Class 6A playoff quarterfinals as a senior. Connected on 111-of-211 passes for 1,835 yards and 18 TDs his senior year. Made Chicago Sun-Times "Area Top 100 Seniors" and special mention all-area, plus first team all-DuPage Valley Conference. Rated 14th among Chicagoland passers in regular season. Three-game playoff stats included 35-of-60 passes for 568 yards and six TDs. Passed for 1,031 yards and nine TDs on 72-of-150 as a junior. Lettered in football and basketball...**Personal:** Son of Bev and Jim Jones. Majoring in business.

Passing	Att	Comp	Pct.	Yds	Int	TD	LG	HG
1995	9	6	.667	75	0	1	19	64
1996	11	5	.455	118	0	1	78	118



4 JASEN KEY CORNERBACK

Class: Senior
Height: 5-10
Weight: 192
Birthdate: 10-1-74
Hometown: Lake Ozark, MO
High School: School of the Osage
Letters: 0

Key at UNI: Has seen limited action. Listed as a reserve after spring drills. Transfer from Missouri...**High School:** Earned four letters in track and three each in football and basketball. All-conference running back, defensive back and punter and runnerup Area Player of the Year. All-district running back and defensive back. All-Lake Area defensive back. Had three interceptions, 79 tackles and 500 yards rushing in six games as a senior while averaging 37 yards punting...**Personal:** Son of Mike and Jackie Key. Majoring in education. Enjoys playing golf and wrestling alligators.



22 MATT LLANES TAILBACK

Class: Senior
Height: 5-7
Weight: 200
Hometown: Schaumburg, IL
High School: St. Viator
Letters: 0

Llanes at UNI: Forced to sit out last year when the Big Ten would not approve his transfer from Illinois due to a lack of academic hours. According to NCAA standards, he was eligible, but not by Big Ten standards. Listed as a starter at tailback heading into the fall...**Llanes at Illinois:** Transfer from Harper Junior College. Redshirted with the Illini in 1995, when he earned offensive scout team player of the year honors...**Llanes at Harper J.C.:** JC Gridwire All-American. All-Region MVP twice...**High School:** Offensive MVP, team captain, all-conference, all-area, led area with 20 TDs, finished with 1,350 yards rushing senior year...**Personal:** Son of Rosemary and Honesto Llanes. Majoring in psychology.



39 JASON HOOVER FULLBACK

Class: Senior
Height: 5-10
Weight: 215
Birthdate: 9-19-74
Hometown: Council Bluffs, IA
High School: Lewis Central
Letters: 0

Hoover at UNI: Listed as a reserve at running back heading into the fall. Has seen limited action since transferring two years ago from Nebraska-Kearney...**High School:** Earned four letters in track and three in football. All-state, all-conference, all-city...**Personal:** Son of Greg and Kristy Hoover. Majoring in history.



89 TOM HUNTER TIGHT END

Class: Junior
Height: 6-3
Weight: 240
Birthdate: 5-21-76
Hometown: Eagan, MN
High School: Eagan
Letters: 0

Hunter at UNI: Has played sparingly. Listed as a reserve following spring drills. Also played baseball for the Panthers in 1995 and '96...**High School:** Earned three letters each in baseball and football. All-conference football and team MVP, academic all-stater. Played in Minnesota's baseball all-star game. All-conference, MVP, all-metro, all-state honorable mention. Pittsburgh Pirates' 13th-round draft pick...**Personal:** Son of Jan and Dennis Hunter. Majoring in chemistry.



10 JASON JONES QUARTERBACK

Class: Senior
Height: 6-3
Weight: 220
Birthdate: 12-22-74
Hometown: Naperville, IL
High School: Central
Letters: 2

Jones at UNI: Listed as the starter heading into the fall. Played in seven games last year,



17 NATE LUDWIG QUARTERBACK

Class: Junior
Height: 6-4
Weight: 211
Birthdate: 1-16-76
Hometown: Forest City, IA
High School: Forest City
Letters: 0

Ludwig at UNI: Transfer from Waldorf Junior College. Battling for position along with Brian Anderson...**High School:** Earned four letters each in baseball and track and three in football and basketball. Won Class 3A state 110 high hurdles two straight years and four-time conference champ, placed sixth in the high jump. First team all-conference basketball, honorable mention Iowa Newspaper Association twice and third team Des Moines Register once in baseball. Three-time all-conference, honorable mention INA twice and first team all-district once in football...**Personal:** Son of Gary and Barb Ludwig. Majoring in criminal justice. Relative of three-time Olympic figure skater Sonja Henie.



84 KIRK LUENSE H-BACK

Class: Senior
Height: 6-0
Weight: 180
Birthdate: 3-28-75
Hometown: St. Ansgar, IA
High School: St. Ansgar
Letters: 1

Luense at UNI: Redshirted in 1995. Saw limited action at split end and on special teams last year. Is the leading candidate at the H-back position heading into the fall...**Junior College:** Transfer from Simpson College...**High School:** Earned three letters each in football, track and basketball and four in baseball. Class 2A 200-meter champion. All-district in football...**Personal:** Son of James and Carlene Luense. Majoring in Leisure Services.



24 TERRANCE MALONE SAFETY

Class: Junior
Height: 5-11
Weight: 198
Birthdate: 6-11-76
Hometown: Milwaukee, WI
High School: John Marshall
Letters: 2

Malone at UNI: Redshirted in 1994. Listed as a starter at weak safety heading into the fall...**1996:** Started all 14 games at strong safety last year. Team's top returning tackler, fifth-high overall, with 78 total tackles, including 45 solos. Also had one tackle for loss, seven deflections, second-high on the squad, and four interceptions, scoring twice. Season-high 10 tackles against Eastern Illinois in the first game of the 1-AA playoffs. Honorable mention all-conference...**1995:** Played in 11 games, backing up Maceo Strickland. Credited with 25 tackles, including 14 solos. Had one fumble recovery and three deflections. Season-high seven tackles against Western Illinois...**High School:** Also participated in basketball and track, earning 10 letters overall. Three-time all-conference, all-area as a senior. Participated in the state track meet, placing fifth in the 4x100 relay. As a senior, recorded 48 total tackles, including 26 solos, and had four interceptions. Also rushed for 898 yards and 16 TDs on 101 carries, returned five kickoffs for a 40-yard average and one TD and six punts for a 25-yard average...**Personal:** Son of Dennis and Yvonne Malone. Nicknamed "T-Bone".

Defense	Solos	Assts	Int	Sacks	FF	PD
1995	14	11	0	2	1	3
1996	45	33	4	0	0	7



6 OTIS MARCHMAN CORNERBACK

Class: Junior
Height: 5-11
Weight: 190
Birthdate: 5-3-76
Hometown: Fort Myers, FL
High School: North
Letters: 2

Marchman at UNI: Listed as a possible starter at right corner heading into the fall. Played in 13 games last year, recording six tackles, with a season-high two tackles against Western Illinois. Played in nine games in 1995, recording five tackles and one forced fumble...**High School:** Two-year MVP, three-time all-conference, four-year letterman. Played quarterback and linebacker as a prep, passing for 700 yards and rushing for 400 as a senior...**Personal:** Son of Otis and Mae Marchman.

Defense	Solos	Assts	Int	Sacks	FF	PD
1995	3	2	0	0	0	0
1996	6	0	0	0	0	0



13 GREG MCKINSTRY SAFETY

Class: Freshman
Height: 5-11
Weight: 199
Birthdate: 9-5-77
Hometown: Milwaukee, WI
High School: Marquette University

McKinstry at UNI: Redshirted in 1996. Listed as a possible back-up at strong safety heading into the fall...**High School:** Earned two letters in football and one in basketball. Prep team was 22-1 his last two years. All-conference defensive back...**Personal:** Son of Greg and Betty McKinstry. Majoring in criminal justice.



63 BRAD MEESTER CENTER

Class: Sophomore
Height: 6-4
Weight: 280
Birthdate: 3-23-77
Hometown: Parkersburg, IA
High School: Aplington-Parkersburg
Letters: 1

Meester at UNI: Redshirted in 1995. Starter last year and is expected to retain his position this fall. Second team all-conference and named to the Gateway's All-Newcomer team. League's offensive lineman of the week following the Illinois State game...**High School:** Earned letters in football, basketball, track and baseball. Team was football state champion in 1993. Two-time all-district linebacker and first team all-state lineman in 1994...**Personal:** Son of Kenneth and Rhonda Meester. Majoring in business management. Nicknamed "Meat".



50 SCOTT MEREDITH DEFENSIVE END

Class: Junior
Height: 6-1
Weight: 242
Birthdate: 12-27-75
Hometown: Davenport, IA
High School: Central
Letters: 1

Meredith at UNI: Redshirted in 1994. Saw limited action in 1995. Listed as a starter at right end heading into the fall. Played in all 14 games in 1996, recording nine tackles. Season-high two tackles in each of three games...**High School:** Graduate of Central High School. First team all-state Des Moines Register, all-conference, all-Metro...**Personal:** Son of Rick and Pat Meredith. Majoring in business administration.

Defense	Solos	Assts	Int	Sacks	FF	PD
1996	4	5	0	0	0	0



46 DEMPSEY MILLER DEFENSIVE TACKLE

Class: Jr.
Height: 6-0
Weight: 273
Birthdate: 9-22-75
Hometown: Davenport, IA
High School: Central
Letters: 1

Miller at UNI: Redshirted in 1994. Saw limited action in 1995, recording only two tackles. Played in all 14 games last year, recording 10 tackles and two sacks. Season-high six tackles in the first game of the year at Southern Utah. Listed as a starter at right tackle heading into the fall...**High School:** Earned letters in football, wrestling and track. Football team played in the 1992 and '93 state playoffs. State placewinner in wrestling. All-state, all-conference, all-Metro.

Personal: Son of Dempsey and Annie Miller. Majoring in public relations. Nicknamed "Pookie".

Defense	Solos	Assts	Int	Sacks	FF	PD
1995	2	0	0	0	0	0
1996	4	6	0	2	0	0



52 ANDY MORRIS LINEBACKER

Class: Junior
Height: 6-1
Weight: 227
Birthdate: 8-25-76
Hometown: Riceville, IA
High School: Riceville
Letters: 2

Morris at UNI: Missed spring ball due to a knee injury. Served as UNI's snapper last year and recorded only one tackle. Second team academic all-conference. Saw limited action in 1995...**High School:** Graduate of Riceville Community High School. Earned four letters in baseball and three each in football, golf and basketball. Two-time first team all-state offensive lineman, second team all-stater in baseball at first base. Participated in the 1993 state Class A football championship and in the 1995 small schools East All-Star Baseball team...**Personal:** Son of James and Gail Morris. Majoring in construction management.



45 TENDAI MUYENGWA LINEBACKER

Class: Senior
Height: 6-
Weight: 210
Birthdate: 4-1-74
Hometown: Ames, IA
High School: Ames
Letters: 2

Muyengwa at UNI: 1997 team captain. Listed as a starter at one outside linebacker heading into the fall. Started 10-of-14 games last year. Team's ninth-leading tackler with 60 total, including 40 unassisted. Also had three sacks and three tackles for loss, two forced fumbles, one recovery, two deflections and one interception. Season-high 11 tackles versus Youngstown

State. Started one-of-13 games played after transferring from Iowa State in 1995. Recorded 19 tackles, including 11 solos, and had one deflection. Season-high five tackles against Lock Haven. Redshirted at Iowa State in 1993...**High School:** Earned honorable mention all-America honors from Scholastic Magazine. Second team all-state Class 4A running back by the Des Moines Register and the Iowa Newspaper Assoc. First team all-Central Iowa Metropolitan League back. Rushed for 1,205 yards and scored 72 points in 11 games as a senior. Team MVP for the state quarterfinals. Averaged nearly eight yards a carry and 109.6 yards per game. Also saw time as a defensive back and linebacker. Standout hurdler, jumper and sprinter who placed at the state meet all three years. Placed fifth in the 110-meter hurdles in 1993, ran on fourth-place 4x200 meter relay as a junior. Personal hand-timed 110-meter hurdle best of 14.3. Earned three letters each in football and track, two in basketball and one in soccer...**Personal:** Born in Zimbabwe. Majoring in general studies.

Defense	Solos	Assts	Int	Sacks	FF	PD
1995	11	8	0	0	0	1
1996	40	20	1	3	2	2



94 ERIK NELSON DEFENSIVE END

Class: Junior
Height: 6-1
Weight: 263
Birthdate: 9-29-76
Hometown: Iowa City, IA
High School: City High
Letters: 1

Nelson at UNI: A probable starter at left end heading into the fall. Started five-of-14 games last year after transferring from Nebraska. Recorded 41 stops, including 15 solos, in addition to four sacks and one deflection. Season-high six tackles at Youngstown State. Named to the Gateway Conference's All-Newcomer team. Redshirted at Nebraska in 1994...**High School:** A transfer when he was a sophomore from San Diego, CA. First team all-state Des Moines Register Elite Team as a lineman his senior year. First team all-state as an offensive guard in the coaches poll and was the runnerup for player-of-the-year. Helped lead team to Class 4A title and a no. 21 final ranking by USA Today after squad went 13-0 in 1993 and 23-1 over his final two years. Also a 48-foot shot putter. Member of the honor roll his senior year...**Personal:** Son of Jerry Nelson, a standout middle guard at Iowa.

Defense	Solos	Assts	Int	Sacks	FF	PD
1996	15	26	0	4	0	1



9 CHRISTIAN OLSEN LINEBACKER

Class: Senior
Height: 5-11
Weight: 244
Birthdate: 9-13-75
Hometown: Warrenville, IL
High School: Wheaton-Warrenville
Letters: 2

Olsen at UNI: Listed as a backup at one outside position heading into the fall. Started seven-of-14 games last year, recording 77 total tackles, including 23 solos. Had one sack, two forced fumbles, one recovery and two interceptions. Season-high 16 tackles against Eastern Illinois in the first round of the playoffs. Played in all 13 games in 1995, recording 12 tackles, including six solos, one forced fumble and one deflection. Redshirted in 1994...**High School:** Earned two letters in football and one in track. 1990 and '91 state runnerup Class 5A, 1992 state champions, Sun-Times North-South Suburban all-star game and East-West Shrine Game participant. First team all-DuPage Valley Conference, Daily Herald All-Area, Chicago Tribune All-Area and all-state, second team Chicago Sun-Times All-Area and Top 100 Seniors, Champaign Gazette all-stater, team captain, MVP. Recorded 124 tackles, six forced fumbles, four fumble recoveries, six deflections, three blocked punts, one interception, caught eight passes for 187 yards his senior year...**Personal:** Son of Christian and Audrey Olsen. Majoring in business.

Defense	Solos	Assts	Int	Sacks	FF	PD
1995	6	6	0	0	1	1
1996	23	54	2	1	2	0



97 TIM O'NEILL DEFENSIVE TACKLE

Class: Freshman
Height: 5-11
Weight: 262
Birthdate: 6-30-78
Hometown: Davenport, IA
High School: Assumption

O'Neill at UNI: Attended the University of Iowa last fall. Listed behind Dempsey Miller at left tackle heading into the fall...**High School:** Earned a total of nine letters in football, track and wrestling. 1996 Shrine Bowl MVP on defense. First team all-conference, all-Metro and second team all-state linebacker. Co-captain, three-year starter and led team in tackles two years...**Personal:** Son of James and Terrie O'Neill. Majoring in health promotions. Nicknamed "Kirby," after baseball's Kirby Puckett.



25 GREG ORTBERG FLANKER

Class: Junior
Height: 6-0
Weight: 183
Birthdate: 7-3-76
Hometown: Manchester, IA
High School: West Delaware
Letters: 0

Ortberg at UNI: Listed as a backup to Alonzo Clayton at flanker heading into the fall. Transfer from Waldorf Junior College...**Junior College:** First team Region II receiver...**High School:** Earned six letters total in football and track. 1995 Shrine Bowl participant. First team Iowa Newspaper Association defensive back, first team all-conference, Iowa Prep Illustrated Elite Team, track all-stater...**Personal:** Son of Jack and Shelley Ortberg. Majoring in art. Dreams of being a graphic designer.



65 ANDY PATTEE OFFENSIVE GUARD

Class: Senior
Height: 6-3
Weight: 271
Birthdate: 6-18-74
Hometown: Humboldt, IA
High School: Humboldt
Letters: 3

Pattee at UNI: Two-year starter and expected to retain a starter's role at strong guard this fall. 1997 team captain. 1996 first team all-conference and honorable mention all-academic. 1995 second team Gateway All-Academic Conference pick. Shared starting duties with Chris Clapp in 1994. Named to the Gateway All-Newcomer team. Redshirted in 1993...**High School:** Earned three letters in football and four each in basketball and track. Team was North Central Conference champs in 1990. Drake Relays shot put participant and state place finisher in 1992. 1991-92 all-conference and all-stater in football. Two-way starter as an offensive and nose tackle. Also punted, averaging 36.0 yards his senior year. Shrine Game participant. 1992 all-conference in basketball...**Personal:** Son of Bob and Lynn Pattee. Majoring in business.



48 MATT PEDERSEN LINEBACKER

Class: Sophomore
Height: 6-1
Weight: 213
Birthdate: 4-26-77
Hometown: Hudson, IA
High School: Hudson
Letters: 1

Pedersen at UNI: Redshirted in 1995. Listed as a backup at one outside linebacker spots heading into the fall. Played in eight games in 1996, recording 12 tackles, including eight solos. Also had one forced fumble. Missed the last five games of the year because of a knee injury. Season-high three tackles in each of the St. Cloud State and McNeese State games...**High School:** Earned four letters in baseball, three each in football and track and one in wrestling. Played in the football state championship. First team all-district, first team all-state, district Most Valuable Back, Des Moines Register Elite Team, Iowa Prep Illustrated's Defensive Player of Year. Set school records for single game tackles (31), season tackles (198), career tackles (431) and points in a season (176). 1994 state qualifier in the 4x 100 meter relay. 1993 second team all-conference in baseball...**Personal:** Son of Sven and Kay Pedersen. Majoring in marketing or management. Nicknamed "Bob".

Defense	Solos	Assts	Int	Sacks	FF	PD
1996	8	4	0	0	1	0



95 MATT PETERSON DEFENSIVE END

Class: Sophomore
Height: 6-3
Weight: 238
Birthdate: 2-26-77
Hometown: Cedar Falls, IA
High School: Cedar Falls
Letters: 1

Peterson at UNI: Redshirted in 1995. Listed behind Erik Nelson at left end heading into the fall. Recorded three tackles in a limited role last year...**High School:** Also participated in basketball and track. All-conference, honorable mention all-state, all-Metro, defensive MVP his junior year...**Personal:** Son of Chuck and Ann Peterson.

Defense	Solos	Assts	Int	Sacks	FF	PD
1996	0	3	0	0	0	0



47 MIKE POPPEN TIGHT END

Class: Sophomore
Height: 6-3
Weight: 225
Birthdate: 4-26-77
Hometown: Geneseo, IL
High School: J.D. Darnall Senior
Letters: 0

Poppen at UNI: Saw limited action in 1996. Listed as a backup to Scott Streets heading into the fall...**High School:** Earned four letters each in football and track and three in basketball. All-conference tight end, all-Metro linebacker, all-Metro tight end, 1994 Gridiron Great, team captain. Team was Class 4A runnerup his junior year...**Personal:** Son of David and Janice Poppen. Majoring in business management.



25 JAMES PORTER RUNNING BACK

Class: Senior
Height: 5-11
Weight: 179
Birthdate: 3-31-75
Hometown: East Moline, IL
High School: United Township
Letters: 2

Porter at UNI: His ability to play football following major knee surgery still is unknown after missing all of last season. Spent the entire spring still rehabilitating. Team's second-leading rusher in 1995, carrying the ball 162 times for 703 yards and five TDs. Started four games. Also caught 14 passes for 226 yards. Returned 11 kickoffs for a 28.6 average. Ranked fifth in the league in rushing and eighth in all-purpose running. Had two games over 100 yards — 22 carries for 116 yards against Eastern Illinois and 19 carries for 138 yards versus Indiana State.

PANTHERS

Team's fifth leading rusher in 1994 with 110 yards and one TD on 25 carries. Played in 10 games. Season-high 76 yards on 12 carries versus Southern Illinois. Redshirted in 1993...

High School: Two-time all-conference, all-Metro. Rushed for 1,187 yards and 15 TDs on 146 carries his senior year...**Personal:** Son of Mary Porter. Majoring in business management.

Rushing	Att	Yds	Avg	TD	LG	HG
1994	25	110	4.4	1	50	76
1995	162	703	4.3	5	52	138

Kickoff Returns	No	Yds	Avg	TDs	LG
1994	0	0	0.0	0	0
1995	11	315	28.6	0	52



69 RYAN REED OFFENSIVE GUARD

Class: Junior
Height: 6-6
Weight: 276
Birthdate: 10-27-75
Hometown: Hedrick, IA
High School: Pekin Community
Letters: 1

Reed at UNI: Redshirted in 1994. Hampered by a back injury this spring. Played backup to Mark Culver last year. Saw limited action in 1995...**High School:** Earned letters in football, wrestling and track. Advanced to the state quarterfinals in football his sophomore year, competing in the playoffs all four years. Conference champion. All-conference first team, All-Golden Triangle, second team all-state, Des Moines Register, Shrine Bowl participant...

Personal: Son of Richard Reed and Karen Gooden. Majoring in business.



23 JUSTIN ROBERSON RUNNING BACK

Class: Sophomore
Height: 5-9
Weight: 208
Birthdate: 1-3-77
Hometown: Davenport, IA
High School: North
Letters: 1

Roberson at UNI: Listed as a backup at tailback heading into the fall. Redshirted in 1995. Played in eight games last year, starting one. Missed the first three games of the year because of a knee injury, then three in the middle of the season. Team's third-leading rusher, and top returner, with 68 carries for 301 yards and one TD. Season-high 144 yards against Western Illinois in the last regular-season game of the year. Named to the Gateway's All-Newcomer team...**High School:** Earned three letters in football. Team's MVP two consecutive years. Two-time all-conference and all-Metro...**Personal:** Son of Helen and Larry Roberson. Majoring in business management.

Rushing	Att	Yds	Avg	TD	LG	HG
1996	68	301	4.4	1	30	144



37 ROBERT ROETHLER SAFETY

Class: Sophomore
Height: 5-11
Weight: 195
Birthdate: 7-12-76
Hometown: Emmetsburg, IA
High School: Emmetsburg Community
Letters: 0

Roethler at UNI: Listed as a possible backup at strong safety heading into the fall. Saw limited action last fall, playing in four games. 1995 redshirt...**High School:** Earned four letters each in wrestling and track, three in football and two in baseball. Two-time state wrestling

participant, football team was in the playoffs three years, two-time state track runner. First team all-state football his senior year and placed fifth at 171 pounds in the state wrestling tournament. Played fullback and linebacker, rushing for over 1,500 yards and scoring 17 TDs...**Personal:** Son of Bob and Kathy Roethler. Majoring in health promotion. Enjoys mountain biking, hunting and weightlifting.



35 TRAVIS SCHIPPER LINEBACKER

Class: Senior
Height: 6-1
Weight: 212
Birthdate: 9-17-74
Hometown: Aplington, IA
High School: Aplington-Parkersburg
Letters: 3

Schipper at UNI: 1997 team captain. Expected to start at middle linebacker heading into the fall. Played in all 14 games last fall, recording 17 tackles, including eight solos. Also had one forced fumble and two deflections. Season-high four tackles in each of the McNeese State and Illinois State games. First team all-academic. Played in six games in 1995, still recovering from a severe knee injury the previous season. Recorded two tackles. Honorable mention Gateway Conference all-academic pick. Played as a reserve in only five games in 1994 before suffering the knee injury. Season-high three tackles versus Southwest Texas State. Redshirted in 1993...**High School:** Earned three letters each in football, basketball and baseball and two each in tennis and track. Team was basketball state champion in 1991 and '92. All-state in basketball. Football state semifinalist in 1991 and '92. All-district, Des Moines Register Elite all-stater, Shrine Game participant. 1992 state tennis qualifier. Rushed for 1,289 yards, had 68 tackles, six interceptions and three punts returned for TDs...**Personal:** Son of Irwin and LaVonne Schipper. Majoring in business.

Defense	Solos	Assts	Int	Sacks	FF	BK
1994	4	1	0	0	0	0
1995	0	2	0	0	0	0
1996	8	9	0	3	1	2



14 PHILIP SOASH PLACEKICKER/PUNTER

Class: Freshman
Height: 5-11
Weight: 180
Birthdate: 4-5-77
Hometown: Waverly, IA
High School: Waverly-Shell Rock

Soash at UNI: Redshirted in 1995. Listed as a backup at both punter and placekicker heading into the fall...**High School:** Earned four letters in track and two each in football and wrestling. First team all-district kicker and two-time first team all-state punter...**Personal:** Son of Jerry and Linda Hennings. Majoring in construction management. Nicknamed "Sowsh."



91 SCOTT STREETS TIGHT END

Class: Senior
Height: 6-4
Weight: 235
Birthdate: 3-23-75
Hometown: Maquoketa, IA
High School: Maquoketa
Letters: 3

Streets at UNI: Listed as the starting tight end following spring drills. Switched to tight end last year from defense, but did not catch a pass. Saw most of his action on special teams. Played in 10 games in 1995, primarily on special teams. Recorded five tackles, one solo, and one sack. Played in eight games in 1994...**High School:** Earned four letters in track, three in basketball and two in football. First-team all-conference, Quad-City Times all-Eastern Iowa, all-state INA, second-team all-state Des Moines Register. Recorded 82 tackles and 12 sacks as a

senior. Big Bend champions in football and basketball, Drake Relays and state track meet participant...**Personal:** Son of Dennis and Julie Streets. Majoring in biology.

Defense	Solos	Assts	Int	Sacks	FF	BK
1994	0	2	0	0	0	0
1995	1	4	0	1	0	0



16 MACEO STRICKLAND SAFETY

Class: Senior
Height: 6-1
Weight: 213
Birthdate: 4-3-75
Hometown: East Moline, IL
High School: United Township
Letters: 3

Strickland at UNI: Expected to start at strong safety this fall. Played in all 14 games last year, recording 19 tackles, including 14 solos, one forced fumble and one pass deflection. Season-high six tackles against Stephen F. Austin. Started all 13 games in 1995. Team's ninth leading tackler with 63 stops, including 38 solos. One fumble recovery, three deflections. Season-high 10 tackles versus Idaho. A mainstay on the Panther special teams in 1994. Played in all 12 games. Gateway Conference All-Newcomer team. Recorded 19 tackles, one forced fumble, one fumble recovery. Season-high five tackles against Southern Illinois. Redshirted in 1993...**High School:** Earned two letters in football and four in track. Three-year track MVP, all-conference and six-time state qualifier...**Personal:** Son of Joyce Ann Strickland. Nicknamed "Punchy".

Defense	Solos	Assts	Int	Sacks	FF	BK
1994	16	3	0	0	1	0
1995	38	25	0	0	0	3
1996	14	5	0	0	1	1



5 TYREE TALTON CORNERBACK

Class: Junior
Height: 6-0
Weight: 198
Birthdate: 5-10-76
Hometown: Beloit, WI
High School: Turner
Letters: 2

Talton at UNI: Expected to retain a starting role at cornerback after starting all 14 games last year. Also runs track. Team's seventh-leading tackler with 71 total stops, including 39 solos. Also had three forced fumbles, two recoveries, a team-high nine deflections and nine interceptions. Also returned 27 kickoffs for a 34.3 average and three TDs. First team all-conference as both a defensive back and return specialist. Second team all-American back and third team returner by The Sports Network, second team back by the Associated Press, third team returner and back by Don Hansen's Football Gazette. Finished tied for seventh in the nation in interceptions and second in kickoff returns. Ranked first in the league in interceptions and kickoff returns. Season-high nine tackles in each of the Eastern Illinois and William & Mary playoff games. Set school records for 169 interception return yards in a season and 197 kickoff return yards versus Iowa State. Set a school playoff record for his 97-yard kickoff return against Eastern Illinois...**1995:** Team's seventh leading tackler with 76 total, including 50 solos. Team-high 12 deflections and eight interceptions. Season high 12 tackles against Stephen F. Austin. Tied for 13th in the nation in interceptions and tied for first in the league. Tied school and league records with interceptions in a game when he swiped three against Iowa. First team all-conference and named to the league's all-newcomer team. Also returned three kickoffs for a 29.0 average...**1994:** Redshirted in 1994. Walked on with the basketball team...**High School:** Earned letters in football, basketball and track. All-conference and all-state in basketball and all-conference fullback. Three-time placer in state 100-meter dash...**Personal:** Son of Butler and Onia Talton.

Defense	Solos	Assts	Int	Sacks	FF	PD
1995	50	26	8	0	0	12
1996	39	32	9	0	3	9

Kickoff Returns	No	Yds	Avg	TDs	LG
1995	3	87	29.0	0	43
1996	27	927	34.4	3	97



7 TRAMON THOMAS H-BACK

Class: Junior
Height: 5-9
Weight: 169
Birthdate: 9-19-75
Hometown: Chino Hills, CA
High School: Ruben S. Ayala

Tramon at UNI: Listed as a possible starter at H-Back heading into the fall...**Junior College:** Transfer from Palomar College. Caught 38 passes for 561 yards and five TDs last year...**High School:** Earned two letters in football. Had 22 receptions for 480 yards and four TDs and eight interceptions his senior year. First team all-league, all-city and Most Valuable Back...**Personal:** Son of Cassandra Butler. Majoring in Electronic Media and Business Management. Dreams of working for a major recording company or motion picture studio.



72 JOE TREWIN OFFENSIVE GUARD

Class: Sophomore
Height: 6-5
Weight: 262
Birthdate: 1-23-77
Hometown: Waucoma, IA
High School: North Fayette, IA
Letters: 1

Trewin at UNI: Listed as a backup to Andy Pattee at strong guard heading into the fall. Started at left guard last year. Redshirted in 1995...**High School:** Also participated in baseball and wrestling. Team won the state football title in 1992 and participated in the playoffs in 1994. All-state, all-district and academic all-state...**Personal:** Son of Richard and Mary Ann Trewin.



20 TARAS WALKER FULLBACK

Class: Senior
Height: 6-0
Weight: 210
Birthdate: 8-2-74
Hometown: Waterloo, IA
High School: Columbus
Letters: 1

Walker at UNI: Listed as the probable starter at fullback following spring drills, but also could see action at tailback. Team's fourth-leading rusher last year, carrying the ball 46 times for 168 yards and two TDs. High game of 35 yards versus Youngstown State. Also caught six passes for 69 yards and returned one kickoff for 22 yards. Redshirted in 1995...**Junior College:** Transferred from Waldorf Junior College. All-region first team running back...**High School:** Earned three letters each in football, track and basketball. Captain of the Class 3A basketball all-tournament team. First team all-state in football, basketball and track. MVP in football. Also all-conference in all three sports. KBBG's Athlete of the Year...**Personal:** Son of Bennie and Jennifer Walker. Nicknamed "T-Walk". Nephew of Dallas Cowboys' Don Perkins and cousin of Cleveland Browns' Bruce Perkins.

Rushing	Att	Yds	Avg	TD	LG	HG
1996	46	168	3.7	2	26	35
Receiving	No	Yds	Avg	TDs	LG	
1996	6	69	11.5	0	21	

PANTHERS



59 NATE WERNEBURG DEFENSIVE TACKLE

Class: Sophomore
Height: 6-0
Weight: 270
Birthdate: 1-13-77
Hometown: Marion, IA
High School: Marion

Werneburg at UNI: Transfer from Kirkwood Community College. Redshirted in 1996. Listed as a possible starter at left tackle heading into the fall...**High School:** Earned four letters in wrestling and three each in football and track. Two-time all-stater in football, two-time all-Metro, two-time all-district...**Personal:** Son of Dennis and Alice Werneburg. Majoring in biotechnology.



49 JASON WILSON SPLIT END

Class: Senior
Height: 6-1
Weight: 184
Birthdate: 12-31-74
Hometown: Winterset, IA
High School: Winterset
Letters: 0

Wilson at UNI: Battling for position at split end following spring drills. Has seen limited action...**Junior College:** Transfer from Southwestern Community College where he was a two-time baseball all-conference pick...**High School:** Earned three letters in football and track, two in baseball and one in basketball. Played in the state baseball tournament twice and competed in the state track meet three times...**Personal:** Son of James and Georgeanne Wilson. Majoring in health promotions. Nicknamed "Willie".



40 LUKE WILSON DEFENSIVE END

Class: Sophomore
Height: 6-1
Weight: 245
Birthdate: 1-25-77
Hometown: Mason City, IA
High School: Mason City
Letters: 1

Wilson at UNI: Redshirted in 1995. Listed as a backup at right end heading into the fall. Moved from linebacker last year. Played in all 14 games, primarily on special teams. Recorded two tackles...**High School:** Earned two letters each in football and track. First team all-conference and third team all-state as a senior. Had 189 tackles as a senior and led the team his junior and senior years...**Personal:** Son of Bruce and Pat Wilson. Majoring in pre-med.



74 NATHAN ZEHR OFFENSIVE TACKLE

Class: Junior
Height: 6-5
Weight: 267
Birthdate: 7-2-75
Hometown: Fort Dodge, IA
High School: Fort Dodge Senior
Letters: 1

Zehr at UNI: Redshirted in 1994. Saw limited action in 1995. Played behind Andy Pattee last year at right tackle. Listed as a possible starter at strong tackle following spring drills...**High School:** Earned two letters each in football and basketball. Participated in the 1993 football playoffs and played in 1994 Shrine Game. First team all-conference, all-state, second team Des Moines Register, team captain...**Personal:** Son of Richard and Linda Zehr.



1997 RECRUITS

ANDRE BANKS Wide Receiver 6-3...192...FORT WAYNE, IN

First team all-conference, AP first team all-state, Bloomington Herald-Times all-stater...Earned nine letters in basketball, track and football...Played for the 1996 2A state runnerup team...77 catches for 1,132 yards and 27 TDs...Graduate of Bishop Lures High School.

DANIEL BANKS Linebacker 6-5...210...WATERLOO, IA

Graduate of East High School...All-Metro and honorable mention all-state...Earned four letters each in football and basketball...Recorded 60 tackles last two years, nine sacks and five fumble recoveries.

CARL BIDDINGS Running Back 6-3...245...EAST CHICAGO, IN

Graduate of Central High School...Second team all-area...111 carries for 567 yards and eight TDs, six catches for 58 yards his senior year...Also competed in track.

BENJAMIN BUENZOW Offensive Line 6-6...250...REARLYN, IA

Graduate of Wapsie Valley High School...1996 preseason Des Moines Register all-stater, first team all-district Class 1A District 5, Most Valuable Offensive Lineman in District 5, first team Des Moines Register all-stater and Register Elite Team selectee, INA first team all-stater, USA Today Honorable Mention All-American...First team all-district, third team Des Moines Register all-state and INA honorable mention all-state his junior year...Also earned two letters in basketball and one in baseball.

CASSIUS COOPER Running Back 5-10...180...DES MOINES, IA

Graduate of Roosevelt High School...First team all-conference and second team all-state as a senior...Conference's leading rusher and scorer...Lead-off runner on the 4x100, 4x200 and sprint medley relay teams...Rushed for over 3,000 yards in three years, with three straight 1,000-yard seasons.

JUSTIN COX Linebacker 6-4...210...HARLAN, IA

Graduate of Harlan High School...1996 Des Moines Register first team all-state wide receiver, second team INA, second team all-Southwest Iowa, first team Western Iowa defensive back...Shrine Bowl selectee and Wendy's High School Heisman Trophy nominee...18 receptions for 695 yards, seven TDs, one rushing TD, one interception returned for a TD, two punt returns for TDs, 38 tackles, two interceptions...1995 state football and baseball champions...Earned three letters each in football, basketball and track and two in baseball.

CODY DEHAAN Defensive Back 6-1...170...ORANGE CITY, IA

Graduate of MOC/Floyd Valley...Two-time first team all-district, 1995 second team all-stater, 1996 first team all-state, captain of the Northwest Iowa Review team and team captain, two-time team MVP...90 career catches for 1,337 yards, 48 punt returns for 720 yards, 32 kick returns for 710 yards, eight interceptions for 20 yards, all school records...Earned four letters in football, three each in basketball and baseball and two in track...Shrine Bowl selectee.

RYAN DOAK Free Safety 6-2...185...LINCOLN, NE

Graduate of Southeast Lincoln...All-conference safety senior year, all-city Defensive Player of Year and all-Super State Defensive Player of Year...Passed for 1,350 yards and

rushed for 400 while leading the state in interceptions (6), four fumble recoveries and 112 solo tackles...Shrine Bowl, Down-Under United States Football All-Star Classics...Earned three letters each in football, basketball and baseball...Father played professionally with the Redskins and Broncos.

KEVIN DORCY Defensive End 6-4...195...GROVE CITY, OH

Graduate of Grove City High School...First team all-league, first team all-district, special mention all-state...116 tackles and averaged 30.4 yards per reception as a senior, five career sacks and interceptions...Played for a 10-1 team which was ranked second in the state...Earned three letters each in football, basketball and track.

TRAVIS GEOPFERT Defensive Back 6-1...200...LINDEN, IA

Graduate of Panorama High School...First team INA all-state linebacker, second team Des Moines Register all-stater...Rushed for 3,480 yards, scoring 53 TDs...40-yard dash time of 4.41...Also participated in track and basketball.

ANTWAN KENNEDY Wide Receiver 6-5...192...EAST CHICAGO, IN

Graduate of Central High School...All-area...Caught 28 passes for 320 yards his senior year...Also participated in track.

QUINCY LAGRANT Running Back 5-10...180...MILWAUKEE, WI

Graduate of Rufus King High School...Two-time all-conference, all-area, honorable mention all-state, Shrine Bowl selectee, City Conference Player of the Year...Rushed for 1,657 yards in 1996, with two-year total of 2,971 yards in 21 games, averaging 7.2 yards per carry...Played for Milwaukee City Conference championship team which recorded a final 10-1 record.

TONY LEMMO Offensive Line 6-3...265...DES MOINES, IA

Graduate of Dowling High School...Two-time all-conference, 1996 first team Elite all-stater, American Conference Offensive Player of Year, Shrine Bowl selectee, team captain...Played for the 4A state championship in 1995...Also competed in track.

JUSTIN NOFAL Tight End 6-4...245...OVERLAND PARK, KS

Graduate of Blue Valley Northwest...All-Metro tight end, All-Sunflower tight end, all-county tight end and defensive end, offensive player of the year...Played for 10-1 team...Caught 29 passes for 434 yards, 15.3 average, and nine TDs...Also participated in track.

WALTER RANDALL Running Back 5-10...210...EUGLIO, OH

Graduate of Cleveland's Benedictine High School...Runs the 40 in 4.41 and the 100 in 10.9...Bench presses 315 pounds...Rushed 179 times for 1,321 yards and 17 TDs as a senior, and 107 times for 961 yards and 11 TDs as a junior...Played for state championship team...All-district, all-region and all-county...Given Commitment to Excellence Award.

MARCUS REEVES Defensive Back/ Wide Receiver 6-2...176...EAST CHICAGO, IN

Graduate of Central High School...Team MVP, first team all-state...Rushed 111 times for 706 yards and 12 TDs, completed 103-of-159 passes for 1,269 yards and 15

TDs...Earned four letters each in football and track and one in basketball.

JOSEPH RIEBER Offensive Line 6-5...250...IOWA FALLS, IA

Graduate of Iowa Falls High School...First team all-district, all-state Class 2A, all-Northwest Iowa, first team academic all-district, first team all-state academic, rated seventh biggest overall recruit in Iowa by "Big 12 Recruiting Magazine"...Started 36 consecutive games for team which finished 12-1 in 1996, 9-1 in 1995 and 11-2 in 1994.

TRAMON THOMAS Wide Receiver 5-9...169...CHINO HILLS, CA

Transfer from Palomar College...Caught 38 passes for 561 yards and five TDs last year...Graduate of Ruben S. Ayala High School, where he earned two letters in football...All-conference, all-city and Most Valuable Defensive Back...Caught 22 passes for 480 yards and four TDs and picked off eight interceptions his senior year...Majoring in electronic media and business management.

LONDO THOMPSON Linebacker 6-3...220...APPLE VALLEY, MN

Graduate of Burnsville High School...Played for a team which was 21-3 and participated in two state playoffs...Three-time state track participant...All-conference, team captain.

ANTHONY WADLEY Wide Receiver 6-1...170...OLATHE, KS

Graduate of Olathe South...All-conference...45 catches in six games as a senior...Also earned three letters in basketball.

LUKE WILSON Defensive Line 6-3...205...MONROE, IA

Graduate of PCM...First and second team all-district, third team all-state Des Moines Register, second team all-state INA...Earned three letters in track, wrestling and football...Shrine Bowl selectee.

ANDREW WOODLEY Wide Receiver 5-9...165...CLIVE, IA

Graduate of West Des Moines Valley...Three-year varsity starter, two-time first team all-conference, INA second team all-stater...Started 31 consecutive games, Shrine Bowl selectee, three-time Class 4A state playoffs participant...Career 1,169 receiving yards, 70 receptions, 11 TDs (school record), eight interceptions, averaged 27 yards on kickoff returns...Four-year varsity basketball starter, two-time all-conference, career scoring average 10.0, 3.5 steals, Street & Smith honorable mention all-American, Iowa AAU 17 and under selection, McDonald's all-American nominee, holds school record for assists in a single game and steals...Son of former UNI all-American and current Iowa State assistant football coach Mike Woodley.

MATTHEW ZEHR Defensive Line 6-5...260...FORT DODGE, IA

Graduate of Senior High School...Brother of Panther Nate Zehr...First team all-conference, all-academic, second team all-state, first team all-Northwest Iowa, team captain, Who's Who in High School Sports...Also earned two letters in wrestling, Shrine Bowl selectee.

PANTHERS

1996 FINAL STATISTICS

RECORD: 12-2 Overall; 5-0 Conference; 8-0 Home; 4-2 Road

ATTENDANCE: Total 182,033 (13,002 avg.); Home 101,815 (12,727 avg.); Road 80,218 (13,370 avg.)

RESULTS				ATTEN.
Aug. 31	31-21	W	at Southern Utah	4,997
Sept. 7	44-7	W	St. Cloud State	10,122
Sept. 14	38-12	W	Stephen F. Austin	11,078
Sept. 21	23-42	L	at Iowa State	40,122
Sept. 28	43-10	W	McNeese State	14,692
Oct. 12	47-10	W	Illinois State*	14,522
Oct. 19	38-31	W	Southwest Missouri*	14,727
Oct. 26	33-7	W	at Southern Illinois*	2,400
Nov. 2	23-10	W	at Youngstown State	12,507
Nov. 9	34-19	W	at Indiana State*	5,778
Nov. 16	30-6	W	Western Illinois*	15,476
Nov. 30	21-14	W	Eastern Illinois+	10,402
Dec. 7	38-35	W	William & Mary+	10,796
Dec. 14	14-31	L	at Marshall+	14,414

*Gateway Football Conference Game

+NCAA 1-AA Playoff Game

TEAM STATISTICS			UNI	OPP	TEAM STATISTICS			UNI	OPP
TOTAL FIRST DOWNS			266	281	PUNTS/YARDS			56/2111	65/2439
Rushing			118	144	Yards/Punt			37.7	37.5
Passing			136	123	Net Punting			33.3	32.3
Penalty			12	14	KICKOFF RETURNS/YARDS			47/1205	62/1095
3rd Down Conversions			76/185	92/212	PUNT RETURNS/YARDS			31/340	29/246
Time of Possession			6:37:8	7:23:52	INTERCEPTIONS/YARDS			28/449	12/222
NET RUSHING YARDS			2038	2560	FUMBLES-LOST			22-11	37-22
Attempts			550	628	PENALTIES/YARDS			99/906	76/619
Yards Gained			2403	3040	TOUCHDOWNS			58	32
Yards Lost			365	480	Rushing			22	17
Yards/Attempt			3.7	4.1	Passing			27	15
Yards/Game			145.6	182.9	Returns			9	0
NET PASSING YARDS			3607	2488	CONVERSIONS			52-58	29-32
Attempts			374	371	PAT-Kick			50-53	28-29
Completions			204	195	PAT-Rush			1-4	1-1
Intercepted			12	28	PAT-Pass			1-1	0-2
Completion Percentage			.546	.526	FIELD GOALS			17-25	12-17
Completions/Game			14.6	13.9	TOTAL POINTS			457	255
Yards/Attempt			9.6	6.7	Points/Game			32.6	18.2
Yards/Completion			17.7	12.8					
Yards/Game			257.6	177.7					
TOTAL OFFENSE			5645	5048					
Total Plays			924	999					
Yards/Attempt			6.1	5.1					
Yards/Game			403.2	360.6					

SCORING BY QUARTERS	1	2	3	4	OT	Total
Opponents	63	63	73	56	0	255
PANTHERS	98	200	84	75	0	457

INDIVIDUAL STATISTICS

RUSHING	G/S	ATT	GAIN	LOST	NET	TD	YPA	LG
Jeff Stovall	13/12	258	1205	100	1105	15	4.3	66
Marvin Sims	9/1	78	432	36	396	2	5.1	46
Justin Roberson	8/1	68	317	16	301	1	4.4	30
Taras Walker	10/1	46	188	20	168	2	3.7	26
Lance Hall	10/0	36	119	21	98	0	2.7	20
Mark Clasen	1/0	4	12	6	6	0	1.5	7
Garrett Ferguson	14/3	2	4	0	4	0	2.0	4
Mack Jorth	2/0	1	0	0	0	0	0.0	0
Jason Jones	7/0	8	19	29	-10	0	-1.3	14
<u>Steven Beard</u>	<u>14/14</u>	<u>49</u>	<u>107</u>	<u>137</u>	<u>-30</u>	<u>2</u>	<u>-0.6</u>	<u>23</u>
PANTHERS	14	550	2403	365	2038	22	3.7	66
OPPONENTS	14	628	3040	480	2560	17	4.1	46

PASSING	G/S	ATT	COM	INT	NET	.PCT	YPA	TD
Steve Beard	14/14	360	197	12	3433	.547	9.5	26
Jason Jones	7/0	11	5	0	118	.455	10.7	1
Dedric Ward	14/14	1	1	0	40	1.000	40.0	0
Mack Jorth	2/0	1	1	0	16	1.000	16.0	0
<u>Justin Urbanek</u>	<u>14/6</u>	<u>1</u>	<u>0</u>	<u>0</u>	<u>0</u>	<u>.000</u>	<u>0.0</u>	<u>0</u>
PANTHERS	14	374	204	12	3607	.546	9.6	27
OPPONENTS	14	371	195	28	2488	.526	6.7	15

PASS EFFICIENCY	G/S	YPA	COM%	TD%	INT%	RATING
Steve Beard	14/14	9.5	.547	.070	.030	152.0
Jason Jones	7/0	10.7	.455	.090	.000	165.6

TOTAL OFFENSE	G/S	ATT	RUSH	PASS	TOTAL	TDR	YPA
Steve Beard	14/14	409	-30	3433	3403	2	8.3
Jeff Stovall	13/12	258	1105	0	1105	15	4.3
Marvin Sims	9/1	78	396	0	396	2	5.1
Justin Roberson	8/1	68	301	0	301	1	4.4
Taras Walker	10/1	46	168	0	168	2	3.7
Jason Jones	7/0	19	-10	118	108	0	5.7
Lance Hall	10/0	36	98	0	98	0	2.7
Dedric Ward	14/14	1	0	40	40	0	40.0
Mack Jorth	2/0	2	0	16	16	0	8.0
Mark Clasen	1/0	4	6	0	6	0	1.5
Garrett Ferguson	14/3	2	4	0	4	0	2.0
<u>Justin Urbanek</u>	<u>14/6</u>	<u>1</u>	<u>0</u>	<u>0</u>	<u>0</u>	<u>0</u>	<u>0.0</u>
PANTHERS	14	924	2038	3607	5645	22	6.1
OPPONENTS	14	999	2560	2488	5048	17	5.1

RECEIVING	G/S	C	YARDS	TD	YPC	RPG	LG
Dedric Ward	14/14	70	1556	17	22.2	5.0	93
Alonzo Clayton	14/13	56	1116	6	19.9	4.0	92
Lincoln Sharar	14/14	32	479	3	15.0	2.3	39
Jeff Stovall	13/12	16	138	0	8.6	1.2	16
Andy LaFollette	9/3	9	92	0	10.2	1.0	23
Greg Hawthorne	14/5	9	83	1	9.2	0.6	23
Taras Walker	10/1	6	69	0	11.5	0.6	21
Ryan McCalley	13/0	2	16	0	8.0	0.2	10
Justin Roberson	8/1	1	0	0	0.0	0.1	0
Tyree Talton	14/14	1	32	0	32.0	0.1	32
Marvin Sims	9/1	1	10	0	10.0	0.1	10
<u>Tim Augustin</u>	<u>3/0</u>	<u>1</u>	<u>16</u>	<u>0</u>	<u>16.0</u>	<u>0.3</u>	<u>16</u>
PANTHERS	14	204	3607	27	17.7	14.6	93
OPPONENTS	14	195	2488	15	12.8	13.9	59

Returning players in bold

NORTHERN IOWA

RETURNS	G	KICKOFF	PUNT	INT
		NO-YDS-LG	NO-YDS-LG	NO-YDS-LG
Alonzo Clayton	14	1-11-11	14-154-58	0-0-0
Mickey Dalton	13	6-127-32	2-20-0	5-68-65
Marcus Easter	14	0-0-0	0-0-0	3-45-28
Garrett Ferguson	14	3-39-19	0-0-0	0-0-0
Terrance Malone	14	0-0-0	0-0-0	4-99-48
Tim Miller	14	0-0-0	0-0-0	3-26-25
Tendai Muyengwa	14	0-0-0	0-0-0	1-7-7
Christian Olsen	14	4-13-10	0-0-0	2-16-16
Lincoln Sharar	14	2-12-8	0-0-0	0-0-0
Dannie Spann	14	0-0-0	0-0-0	1-6-6
Tyree Talton	14	27-927-97	0-0-0	9-182-65
Taras Walker	10	1-22-22	0-0-0	0-0-0
Dedric Ward	14	2-54-45	15-166-46	0-0-0

PUNTING	G	NO.	YARDS	YPP	INSIDE 20	LG
Justin Urbanek	14	52	2002	38.5	14	59
Eric Walter	2	3	109	36.3	1	40
Team	14	1	0	0.0	0	0
PANTHERS	14	56	2111	37.7	15	59
OPPONENTS	14	65	2439	37.5	13	60

SCORING	G	TD	PATK	2-PAT	FG	TOTAL
Dedric Ward	14	19	0	0	0	114
Matt Waller	14	0	50	0	17	101
Jeff Stovall	13	15	0	0	0	90
Alonzo Clayton	14	6	0	1	0	38
Tyree Talton	14	4	0	0	0	24
Lincoln Sharar	14	3	0	0	0	18
Steve Beard	14	2	0	0	0	12
Taras Walker	10	2	0	0	0	12
Marvin Sims	9	2	0	0	0	12
Terrance Malone	14	2	0	0	0	12
Justin Roberson	8	1	0	1	0	8
Mickey Dalton	13	1	0	0	0	6
Greg Hawthorne	14	1	0	0	0	6

FIELD GOALS	G	1-19	20-29	30-39	40-49	50+	TOTAL	LG
Matt Waller	14	0-0	8-9	3-6	5-7	1-2	17-24	51
Team	14	0-0	0-0	0-0	0-1	0-0	0-1	0-1
PANTHERS	14	0-0	8-9	3-6	5-8	1-2	17-25	51
OPPONENTS	14	1-1	4-5	3-5	3-4	1-2	12-17	50

DEFENSIVE CHART	G/S	UT	AT	TT SACKS	LOSS	FF	FREC	PD	INT
Dannie Spann	14/14	37	85	122	0	0	0	2	1
Tim Miller	14/14	53	58	111	10	8	2	3	5
Marcus Easter	14/14	59	47	106	0	1	0	3	4
T.C. Barney	14/14	29	52	81	11	2	2	2	2
Terrance Malone	14/14	45	33	78	0	1	0	0	7
Christian Olsen	14/7	23	54	77	1	0	2	1	0
Tyree Talton	14/14	39	32	71	0	0	3	2	9
Jay Heimsoth	14/13	25	45	70	6	4	1	1	0
Tendai Muyengwa	14/10	40	20	60	3	3	2	1	2
Mickey Dalton	13/13	29	15	44	0	0	1	0	9
Erik Nelson	14/5	15	26	41	4	1	0	0	1
Brandon Williams	7/7	9	27	36	0	0	0	0	0
Matt Kelley	14/3	12	18	30	4	0	0	0	0
Jeremy Linsenmeyer	14/8	12	17	29	2	1	0	1	1
Maceo Strickland	14/0	14	5	19	0	0	1	0	1
Travis Schipper	14/0	8	9	17	3	0	1	0	2
Cory Burkle	9/1	6	9	15	1	0	0	0	0
Matt Pedersen	8/0	8	4	12	0	0	1	0	0
Dempsey Miller	14/0	4	6	10	2	0	0	0	0
Mike Morrison	14/0	4	6	10	0	0	1	0	1
Scott Meredith	14/0	4	5	9	0	0	0	0	0
Steve St. Meyer	14/2	7	1	8	0	0	1	0	1
Steve Jenkins	10/0	3	4	7	0	0	0	0	0
Otis Marchman	13/0	6	0	6	0	0	0	0	0
Matt Peterson	10/0	0	3	3	0	0	0	0	0
Luke Wilson	14/0	1	1	2	0	0	0	0	0
Andy Morris	14/0	1	0	1	0	0	0	0	0

ALL-PURPOSE

RUNNING	G	RUSH		REC.		KRET.		YDS.		YDS.	
		NO.	YDS.	NO.	YDS.	NO.	YDS.	PLAYS	YDS.	PLAY	GAME
Dedric Ward	14	0	0	70	1556	17	220	87	1776	20.4	126.9
Alonzo Clayton	14	0	0	56	1116	15	165	71	1281	18.0	91.5
Jeff Stovall	13	258	1105	16	138	0	0	274	1243	4.5	95.6
Tyree Talton	14	0	0	1	32	27	927	28	959	34.3	68.5
Lincoln Sharar	14	0	0	32	479	2	12	34	491	14.4	35.1
Marvin Sims	9	78	396	1	10	0	0	79	406	5.1	45.1
Justin Roberson	8	68	301	1	0	0	0	69	301	4.4	37.6
Taras Walker	10	46	168	6	69	1	22	53	259	4.9	25.9
Mickey Dalton	13	0	0	0	0	8	147	8	147	18.4	11.3
Lance Hall	10	36	98	0	0	0	0	36	98	2.7	9.8
Andy Lafollette	9	0	0	9	92	0	0	9	92	10.2	10.2
Greg Hawthorne	14	0	0	9	83	0	0	9	83	9.2	5.9
Garrett Ferguson	14	2	4	0	0	3	39	5	43	8.6	3.1
Tim Augustin	3	0	0	1	16	0	0	1	16	16.0	5.3
Ryan McCalley	13	0	0	2	16	0	0	2	16	8.0	1.2
Christian Olsen	14	0	0	0	0	4	13	4	13	3.3	0.9
Mark Clasen	1	4	6	0	0	0	0	4	6	1.5	6.0
Mack Jorth	2	1	0	0	0	0	0	1	0	0.0	0.0
Team	14	0	0	0	0	1	0	1	0	0.0	0.0
Jason Jones	7	8	-10	0	0	0	0	8	-10	-1.3	-1.4
Steve Beard	14	49	-30	0	0	0	0	49	-30	-0.6	-2.1

Returning players in bold

1996 SINGLE GAME SUPERLATIVES

NORTHERN IOWA

Rushing Attempts: 36, Jeff Stovall vs. Youngstown State

Rushing Yards: 248, Jeff Stovall vs. Southern Illinois

Rushing TDs: 3, Jeff Stovall vs. Southwest Missouri State

Pass Attempts: 50, Steve Beard vs. Marshall

Pass Completions: 21, Steve Beard vs. William & Mary

Consecutive Completions: 8, Steve Beard vs. St. Cloud State, Illinois State

Interceptions: 2, Steve Beard vs. Southern Utah

Passing Yards: 360, Steve Beard vs. William & Mary

Passing TDs: 5, Steve Beard vs. Illinois State

Receptions: 11, Dedric Ward vs. William & Mary

Reception Yards: 247, Dedric Ward vs. Illinois State

Reception TDs: 3, Dedric Ward vs. Southern Utah, Illinois State, Indiana State; Alonzo Clayton vs. McNeese State

Punts: 10, Justin Urbanek vs. Marshall

Punting Average: 50.7, Justin Urbanek vs. St. Cloud State

Punt Returns: 4, Dedric Ward vs. McNeese State; Alonzo Clayton vs. Marshall

Punt Return Yards: 88, Dedric Ward vs. St. Cloud State

PATs Kicked: 6, Matt Waller vs. Illinois State

PATs Attempted: 6, Matt Waller vs. Illinois State

Field Goals Kicked: 3, Matt Waller vs. Several

Field Goals Attempted: 4, Matt Waller vs. Youngstown State, Western Illinois

Kickoff Returns: 6, Tyree Talton vs. Iowa State

Kickoff Return Yards: 197, Tyree Talton vs. Iowa State

Total Offensive Attempts: 55, Steve Beard vs. Marshall

Total Offense Yards: 359, Steve Beard vs. William & Mary

Touchdowns: 3, Dedric Ward vs. Several; Alonzo Clayton vs. McNeese State; Jeff Stovall vs. Southwest Missouri State

All-Purpose Yards: 261, Dedric Ward vs. William & Mary

Points: 18, Dedric Ward vs. Several; Alonzo Clayton vs. McNeese State; Jeff Stovall vs. Southwest Missouri State

OPPONENTS

Rushing Attempts: 53, Troy Davis (Iowa State)

Rushing Yards: 241, Troy Davis (Iowa State)

Rushing TDs: 5, Troy Davis (Iowa State)

Pass Attempts: 49, Jeremy Hoog (Southwest Missouri State)

Pass Completions: 30, Mike Cook (William & Mary)

Consecutive Completions: 7, Phil Shellhaas (Southern Illinois)

Interceptions: 4, Kevin Cox (Indiana State)

Passing Yards: 381, Mike Cook (William & Mary)

Passing TDs: 5, Mike Cook (William & Mary)

Receptions: 9, David Conklin, Josh Whipple (William & Mary)

Reception Yards: 152, David Conklin (William & Mary)

Reception TDs: 3, Josh Whipple (William & Mary)

Punts: 7, Brian Shallcross (William & Mary)

Punting Average: 54.5, Marc Harris (Iowa State)

Punt Returns: 8, Tim Martin (Marshall)

Punt Return Yards: 65, Tim Martin (Marshall)

PATs Kicked: 6, Jamie Kohl (Iowa State)

PATs Attempted: 6, Jamie Kohl (Iowa State)

Field Goals Kicked: 3, Wayne Boyer (Southwest Missouri State)

Field Goals Attempted: 3, Wayne Boyer (Southwest Missouri State)

Kickoff Returns: 7, Ray Fouchea (Illinois State)

Kickoff Return Yards: 150, Ray Fouchea (Illinois State)

Total Offensive Attempts: 61, Tim Leger (McNeese State)

Total Offense Yards: 366, Jeremy Hoog (Southwest Missouri State)

Touchdowns: 5, Troy Davis (Iowa State)

All-Purpose Yards: 251, Troy Davis (Iowa State)

Points: 30, Troy Davis (Iowa State)

NORTHERN IOWA

GAME-BY-GAME TEAM STATS

GAME	PTS	1ST DOWNS	RUSH-YDS	PASS-YDS	TOT OFF	PUNTS-AVG	FUM-LOST	PEN.
PANTHERS	31	10-6-0	34-165	21-11=303	55-468	2-34.0	1-1	6-75
S. Utah	21	17-5-1	63-366	14-6=90	77-456	4-33.3	6-4	4-25
St. Cloud	7	10-3-4	44-163	20-12=86	64-249	6-33.5	2-1	7-55
PANTHERS	44	7-6-1	37-118	11-8=151	48-269	3-50.7	2-0	10-85
S.F. Austin	12	11-7-1	37-178	35-15=189	72-367	6-32.0	5-4	8-60
PANTHERS	38	8-4-1	46-156	14-5=97	60-253	6-39.2	2-1	7-62
PANTHERS	23	13-9-0	38-119	34-20=268	72-387	2-36.5	1-0	5-35
Iowa State	42	17-7-1	60-324	14-10=154	74-478	2-54.5	1-1	5-37
McNeese State	10	5-14-1	42-22	44-21=317	86-339	6-43.5	3-1	10-73
PANTHERS	43	10-10-2	38-140	22-14=302	60-442	4-38.5	3-2	10-94
Illinois State	10	7-9-0	39-78	24-15=179	63-257	6-28.5	1-1	6-75
PANTHERS	47	6-14-1	45-180	26-17=353	71-533	4-45.3	1-0	7-65
SW Missouri	31	7-19-1	35-134	49-26=358	84-492	3-48.3	0-0	7-65
PANTHERS	38	9-6-2	43-206	15-8=191	58-397	4-45.0	2-1	7-76
PANTHERS	33	14-11-3	47-270	30-18=253	77-523	3-33.3	1-1	8-54
Southern Illinois	7	11-9-1	43-203	27-15=172	70-375	4-48.8	3-0	6-47
PANTHERS	23	8-10-1	46-183	29-14=193	75-376	4-35.5	2-1	6-65
Youngstown State	10	8-7-1	44-166	18-9=128	62-294	5-33.6	6-3	3-35
PANTHERS	34	4-11-0	47-106	27-19=350	74-456	6-27.7	2-1	5-32
Indiana State	19	12-5-0	46-237	26-9=72	72-309	3-35.7	2-1	2-22
Western Illinois	6	7-4-2	37-116	11-6=99	48-215	6-38.2	1-1	6-46
PANTHERS	30	13-11-0	47-239	23-13=239	70-478	1-34.0	2-1	12-143
Eastern Illinois	14	13-10-0	60-214	20-12=166	80-380	1-42.0	3-3	4-29
PANTHERS	21	1-14-0	18-9	33-17=300	51-309	1-26.0	1-1	4-39
William & Mary	35	4-17-1	29-43	44-30=381	73-424	7-33.7	2-1	2-10
PANTHERS	38	6-15-0	34-88	39-21=360	73-448	6-40.8	2-1	5-32
PANTHERS	14	8-9-1	30-59	50-19=247	80-306	10-35.5	0-0	7-49
Marshall	31	14-6-0	49-316	25-9=97	74-413	6-41.6	1-1	6-40

GAME-BY-GAME INDIVIDUAL OFFENSIVE STATS

RUSHING (A-YDS)	SUU	SCS	SFA	ISU	MSU	ILSU	SMS	SIU	YSU	INSU	WIU	EIU	W&M	MU
Beard	4-2	4-6	2-6	3-1	1-2	0-0	4-24	4-11	3-1	6-3	6-32	2-12	5-1	5-3
Clasen	DNP	DNP	DNP	DNP	DNP	4-6	DNP	DNP	DNP	DNP	DNP	DNP	DNP	DNP
Ferguson	0-0	0-0	0-0	0-0	0-0	2-4	0-0	0-0	0-0	0-0	0-0	0-0	0-0	0-0
Hall	2-2	10-35	4-7	1-3	7-7	7-45	0-0	DNP	1-7	DNP	4-2	0-0	DNP	DNP
Jones	1-2	4-3	0-0	0-0	2-11	1-2	0-0	DNP	DNP	DNP	DNP	DNP	DNP	DNP
Jorth	DNP	DNP	DNP	DNP	DNP	DNP	DNP	DNP	DNP	DNP	1-0	DNP	DNP	DNP
Roberson	DNP	DNP	DNP	2-15	11-25	2-12	DNP	DNP	DNP	5-12	19-144	1-1	12-34	16-58
Sims	15-78	7-38	15-35	19-74	3-31	9-49	8-92	DNP	DNP	DNP	DNP	DNP	0-0	2-1
Stovall	11-71	7-26	20-94	DNP	14-86	17-66	31-138	31-248	36-142	35-93	17-61	15-20	17-55	7-5
Walker	1-14	5-28	5-26	13-32	DNP	3-4	DNP	12-33	6-35	1-4	0-0	DNP	DNP	0-0
PANTHERS	34-165	37-118	46-156	38-119	38-140	45-180	43-206	47-270	46-183	47-106	47-239	18-9	34-88	30-59
OPPONENTS	63-366	44-163	37-178	60-324	43-22	39-78	35-134	43-203	44-166	46-237	37-116	60-214	29-43	49-316

PASSING (A-C-YDS)	SUU	SCS	SFA	ISU	MSU	ILSU	SMS	SIU	YSU	INSU	WIU	EIU	W&M	MU
Beard	16-8-202	10-8-151	14-5-97	33-20-268	19-13-291	24-16-347	14-7-151	30-18-258	29-14-193	27-19-350	22-12-223	33-17-300	39-21-360	50-19-247
Jones	5-3-101	1-0-0	0-0-0	0-0-0	3-1-11	2-1-6	0-0-0	DNP	DNP	DNP	DNP	DNP	DNP	DNP
Jorth	DNP	DNP	DNP	DNP	DNP	DNP	DNP	DNP	DNP	DNP	1-1-16	DNP	DNP	DNP
Urbanek	0-0-0	0-0-0	0-0-0	1-0-0	0-0-0	0-0-0	0-0-0	0-0-0	0-0-0	0-0-0	0-0-0	0-0-0	0-0-0	0-0-0
Ward	0-0-0	0-0-0	0-0-0	0-0-0	0-0-0	0-0-0	1-1-40	0-0-0	0-0-0	0-0-0	0-0-0	0-0-0	0-0-0	0-0-0
PANTHERS	21-11-303	11-8-151	14-5-97	34-20-268	22-14-302	26-17-353	15-8-191	30-18-253	29-14-193	27-19-350	23-13-239	33-17-300	39-21-360	50-19-247
OPPONENTS	14-6-90	20-12-86	35-15-189	14-10-154	44-21-317	24-15-179	49-26-358	27-15-172	18-9-128	26-9-128	11-6-99	20-12-166	44-30-381	25-9-97

RECEIVING (NO-YDS)	SUU	SCS	SFA	ISU	MSU	ILSU	SMS	SIU	YSU	INSU	WIU	EIU	W&M	MU
Augustin	DNP	0-0	DNP	DNP	DNP	0-0	DNP	0-0	0-0	0-0	1-16	DNP	DNP	0-0
Clayton	4-88	2-16	2-26	3-43	5-185	2-71	2-53	5-79	6-93	2-39	8-163	6-96	4-51	5-113
Hawthorne	0-0	0-0	1-6	0-0	1-11	1-1	1-4	1-10	0-0	2-25	1-23	0-0	0-0	1-3
LaFollette	0-0	1-9	0-0	1-5	2-18	1-21	DNP	DNP	DNP	DNP	0-0	1-23	1-0	2-16
McCalley	0-0	1-10	0-0	0-0	0-0	1-6	0-0	0-0	0-0	0-0	0-0	0-0	0-0	0-0
Roberson	DNP	DNP	DNP	0-0	0-0	0-0	DNP	DNP	DNP	DNP	0-0	0-0	1-0	0-0
Sharar	1-24	2-32	1-27	6-81	3-32	1-0	2-57	2-29	1-8	2-22	2-24	2-33	3-49	4-61
Sims	0-0	0-0	0-0	0-0	0-0	0-0	1-10	DNP	DNP	DNP	DNP	DNP	0-0	0-0
Stovall	1-5	1-14	0-0	DNP	1-16	1-7	0-0	3-13	1-12	3-15	1-13	2-18	1-15	1-10
Talton	0-0	0-0	0-0	0-0	0-0	0-0	0-0	0-0	0-0	0-0	0-0	1-32	0-0	0-0
Walker	0-0	0-0	0-0	0-0	DNP	0-0	DNP	2-26	1-8	3-35	0-0	DNP	DNP	0-0
Ward	5-186	1-70	1-38	10-139	2-40	10-247	2-67	5-96	5-72	7-214	0-0	5-98	11-245	6-44
PANTHERS	11-303	8-151	5-97	20-268	14-302	17-353	8-191	18-253	14-193	19-350	13-239	17-300	21-360	19-247
OPPONENTS	14-90	12-86	15-189	10-154	21-217	15-179	26-358	15-172	9-128	9-72	6-99	12-166	30-381	9-97

Returning players in bold

PANTHERS

GAME-BY-GAME DEFENSIVE STATS

(UT-AT-TT)	SUU	SCS	SFA	ISU	MSU	ILSU	SMS	SIU	YSU	INSU	WIU	EIU	W&M	MU
Barney	2-5-7	1-6-7	1-2-3	0-1-1	3-0-3	1-4-5	2-7-9	0-5-5	3-4-7	2-0-2	5-3-8	2-7-9	5-4-9	2-4-6
Burkle	DNP	DNP	1-0-1	1-1-2	0-1-1	1-1-2	2-0-2	0-2-2	0-0-0	1-4-5	0-0-0	DNP	DNP	DNP
Dalton	3-0-3	3-2-5	DNP	3-3-6	2-1-3	1-1-2	3-3-6	1-1-2	1-0-1	3-0-3	0-1-1	2-0-2	6-2-8	1-1-2
Easter	4-3-7	3-4-7	2-6-8	12-11-23	2-2-4	1-0-1	3-2-5	7-3-10	6-1-7	3-4-7	5-3-8	4-4-8	4-2-6	3-2-5
Heimsoth	1-3-4	2-3-5	4-0-4	2-1-3	0-2-2	2-3-5	2-6-8	2-3-5	2-3-5	1-2-3	0-4-4	3-7-10	2-3-5	2-5-7
Jenkins	0-0-0	0-0-0	0-0-0	0-0-0	1-0-1	0-2-2	0-0-0	0-0-0	0-0-0	0-0-0	0-0-0	0-0-0	1-1-2	0-0-0
Kelley	4-5-9	0-3-3	1-1-2	1-1-2	2-0-2	1-3-4	0-1-1	1-2-3	1-0-1	0-1-1	0-0-0	1-1-2	0-0-0	0-0-0
Linsenmeyer	0-1-1	2-1-3	0-0-0	0-0-0	3-2-5	3-2-5	0-4-4	1-1-2	1-0-1	0-2-2	1-0-1	1-4-5	0-0-0	1-0-1
Malone	6-1-7	2-2-4	3-2-5	3-0-3	3-0-3	1-4-5	1-1-2	5-2-7	5-3-8	1-3-4	5-2-7	3-7-10	3-5-8	4-1-5
Marchman	0-0-0	0-0-0	1-0-1	0-0-0	0-0-0	0-0-0	0-0-0	1-0-1	0-0-0	DNP	2-0-2	0-0-0	1-0-1	1-0-1
Meredith	0-0-0	1-1-2	0-0-0	0-0-0	0-0-0	1-0-1	2-0-2	0-1-1	1-0-1	0-0-0	0-0-0	0-2-2	0-0-0	0-0-0
Miller, D.	2-4-6	0-1-1	1-0-1	0-0-0	0-0-0	1-1-2	0-0-0	0-0-0	0-0-0	0-0-0	0-0-0	0-0-0	0-0-0	0-0-0
Miller, T.	2-8-10	4-3-7	3-3-6	2-1-3	5-4-9	4-8-12	3-6-9	3-7-10	3-4-7	5-1-6	5-2-7	3-5-8	1-4-5	8-2-10
Morris	0-0-0	0-0-0	0-0-0	0-0-0	0-0-0	0-0-0	0-0-0	1-0-1	0-0-0	0-0-0	0-0-0	0-0-0	0-0-0	0-0-0
Morrison	0-0-0	1-0-1	0-0-0	1-0-1	1-1-2	1-0-1	0-0-0	0-3-3	0-0-0	0-0-0	0-0-0	0-0-0	0-2-2	0-0-0
Muyengwa	3-0-3	3-2-5	2-3-5	3-0-3	4-4-8	3-4-7	1-0-1	1-1-2	11-0-11	0-0-0	2-1-3	0-0-0	4-2-6	3-3-6
Nelson	0-0-0	0-0-0	0-0-0	3-1-4	3-1-4	1-2-3	1-1-2	1-0-1	2-4-6	0-3-3	1-4-5	1-4-5	1-2-3	1-4-5
Olsen	6-6-12	1-10-11	0-6-6	4-0-4	1-0-1	3-0-3	0-0-0	1-4-5	0-0-0	0-3-3	0-3-3	3-13-16	1-5-6	3-4-7
Pederson	0-0-0	3-0-3	1-0-1	0-0-0	3-0-3	0-1-1	0-1-1	1-2-3	0-0-0	DNP	DNP	DNP	DNP	DNP
Peterson	0-0-0	0-0-0	0-0-0	0-0-0	0-0-0	0-1-1	0-0-0	0-0-0	0-0-0	0-0-0	0-0-0	0-0-0	0-2-2	0-0-0
St. Meyer	0-0-0	1-0-1	0-1-1	0-0-0	3-0-3	0-0-0	0-0-0	0-0-0	1-0-1	0-0-0	0-0-0	0-0-0	2-0-2	0-0-0
Schipper	0-0-0	0-0-0	0-1-1	0-0-0	3-1-4	1-3-4	1-0-1	1-2-3	0-0-0	1-1-2	0-0-0	1-0-1	0-1-1	0-0-0
Spann	2-7-9	3-5-8	2-1-3	7-7-14	3-4-7	1-5-6	0-12-12	1-4-5	3-4-7	5-11-16	2-3-5	3-10-13	1-7-9	4-5-9
Strickland	1-1-2	0-0-0	5-1-6	0-0-0	2-1-3	2-0-2	0-0-0	0-1-1	0-0-0	0-0-0	1-0-1	0-0-0	2-0-2	1-1-2
Talton	4-1-5	1-4-5	3-0-3	4-2-6	0-2-2	1-5-6	4-3-7	5-0-5	3-1-4	3-1-4	0-1-1	0-9-9	7-2-9	4-1-5
Williams	3-1-4	DNP	DNP	1-4-5	0-5-5	1-5-6	1-4-5	DNP	2-4-6	1-4-5	DNP	DNP	DNP	DNP
Wilson	0-0-0	1-0-1	0-0-0	0-0-0	0-0-0	0-0-0	0-0-0	0-1-1	0-0-0	0-0-0	0-0-0	0-0-0	0-0-0	0-0-0

Returning players in bold



1996 SEASON REVIEW — GAME-BY-GAME

UNI AT

SOUTHERN UTAH

Aug. 31 at Cedar City, UT...Attend. 4,997

Northern Iowa	14	14	3	0	31
Southern Utah	7	0	14	0	21

HIGHLIGHTS: UNI overcame tough travel conditions to defeat Southern Utah 31-21 despite not playing up to potential. Senior Steve Beard started at quarterback, only his second start of his collegiate career, completing eight-of-16 passes for 202 yards and two TDs, along with two interceptions. Junior Jason Jones completed three-of-five passes for 101 yards, including a 78-yard TD pass to Dedric Ward on his first throw of the game. Ward picked up where he left off from the previous year, catching five passes for 186 yards and three TDs. He was named the Gateway's Offensive Player of the Week for his effort. Jeff Stovall tied a school record with his only rushing TD of the night — a nine-yard run with 9:34 left in the first quarter to put the Panthers up 7-0. His totals were 11 rushes for 71 yards before sustaining bruised ribs midway through the third quarter and sitting out the remainder of the game. The Panthers at times had three freshmen playing in the offensive line at the same time. UNI recovered three fumbles on bad pitches out of SUU's option.

SCORING SUMMARY:

UNI — Jeff Stovall 9 Run (Matt Waller Kick) (9:34 1st)
 SUU — Joe Dupaix 16 Run (Eric Hall Kick) (4:22 1st)
 UNI — Dedric Ward 4 Pass from Steve Beard (Waller Kick) (1:27 1st)
 UNI — Ward 28 Pass from Beard (Waller Kick) (10:48 2nd)
 UNI — Ward 79 Pass from Jason Jones (Waller Kick) (4:39 2nd)
 SUU — Mike Johnson 12 Run (Hall Kick) (13:00 3rd)
 SUU — Dupaix 2 Run (Hall Kick) (4:49 3rd)
 UNI — Waller 32 Field Goal (1:53 3rd)

TEAM STATS:	UNI	SUU
First Downs	16	24
Rushes/Yards	34/165	63/366
Passing Yards	303	90
Att/Com/Int	21/11/2	14/6/1
Punts/Avg.	2/34.0	4/33.3
Fumbles/Lost	1/1	6/4
Penalties/Yards	6/75	4/25

RUSHING LEADERS:

UNI — Marvin Sims 15-78, Jeff Stovall 11-71.
 SUU — Joe Dupaix 37-198, Brook Madsen 15-91.

PASSING LEADERS:

UNI — Steve Beard 16-8-2, 202; Jason Jones 5-3-0, 101.

SUU — Joe Dupaix 14-6-1, 90.

RECEIVING LEADERS:

UNI — Dedric Ward 5-186, Alonzo Clayton 4-88.
 SUU — Tony Evans 3-40, Zach Green 2-31.

TACKLE LEADERS:

UNI — Christian Olsen 6-6; Tim Miller 2-8, 1 FF, 1 FumRec.
 SUU — Branden Draper 4-12, 2 TFL, 1 Int.; Tom Barber 2-9.

ST. CLOUD STATE AT

UNI

Sept. 7 at Cedar Falls, IA...Attend. 10,122

St. Cloud State	0	7	0	0	7
Northern Iowa	0	21	9	14	44

HIGHLIGHTS: Dedric Ward scored a TD each time he touched the ball, catching one pass for 70 yards, UNI's first TD of the night, and returned two punts for scores — from 46 and 42 yards, tying a Gateway Conference record. He was named the league's Special Teams Player of the Week for his effort. Steve Beard miscued on his first two passes, then completed eight straight, finishing with eight-of-10 passing with no interceptions for 151 yards and the TD to Ward. UNI's special teams saved the day, with Tyree Talton returning a kickoff 95 yards for a TD, the first time since 1988, and Marcus Easter intercepting a deflected SCS pass in the endzone to save UNI from the Huskies' first drive of the night — a 19-play, 75-yard possession which took 9:59 off the clock. Matt Waller kicked a 42-yard field goal and five-of-six PATs.

SCORING SUMMARY:

UNI — Dedric Ward 70 Pass from Steve Beard (Matt Waller Kick) (13:39 2nd)
 UNI — Beard 1 Run (Waller Kick) (5:44 2nd)
 SCS — Randy Martin 44 Run (Neil Fish Kick) (4:06 2nd)
 UNI — Tyree Talton 95 Kickoff Return (Waller Kick) (3:54 2nd)
 UNI — Waller 42 Field Goal (7:32 3rd)
 UNI — Ward 46 Punt Return (Waller Kick No Good) (5:37 3rd)
 UNI — Ward 42 Punt Return (Waller Kick) (10:41 4th)
 UNI — Taras Walker 7 Run (Waller Kick) (8:31 4th)

TEAM STATS:	SCS	UNI
First Downs	17	14
Rushes/Yards	44/163	37/118
Passing Yards	86	151
Att/Com/Int	20/12/1	11/8/0
Punts/Avg.	6/33.5	3/50.7
Fumbles/Lost	2/1	2/0
Penalties/Yards	7/55	10/85

RUSHING LEADERS:

SCS — Randy Martin 17-108, Tom Williams 9-34.
 UNI — Marvin Sims 7-38, Lance Hall 10-35.

PASSING LEADERS:

SCS — Todd Bouman 18-11-1, 79; Jon Miller 2-1-0, 7.
 UNI — Steve Beard 10-8-0, 151.

RECEIVING LEADERS:

SCS — Mike McKinney 6-59, Mike Flanigan 4-25.
 UNI — Dedric Ward 1-70, Lincoln Sharar 2-32.

TACKLE LEADERS:

SCS — Greg Gronski 3-3; Jim Louis 2-4, 1 TFL, 1/2 Sack.
 UNI — Christian Olsen 0-10, 1 Sack; Dannie Spann 3-5.

STEPHEN F. AUSTIN AT

UNI

Sept. 14 at Cedar Falls, IA...Attend. 11,078

Stephen F. Austin	0	6	0	6	12
Northern Iowa	10	21	7	0	38

HIGHLIGHTS: Dedric Ward caught only one pass for 38 yards, giving the Panthers a 24-0 lead with 10:45 left in the second quarter. A punt returned for seven yards was the only blemish in a streak of five times touching the ball and scoring four-of-five times. Jeff Stovall broke a school career record with his only rushing TD of the night, a one-yard run 8:47 left in the third quarter to put the Panthers up 38-6. Tyree Talton scored on a 65-yard interception return and Terrance Malone on a 35-yard interception, giving the Panthers five scores via special teams play in the first three games. The win gave UNI its 100th win in the UNI-Dome.

SCORING SUMMARY:

UNI — Alonzo Clayton 12 Pass from Steve Beard (Matt Waller Kick) (5:32 1st)
 UNI — Waller 41 Field Goal (:15 1st)
 UNI — Terrance Malone 35 Interception Return (Waller Kick) (14:22 2nd)
 UNI — Dedric Ward 38 Pass from Beard (Waller Kick) (10:45 2nd)
 UNI — Tyree Talton 65 Interception Return (Waller Kick) (4:17 2nd)
 SFA — Kerry Bennett 27 Pass from Mike Quinn (Quinn Pass No Good) (:10 2nd)
 UNI — Jeff Stovall 1 Run (Waller Kick) (8:47 3rd)
 SFA — KaRon Coleman 7 Pass from Todd Matocha (Matocha Pass No Good) (14:13 4th)

TEAM STATS:	SFA	UNI
First Downs	19	13
Rushes/Yards	37/178	46/156
Passing Yards	189	97
Att/Com/Int	35/15/2	14/5/1
Punts/Avg.	6/32.0	6/39.2
Fumbles/Lost	5/4	2/1
Penalties/Yards	8/60	7/62

RUSHING LEADERS:

SFA — Pat House 11-81, KaRon Coleman 10-69.
 UNI — Jeff Stovall 20-94, Marvin Sims 15-35.

PASSING LEADERS:

SFA — Mike Quinn 17-7-2, 98; Todd Matocha 15-8-0, 91.
 UNI — Steve Beard 14-5-1, 97.

RECEIVING LEADERS:

SFA — Michael Pearce 3-33, KaRon Coleman 2-30.
 UNI — Dedric Ward 1-38, Lincoln Sharar 1-27, Alonzo Clayton 2-26.

TACKLE LEADERS:

SFA — J. Trotter 8-3, 2 TFL, 1 FumRec; Ronald Powell 4-2, 2 TFL.
 UNI — Marcus Easter 2-6, 2 FumRec; Maceo Strickland 5-1, 1 PBU; Christian Olsen 0-6.

PANTHERS

UNI AT IOWA STATE

Sept. 21 at Ames, IA...Attend. 40,122

Northern Iowa	3	13	7	0	23
Iowa State	14	14	7	7	42

HIGHLIGHTS: Dedric Ward set a new Gateway Conference record for career receptions with 145 when he caught 10 passes for 139 yards and one TD. Tyree Talton set a school record with 197 kickoff return yards, breaking the old mark of 158 set by Mario Sanders against Northern Michigan in 1983. UNI's secondary took a beating. With the Panther line unable to contain Heisman Trophy candidate Troy Davis, who rushed for 241 yards and five TDs on 53 carries, the secondary was the last line of defense. Free safety Marcus Easter recorded 23 tackles, including nine solos, and was named the Gateway's Defensive Player of the Week for his effort. Mickey Dalton also was in double figures with 11 tackles, including four solos, while linebacker Dannie Spann had 17 stops. ISU's 42 points was the most scored against UNI since Wyoming defeated the Panthers 45-42 in 1993. Redshirt freshman Justin Roberson saw his first collegiate action after knee surgery with senior Jeff Stovall sidelined for disciplinary reasons.

SCORING SUMMARY:

ISU — Troy Davis 2 Run (Jamie Kohl Kick) (9:46 1st)
UNI — Matt Waller 25 Field Goal (5:36 1st)
ISU — Tyrone Watley 23 Pass from Todd Doxzon (Kohl Kick) (1:24 1st)
ISU — Davis 2 Run (Kohl Kick) (10:00 2nd)
UNI — Marvin Sims 30 Run (Waller Kick) (8:48 2nd)
ISU — Davis 2 Run (Kohl Kick) (5:29 2nd)
UNI — Lincoln Sharar 13 Pass from Steve Beard (Waller Kick No Good) (1:39 2nd)
ISU — Davis 2 Run (Kohl Kick) (9:46 3rd)
UNI — Dedric Ward 4 Pass from Beard (Waller Kick) (5:34 3rd)
ISU — Davis 1 Run (Kohl Kick) (1:13 4th)

TEAM STATS:

	UNI	ISU
First Downs	22	25
Rushes/Yards	38/119	60/324
Passing Yards	268	154
Att/Com/Int	34/20/1	14/10/1
Punts/Avg.	2/36.5	2/54.5
Fumbles/Lost	1/0	1/1
Penalties/Yards	5/35	5/37

RUSHING LEADERS:

UNI — Marvin Sims 19-74, Taras Walker 13-32.
ISU — Troy Davis 53-241, D. Davis 2-52.

PASSING LEADERS:

UNI — Steve Beard 33-20-1, 268.
ISU — Todd Doxzon 14-10-1, 154.

RECEIVING LEADERS:

UNI — Dedric Ward 10-139, Lincoln Sharar 6-81.
ISU — E. Williams 3-79, Watley 3-39.

TACKLE LEADERS:

UNI — Marcus Easter 12-11, Dannie Spann 7-7
ISU — Derrik Clark 3-11, Michael Cooper 3-9, 1 int.

MCNEESE STATE AT UNI

Sept. 28 at Cedar Falls, IA...Attend. 14,692

McNeese State	0	0	3	7	10
Northern Iowa	9	21	13	0	43

HIGHLIGHTS: Tyree Talton added another 95-yard kickoff return for a score, the sixth special-teams score of the year. The Panthers held MSU to 22 rushing yards on 42 carries, the lowest yardage gained by an opponent since Southwest Missouri State gained 79 and Eastern Illinois minus-12 yards on the ground the previous year. Dedric Ward was held without a TD reception for the first time this season. Split end Alonzo Clayton caught five passes for a career-high 185 yards, including three TDs, tying a UNI-Dome record.

SCORING SUMMARY:

UNI — Jeff Stovall 7 Run (Matt Waller Kick) (6:13 1st)
UNI — Safety (4:41 1st)
UNI — Alonzo Clayton 32 Pass from Steve Beard (Waller Kick) (11:07 2nd)
UNI — Clayton 92 Pass from Beard (Waller Kick) (5:50 2nd)
UNI — Clayton 41 Pass from Beard (Waller Kick) (3:11 2nd)
MSU — Shonz LaFrenz 32 Field Goal (9:16 3rd)
UNI — Tyree Talton 95 Kickoff Return (Waller Kick No Good) (9:02 3rd)
UNI — Stovall 5 run (Waller Kick) (5:43 3rd)
MSU — William Davis 14 Pass from Tim Leger (LaFrenz Kick) (14:54 4th)

TEAM STATS:

	MSU	UNI
First Downs	20	22
Rushes/Yards	42/22	38/140
Passing Yards	317	302
Att/Com/Int	44/21/2	22/14/1
Punts/Avg.	6/43.5	4/38.5
Fumbles/Lost	3/1	3/2
Penalties/Yards	10/73	10/94

RUSHING LEADERS:

MSU — Derrick Beavers 15-33, Freddie Bynum 3-7.
UNI — Jeff Stovall 14-86, Marvin Sims 3-31.

PASSING LEADERS:

MSU — Tim Leger 44-21-2, 317.
UNI — Steve Beard 19-13-1, 291; Jason Jones 3-1-0, 11.

RECEIVING LEADERS:

MSU — William Davis 4-82, Chris Fontenot 5-72.
UNI — Alonzo Clayton 5-185, Dedric Ward 2-40.

TACKLE LEADERS:

MSU — Darnell Lee 3-4, 1 PBU; Charles Ayro 4-1, Clyde Williams 4-1.
UNI — Tim Miller 5-4, 1 Sack, 1 TFL; Tendai Muyengwa 4-4, 1 PBU.

ILLINOIS STATE AT UNI

Oct. 12 at Cedar Falls, IA...Attend. 14,522

Illinois State	10	0	0	0	10
Northern Iowa	7	33	7	0	47

HIGHLIGHTS: Dedric Ward caught 10 passes for a school-record 247 yards and three TDs and was named the Gateway's Offensive Player of the Week. Mickey Dalton blocked a Redbird punt out of the end-zone for a safety. UNI's 193 rushing yards, 353 passing and 533 total yards was the most yardage since gaining 300 on the ground and 551 total against Winona State in 1995 and 356 passing yards versus Western Illinois in 1993. Steve Beard completed 16-of-24 passes without an interception for a career-high 347 yards and five TDs, with the Panthers seeing action from a total of five quarterbacks. Besides Ward's Gateway honor, freshman center Brad Meester received the Offensive Lineman of the Week award after recording one "pancake" block and grading out at 79 percent, part of a line which did not allow one sack, and Dalton was named Special Teams Player of the Week after blocking two punts, which led to scores.

SCORING SUMMARY:

UNI — Dedric Ward 15 Pass from Steve Beard (Matt Waller Kick) (10:28 1st)
ISU — Todd Kurz 49 Field Goal (6:25 1st)
ISU — Terel Patrick 15 Pass from Lester Anderson (Kurz Kick) (2:32 1st)
UNI — Waller 34 Field Goal (11:36 2nd)
UNI — Ward 92 Pass from Beard (Waller Kick) (9:54 2nd)
UNI — Jeff Stovall 8 Run (Waller Kick) (8:08 2nd)
UNI — Alonzo Clayton 64 Pass from Beard (Waller Kick) (3:11 2nd)
UNI — Safety (2:05 2nd)
UNI — Greg Hawthorne 1 Pass from Beard (Waller Kick) (:37 2nd)
UNI — Ward 42 Pass from Beard (Waller Kick) (8:56 3rd)

TEAM STATS:

	ISU	UNI
First Downs	16	21
Rushes/Yards	39/78	45/180
Passing Yards	179	353
Att/Com/Int	24/15/3	26/17/0
Punts/Avg.	6/28.5	4/45.3
Fumbles/Lost	1/1	1/0
Penalties/Yards	6/75	7/65

RUSHING LEADERS:

ISU — Daryl Jones 9-50, Chris Moore 9-36.
UNI — Jeff Stovall 17-66, Marvin Sims 9-49, Lance Hall 7-45.

PASSING LEADERS:

ISU — Lester Anderson 19-12-2, 148; Bill Hagman 4-2-1, 22.
UNI — Steve Beard 24-16-0, 347.

RECEIVING LEADERS:

ISU — Ray Fouchea 5-78, Terel Patrick 3-49.
UNI — Dedric Ward 10-247, Alonzo Clayton 2-71.

TACKLE LEADERS:

ISU — Jerry Creer 7-1, 1 TFL; Duane Butler 6-1.
UNI — Tim Miller 4-8, 1 Int.; Tendai Muyengwa 3-4.

SOUTHWEST MISSOURI AT

UNI

Oct. 19 at Cedar Falls, IA...Attend. 14,727

Southwest Missouri	3	6	0	22	31
Northern Iowa	14	17	7	0	38

HIGHLIGHTS: Dedric Ward caught only two passes for 67 yards and did not catch a TD pass for only the second time this year but added another dimension to his game when he threw his first collegiate pass — a 40-yarder to Alonzo Clayton which helped set up a Jeff Stovall TD two plays later. Stovall set a school record for career rushing yards with his 138 yards and was named the Gateway's Offensive Player of the Week. The Panthers extended its school-record consecutive wins over a current opponent to seven against SMS and won its 22nd consecutive home game against a league foe. The win over the fifth-ranked Bears also made it 9-1 against ranked Gateway teams, including nine straight. SMS' 492 yards was the most gained against UNI since Murray State gained 590 in 1995's first playoff game.

SCORING SUMMARY:

UNI — Marvin Sims 46 Run (Matt Waller Kick) (12:08 1st)
 UNI — Jeff Stovall 2 Run (Waller Kick) (9:20 1st)
 SMS — Wayne Boyer 19 Field Goal (2:24 1st)
 UNI — Stovall 6 Run (Waller Kick) (14:08 2nd)
 SMS — Boyer 43 Field Goal (9:01 2nd)
 UNI — Stovall 4 Run (Waller Kick) (7:03 2nd)
 SMS — Boyer 20 Field Goal (3:31 2nd)
 UNI — Waller 23 Field Goal (:42 2nd)
 UNI — Mickey Dalton 65 Interception Return (Waller Kick) (11:51 3rd)
 SMS — Corey Roy 26 Pass from Jeremy Hoog (Boyer Kick) (14:48 4th)
 SMS — Jason Cannon 18 Pass from Hoog (Hoog Run) (12:29 4th)
 SMS — Chance Thurman 19 Pass from Hoog (Boyer Kick) (2:39 4th)

TEAM STATS:	SMS	UNI
First Downs	27	17
Rushes/Yards	35/134	43/206
Passing Yards	358	191
Att/Com/Int	49/26/3	15/8/1
Punts/Avg.	3/48.3	4/45.0
Fumbles/Lost	0/0	2/1
Penalties/Yards	7/65	7/76

RUSHING LEADERS:

SMS — Michael Casey 27-126, Jeremy Hoog 8-8.
 UNI — Jeff Stovall 31-138, Marvin Sims 8-92.

PASSING LEADERS:

SMS — Jeremy Hoog 49-26-3, 358.
 UNI — Steve Beard 14-7-1, 151; Dedric Ward 1-1-0, 40.

RECEIVING LEADERS:

SMS — Chance Thurman 7-108, Jason Cannon 6-95.
 UNI — Dedric Ward 2-67, Lincoln Sharar 2-57, Alonzo Clayton 2-53.

TACKLE LEADERS:

SMS — Davis Moore 8-0, 1 TFL, 1 Sack; M. Holloway 5-0, E. Grayson 3-2, 2 TFL, 1 Sack.
 UNI — Dannie Spann 0-12, T.C. Barney 0-9, 1.5 Sacks, 1 PBU.

UNI AT

SOUTHERN ILLINOIS

October 26 at Carbondale, IL...Attend. 2,400

Northern Iowa	7	13	0	13	33
Southern Illinois	0	0	7	0	7

HIGHLIGHTS: UNI had little trouble against the Salukis, leading 20-0 at the half. Jeff Stovall rushed 31 times for 248 yards on a rain-slickened field, while SIU's Coe Bonner ran 25 times for 140 yards. The game was the first of three straight road contests.

SCORING SUMMARY:

UNI — Dedric Ward 18 Pass from Steve Beard (Matt Waller Kick) (7:36 1st)
 UNI — Waller 42 Field Goal (10:58 2nd)
 UNI — Jeff Stovall 1 Run (Waller Kick) (2:23 2nd)
 UNI — Waller 51 Field Goal (:36 2nd)
 SIU — Phil Shellhaas 1 Run (Matt Simonton Kick) (:22 3rd)
 UNI — Ward 7 Pass from Beard (Stovall Run No Good) (11:44 4th)
 UNI — Taras Walker 2 Run (Waller Kick) (3:16 4th)

TEAM STATS:	UNI	SIU
First Downs	28	21
Rushes/Yards	47/270	43/203
Passing Yards	253	172
Att/Com/Int	30/18/0	27/15/3
Punts/Avg.	3/33.3	4/48.8
Fumbles/Lost	1/1	3/0
Penalties/Yards	8/54	6/47

RUSHING LEADERS:

UNI — Jeff Stovall 31-248, Taras Walker 12-33.
 SIU — Coe Bonner 25-140, Phil Shellhaas 9-29, T. Robinson 7-25.

PASSING LEADERS:

UNI — Steve Beard 30-18-0, 253.
 SIU — Phil Shellhaas 21-12-2, 132, Steve Luce 5-2-1, 30.

RECEIVING LEADERS:

UNI — Dedric Ward 5-96, Alonzo Clayton 5-79.
 SIU — Reggie Fowler 5-61, Aaron Baker 2-36, Damon Jones 3-26.

TACKLE LEADERS:

UNI — Tim Miller 3-7, 1 Sack; Marcus Easter 7-3.
 SIU — Orlando Rogers 8-3, 1 FumRec, 1 PBU; C.J. McDavid 2-9.

UNI AT

YOUNGSTOWN STATE

November 2 at Youngstown, OH...Attend. 12,507

Northern Iowa	7	7	6	3	23
Youngstown State	3	7	0	0	10

HIGHLIGHTS: Punter Justin Urbanek was instrumental in UNI's win at 21st-ranked Youngstown, punting four times for 142 yards, averaging 35.5 yards. But more importantly, he placed three punts inside YSU's 20, including one on the five yardline. The temperature was 36 degrees with a wind chill of 19, topped off by occasional snow showers. After missing a 38-yard field goal at the end of the first quarter, Matt Waller made three consecutive to finish off all scoring in the game.

SCORING SUMMARY:

UNI — Jeff Stovall 8 Run (Matt Waller Kick) (10:28 1st)
 YSU — Mark Griffith 22 Field Goal (3:45 1st)
 YSU — Willis Marshall 20 Pass from Jared Zwick (Griffith Kick) (1:23 2nd)
 UNI — Stovall 1 Run (Waller Kick) (:29 2nd)
 UNI — Waller 41 Field Goal (11:17 3rd)
 UNI — Waller 22 Field Goal (7:43 3rd)
 UNI — Waller 29 Field Goal (10:39 4th)

TEAM STATS:	UNI	YSU
First Downs	19	16
Rushes/Yards	46/183	44/166
Passing Yards	193	128
Att/Com/Int	29/14/1	18/9/1
Punts/Avg.	4/35.5	5/33.6
Fumbles/Lost	2/1	6/3
Penalties/Yards	6/65	3/35

RUSHING LEADERS:

UNI — Jeff Stovall 36-142, Taras Walker 6-35.
 YSU — Brown 13-102, Jared Zwick 13-45.

PASSING LEADERS:

UNI — Steve Beard 29-14-1, 193.
 YSU — Jared Zwick 17-8-1, 125.

RECEIVING LEADERS:

UNI — Alonzo Clayton 6-93, Dedric Ward 5-72.
 YSU — Smallfield 4-65, Marshall 4-60.

TACKLE LEADERS:

UNI — Tendai Muyengwa 11-0, Terrance Malone 5-3, 1 Int.
 YSU — Peter Davila 6-6, 2 TFL; Mike Stanec 2-6, 2 TFL.

PANTHERS

UNI AT INDIANA STATE

November 9 at Terre Haute, IN...Attend. 5,778

Northern Iowa	0	20	7	7	34
Indiana State	12	7	0	0	19

HIGHLIGHTS: Dedric Ward caught seven passes for 214 yards and three TDs, including a 93-yarder. He was named the Gateway's Offensive Player of the Week for the third time this season. That total gives him three straight 1000-yard receiving years, his fourth 200-yard game of his career and the fifth time he's caught at least three TD passes in a game. Jeff Stovall compiled a school-record 733 career rushing attempts after rushing 35 times for 93 yards. Matt Waller set a school record for PATs in a season with 41, breaking the old mark of 40 set in 1991 by Brian Mitchell. With the win, the Panthers moved to 3-0 against teams which had a bye week prior to playing UNI. Steve Beard threw for a career-high 350 yards on 19-of-27 passing. ISU blocked both a punt and a field goal, firsts for both Justin Urbanek and Matt Waller. UNI intercepted ISU four times.

SCORING SUMMARY:

ISU — Scott Collins 33 Field Goal (8:52 1st)
ISU — Courtland Tubbs 17 Run (Collins Kick No Good) (6:09 1st)
ISU — Collins 23 Field Goal (2:29 1st)
UNI — Jeff Stovall 2 Run (Matt Waller Kick) (13:13 2nd)
ISU — Daniel Cheatham 42 Fumble Recovery (Collins Kick) (8:50 2nd)
UNI — Dedric Ward 2 Pass from Steve Beard (Waller Kick) (5:40 2nd)
UNI — Beard 1 Run (Stovall Run No Good) (:19 2nd)
UNI — Ward 93 Pass from Beard (Waller Kick) (4:56 3rd)
UNI — Ward 24 Pass from Beard (Waller Kick) (9:48 4th)

TEAM STATS:	UNI	ISU
First Downs	16	17
Rushes/Yards	47/106	46/237
Passing Yards	350	72
Att/Com/Int	27/19/1	26/9/4
Punts/Avg.	6/27.7	3/35.7
Fumbles/Lost	2/1	3/1
Penalties/Yards	5/32	2/22

RUSHING LEADERS:

UNI — Jeff Stovall 35-93, Justin Roberson 5-12.
ISU — Jason Potter 18-96, Mike Barwick 8-53.

PASSING LEADERS:

UNI — Steve Beard 27-19-1, 350.
ISU — Kevin Cox 26-9-4, 72.

RECEIVING LEADERS:

UNI — Dedric Ward 7-214, Alonzo Clayton 2-39, Taras Walker 3-35.

TACKLE LEADERS:

UNI — Dannie Spann 5-11, 1 Int.; Marcus Easter 3-4.
ISU — Robert High 5-9, Chris Libaire 5-8.

WESTERN ILLINOIS AT UNI

November 16 at Cedar Falls, IA...Attend. 15,476

Western Illinois	0	6	0	0	6
Northern Iowa	3	3	10	14	30

HIGHLIGHTS: The Panthers clinched their seventh straight Gateway Conference title over eighth-ranked Western Illinois. Dedric Ward finished the regular season with 176 school and league-record career receptions, 3,876 school and Gateway-record career receiving yards, a conference-record 14 TD passes caught in a season and 41 school and league-record career reception TDs. He ranks second behind Jerry Rice in NCAA 1-AA career receiving yards. Jeff Stovall also finished with several school rushing records, while Matt Waller set a school record with 44 PATs in a season. Tyree Talton set a school record with 169 yards in interceptions. The Panthers 10th win of the season tied a school record and also set a school mark with 384 season points.

SCORING SUMMARY:

UNI — Matt Waller 20 Field Goal (1:00 1st)
WIU — Keith Jones 50 Field Goal (8:57 2nd)
UNI — Waller 42 Field Goal (:51 2nd)
WIU — Jones 24 Field Goal (:03 2nd)
UNI — Waller 24 Field Goal (8:05 3rd)
UNI — Justin Roberson 10 Run (Waller Kick) (:54 3rd)
UNI — Terrance Malone 48 Interception Return (Waller Kick) (11:03 4th)
UNI — Lincoln Sharar 1 Pass from Steve Beard (Waller Kick) (5:37 4th)

TEAM STATS:	WIU	UNI
First Downs	13	24
Rushes/Yards	37/116	47/239
Passing Yards	99	239
Att/Com/Int	11/6/2	23/13/1
Punts/Avg.	6/38.2	1/34.0
Fumbles/Lost	1/1	2/1
Penalties/Yards	6/46	12/143

RUSHING LEADERS:

WIU — Brian Knuckles 25-136, Jamaine Blalock 5-16.
UNI — Justin Roberson 19-144, Jeff Stovall 17-61.

PASSING LEADERS:

WIU — Jeff Hecklinski 11-6-2, 99.
UNI — Steve Beard 22-12-1, 223; Mack Jorth 1-1-0, 16.

RECEIVING LEADERS:

WIU — Jon Moffitt 3-68.
UNI — Alonzo Clayton 8-163.

TACKLE LEADERS:

WIU — Ty Locatelli 9-1, 3 TFL; Brad Freeman 8-1.
UNI — Christian Olsen 0-9, T.C. Barney 5-3, 2 Sacks, 1 FF; Marcus Easter 5-3.

EASTERN ILLINOIS AT UNI

November 30 at Cedar Falls, IA...Attend. 10,402

Eastern Illinois	7	7	0	0	14
Northern Iowa	7	7	0	7	21

HIGHLIGHTS: UNI defeated 14th-seed and 16th-ranked Eastern Illinois in a game typical of the series between these two teams — the outcome not decided until the final second. The Panthers scored the winning TD with 7:02 left in the game. EIU fumbled on its next possession, UNI's Steve Beard was intercepted two plays later, and EIU fumbled again on its next drive. Beard fumbled for UNI, and EIU got the ball back at the 3:19 mark. Eastern got down to UNI's two yard line. Quarterback Mike Simpson pitched to running back Chris Szarka, who in desperation threw an incomplete pass in the endzone to tight end Mike Mangan before time ran out. UNI was held to only nine rushing yards. Tyree Talton tied the score at 7-all on a 97-yard kickoff return, a school playoff record and his third return of the season, and also caught his first pass of his collegiate career for 32 yards. Matt Waller, who entered the game having made 14-of-18 field goals, missed two attempts of 25 and 39 yards. Eastern went to 1-10-1 in the UNI-Dome. Eastern's 60 rushing attempts against the Panthers also was a UNI playoff record.

SCORING SUMMARY:

EIU — Conrad Praamsma 2 Run (Chad Lerner Kick) (3:36 1st)
UNI — Tyree Talton 97 Kickoff Return (Matt Waller Kick) (3:22 1st)
EIU — Bob Rosenstiel 23 Pass from Mike Simpson (Lerner Kick) (2:52 2nd)
UNI — Alonzo Clayton 3 Pass from Steve Beard (Waller Kick) (:32 2nd)
UNI — Jeff Stovall 1 Run (Waller Kick) (7:02 4th)

TEAM STATS:	EIU	UNI
First Downs	23	15
Rushes/Yards	60/214	18/9
Passing Yards	166	300
Att/Com/Int	20/12/1	33/17/1
Punts/Avg.	1/42.0	1/26.0
Fumbles/Lost	3/3	1/1
Penalties/Yards	4/29	4/39

RUSHING LEADERS:

EIU — Justin Lynch 21-62, Conrad Praamsma 14-49, Chris Szarka 7-45.
UNI — Jeff Stovall 15-20.

PASSING LEADERS:

EIU — Mike Simpson 19-12-1, 166.
UNI — Steve Beard 33-17-1, 300.

RECEIVING LEADERS:

EIU — Maurice Daniels 3-38, Chris Szarka 3-31.
UNI — Alonzo Clayton 6-96, Dedric Ward 5-98.

TACKLE LEADERS:

EIU — Ed Jackson 5-2, 1 PBU; Lance Lohrenz 6-0, 1 TFL.
UNI — Christian Olsen 3-13, 1 FumRec; Dannie Spann 3-10, 1 PBU.

WILLIAM & MARY AT UNI

December 7 at Cedar Falls, IA...Attend. 10,796

William & Mary	0	0	28	7	35
Northern Iowa	17	10	8	3	38

HIGHLIGHTS: UNI defeated eighth-seed and seventh-ranked William & Mary. UNI held the Tribe to only 67 yards, including minus-27 rushing, in the first half while gaining 293 yards itself. But W&M came back to score 28 third-period points and tied the game at 35 with 5:40 left in the game. Matt Waller's 32-yard field goal with 2:13 left gave UNI the win. His field goal was set up by W&M's Darren Sharper's fumble on a punt return which was recovered by the Panthers at the Tribe 30. UNI's Dedric Ward fell just short of a 1-AA playoff record with 11 catches for 245 yards and two TDs. Jeff Stovall gained 55 yards and scored twice before leaving the game in the second half with an ankle injury. Steve Beard's 360 passing yards was a career high.

SCORING SUMMARY:

UNI — Matt Waller 29 Field Goal (10:21 1st)
UNI — Dedric Ward 67 Pass from Steve Beard (Waller Kick) (3:56 1st)
UNI — Jeff Stovall 5 Run (Waller Kick) (:22 1st)
UNI — Waller 27 Field Goal (7:14 2nd)
UNI — Stovall 4 Run (Waller Kick) (:42 2nd)
W&M — David Conklin 50 Pass from Mike Cook (B. Shallcross Kick) (12:06 3rd)
W&M — Josh Whipple 11 Pass from Cook (Shallcross Kick) (8:52 3rd)
W&M — Conklin 36 Pass from Cook (Shallcross Kick) (5:39 3rd)
UNI — Ward 30 Pass from Beard (Justin Roberson Run) (4:10 3rd)
W&M — Whipple 13 Pass from Cooke (Shallcross Kick) (:58 3rd)
W&M — Whipple 8 Pass from Cook (Shallcross Kick) (5:40 4th)
UNI — Waller 32 Field Goal (2:13 4th)

TEAMS STATS:	W&M	UNI
First Downs	23	21
Rushes/Yards	29/43	34/88
Passing Yards	381	360
Att/Com/Int	44/30/2	39/21/1
Punts/Avg.	7/33.7	6/40.8
Fumbles/Lost	2/1	2/1
Penalties/Yards	2/10	5/32

RUSHING LEADERS:

W&M — Alvin Porch 16-70, Tony Harris 4-11.
UNI — Jeff Stovall 17-55, Justin Roberson 12-34.

PASSING LEADERS:

W&M — Mike Cook 44-30-2, 381.
UNI — Steve Beard 39-21-1, 360.

RECEIVING LEADERS:

W&M — David Conklin 9-152, Josh Whipple 9-131.
UNI — Dedric Ward 11-245, Alonzo Clayton 4-51.

TACKLE LEADERS:

W&M — Mike McGowan 5-2; Jude Waddy 6-0, 1 TFL, 1 PBU.
UNI — T.C. Barney 6-4, 1 TFL, 3 Sacks; Tyree Talton 7-2, 2 PBU, 1 Int.

UNI AT MARSHALL

December 14 at Huntington, WV...Attend. 14,414

Northern Iowa	0	0	0	14	14
Marshall	7	3	14	7	31

HIGHLIGHTS: UNI's playoff nemesis, first-ranked and no. 2 seed Marshall, pulled out another win to advance to the national championship game. It was the fourth time the Panthers fell one game short of making the title game. Alonzo Clayton's 58-yard punt return set a school playoff record, while Marshall tied a UNI mark with four rushing TDs. Matt Waller's 44-yard blocked field goal attempt at the end of the half was a heartbreaker and would have put the Panthers only a TD down at intermission.

SCORING SUMMARY:

MU — Kresser 2 Run (Openlander Kick) (9:24 1st)
MU — Openlander 31 Field Goal (1:13 2nd)
MU — Thomas 10 Run (Openlander Kick) (13:21 3rd)
MU — Moss 32 Run (Openlander Kick) (9:01 3rd)
UNI — Dedric Ward 7 Pass from Steve Beard (Jeff Stovall Run No Good) (13:15 4th)
MU — Balwanz 4 Run (Openlander Kick) (4:24 4th)
UNI — Lincoln Sharar 14 Pass from Beard (Alonzo Clayton Pass from Beard) (1:17 4th)

TEAM STATS:	UNI	MU
First Downs	18	20
Rushes/Yards	30/59	49/316
Passing Yards	247	97
Att/Com/Int	50-19-1	25-9-2
Punts/Avg.	10/35.5	6/41.6
Fumbles/Lost	0/0	1/1
Penalties/Yards	7/49	6/40

RUSHING LEADERS:

UNI — Justin Roberson 16-58, Jeff Stovall 7-5.
MU — Thomas 20-171, Chapman 23-125.

PASSING LEADERS:

UNI — Steve Beard 50-19-1, 247.
MU — Kresser 24-9-2, 97.

RECEIVING LEADERS:

UNI — Alonzo Clayton 5-113, Lincoln Sharar 4-61.
MU — Moss 3-46, Martin 5-42.

TACKLE LEADERS:

UNI — Tim Miller 8-2, 2 TFL, 2 Sacks; Dannie Spann 4-5.
MU — Beckett 4-4, 1 PBU; Lyon 4-2, 2 TFL; Swafford 4-2, 2 PBU; McCloud 3-3.

LAST TIME IT HAPPENED

INDIVIDUAL

100 Yards Rushing: 144, Justin Roberson vs. Western Illinois, 11-16-96
200 Yards Rushing: 248, Jeff Stovall vs. Southern Illinois, 10-26-96
200 Yards Passing: 360, Steve Beard vs. William & Mary, 12-7-96
300 Yards Passing: 360, Steve Beard vs. William & Mary, 12-7-96
400 Yards Passing: 418, Mike Smith vs. Northeast Louisiana, 12-12-87
300 Yards Total Offense: 350, Steve Beard vs. William & Mary, 12-7-96
100 Yards Receiving: 245, Dedric Ward vs. William & Mary, 12-7-96
150 Yards Receiving: 245, Dedric Ward vs. William & Mary, 12-7-96
200 Yards Receiving: 245, Dedric Ward vs. William & Mary, 12-7-96
2 TDs Rushing: Jeff Stovall vs. William & Mary, 12-7-96
3 TDs Rushing: Jeff Stovall vs. Southwest Missouri State, 10-19-96
4 TDs Rushing: Terry Allen vs. North Dakota, 10-7-78
2 TDs Receiving: Dedric Ward vs. William & Mary, 12-7-96
3 TDs Receiving: Dedric Ward vs. Indiana State, 11-9-96
4 TDs Receiving: Dedric Ward vs. Western Illinois, 9-29-95
3 Field Goals: Matt Waller vs. William & Mary, 12-7-96
4 Field Goals: Matt Waller vs. Southwest Missouri State, 9-17-94
5 Field Goals: Brian Mitchell vs. Idaho, 9-28-91
50+ Field Goal: 51, Matt Waller vs. Southern Illinois, 10-26-96
Kickoff Return for a TD: 97, Tyree Talton vs. Eastern Illinois, 11-30-96
Punt Return for a TD: 46, Dedric Ward vs. St. Cloud State, 9-7-96
2 Punt Returns for TDs: 46/42, Dedric Ward vs. St. Cloud State, 9-7-96
Interception Return for a TD: 48, Terrance Malone vs. Western Illinois, 11-16-96
Fumble Recovery for a TD: Alonzo Clayton vs. Winona State, 11-18-95
2 Interceptions: Tyree Talton vs. Southern Illinois, 10-26-96
3 Interceptions: Tyree Talton vs. Iowa, 9-9-95





TEAM

Safety: vs. Illinois State, 11-11-96
200 Yards Rushing: 239 vs. Western Illinois, 11-16-96
300 Yards Rushing: 300 vs. Winona State, 11-18-95
200 Yards Passing: 360 vs. William & Mary, 12-7-96
300 Yards Passing: 360 vs. William & Mary, 12-7-96
400 Yards Passing: 432 vs. Indiana State, 11-9-91
400 Yards Total Offense: 448 vs. William & Mary, 12-7-96
500 Yards Total Offense: 523 vs. Southern Illinois, 10-26-96
600 Yards Total Offense: 650 vs. Indiana State, 11-9-91
30 Points: 38 vs. William & Mary, 12-7-96
40 Points: 47 vs. Illinois State, 11-11-96
50 Points: 55 vs. Lock Haven, 9-16-95
60 Points: 77 vs. Wayne State, 11-7-88
3 TDs Rushing: 4 vs. Southwest Missouri State, 10-19-96
4 TDs Rushing: vs. Southwest Missouri State, 10-19-96
5 TDs Rushing: vs. Western Illinois, 10-29-94
6 TDs Rushing: 7 vs. Morgan State, 9-17-88
2 TDs Passing: vs. Marshall, 12-14-96
3 TDs Passing: vs. Indiana State, 11-9-96
4 TDs Passing: 5 vs. Illinois State, 10-11-96
5 TDs Passing: vs. Illinois State, 10-11-96
6 TDs Passing: vs. McNeese State, 11-8-86
20 First Downs: 21, vs. William & Mary, 12-7-96
25 First Downs: 28, vs. Southern Illinois, 10-26-96
30 First Downs: 35, vs. Northeast Louisiana, 12-12-87

PANTHERS

1997 Gateway Football Conference Tentative Schedule

Opponents

	 Illinois State	 Indiana State	 Northern Iowa	 Southern Illinois	 Southwest Missouri	 Western Illinois	 Youngstown State
Aug. 28/30	at Southern Utah 6:00 p.m.	(Thursday) at Murray State 6:30 p.m.			(Thursday) Pittsburg State 7:00 p.m.	(Thursday) Eastern Illinois 8:30 p.m.	(Thursday) Slippery Rock 7:00 p.m. EDT
Sept. 6	Buffalo 6:30 p.m.	Kentucky State 6:30 p.m.	at Iowa 1:05 p.m.	at Nicholls State 7:00 p.m.	at Jacksonville St. 1:00 p.m.	Truman State 1:30 p.m.	Kent State 7:00 p.m. EDT
Sept. 13	at SE Missouri State 7:00 p.m.	at North Texas 6:35 p.m.	Mankato State 6:30 p.m.	Murray State 1:30 p.m.	McNeese State 7:00 p.m.	at Alcorn State 1:00 p.m.	
Sept. 20	Eastern Illinois 6:30 p.m.	*Southern Illinois 6:30 p.m.	at McNeese State 7:00 p.m.	*at Indiana State 6:30 p.m.	Tennessee-Martin 7:00 p.m.	at Marshall 6:00 p.m.	at Boston Univ. 1:00 p.m. EDT
Sept. 27	at UNLV 9:00 p.m.		*Southern Illinois 6:30 p.m.	*at Northern Iowa 6:30 p.m.			Hofstra 7:00 p.m. EDT
Oct. 4	*Northern Iowa 3:30 p.m.	*Youngstown St. 2:00 p.m.	*at Illinois State 3:30 p.m.	*SW Missouri 1:30 p.m.	*at Southern Illinois 1:30 p.m.	at Southern Utah 2:00 p.m.	*at Indiana State 3:00 p.m. EDT
Oct. 11	*at Southern Illinois 1:30 p.m.	*at SW Missouri 1:30 p.m.	*at Western Illinois 1:00 p.m.	*Illinois State 1:30 p.m.	*Indiana State 1:30 p.m.	*Northern Iowa 1:00 p.m.	Buffalo 1:00 p.m. EDT
Oct. 18	*at SW Missouri 1:30 p.m.	*Western Illinois 1:30 p.m.	*Youngstown St. 1:30 p.m.	at South Florida 7:00 p.m.	*Illinois State 1:30 p.m.	*at Indiana State 1:30 p.m.	*at Northern Iowa 2:30 p.m. EDT
Oct. 25	*Indiana State 1:30 p.m.	*at Illinois State 1:30 p.m.	at Cal Poly 3:00 p.m.	Western Kentucky 1:30 p.m.	*at Western Illinois 1:00 p.m.	*SW Missouri 1:00 p.m.	
Nov. 1	*at Youngstown St. 12:00 p.m.	Eastern Illinois 1:30 p.m. EST	*at SW Missouri 1:30 p.m.	*at Western Illinois 1:00 p.m.	*Northern Iowa 1:30 p.m.	*Southern Illinois 1:00 p.m.	*Illinois State 1:00 p.m. EST
Nov. 8	*Western Illinois 1:30 p.m.	Western Kentucky 1:30 p.m. EST	Southern Utah 6:30 p.m.	*Youngstown St. 1:30 p.m.	at Arkansas State 2:00 p.m.	*at Illinois State 1:30 p.m.	*at Southern Illinois 2:30 p.m. EST
Nov. 15		*at Northern Iowa 7:30 p.m. EST	*Indiana State 6:30 p.m.	at SE Missouri 1:00 p.m.	*at Youngstown St. 12:00 p.m.		*SW Missouri 1:00 p.m. EST
Nov. 22						*at Youngstown State 12:00 p.m.	*Western Illinois 1:00 p.m. EST

*indicates Gateway games; all times Central unless noted

Game 1

IOWA HAWKEYES

September 6, 11:30 a.m., Kinnick Stadium, Iowa City, IA

Location: Iowa City, IA 52242

Founded: 1847

Enrollment: 27,000

Colors: Old Gold and Black

Nickname: Hawkeyes

Conference: Big Ten (1-A)

Stadium (Capacity): Kinnick (70,397)

Turf: Natural

President: Dr. Mary Sue Coleman

Athletic Director: Bob Bowlsby

Head Coach: Hayden Fry

Record at School (Years): 133-76-6 (18 Years)

Career Record (Years): 222-165-10 (35 Years)

Fry Versus Northern Iowa: 1-0

Assistant Coaches: Don Patterson (Offensive Coordinator, Quarterbacks, Receivers), Bob Elliott (Defensive Coordinator, Defensive Ends), John Austin (Defensive Line), Bret Bielema (Linebackers), Mark Hendrickson (Tight Ends, Specialty Teams), Larry Holton (Running Backs), Gene Jones (Recruiting Coordinator), Chuck Long (Defensive Backfield), Frank Verducci (Offensive Line).

Offensive Set: Multiple **Defensive Set:** 5-2

Lettermen Lost: 17 **Lettermen Returning:** 30

Starters Lost: 9 **Starters Returning:** 15

Returning Starters: OG Matt Reischl, OG Derek Rose, OT Jeremy McKinney, TE Chris Knipper, QB Matt Sherman, WR Tim Dwight, FB Michael Burger, DT Jared DeVries, NG Aron Klein, DT Jon LaFleur, LB Vernon Rollins, LB Matt Hughes, DB Kerry Cooks, DB Plez Atkins, PK Zach Bromert.

Series Record: Iowa leads 11-1



Hayden Fry

1997 SCHEDULE

Sept. 6	Northern Iowa	11:30
Sept. 13	Tulsa	1:05
Sept. 20	@Iowa State	1:00
Sept. 27	Illinois	1:05
Oct. 4	@Ohio State	12:30
Oct. 18	@Michigan	12:00
Oct. 25	Indiana	1:05
Nov. 1	Purdue	1:05
Nov. 8	@Wisconsin	1:05
Nov. 15	@Northwestern	1:05
Nov. 22	Minnesota	1:05

1996 RESULTS (9-3, 6-2 T3RD)

21	Arizona	20	W
38	Iowa State	13	W
20	@Tulsa	27	L
37	Michigan State	30	W
31	@Indiana	10	W
21	@Penn State	20	W
26	Ohio State	38	L
31	@Illinois	21	W
13	Northwestern	40	L
31	Wisconsin	0	W
43	@Minnesota	24	W
27	(n)Texas Tech (Alamo Bowl)	0	W

Football SID: Phil Haddy

Office/Home Phones: 319-335-9411/351-3012

FAX: 319-335-9417

FAX On Demand: Code 282, Notes & stats Request no. 1605, Stats only 1606

Press Box Phone: 319-335-9466

Game 2

MANKATO STATE MAVERICKS

September 13, 6:30 p.m., UNI-Dome, Cedar Falls, IA

Location: Mankato, MN 56002-8400

Founded: 1868

Enrollment: 12,450

Colors: Purple and Gold

Nickname: Mavericks

Conference: North Central (NCAA II)

Stadium (Capacity): Blakeslee Field (7,000)

Turf: Natural

President: Dr. Richard Rush

Athletic Director: Don Amiot

Head Coach: Dan Runkle

Record at School (Years): 88-89-2 (16 Years)

Career Record (Years): 88-89-2 (16 Years)

Runkle Versus Northern Iowa: 0-1-1

Assistant Coaches: Chris Mussman (Offensive Coordinator, Offensive Line), Marty Monroe (Defensive Coordinator, Linebackers), Ron Reece (Outside Linebackers), Greg Clough (Defensive Backs), Tim Quinlan (Defensive Line).

Offensive Set: Pro Set **Defensive Set:** Multiple

Lettermen Lost: 15 **Lettermen Returning:** 35

Starters Lost: 12 **Starters Returning:** 12

Returning Starters: FL John Davis, SE Chad Ellman, K Greg Janacek, DL Jason Westerlund, DL Mike Roquemore, LB Maffeo Irby, DB Cleo Miller, DB Brandon Grant, DB Julius Washington.

Series Record: Northern Iowa leads 9-2-3



Dan Runkle

1997 SCHEDULE

Sept. 6	@Minnesota-Duluth	6:00
Sept. 13	@Northern Iowa	6:30
Sept. 20	South Dakota	1:00
Sept. 27	@South Dakota State	1:00
Oct. 4	@St. Cloud State	12:00
Oct. 11	North Dakota	1:00
Oct. 18	@Northern Colorado	2:00
Oct. 25	Morningside	1:00
Nov. 1	@Nebraska-Omaha	1:00
Nov. 8	North Dakota State	1:00
Nov. 15	Augustana	1:00

1996 RESULTS (5-6, 4-5 6TH)

34	Minnesota-Duluth	18	W
25	@Northwest Missouri State	41	L
16	@Nebraska-Omaha	15	W
31	Morningside College	21	W
27	@Northern Colorado	44	L
42	St. Cloud State	48	L
10	North Dakota	49	L
27	@North Dakota State	48	L
44	Augustana	43	W
31	South Dakota	30	W
27	@South Dakota State	31	L

Football SID: Paul Allan

Office/Home Phones: 507-389-2625/389-2373

FAX: 507-389-1923

FAX On Demand: None

Press Box Phone: 507-389-5282/5283

PANTHERS

Game 3

MCNEESE STATE COWBOYS

September 20, 7:00 p.m., Cowboy Stadium, Lake Charles, LA

Location: Lake Charles, LA 70609

Founded: 1939

Enrollment: 8,400

Colors: Blue and Gold

Nickname: Cowboys

Conference: Southland (NCAA 1-AA)

Stadium (Capacity): Cowboy Stadium (17,410)

Turf: Grass

President: Dr. Robert Hebert

Athletic Director: Sonny Watkins

Head Coach: Bobby Keasler

Record at School (Years): 56-29-2 (7 Years)

Career Record (Years): 56-29-2 (7 Years)

Keasler Versus Northern Iowa: 2-3

Assistant Coaches: Kirby Bruchhaus (Defensive Coordinator), Mike Santiago (Offensive Coordinator), John Nagle (Running Backs), Chris Truax (Offensive Line), Mike Collins (Linebackers), Tommy Tate (Defensive Backs), Scott Stoker (Receivers).

Offensive Set: Multiple **Defensive Set:** 4-2-5

Lettermen Lost: 10 **Lettermen Returning:** 46

Starters Lost: 6 **Starters Returning:** 16

Returning Starters: QB Tim Leger, TE Chris Fontenot, WR Donnie Ashley, WR William Davis, OT Reggie Nelson, C Derrick Hennigan, TB Derrick Beavers, DE Antoine Goza, DE Blair Bradley, DT Chris Thompson, DT Aundra Miller, LB Charles Ayro, CB Marcus LeBlanc, CB Delphine Lee, SS Clyde Williams, SS Danrell Lee.

Series Record: Northern Iowa leads 5-2



Bobby Keasler

1997 SCHEDULE

Sept. 6	Southeast Oklahoma	7:00
Sept. 13	@Southwest Missouri State	7:00
Sept. 20	Northern Iowa	7:00
Sept. 27	@Jacksonville State	TBA
Oct. 4	Arkansas Tech	7:00
Oct. 11	Northwestern State	7:00
Oct. 25	@Stephen F. Austin	2:00
Nov. 1	Sam Houston State	7:00
Nov. 8	@Southwest Texas	TBA
Nov. 15	Troy State	7:00
Nov. 22	@Nicholls State	6:30

1996 RESULTS (3-8, 1-5 5TH)

7	Southwest Missouri State	12	L
10	James Madison	24	L
37	Angelo State	23	W
10	@Northern Iowa	10	L
49	Arkansas-Monticello	3	W
12	@Troy State	16	L
25	@Sam Houston State	30	L
37	Stephen F. Austin	38	L
13	Southwest Texas	16	L
20	@Northwestern State	3	W
16	Nicholls State	17	L

Football SID: Louis Bonnette

Office/Home Phones: 318-475-5207/477-4182

FAX: 318-475-5202

FAX On Demand: Code 752, Stats 1201, Facts & Notes 1202, Rosters 1204

Press Box Phone: 318-475-5225

Opponents

Game 4

SOUTHERN ILLINOIS SALUKIS

September 27, 6:30 p.m., UNI-Dome, Cedar Falls, IA

Location: Carbondale, IL 62901

Founded: 1869

Enrollment: 22,500

Colors: Maroon and White

Nickname: Salukis

Conference: Gateway (NCAA 1-AA)

Stadium: McAndrew (17,312)

Turf: Artificial

President: Donald L. Beggs

Athletic Director: Jim Hart

Head Coach: Jan Quarless

Record at School (Years): 0-0 (1st Year)

Career Record (Years): 0-0 (1st Year)

Quarless Versus Northern Iowa: 0-0

Assistant Coaches: Tommie Liggins (Assistant Head Coach, Wide Receivers), Cap Boso (Offensive Line), Rod Sherrill (Offensive Line), Brian Von Bergen (Running Backs), Dave Dunkelberger (Defensive Coordinator, Linebackers), Netto Purnsley (Linebackers), Mike Mahoney (Defensive Line, Special Teams), Ron Lambert (Defensive Secondary).

Offensive Set: Multiple **Defensive Set:** Multiple

Lettermen Lost: 19 **Lettermen Returning:** 35

Starters Lost: 15 **Starters Returning:** 9

Returning Starters: WR Reggie Fowler, OL Jason Krivis, OL Nate Orsburn, OL Lawrence Watkins, RB Bryan Nolibertowicz, LB Ryan Hallahan, LB Greg Harrison, DL David Reid, DB Duane Lawrence, PK Matt Simonton.

Series Record: Northern Iowa leads 9-6



Jan Quarless

1997 SCHEDULE

Sept. 6	@Nicholls State	7:00
Sept. 13	Murray State	1:30
Sept. 20	@Indiana State	6:30
Sept. 27	@Northern Iowa	6:30
Oct. 4	Southwest Missouri State	1:30
Oct. 11	Illinois State	1:30
Oct. 18	@South Florida	6:00
Oct. 25	Western Kentucky	1:30
Nov. 1	@Western Illinois	1:00
Nov. 8	Youngstown State	12:30
Nov. 15	@Southeast Missouri State	1:00

1996 RESULTS (5-6, 1-4 5TH)

24	Central Arkansas	12	W
27	Tennessee-Martin	14	W
38	@Murray State	48	L
48	Winston-Salem State	18	W
38	@Illinois State	35	W
17	@Southwest Missouri State	24	L
13	Indiana State	24	L
19	Western Illinois	26	L
7	Northern Iowa	33	L
37	@Western Kentucky	51	L
34	Southeast Missouri	17	W

Football SID: Fred Huff

Office/Home Phones: 618-453-7235/542-2780

FAX: 618-453-2648

FAX On Demand: Code 682, Release & Stats 2205, Depth Charts 2206, Rosters 2207, Stats Only 2208.

Press Box Phone: 618-453-3049

Game 5

ILLINOIS STATE REDBIRDS

October 4, 3:30 p.m., Hancock Stadium, Normal, IL

Location: Normal, IL 61790-7130

Founded: 1857

Enrollment: 19,409

Colors: Red and White

Nickname: Redbirds

Conference: Gateway (NCAA 1-AA)

Stadium: Hancock (15,000)

Turf: AstroTurf

President: Dr. David Strand

Athletic Director: Rick Greenspan

Head Coach: Todd Berry

Record at School (Years): 3-8 (1 Year)

Career Record (Years): 3-8 (1 Year)

Berry Versus Northern Iowa: 0-1

Assistant Coaches: David Blackwell (Defensive Line/Recruiting Coordinator), John Bond (Offensive Coordinator/Quarterbacks), Rick Byas (Defensive Backs), Harold Etheridge (Offensive Line), Dennis Therrell (Assistant Head Coach/Defensive Coordinator/Linebackers), Tucker Waugh (Receivers).

Offensive Set: Multiple **Defensive Set:** 46

Lettermen Lost: 19 **Lettermen Returning:** 30

Starters Lost: 10 **Starters Returning:** 12

Returning Starters: LB Tim Angsten, OT Eric Delaere, DT Larry Fitzpatrick, S Adam Franklin, WR Rick Garrett, DE Travis Niekamp, WR Terel Patrick, LB Phillip Robinson, C Matt Rosner, LB Percy Scott, OG Robert Zielinski.

Series Record: Northern Iowa leads 10-3



Todd Berry

1997 SCHEDULE

Aug. 30	@Southern Utah	6:00
Sept. 6	Buffalo	6:30
Sept. 13	@Southeast Missouri	7:00
Sept. 20	Eastern Illinois	6:30
Sept. 27	@Nevada-Las Vegas	TBA
Oct. 4	Northern Iowa	3:30
Oct. 11	@Southern Illinois	1:30
Oct. 18	@Southwest Missouri State	1:30
Oct. 25	Indiana State	1:30
Nov. 1	@Youngstown State	12:00
Nov. 8	Western Illinois	1:30

1996 RESULTS (3-8, 0-5 6TH)

35	@Buffalo	41	L
14	@North Texas	20	L
29	Southeast Missouri State	0	W
31	OT Youngstown State	28	W
35	Southern Illinois	38	L
10	@Northern Iowa	47	L
7	@Indiana State	23	L
13	Southwest Missouri State	24	L
15	@Central Florida	42	L
11	@Western Illinois	28	L
26	Tennessee Tech	15	W

Football SID: Kenny Mossman

Office/Home Phones: 309-438-3805/309-888-4023

FAX: 309-438-5634

FAX On Demand: Code 682, Release 1505, Statistics 1506

Press Box Phone: 309-438-2272/2280

Game 6

WESTERN ILLINOIS LEATHERNECKS

October 11, 1:00 p.m., Hanson Field, Macomb, IL

Location: Macomb, IL 61455

Founded: 1899

Enrollment: 12,000

Colors: Purple and Gold

Nickname: Leathernecks

Conference: Gateway (NCAA 1-AA)

Stadium: Hanson Field (15,000)

Turf: Natural

President: Dr. Donald Spencer

Athletic Director: Dr. Helen Smiley

Head Coach: Randy Ball

Record at School (Years): 42-36-1 (7 Years)

Career Record (Years): 42-36-1 (7 Years)

Ball Versus Northern Iowa: 1-6

Assistant Coaches: Bill Wilt (Assistant Head Coach/Defensive Coordinator/Defensive Line), Doug Downing (Offensive Coordinator/Quarterbacks), Deion Melvin (Linebackers), Chris Klieman (Defensive Backs), Curt Strasheim (Running Backs), Chad Remmert (Wide Receivers), Mark Caballero (Offensive Line).

Offensive Set: Multiple **Defensive Set:** 4-3

Lettermen Lost: 14 **Lettermen Returning:** 32

Starters Lost: 13 **Starters Returning:** 11

Returning Starters: WR Thedo Griffin, OT Bob Dymont, OT Jim VanVlymen, OG Jason Grott, C Chip McPheeters, QB Jeff Hecklinski, FB Ed Josephs, DE Don Shymkewich, LB Ty Locatelli, FS Frank Spraggins, CB Brad Freeman, PK Keith Jones, P Jeff Baker.

Series Record: Northern Iowa leads 18-7



Randy Ball

1997 SCHEDULE

Aug. 28	Eastern Illinois	6:30
Sept. 6	Truman State	1:30
Sept. 13	@Alcorn State	1:00
Sept. 20	@Marshall	6:00
Oct. 4	@Southern Utah	2:00
Oct. 11	Northern Iowa	1:00
Oct. 18	@Indiana State	1:30
Oct. 25	Southwest Missouri State	1:00
Nov. 1	Southern Illinois	1:00
Nov. 8	@Illinois State	1:00
Nov. 22	@Youngstown State	12:00

1996 RESULTS (9-3, 3-2 T2ND)

44	Northwest Oklahoma State	21	W
17	@Northern Illinois	0	W
34	Alcorn State	17	W
18	@Hofstra	9	W
7	Indiana State	10	L
10	@Eastern Illinois	7	W
26	@Southern Illinois	19	W
51	Cal Poly SLO	10	W
23	@Southwest Missouri State	17	W
28	Illinois State	11	W
6	@Northern Iowa	30	L
6	@Murray State	34	L

Football SID: Doug Smiley

Office/Home Phones: 309-298-1133/837-6744

FAX: 309-298-3366

FAX On Demand: Code 432, Release 1045, Statistics 1046

Press Box Phone: 309-298-1227

PANTHERS

Game 7

YOUNGSTOWN STATE PENGUINS

October 18, 1:30 p.m., UNI-Dome, Cedar Falls, IA

Location: Youngstown, OH 44555-3718

Founded: 1908

Enrollment: 13,273

Colors: Red and White

Nickname: Penguins

Conference: Gateway (NCAA 1-AA)

Stadium: Stambaugh/Dwight Beede Field (20,630)

Turf: Artificial

President: Dr. Leslie H. Cochran

Athletic Director: Jim Tressel

Head Coach: Jim Tressel

Record at School (Years): 95-44-2 (11 Years)

Career Record (Years): 95-44-2 (11 Years)

Tressel Versus Northern Iowa: 1-2

Assistant Coaches: Ken Conatser (Assistant Head Coach/Special Teams/Outside Linebackers), John Klacik (Offensive Coordinator/Offensive Line), Sam Eddy (Running Backs), Bub Tucker (Defensive Coordinator), Bob Stoops (Defensive Line), Mike Sullivan (Defensive Secondary), Herb Williams (Wide Receivers), Mike Priefer (Tight Ends/Offensive Line), Mike Cochran (Strength).

Offensive Set: Multiple **Defensive Set:** Bear

Lettermen Lost: 14 **Lettermen Returning:** 42

Starters Lost: 5 **Starters Returning:** 19

Returning Starters: TB Jake Andreadis, FB Adrian Brown, HB Andre Cook, DL Harry Deligianis, DE Jarrit Goode, OT Matt Hogg, SS Eugene Lewis, OT Todd Kollar, WR Willis Marshall, OG Frank Page, CB Tony Pannunzio, LB Tom Paolucci, WR Renauld Ray, C Ian Shirey, FS Dwyte Smiley, LB Mike Stanec, LB Kawonza Swan, QB Demond Tidwell, QB Jared Zwick.

Series Record: Northern Iowa leads 7-4



Jim Tressel

1997 SCHEDULE

Aug. 28	Slippery Rock	6:00
Sept. 6	Kent State	6:00
Sept. 20	@Boston University	12:00
Sept. 27	Hofstra	6:00
Oct. 4	@Indiana State	2:00
Oct. 11	Buffalo	12:00
Oct. 18	@Northern Iowa	1:30
Nov. 1	Illinois State	12:00
Nov. 8	@Southern Illinois	12:30
Nov. 15	Southwest Missouri State	12:00
Nov. 22	Western Illinois	12:00

1996 RESULTS (8-3)

28	Wofford College	0	W
22	Slippery Rock	0	W
12	@Kent State	28	L
28	@Illinois State	31	L
51	Clarion University	10	W
17	@Buffalo	6	W
38	Ashland University	3	W
24	Northwestern State	14	W
10	Northern Iowa	23	L
17	@Southwest Missouri State	13	W
14	@Hofstra	3	W

Football SID: TBA

Office/Home Phones: 330-742-3192/TBA

FAX: 330-742-3191

FAX On Demand: Code 432, Release 1015, Statistics 1016

Press Box Phone: 330-742-3192/2345/1966

Game 8

CAL POLY

October 25, 3:00 p.m., Mustang Stadium, San Luis Obispo, CA

Location: San Luis Obispo, CA 93407

Founded: 1901

Enrollment: 16,500

Colors: Green and Gold

Nickname: Mustangs

Conference: Independent

Stadium: Mustang Stadium (8,500)

Turf: Grass

President: Dr. Warren J. Baker

Athletic Director: John McCutcheon

Head Coach: Larry Welsh

Record at School (Years): 0-0 (1st Year)

Career Record (Years): 0-0 (1st Year)

Welsh Versus Northern Iowa: 0-0

Assistant Coaches: George Booker (Defensive Line), Sam DeRose (Defensive Coordinator), Phil Earley (Offensive Coordinator), Payam Saadat (Inside Linebackers), Robby Smith (Wide Receivers), Brandon Stott (Running Backs), Eric Tautolo (Offensive Line/Tight Ends), Bill Tripp (Offensive Line).

Offensive Set: Multiple **Defensive Set:** 4-3

Lettermen Lost: 10 **Lettermen Returning:** 43

Starters Lost: 6 **Starters Returning:** 16

Returning Starters: QB Alli Abrew, OL Pat Behr, QB Nate Ecklund, DE Rico Felice, OL Sam Genzone, DT Juan Gonzalez, DB Kiko Griffin, OL Doug Lichtenberger, WR Kamil Loud, DB Andy Nicholson, OL Matt Oliver, LB Brett Sagaser, DL Andy Sverchek, RB Antonio Warren, RB Craig Young.

Series Record: 1st Meeting

CAL POLY



Larry Welsh

1997 SCHEDULE

Sept. 6	@UC-Davis	9:00
Sept. 13	Western Montana	8:00
Sept. 20	Western New Mexico	8:00
Sept. 27	@Saint Mary's	3:00
Oct. 4	@New Mexico State	TBA
Oct. 11	Simon Fraser	8:00
Oct. 25	Northern Iowa	3:00
Nov. 1	@Liberty	TBA
Nov. 8	@Montana State	2:35
Nov. 15	Dayton	3:00
Nov. 22	Sacramento State	3:00

1996 RESULTS (5-6)

32	OT @Idaho State	35	L
0	@Montana	43	L
20	Weber State	30	L
41	Central Washington	14	W
33	@Idaho	38	L
34	Saint Mary's	33	W
45	Southern Utah	34	W
10	@Western Illinois	51	L
17	UC-Davis	13	W
20	@Montana State	37	L
48	@Sacramento State	28	W

Football SID: Jason Sullivan

Office/Home Phones: 805-756-6531/549-0273

FAX: 805-756-2650

FAX On Demand: None

Press Box Phone: 805-756-2410

Game 9

SOUTHWEST MISSOURI STATE BEARS

November 1, 1:30 p.m., Plaster Field, Springfield, MO

Location: Springfield, MO 65804

Founded: 1905

Enrollment: 17,570

Colors: Maroon and White

Nickname: Bears

Conference: Gateway (NCAA 1-AA)

Stadium: Plaster Field (16,300)

Turf: OmniTurf

President: Dr. John Keiser

Athletic Director: Bill Rowe

Head Coach: Del Miller

Record at School (Years): 11-11 (2 Years)

Career Record (Years): 11-11 (2 Years)

Miller Versus Northern Iowa: 0-2

Assistant Coaches: Mitch Ware (Assistant Head Coach, Running Backs, Offensive Coordinator), Ozzie Riley (Linebackers), Rick Nelson (Offensive Line), J.C. Harper (Co-Defensive Coordinator, Defensive Line), Bob Boyce (Co-Defensive Coordinator, Secondary), Ron Totarsky (Tight Ends, Assistant Offensive Line, Recruiting Coordinator), Tim Beck (Passing Game Coordinator, Quarterbacks, Receivers), Kitt Rawlings (Assistant Secondary).

Offensive Set: Multiple **Defensive Set:** Multiple

Lettermen Lost: 24 **Lettermen Returning:** 28

Starters Lost: 12 **Starters Returning:** 10

Returning Starters: OT Brad Kubik, OT Jason Whittle, OG Ryan Touhey, OG Aaron Light, WR Jason Cannon, WR Chance Thurman, QB Jeremy Hoog, LB Brad Duke, LB Davis Moore, SS Michael Holloway.

Series Record: Northern Iowa leads 14-3



Del Miller

1997 SCHEDULE

Aug. 28	Pittsburg State	7:00
Sept. 6	@Jacksonville State	1:00
Sept. 13	McNeese State	7:00
Sept. 20	Tennessee-Martin	7:00
Oct. 4	@Southern Illinois	1:30
Oct. 11	Indiana State	1:30
Oct. 18	Illinois State	1:30
Oct. 25	@Western Illinois	1:30
Nov. 1	Northern Iowa	1:30
Nov. 8	@Arkansas State	2:00
Nov. 15	@Youngstown State	12:00

1996 RESULTS (7-4, 3-2 T2ND)

20	@Oklahoma State	23 OT	L
12	@McNeese State	7	W
44	Truman State	13	W
39	@Tennessee-Martin	7	W
34	Jacksonville State	9	W
24	Southern Illinois	17	W
31	@Northern Iowa	38	L
24	@Illinois State	13	W
17	Western Illinois	23	L
13	Youngstown State	17	L
27	@Indiana State	12	W

Football SID: Mark Stillwell

Office/Home Phones: 417-836-5402/862-7962

FAX: 417-836-4868

FAX On Demand: Code 682, Roster 1811, Statistics 1812, Release & Statistics 1813

Press Box Phone: 417-836-5976

Game 10

SOUTHERN UTAH THUNDERBIRDS

November 8, 6:30 p.m., UNI-Dome, Cedar Falls, IA

Location: Cedar City, UT 84720

Founded: 1897

Enrollment: 5,500

Colors: Scarlet and White

Nickname: Thunderbirds

Conference: Independent (NCAA 1-AA)

Stadium: Eccles Coliseum (8,500)

Turf: Grass

President: Dr. Steven Bennion

Athletic Director: Jack Bishop

Head Coach: C. Ray Gregory

Record at School (Years): 0-0 (1st Year)

Career Record (Years): 0-0 (1st Year)

Gregory Versus Northern Iowa: 0-0

Assistant Coaches: Jeff Hammerschmidt (Defensive Coordinator), Gary Coston (Defensive Backs), Tony Grazzini (Defensive Line), Chris Howard (Running Backs), Kyle Davis (Offensive Line), Mike Bowring (Receivers).

Offensive Set: Spread Option **Defensive Set:** Flex

Lettermen Lost: 28 **Lettermen Returning:** 22

Starters Lost: 16 **Starters Returning:** 11

Returning Starters: QB Joe Dupaix, FB Brook Madsen, Slot Roosevelt Miller, Slot Terry Rose, OG Adam Black, OT Curtis Cook, LB Clay Marshall, DT Ahaz Griffith, LB Tom Barber, CB Kenny Lindsay, FS Chad Huntsman.

Series Record: Northern Iowa leads 1-0



C. Ray Gregory

1997 SCHEDULE

Aug. 30	Illinois State	8:00
Sept. 6	Fort Lewis	8:00
Sept. 13	@Weber State	7:35
Sept. 20	@Arkansas State	6:00
Sept. 27	Montana Tech	8:00
Oct. 4	Western Illinois	2:00
Oct. 18	@Idaho State	7:05
Oct. 25	@Southwest Texas State	3:00
Nov. 1	UC-Davis	2:00
Nov. 8	@Northern Iowa	6:30
Nov. 15	@Saint Mary's	3:00

1996 RESULTS (4-7)

21	Northern Iowa	31	L
35	Rocky Mountain	7	W
13	@Northern Arizona	43	L
27	Western State	24	W
42	Montana Tech	17	W
13	@Montana	44	L
41	Southwest Texas	27	W
34	@Cal Poly-San Luis Obispo	45	L
21	@New Mexico State	52	L
20	Saint Mary's	38	L
19	@UC-Davis	26	L

Football SID: Neil Gardner

Office/Home Phones: 801-586-7753/586-1127

FAX: 801-865-8037

FAX On Demand: None

Press Box Phone: 801-586-5447

PANTHERS

Game 11

INDIANA STATE SYCAMORES

November 15, 6:30 p.m., UNI-Dome, Cedar Falls, IA

Location: Terre Haute, IN 47802

Founded: 1865

Enrollment: 11,484

Colors: Royal Blue and White

Nickname: Sycamores

Conference: Gateway (NCAA 1-AA)

Stadium: Memorial Stadium (12,764)

Turf: SuperTurf

President: Dr. John Moore

Athletic Director: Larry Gallo, Jr.

Head Coach: Dennis Raetz

Record at School (Years): 90-98-1 (17 Years)

Career Record (Years): 90-98-1 (17 Years)

Raetz Versus Northern Iowa: 3-10

Assistant Coaches: Tim McGuire (Assistant Head Coach/Defensive Coordinator/Secondary), Bill Dudley (Offensive Coordinator, Quarterbacks), Mark Smith (Special Teams/Defensive Line), Bruce Cowdrey (Recruiting Coordinator/Offensive Line), Matt Egloff (Inside Linebackers), Chris Wilson (Outside Linebackers), Bill Lange (Tight Ends), Bret Schnieber (Wide Receivers).

Offensive Set: Multiple **Defensive Set:** 5-2

Lettermen Lost: 20 **Lettermen Returning:** 37

Starters Lost: 10 **Starters Returning:** 12

Returning Starters: TE Chad Ames, C Doug Hurt, OG Mike Nichols, OG Ace Robertson, WR Courtland Tubbs, OT Marque Wiese, SS Kyle Bibbs, OLB Matt Graham, FS Robert High, DE David Hunter, DE Shannon Jackson, NT David Remter.

Series Record: Northern Iowa leads 10-3



Dennis Raetz

1997 SCHEDULE

Aug. 28	@Murray State	6:30
Sept. 6	Kentucky State	6:30
Sept. 13	@North Texas	6:35
Sept. 20	Southern Illinois	6:30
Oct. 4	Youngstown State	2:00
Oct. 11	@Southwest Missouri State	1:30
Oct. 18	Western Illinois	1:30
Oct. 25	@Illinois State	1:30
Nov. 1	Eastern Illinois	12:30
Nov. 8	Western Kentucky	12:30
Nov. 15	@Northern Iowa	6:30

1996 RESULTS (6-5, 3-2 T2ND)

48	Mars Hill	0	W
3	@Kansas State	59	L
16	@Eastern Illinois	35	L
47	St. Joseph's (IN)	14	W
34	@Liberty	10	W
10	@Western Illinois	7	W
24	@Southern Illinois	13	W
23	Illinois State	7	W
20	@Western Kentucky	27	L
19	Northern Iowa	35	L
12	Southwest Missouri State	27	L

Football SID: Chris Burkhalter

Office/Home Phones: 812-237-4161/234-7251

FAX: 812-237-4157

FAX On Demand: Code 432, Release & Game Notes 1601, Statistics Only 1602

Press Box Phone: 812-237-7656/7657

Opponents

SERIES SCORES

CAL POLY-SLO (0-0-0)

ILLINOIS STATE (10-3-0, .769)

1972-A	14-24	L
1985-A	15-3	W
1986-H	22-13	W
1987-H	48-17	W
1988-A	34-7	W
1989-A	13-32	L
1990-H	31-0	W
1991-A	17-14	W
1992-H	41-14	W
1993-A	20-19	W
1994-H	24-17	W
1995-A	29-31	L
1996-H	47-10	W

INDIANA STATE (10-3-0, .769)

1983-A	0-26	L
1985-H	24-7	W
1986-H	45-10	W
1987-A	38-14	W
1988-H	6-24	L
1989-A	24-21	W
1990-A	23-33	L

1991-H	49-21	W
1992-A	34-13	W
1993-H	17-10	W
1994-A	11-10	W
1995-H	27-10	W
1996-A	34-19	W

IOWA (1-11-0, .083)

1898-H	11-5	W
1899-A	0-22	L
1900-A	0-68	L
1901-A	0-16	L
1902-A	5-63	L
1903-A	0-29	L
1904-A	5-11	L
1905-A	5-41	L
1912-A	7-35	L
1913-A	3-45	L
1914-A	0-95	L
1995-A	13-34	L

MANKATO STATE (9-2-3, .750)

1955-H	33-7	W
1958-A	25-0	W
1959-H	21-0	W
1960-A	41-16	W

1961-H	19-0	W
1962-A	20-8	W
1963-H	14-14	T
1964-H	36-0	W
1972-H	21-0	W
1973-A	7-28	L
1974-H	28-28	T
1975-A	35-6	W
1986-A	16-16	T
1989-H	14-22	L

MCNEESE STATE (6-2-0, .750)

1986-H	55-38	W
1987-A	34-31	W
1991-H	30-5	W
1992-A	21-18	W
-H	29-7	W
1993-A	10-27	L
1994-H	24-34	L
1996-H	43-10	W

SOUTHERN ILLINOIS (9-6-0, .600)

1965-A	16-23	L
1966-H	7-30	L
1983-H	9-52	L
1984-A	10-40	L

1986-A	24-27	L
1987-H	20-3	W
1988-A	24-21	W
1989-H	38-14	W
1990-H	30-9	W
1991-A	20-21	L
1992-A	30-25	W
1993-H	49-17	W
1994-A	39-7	W
1995-H	13-0	W
1996-A	33-7	W

SOUTHERN UTAH (1-0, 1.000)

1996-A	31-21	W
--------	-------	---

SOUTHWEST MISSOURI STATE (14-3-0, .824)

1980-H	41-0	W
1981-A	21-17	W
1982-H	10-0	W
1983-A	13-35	L
1984-H	24-10	W
1985-A	38-17	W
1986-H	45-3	W
1987-A	17-13	W

1988-H	9-26	L
1989-A	22-37	L
1990-H	20-17	W
1991-A	22-0	W
1992-H	37-12	W
1993-A	20-14	W
1994-H	12-7	W
1995-A	19-17	W
1996-H	38-31	W

WESTERN ILLINOIS (18-7-0, .720)

1967-A	12-0	W
1968-H	33-6	W
1969-H	14-23	L
1970-A	7-29	L
1973-H	20-14	W
1974-A	14-40	L
1978-H	7-21	L
1979-A	38-25	W
1980-H	35-28	W
1981-A	14-21	L
1982-H	21-9	W
1983-A	32-26	W
1984-H	30-17	W
1985-A	48-14	W
1986-H	32-30	W

1987-A	52-7	W
1988-H	27-28	L
1989-A	21-10	W
1990-H	50-14	W
1991-A	24-17	W
1992-H	37-6	W
1993-A	23-25	L
1994-H	36-27	W
1995-A	38-7	W
1996-H	30-6	W

YOUNGSTOWN STATE (7-4-0, .636)

1978-H	14-31	L
1979-A	0-29	L
1980-A	38-17	W
1981-H	45-43	W
1982-A	13-25	L
1983-H	23-13	W
1984-A	16-6	W
1985-H	50-26	W
1987-H	31-28	W
1992-H	7-19	L
1996-A	23-10	W

THE GATEWAY FOOTBALL CONFERENCE

In 1997, the Gateway Football Conference takes one step eastward and one step upward. Youngstown State, located in Northeast Ohio, becomes the easternmost school in the GFC and increases league membership to seven institutions.

The Penguins have averaged more than nine wins during the past 10 years and have three 1-AA national championships to their credit, which includes back-to-back titles in 1993 and 1994. Add YSU's credentials to a league that had its best-ever success in 1996, and the 1997 campaign bodes well for Gateway membership.

The addition of YSU for 1997 marks the second straight season conference membership has changed. In 1996, charter member Eastern Illinois joined the Ohio Valley Conference and left the Gateway with six members for the first time since 1985.

YSU is immediately eligible for the conference championship, and the Gateway's seven members will vie for the league's automatic playoff berth when the 13th season of Gateway Football Conference action gets underway August 28. The Gateway is in its second decade of football competition after celebrating a decade of excellence with the conclusion of the 1994 campaign.

The original Gateway Conference was founded as a women's athletic organization in August, 1982, following the dissolution of the Association of Intercollegiate Athletics for Women. In September of that year, Patty Viverito was named the first commissioner of the newly founded conference, a position she maintains today. Before moving to its permanent headquarters in St. Louis, the Gateway spent three organizational months on the campus of Eastern Illinois. EIU was the original president institution of the league, a role that will be filled this season by Southern Illinois.

In July of 1992, the 10-team Gateway Conference disbanded as its women's programs realigned with their men's teams in their respective conferences. The

league assumed its new name on July 1, 1992, becoming the Gateway Football Conference, a NCAA 1-AA football league comprised of seven Midwest institutions.

The Gateway Conference football division was born on August 21, 1985, when the Gateway's President's Council voted to add a 1-AA football division for six of its members to the previously all women's athletics organization. Founding members of the football division were Eastern Illinois, Illinois State, Northern Iowa, Southern Illinois, Southwest Missouri State and Western Illinois. The creation of the Gateway football division marked the first time in college annals that football was added to a women's conference. In June of 1986, Indiana State became the seventh member.

Gateway football quickly became a national force on the 1-AA scene. The strength of the new league was confirmed in July of 1986 when the NCAA 1-AA Football Committee voted to waive the league's two-year waiting period and grant the Gateway an automatic bid to the national playoffs after just one season of play.

The first 12 seasons of Gateway football have been marked by continual successes. Last season, UNI and WIU represented the league in the 1-AA playoffs, with UNI advancing to the semifinals, losing to eventual national champion Marshall. UNI also advanced to the semifinals in 1985, 1987 and 1992, falling by a touchdown or less to the eventual national champions the first two years. Five of the six current league schools have been to the playoffs since 1982.

The Gateway continues to be one of the best 1-AA conferences in the nation as it plays one of the most difficult non-league slates in the country. Last season, the league compiled a 27-13 non-conference record, the best in league history, including a 1-AA best 19 wins against 1-AA non-conference foes. Five of the total losses were to 1-A competition on the road, and five others were against 1-AA ranked teams. The GFC dominated midwestern 1-AA conferences, going 7-3 against the nearby Ohio Valley and sweeping the Southland Conference in four meetings.

In addition, the Gateway has been well represented in national polls in each of its 12 years. In 1992, UNI achieved the GFC's first no. 1 national ranking, being ranked no. 1 by the NCAA and by the Sports Network polls for five weeks. UNI ended the year no. 3 and WIU appeared in the final NCAA poll at no. 20.

In 1996, the league had four teams ranked in the Sports Network top 25 the same week five times during the year. That had happened only once in league history prior to last season. The Gateway had two teams in the top 10 the same week 10 different times. That, too, had happened only once prior to last season.

The final national poll in seven of the past eight years has had at least two Gateway members among its top 25. Last year, UNI (3), WIU (13) and SMS (23) represented the league in the final poll. Although not a league member in 1996, YSU spent time in the poll last year and was ranked 18th in the final poll.

The Gateway is among seven 1-AA conferences that receive automatic bids to the NCAA 1-AA Championship. Those other leagues include the Big Sky, the Midwestern Athletic, the Ohio Valley, the Southern, the Southland and the Yankee Conferences. In 1996, the Gateway and the Yankee were the only NCAA conferences that sponsored 1-AA football as their only sport.

The 10 founders of the original Gateway currently belong to three conferences. Eight members joined their men's programs in the Missouri Valley, while EIU is in the OVC and Western Illinois competes in the Mid-Continent.



Conference

THE GATEWAY FOOTBALL CONFERENCE

1000 St. Louis Union Station

Suite 333

St. Louis, MO 63103

Phone: 314-421-2268

FAX On Demand: Code 432, Release Document 1006, Stats Document 1008

Scoreboard: 314-569-5636

FAX: 314-421-3505

Commissioner: Patty Viverito

Assistant Commissioner: Mike Kern

Supervisor of Officials: Ed Tschannen

Secretary: Jan Moore



Viverito



Kern



Tschannen

PANTHERS

1996 FINAL STANDINGS

	CONFERENCE			OVERALL		
	W	L	Pct.	W	L	Pct.
Northern Iowa	5	0	1.000	12	2	.857
Western Illinois	3	2	.600	9	3	.750
Southwest Missouri	3	2	.600	7	4	.636
Indiana State	3	2	.600	6	5	.545
Southern Illinois	1	4	.200	5	6	.455
Illinois State	0	5	.000	3	8	.273

1996 TEAM STATISTICS

(Regular Season Games Only. National Rankings in Parenthesis)

RUSHING OFFENSE	ATT	YARDS	YPA	TDS	YPG
Western Illinois (36)	526	2030	3.9	23	184.5
Southern Illinois (37)	461	2029	4.4	19	184.5
Northern Iowa (52)	468	1882	4.0	19	171.1
Indiana State (64)	435	1726	4.0	17	156.9
Southwest Missouri (67)	452	1666	3.7	17	151.5
Illinois State (96)	366	1183	3.2	14	107.5

RUSHING DEFENSE	ATT	YARDS	YPA	TDS	YPG
Southwest Missouri (4)	433	1012	2.3	12	92.0
Western Illinois (25)	383	1338	3.5	8	121.6
Indiana State (61)	508	1745	3.4	16	158.6
Illinois State (70)	523	1901	3.6	23	172.8
Southern Illinois (72)	449	1914	4.3	19	174.0
Northern Iowa (78)	490	1997	4.1	12	181.5

PASSING OFFENSE	ATT-COM-INT	PCT.	YARDS	YPA	TDS	YPG
Northern Iowa (17)	252-147-9	58.3	2700	10.7	22	245.5
Southwest Missouri (27)	351-178-12	50.7	2425	6.9	12	220.5
Southern Illinois (32)	341-184-12	54.0	2312	6.8	16	210.2
Illinois State (37)	449-244-13	54.3	2246	5.0	11	204.2
Western Illinois (69)	225-143-11	63.6	1744	7.8	5	158.5
Indiana State (93)	252-114-14	45.2	1406	5.6	12	127.8

PASS EFFICIENCY DEF	ATT-COM-INT	YARDS	TDS	POINTS
Western Illinois (12)	378-187-17	2043	7	92.0
Southwest Missouri (29)	289-123-14	1997	8	100.1
Northern Iowa (30)	282-144-23	1844	9	100.2
Southern Illinois (78)	321-163-12	2295	15	118.8
Illinois State (85)	294-157-8	2114	12	121.8
Indiana State (89)	291-177-13	1993	13	124.2

TOTAL OFFENSE	ATT	YARDS	YPA	TDS	YPG
Northern Iowa (13)	720	4582	6.4	41	416.55
Southern Illinois (22)	802	4341	5.4	35	394.64
Southwest Missouri (43)	803	4091	5.1	29	371.91
Western Illinois (61)	751	3774	5.0	28	343.09
Illinois State (76)	815	3429	4.2	25	311.73
Indiana State (90)	687	3132	4.6	29	284.73

TOTAL DEFENSE	ATT	YARDS	YPA	TDS	YPG
Southwest Missouri (15)	722	3009	4.2	20	273.5
Western Illinois (36)	761	3381	4.4	15	307.4
Indiana State (60)	799	3738	4.7	29	339.8
Northern Iowa (67)	772	3841	5.0	21	349.2
Illinois State (82)	817	4015	4.9	35	365.0
Southern Illinois (94)	770	4209	5.5	34	382.6

SCORING OFFENSE

	Pts	Avg
Northern Iowa (11)	384	34.9
Southern Illinois (33)	302	27.5
Southwest Missouri (39)	285	25.9
Western Illinois (49)	264	24.0
Indiana State (59)	256	23.3
Illinois State (76)	226	20.5

SCORING DEFENSE

	Pts	Avg
Western Illinois (8)	151	13.7
Northern Iowa (17)	175	15.9
Southwest Missouri (18)	179	16.3
Indiana State (57)	229	20.8
Southern Illinois (88)	302	27.5
Illinois State (89)	306	27.8

NET PUNTING

	PUNTS	AVG	RET	NET
Southern Illinois (3)	55	44.5	34	38.8
Southwest Missouri (10)	66	41.7	32	37.3
Northern Iowa (41)	39	38.1	16	34.6
Western Illinois (47)	61	38.2	21	34.4
Illinois State (80)	69	38.0	42	31.8
Indiana State (98)	71	34.5	31	30.2

PUNT RETURNS

	NO.	YARDS	TDS	AVG
Indiana State (9)	47	567	3	12.1
Northern Iowa (17)	24	273	2	11.4
Illinois State (18)	34	382	0	11.2
Southern Illinois (19)	25	278	0	11.1
Western Illinois (32)	25	250	1	10.0
Southwest Missouri (43)	37	348	0	9.4

KICKOFF RETURNS

	NO.	YARDS	TDS	AVG
Northern Iowa (3)	35	901	2	25.7
Western Illinois (9)	22	534	0	24.3
Illinois State (16)	47	1081	1	23.0
Southern Illinois (46)	41	817	0	19.9
Southwest Missouri (50)	33	636	0	19.3
Indiana State (100)	31	509	0	16.4

TURNOVER MARGIN

	FUM	INT	GAIN	FUM	INT	LOST	MARGIN
Northern Iowa (2)	17	23	40	9	9	18	2.00
Southern Illinois (20)	16	12	28	7	12	19	.82
Western Illinois (30)	10	17	27	9	11	20	.64
Indiana State (38)	11	13	24	6	14	20	.36
Southwest Missouri (47)	9	14	23	9	12	21	.18
Illinois State (96)	10	8	18	14	13	27	-.82

NORTHERN IOWA

1996 INDIVIDUAL STATISTICS

(Regular Season Games Only)

RUSHING	ATT	YDS	YPA	TDS	YPG
Michael Cosey, SW Missouri (9)	293	1453	5.0	13	132.09
Brian Knuckles, Western Illinois (10)	270	1310	4.9	14	131.00
Coe Bonner, Southern Illinois (22)	227	1234	5.4	11	112.18
Jeff Stovall, Northern Iowa (26)	219	1025	4.7	12	102.50
Jason Potter, Indiana State	140	571	4.1	5	57.10
Chris Moore, Illinois State	140	620	4.4	6	56.36
Jamaine Blalock, Western Illinois	90	405	4.5	2	36.82
Tracey Pendelton, Indiana State	87	313	3.6	1	28.45
Ben Wolfe, Indiana State	53	279	5.3	1	27.90
Tirrell Robinson, Southern Illinois	55	261	4.7	1	23.73

PASS EFFICIENCY	ATT-COM-INT	YDS	TDS	POINTS
Steve Beard, Northern Iowa (2)	238-140-9	2526	21	169.5
Jeff Hecklinski, Western Illinois (26)	222-141-11	1739	5	126.8
Phil Shellhaas, Southern Illinois (29)	203-111-6	1441	10	124.7
Jeremy Hoog, SW Missouri (45)	318-163-10	2196	12	115.4
Steve Luce, Southern Illinois	134-70-6	855	6	111.7
Lester Anderson, Illinois State	383-214-10	1890	9	99.9
Kevin Cox, Indiana State	219-97-12	1198	9	92.8

TOTAL OFFENSE	PLAYS	CAR/YDS	ATT/YDS	YDS	YPG
Steve Beard, Northern Iowa (14)	275	37-14	238/2526	2512	228.36
Jeremy Hoog, SW Missouri (25)	416	98/54	318/2196	2250	204.55
Lester Anderson, Illinois State (45)	479	96/37	383/1890	1927	175.18
Phil Shellhaas, Southern Illinois	268	65/225	203/1441	1666	166.60
Jeff Hecklinski, Western Illinois	276	54/-84	222/1739	1655	150.45
Michael Cosey, Southwest Missouri	293	293/1453	0/0	1453	132.09
Brian Knuckles, Western Illinois	270	270/1310	0/0	1310	131.00
Coe Bonner, Southern Illinois	227	227/1234	0/0	1234	112.18
Kevin Cox, Indiana State	240	21/-11	219/1198	1187	107.91
Jeff Stovall, Northern Iowa	219	219/1025	0/0	1025	102.50

RECEIVING	NO.	YDS	YPG	TDS	CPG
Ray Fouchea, Illinois State (17)	51	438	48.7	1	5.67
Reggie Fowler, Southern Illinois (33)	49	677	67.7	6	4.90
Terrel Patrick, Illinois State	49	540	49.12	2	4.45
Dedric Ward, Northern Iowa	48	1169	106.27	14	4.36
Michael Cosey, SW Missouri	46	555	50.5	1	4.18
Jon Moffett, Western Illinois	45	628	57.1	2	4.09
Kenyze Henderson, Illinois State	43	433	39.4	4	3.91
Jason Cannon, SW Missouri	40	480	43.6	5	3.64
Alonzo Clayton, Northern Iowa	39	817	74.3	5	3.55
Micah Reid, Indiana State	36	429	39.0	3	3.27

SCORING	TDS	WP	FGS	PTS	PPG
Wayne Boyer, SW Missouri (10)	0	28	25	103	9.36
Dedric Ward, Northern Iowa (13)	16	0	0	96	8.73
Brian Knuckles, Western Illinois (16)	14	0	0	84	8.40
Matt Waller, Northern Iowa (23)	0	44	14	86	7.82
Michael Cosey, SW Missouri (25)	14	0	0	84	7.64
Jeff Stovall, Northern Iowa (34)	12	0	0	72	7.20
Keith Jones, Western Illinois (44)	0	29	15	74	6.73
Matt Simonton, Southern Illinois (45)	0	34	13	73	6.64
Coe Bonner, Southern Illinois	11	0	0	66	6.00
Scott Collins, Indiana State	0	20	10	50	5.00

PUNTING	NO.	YARDS	AVG.
Mark Gagliano, Southern Illinois (1)	54	2432	45.04
Wayne Boyer, SW Missouri (7)	65	2724	41.91
Todd Kurz, Illinois State (11)	64	2624	41.00
Jeff Baker, Western Illinois (40)	60	2325	38.75
Jay Gerth, Indiana State	65	2261	34.78

PUNT RETURNS	NO.	YARDS	TDS	AVG
Larry Scally, Indiana State (16)	42	517	2	12.31
Deon McDaniel, Illinois State (20)	32	369	0	11.53
Jamaine Blalock, Western Illinois (24)	18	201	1	11.17
Reggie Fowler, Southern Illinois (33)	13	133	0	10.23
D. Stubblefield, SW Missouri (37)	27	259	0	9.59

KICKOFF RETURNS	NO.	YARDS	TDS	AVG
Tyree Taltan, Northern Iowa (2)	22	703	2	31.95
Ray Fouchea, Illinois State (13)	32	845	1	26.41

INTERCEPTIONS	NO.	YARDS	TDS	IPG
Tyree Taltan, Northern Iowa (7)	7	169	1	.64
Mickey Dalton, Northern Iowa (23)	5	68	1	.50
Dustin Blount, Western Illinois (30)	5	78	0	.45
Terrance Malone, Northern Iowa	4	99	2	.36
Frank Spraggins, Western Illinois	4	15	0	.36
Calvin Green, Western Illinois	3	80	0	.30
C.J. McDavid, Southern Illinois	3	84	1	.27
Percy Scott, Illinois State	3	65	1	.27
Dre' Knox, Indiana State	3	47	0	.27
Richard Moss, Indiana State	3	4	0	.27
R. Washington, SW Missouri	3	3	0	.27
Mike Blount, SW Missouri	3	0	0	.27

ALL-PURPOSE RUNNING	G	YARDS	YPG
Michael Cosey, SW Missouri (8)	11	2008	182.55
Coe Bonner, Southern Illinois (19)	11	1707	155.18
Ray Fouchea, Illinois State (20)	9	1381	153.44
Brian Knuckles, Western Illinois (28)	10	1391	139.10
Dedric Ward, Northern Iowa (46)	11	1372	124.73
Jeff Stovall, Northern Iowa	10	1120	112.00
Jamaine Blalock, Western Illinois	11	1139	103.55
Alonzo Clayton, Northern Iowa	11	932	84.73
Reggie Fowler, Southern Illinois	10	810	81.00
Tyree Taltan, Northern Iowa	11	872	79.27

TACKLES	UT	AT	TT
Duane Butler, Illinois State	86	40	126
C.J. McDavid, Southern Illinois	65	51	116
Richard Moss, Indiana State	52	62	114
Vince Bruno, Western Illinois	36	70	106
Bennie McLin, SW Missouri	20	84	104
Earenest Grayson, SW Missouri	28	75	103
Chris Libaire, Indiana State	40	53	93
Dannie Spann, Northern Iowa	29	63	92
Robert High, Indiana State	36	54	90
Tim Angsten, Illinois State	53	36	89

Fumbles Recovered (Leader): Jerry Creer, Illinois State 4

Fumbles Forced (Leader): Tommy Anderson, Southern Illinois 3

Passes Broken Up/Deflected (Leader): Frank Spraggins, Western Illinois 10

Sacks (Leader): Ryan Culver, Western Illinois; David Reid, Southern Illinois 10

GATEWAY CONFERENCE-

OPENER RESULTS (9-3)

Year	Score	Opponent	1990	30-9	Southern Illinois
1985	38-17	@Southwest Missouri	1991	20-21	@Southern Illinois
1986	45-3	Southwest Missouri	1992	41-14	Illinois State
1987	38-14	@Indiana State	1993	20-14	@Southwest Missouri
1988	9-28	Southwest Missouri	1994	12-7	Southwest Missouri
1989	22-37	@Southwest Missouri	1995	17-7	@Western Illinois
			1996	47-10	Illinois State

PANTHERS

1996 ALL-CONFERENCE TEAMS

FIRST TEAM OFFENSE

QB — Steve Beard, Northern Iowa	6-1	205	Sr.
RB — Coe Bonner, Southern Illinois	6-0	200	Sr.
Michael Cosey, Southwest Missouri	5-11	215	Sr.
TE — Damon Jones, Southern Illinois	6-6	280	Sr.
WR — Alonzo Clayton, Northern Iowa	6-1	176	Jr.
Dedric Ward, Northern Iowa	5-7	180	Sr.
OL — Steve Jones, Southern Illinois	6-1	312	Sr.
Brad Kubik, Southwest Missouri	6-4	270	Jr.
Chip McPheeters, Western Illinois	6-1	315	Jr.
Andy Pattee, Northern Iowa	6-3	270	Jr.
Andy Ziebarth, Illinois State	6-4	285	Sr.
PK — Wayne Boyer, Southwest Missouri	5-11	170	Sr.

SECOND TEAM OFFENSE

QB — Jeff Hecklinski, Western Illinois	6-3	205	Jr.
RB — Brian Knuckles, Western Illinois	5-11	195	Sr.
Jeff Stovall, Northern Iowa	5-8	211	Sr.
TE — Lincoln Sharar, Northern Iowa	6-3	245	Sr.
WR — Jason Cannon, Southwest Missouri	6-1	180	Jr.
Reggie Fowler, Southern Illinois	5-9	150	Jr.
OL — Chris Clapp, Northern Iowa	6-4	256	Jr.
Jason Grott, Western Illinois	6-2	285	Jr.
Brad Meester, Northern Iowa	6-3	267	Fr.
Paxton Parker, Southwest Missouri	6-2	275	Sr.
Brad Schwing, Indiana State	6-2	275	Sr.
PK — Todd Kurz, Illinois State	6-4	215	Sr.

ALL-NEWCOMER TEAM

OFFENSE

TE Chad Ames, Indiana State; TB/RS Jamaine Blalock, Western Illinois; OL Bob Dymont, Western Illinois; WR Rick Garrett, Illinois State; WR Thedo Griffin, Western Illinois; OL Jason Grott, Western Illinois; OC Doug Hurt, Indiana State; RB Daryl Jones, Illinois State; OL Jason Krivis, Southern Illinois; OL Brad Meester, Northern Iowa; WR Jon Moffitt, Western Illinois; RB Justin Roberson, Northern Iowa; WR Chance Thurman, Southwest Missouri.

DEFENSE

LB Tim Angsten, Illinois State; DB Dustin Blount, Western Illinois; DB Mike Blount, Southwest Missouri; LB Vince Bruno, Western Illinois; DB Mickey Dalton, Northern Iowa; DB Brad Freeman, Western Illinois; LB Ryan Hallahan, Southern Illinois; DE Ryan Healy, Illinois State; DE Shannon Jackson, Indiana State; LB Ty Locatelli, Western Illinois; DL Erik Nelson, Northern Iowa; LB Phillip Robinson, Illinois State.

FIRST TEAM DEFENSE

DL — Ryan Culver, Western Illinois	6-1	275	Sr.
Earenest Grayson, Southwest Missouri	6-2	240	Sr.
Eric Johnson, Illinois State	6-2	265	Sr.
Mike Miano, Southwest Missouri	6-3	303	Sr.
LB — Bennie McLin, Southwest Missouri	6-0	212	Sr.
Tim Miller, Northern Iowa	6-3	220	Sr.
Richard Moss, Indiana State	5-9	197	Sr.
DB — Duane Butler, Illinois State	6-3	210	Sr.
Dre' Knox, Indiana State	5-6	160	Sr.
Frank Spraggins, Western Illinois	5-11	170	Jr.
Tyree Taltan, Northern Iowa	6-0	198	So.
P — Mark Gaglano, Southern Illinois	6-4	208	Sr.
RS — Tyree Taltan, Northern Iowa	6-0	198	So.

SECOND TEAM DEFENSE

DL — T.C. Barney, Northern Iowa	6-3	285	Sr.
Larry Fitzpatrick, Illinois State	6-4	275	Jr.
Mike Likens, Indiana State	6-1	269	Sr.
Wayne Stewart, Western Illinois	6-2	270	Sr.
LB — Vince Bruno, Western Illinois	6-1	235	Sr.
Ty Locatelli, Western Illinois	6-1	225	So.
Dannie Spann, Northern Iowa	6-0	235	Sr.
DB — Jerry Creer, Illinois State	5-9	190	Sr.
Mickey Dalton, Northern Iowa	5-6	192	Sr.
Lamont Nicholson, Western Illinois	6-1	210	Sr.
Travis Richardson, Southwest Missouri	6-1	185	Sr.
P — Todd Kurz, Illinois State	6-4	215	Sr.
RS — Larry Scally, Indiana State	5-11	186	Sr.

HONORABLE MENTION

QB Jeremy Hoog, Southwest Missouri; RB Ben Wolfe, Indiana State; WR Jon Moffitt, Western Illinois; TE Dave Smith, Southern Illinois; OL Eric Delaere, Illinois State; OL Bob Dymont, Western Illinois; OL Lawrence Watkins, Southern Illinois; OL Jason Whittle, Southwest Missouri; PK Matt Waller, Northern Iowa; DL Andy Edmondson, Western Illinois; DL Shannon Jackson, Indiana State; DL Travis Niekamp, Illinois State; DL Tom Procter, Southwest Missouri; LB Tim Angsten, Illinois State; DB Marcus Easter, Northern Iowa; DB Robert High, Indiana State; DB C.J. McDavid, Southern Illinois; DB Terrance Malone, Northern Iowa; P Wayne Boyer, Southwest Missouri; RS Jamaine Blalock, Western Illinois.

Offensive Player of the Year: WR Dedric Ward, Northern Iowa

Defensive Player of the Year: DT Mike Miano, Southwest Missouri

Bruce Craddock Gateway Coach of the Year: Terry Allen, Northern Iowa

Newcomer of the Year: LB Vince Bruno, Western Illinois

1996 CONFERENCE

ALL-AMERICANS

(Team selection noted by number of *)

AMERICAN FOOTBALL COACHES ASSOCIATION

WR Dedric Ward, Northern Iowa

PK Wayne Boyer, Southwest Missouri

DL Mike Miano, Southwest Missouri

DON HANSEN'S FOOTBALL GAZETTE

WR Dedric Ward, Northern Iowa*

RB Michael Cosey, Southwest Missouri*

PK Wayne Boyer, Southwest Missouri*

TE Damon Jones, Southern Illinois**

DB Frank Spraggins, Western Illinois**

P Mark Gagliano, Southern Illinois**

OL Chip McPheeters, Western Illinois***

OL Andy Ziebarth, Illinois State***

RB Brian Knuckles, Western Illinois***

KR Tyree Talton, Northern Iowa***

DB Tyree Talton, Northern Iowa***

DL Ryan Culver, Western Illinois HM

DL Eric Johnson, Illinois State HM

DL Mike Miano, Southwest Missouri HM

LB Tim Miller, Northern Iowa HM

LB Richard Moss, Indiana State HM

LB Dannie Spann, Northern Iowa HM

PK Keith Jones, Western Illinois HM

THE SPORTS NETWORK

PK Wayne Boyer, Southwest Missouri*

P Mark Gagliano, Southern Illinois*

WR Dedric Ward, Northern Iowa**

DB Tyree Talton, Northern Iowa**

OL Andy Ziebarth, Illinois State***

DL Mike Miano, Southwest Missouri***

KR Tyree Talton, Northern Iowa***

WALTER CAMP FOUNDATION

WR Dedric Ward, Northern Iowa*

PK Wayne Boyer, Southwest Missouri*

P Mark Gagliano, Southern Illinois*

ASSOCIATED PRESS

WR Dedric Ward, Northern Iowa*

PK Wayne Boyer, Southwest Missouri*

DL Mike Miano, Southwest Missouri*

P Mark Gagliano, Southern Illinois*

DB Tyree Talton, Northern Iowa**

LB Richard Moss, Indiana State**

AMERICAN FOOTBALL QUARTERLY

WR Dedric Ward, Northern Iowa

TE Damon Jones, Southern Illinois

PK Wayne Boyer, Southwest Missouri

DL Mike Miano, Southwest Missouri

P Mark Gagliano, Southern Illinois

1996 GATEWAY ACADEMIC ALL-CONFERENCE TEAM

FIRST TEAM

QB Steve Beard, Northern Iowa

Sr. 3.22

QB Kevin Cox, Indiana State

Sr. 3.30

WR Montoi Dixon, Southwest Missouri

So. 3.31

P Mark Gagliano*, Southern Illinois

Sr. 3.32

QB Matt Gajewski, Indiana State

So. 3.50

TE Greg Hawthorne, Northern Iowa

Sr. 3.63

DT Jake Jacobsmeier, Southwest Missouri

Jr. 3.46

DL Dan O'Dowd*, Illinois State

So. 3.29

TE Corey Roy, Southwest Missouri

Sr. 3.52

OLB Travis Schipper, Northern Iowa

Jr. 3.67

DE Don Shymkewich, Western Illinois

Jr. 3.36

OG Ryan Touhey, Southwest Missouri

Jr. 3.50

OT Jason Whittle, Southwest Missouri

Jr. 3.31

Physical Education

Mathematics

Drafting & Design

Marketing

Life Sciences

Biology/Pre-Med

Psychology

Political Science

Physical Education

Accounting

History

Physical Education & Recreation

Education

SECOND TEAM

QB Toby Deal, Indiana State

So. 3.60

LB Brad Duke, Southwest Missouri

Jr. 3.22

ILB Joe Dunn, Indiana State

Jr. 3.34

SS Ryan Estes, Southwest Missouri

Sr. 3.11

WR Reggie Fowler, Southern Illinois

Jr. 3.02

QB Bill Hagman, Illinois State

Sr. 3.21

QB Jeremy Hoog, Southwest Missouri

Jr. 3.06

LB Andy Morris, Northern Iowa

So. 3.33

OT Richard Madura, Indiana State

Sr. 3.24

FB Bryan Noltbertowicz, Southern Illinois

So. 3.18

OL Nate Orsburn, Southern Illinois

Jr. 3.14

DE Tom Procter, Southwest Missouri

Sr. 3.14

Secondary Education

Business

Sports Management

Agriculture

Administration of Justice

Industrial Technology

Biology

Construction Management

Construction Technology

Pre-Med

Forestry

Agriculture

HONORABLE MENTION

OT Andy Pattee, Northern Iowa

Jr. 3.10

OT Alex Sitz, Indiana State

Jr. 3.18

OL Kevin Skinkis, Southern Illinois

Jr. 3.12

RB Brian Walker, Southern Illinois

Jr. 3.00

Social Science

Environmental Health

Social Studies

Psychology

*Denotes first team GTE CoSIDA Academic All-Region V selection



PANTHERS



1996 NCAA 1-AA STATISTICS

TEAM

RUSHING OFFENSE

	G	ATT	YARDS	YPA	TDS	YPG
Southern Utah	11	672	3639	5.4	36	330.8
Wofford	11	665	3170	4.8	31	288.2
Western Kentucky	11	632	3136	5.0	29	285.1
Georgia Southern	11	599	2931	4.9	31	266.5
South Carolina St.	10	484	2618	5.4	24	261.8
Troy State	11	568	2867	5.0	37	260.6
North Carolina A&T	11	605	2865	4.7	31	260.5
Dayton	11	557	2855	5.1	27	259.5
Citadel	11	574	2775	4.8	17	252.3
Northern Iowa (52nd)	11	468	1882	4.0	19	171.1

RUSHING DEFENSE

	G	ATT	YARDS	YPA	TDS	YPG
Georgetown	10	341	532	1.6	7	53.2
William & Mary	11	424	916	2.2	10	83.3
Harvard	10	368	910	2.5	5	91.0
Southwest Missouri	11	434	1010	2.3	12	91.8
Hofstra	11	452	1034	2.3	5	94.0
Northeastern	11	383	1046	2.7	12	95.1
Eastern Illinois	11	331	1053	3.2	12	95.7
Dartmouth	10	311	960	3.1	5	96.0
Jackson State	11	397	1127	2.8	8	102.5
Northern Iowa (78th)	11	490	1987	4.1	12	180.6

PASSING OFFENSE

PASSING OFFENSE	G	ATT-COM-INT	YARDS	TDS	YPG	
Montana	11	450-277-16	3736	43	339.6	
Cal St. Northridge	11	437-258-12	3669	31	333.5	
Northern Arizona	11	417-225-9	3424	23	311.3	
Weber State	11	454-278-13	3238	20	294.4	
Cal St. Sacramento	11	479-234-20	3108	23	282.5	
Florida A&M	11	336-186-18	2987	23	271.5	
Howard	11	301-179-10	2905	37	264.1	
Lehigh	11	429-230-20	2893	19	263.0	
Jackson State	11	400-223-10	2892	24	262.9	
Northern Iowa (17th)	11	252-147-9	2700	10.7	22	245.5

PASS EFFICIENCY DEFENSE

	G	ATT-COM-INT	YARDS	TDS	POINTS
Canisius	9	237-95-27	1268	7	71.99
Duquesne	10	284-134-19	1368	2	76.59
St. John's (NY)	10	217-96-12	1030	5	80.65
Columbia	10	326-152-21	1554	7	80.87
Youngstown State	11	276-121-10	1300	5	82.14
Robert Morris	10	257-103-15	1423	6	82.62
Nicholls State	11	276-121-11	1467	6	87.69
Murray State	11	284-127-12	1447	8	88.36
Howard	11	306-141-13	1598	7	89.00
Northern Iowa (31st)	11	282-144-23	1844	9	100.2

TOTAL OFFENSE

	G	ATT	YARDS	YPA	TDS	YPG
Northern Arizona	11	973	5751	6.6	57	522.82
Montana	11	808	5332	6.6	58	484.73
Marshall	11	743	5105	6.9	56	464.09
Cal St. Northridge	11	813	5062	6.2	52	460.18
Howard	11	719	5050	7.0	51	459.09
Dayton	11	780	4887	6.3	48	444.27
Cal Poly SLO	11	828	4872	5.9	38	442.91
Jackson State	11	854	4835	5.7	47	439.55
Murray State	11	796	4817	6.1	45	437.91
Northern Iowa (13th)	11	720	4582	6.4	41	416.55

TOTAL DEFENSE

	G	ATT	YARDS	YPA	TDS	YPG
Georgetown	10	603	2182	3.6	19	218.2
William & Mary	11	728	2550	3.5	20	231.8
Duquesne	10	646	2444	3.8	10	244.4
Youngstown State	11	712	2785	3.9	14	253.2
Hofstra	11	742	2847	3.8	14	258.8
Robert Morris	10	674	2590	3.8	16	259.0
Murray State	11	727	2850	3.9	22	259.1

SCORING OFFENSE

	G	AVG.
Northern Arizona	11	43.2
Marshall	11	42.3
Montana	11	40.6
Murray State	11	38.7
Howard	11	37.6
Florida A&M	11	37.5
Dayton	11	37.4
Cal St. Northridge	11	37.0
Duquesne	10	36.6
Northern Iowa (11th)	11	34.9

SCORING DEFENSE

	G	AVG.
Duquesne	10	10.1
Dartmouth	10	10.4
Robert Morris	10	11.6
Youngstown State	11	11.9
Canisius	9	12.0
Hofstra	11	12.5
Jackson State	11	12.5
Western Illinois	11	13.7
Marshall	11	13.9
Northern Iowa (T16th)	11	15.9

Howard	11	724	2909	4.0	16	264.5
Jackson State	11	729	2913	4.0	16	264.8
Northern Iowa (67)	11	772	3831	5.0	21	348.3

NET PUNTING

	NO.	AVG.	RETURNED	NET
Marshall	38	45.8	12	44.5
Southern	71	41.8	22	40.3
Southern Illinois	55	44.5	34	38.8
Western Carolina	59	41.4	21	38.6
Appalachian State	66	40.9	29	38.2
Eastern Kentucky	49	38.7	16	38.0
James Madison	65	39.5	21	37.6
Cal St. Northridge	58	40.4	28	37.5
Montana	48	39.1	17	37.3
Northern Iowa (41st)	39	34.9	16	34.6

PUNT RETURNS

	G	ATT	YARDS	TDS	AVG.
Northern Arizona	11	36	598	3	16.6
Florida A&M	11	22	333	0	15.1
New Hampshire	11	22	319	1	14.5
Alcorn State	11	26	364	1	14.0
Duquesne	10	48	648	2	13.5
Charleston Southern	10	14	189	1	13.5
Dayton	11	16	205	0	12.8
Montana State	11	24	300	2	12.5
Indiana State	11	47	567	3	12.1
Northern Iowa (T15th)	11	24	273	2	11.4

KICKOFF RETURNS

	G	ATT	YARDS	TDS	AVG.
Monmouth (NJ)	10	32	869	2	27.2
Murray State	11	26	681	2	26.2
Northern Iowa	11	35	901	2	25.7
Furman	11	28	720	0	25.7
Duquesne	10	25	640	1	25.6
Western Kentucky	11	44	1118	2	25.4
Hofstra	11	21	529	1	25.2
Marist	10	33	823	3	24.9
Western Illinois	11	22	534	0	24.3
St. Mary's (CA)	10	37	880	0	23.8

TURNOVER MARGIN

	FUM	INT	GAIN	FUM	INT	LOST	MAR.
Canisius	17	27	44	13	9	22	2.44
Northern Iowa	17	23	40	9	9	18	2.00
Troy State	18	17	35	14	2	16	1.73
St. Mary's (CA)	18	12	30	9	4	13	1.70
Mississippi Valley	20	15	35	6	11	17	1.64
Samford	22	13	35	4	14	18	1.55
Jackson State	16	22	38	11	10	21	1.55
Robert Morris	20	15	35	9	11	20	1.50
Monmouth (NJ)	15	12	27	8	5	13	1.40
Buffalo	23	11	34	8	11	19	1.36

PANTHERS

INDIVIDUAL

RUSHING

	G	ATT	YDS	YPA	TDS	YPG
Reggie Greene, Siena	9	280	1719	6.1	12	191.00
Archie Amerson, Northern Arizona	11	333	2079	6.2	25	189.00
Kenny Bynum, South Carolina St.	10	236	1649	7.0	14	164.90
Chad Levitt, Cornell	9	267	1435	5.4	13	159.44
Thomas Haskins, VA Military	11	287	1704	5.9	15	154.91
Rick Sarille, Wagner	10	279	1475	5.3	11	147.50
Claude Mathis, SW Texas St.	11	294	1593	5.4	16	144.82
Damon Scott, Appalachian St.	11	286	1466	5.1	14	133.27
Michael Cooley, SW Missouri St.	11	293	1453	5.0	13	132.09
Jeff Stovall, Northern Iowa (26th)	10	219	1025	3.7	12	102.50

PASS EFFICIENCY

	G	ATT-COM-INT	YDS	TDS	PTS.
Ted White, Howard	11	289-174-10	2814	36	176.2
Steve Beard, Northern Iowa	11	238-140-9	2526	21	169.5
Sean Laird, St. Mary's (CA)	10	256-161-4	2199	22	160.3
Braniff Bonaventure, Furman	11	234-152-2	2012	16	158.0
Eric Kresser, Marshall	10	276-170-7	2341	24	156.5
Brian Ah Yat, Montana	11	432-265-16	3615	42	156.3
Eric Goebel, Evansville	8	192-102-2	1641	19	155.5
Mike Simpson, Eastern Illinois	11	247-163-7	1987	19	153.3
Kevin Johns, Dayton	11	218-114-10	1980	21	151.2

TOTAL OFFENSE

	ATT	YARDS	YPA	TDS	YPG
Brian Ah Yat, Montana	501	3744	7.47	45	340.36
Aaron Flowers, Cal St. Northridge	488	3622	7.42	34	329.27
Travis Brown, Northern Arizona	455	3336	7.33	26	303.27
Roger Cook, Weber State	496	3127	6.30	22	284.18
Oteman Sampson, Florida A&M	414	3126	7.55	30	284.18
Ted White, Howard	341	3039	8.91	38	276.27
Jason McCullough, Brown	478	2704	5.66	26	270.40
Grailyn Pratt, Jackson State	473	2965	6.27	32	269.55
Kevin Smith, Towson State	351	2300	6.55	12	255.56
Steve Beard (14th)	275	2512	9.1	23	228.4

RECEPTIONS PER GAME

	G	NO.	YDS	TDS	CPG
David Romines, Cal St. Northridge	10	87	1300	12	8.70
Antwuan Wyatt, Bethune-Cookman	9	70	985	4	7.78
Thomas Lopusznick, Fairfield	9	69	857	6	7.67
Joe Douglass, Montana	11	82	1469	18	7.45
Brian Finneran, Villanova	11	81	1207	8	7.36
Rameek Wright, Maine	11	79	1143	5	7.18
Robert Wilson, Florida A&M	11	78	1161	10	7.09
Juan Hall, Tennessee State	11	72	1021	5	6.55
Michael Tolbert, Valparaiso	10	64	919	4	6.40
Blake Tuffli, St. Mary's (CA)	10	61	953	12	6.10

RECEIVING YARDS PER GAME

	G	NO.	YDS	TDS	YPG
Joe Douglass, Montana	11	82	1469	18	133.56
David Romines, Cal St. Northridge	10	87	1300	12	130.00
Brian Finneran, Villanova	11	81	1207	8	109.73
Antwuan Wyatt, Bethune-Cookman	9	70	985	4	109.44
Dedric Ward, Northern Iowa	11	48	1169	14	106.27
Robert Wilson, Florida A&M	11	79	1161	10	105.55
Rameek Wright, Maine	11	79	1143	5	103.91
Deron Braswell, Lehigh	11	65	1135	9	103.18
Dak Newton, Connecticut	10	44	993	8	99.30
Alonzo Clayton (30th)	11	41	856	5	77.8

PUNTING

	NO.	AVG.
Mark Gagliano, Southern Illinois	54	45.04
Monty Key, North Carolina A&T	46	43.41
Ben Talbott, Lehigh	56	43.41
Brad Costello, Boston	76	42.55
Matt Bushart, Southern	70	42.06
Ryan Klaus, Sam Houston State	62	41.97

FIELD GOALS

	G	ATT	MADE	.PCT	FG/G
Wayne Boyer, SW Missouri St.	11	30	25	.833	2.27
Rob Hart, Murray State	11	27	22	.815	2.00
Scott Shields, Weber State	11	24	18	.750	1.64
Matt Huerkamp, Troy State	11	22	16	.727	1.45
Dave Regula, Dartmouth	10	20	14	.700	1.40
James Ferrell, Idaho State	11	19	15	.789	1.36
Keith Jones, Western Illinois	11	20	15	.750	1.36
Adam Diel, Nicholls State	11	23	15	.652	1.36
Matt Linit, Columbia	10	22	13	.591	1.30
Matt Waller, Northern Iowa	11	18	14	.778	1.27

SCORING

	G	TDS	XP	FG	PTS.	PPG
Archie Amerson, Northern Arizona	11	26	0	0	156	14.18
Stan House, Central Connecticut St.	10	20	0	0	120	12.00
Sean Bennett, Evansville	10	19	4	0	118	11.80
Jerry Azumah, New Hampshire	11	21	0	0	126	11.45
Joe Douglass, Montana	11	19	2	0	116	10.55
Randy Moss, Marshall	11	19	0	0	114	10.36
Rob Hart, Murray State	11	0	46	22	112	10.18
Dedric Ward, Northern Iowa (T13th)	11	16	0	0	96	8.73
Matt Waller, Northern Iowa (23rd)	11	0	44	14	86	7.80
Jeff Stovall, Northern Iowa (T33rd)	10	12	0	0	72	7.20

PUNT RETURNS

	NO.	YARDS	TDS	AVG.
Ricky Pearsall, Northern Arizona	29	490	2	16.90
Kenyatte Morgan, Montana State	15	243	2	16.20
Undre Williams, Florida A&M	16	258	0	16.13
Goree White, Alcorn State	18	281	0	15.61
Calvin Jones, New Hampshire	22	319	1	14.50

KICKOFF RETURNS

	NO.	YARDS	TDS	AVG.
Randy Moss, Marshall	14	484	0	34.57
Tyree Talton, Northern Iowa	22	703	2	31.95
Ed Williams, St. Mary's (CA)	16	482	0	30.13
William Holder, Monmouth (NJ)	16	479	1	29.94
Joe Rosato, Duquesne	14	416	1	29.71
Joey Stockton, Western Kentucky	27	778	2	28.53
Paul Deckaj, Marist	15	428	2	28.53
Jeb Dougherty, San Diego	17	476	1	28.00

INTERCEPTIONS

	G	NO.	YARDS	TDS	AVG.
Shane Hurd, Canisius	7	7	198	2	1.00
Darren Sharper, William & Mary	11	10	228	1	.91
Scott Shields, Weber State	11	10	101	0	.91
Robert Taylor, Tennessee Tech	11	9	24	0	.82
Lloyd Lee, Dartmouth	10	7	116	1	.70
Sean Woodson, Jackson State	10	7	79	0	.70
Tyree Talton, Northern Iowa	11	7	169	1	.64
Dorrell Green, Delaware	11	7	159	1	.64
Jeff Morris, Samford	11	7	75	0	.64
Mickey Dalton, Northern Iowa (T23rd)	10	5	68	1	.50

ALL-PURPOSE RUNNING

	G	YARDS	YPG
Reggie Green, Siena	9	2106	234.00
Archie Amerson, Northern Arizona	11	2429	220.82
Kenny Bynum, South Carolina St.	10	2023	202.30
Sean Bennett, Evansville	10	1956	195.60
Rick Sarille, Wagner	10	1938	193.80
Jerry Azumah, New Hampshire	11	2109	191.73
Thomas Haskins, VA Military	11	2098	190.73
Michael Cooley, SW Missouri St.	11	2008	182.55
Antwuan Wyatt, Bethune-Cookman	9	1614	179.33
Dedric Ward, Northern Iowa (45th)	11	1372	124.7

1996 1-AA POLL WEEK-BY-WEEK

(SPORTS NETWORK)

PRESEASON

1. Marshall
2. Montana
3. McNeese State
4. Appalachian State
5. Stephen F. Austin
6. Delaware
7. **Northern Iowa**
8. Murray State
9. Eastern Kentucky
10. Troy State
11. Hofstra
12. Southern University
13. Middle Tennessee State
14. Liberty
15. Jackson State
16. Connecticut
17. Idaho State
18. Georgia Southern
19. Furman
20. Northern Arizona
21. Southwest Missouri State
22. Weber State
23. Rhode Island
24. Indiana State
25. Eastern Illinois

SEPT. 2

1. Marshall
2. Montana
3. McNeese State
4. Stephen F. Austin
5. Delaware
6. **Northern Iowa**
7. Appalachian State
8. Troy State
9. Murray State
10. Eastern Kentucky
11. Hofstra
12. Southern University
13. Jackson State
14. Georgia Southern
15. Connecticut
16. Northern Arizona
17. Liberty
18. Middle Tennessee State
19. Furman
20. Idaho State
21. Southwest Missouri State
22. Rhode Island
23. Weber State
24. Eastern Illinois
25. Indiana State

SEPT. 9

1. Marshall
2. Montana
3. Stephen F. Austin
4. Delaware
5. **Northern Iowa**
6. Troy State

7. Appalachian State
8. Hofstra
9. McNeese State
10. Jackson State
11. Eastern Kentucky
12. Connecticut
13. Murray State
14. Southwest Missouri State
15. Georgia Southern
16. Northern Arizona
17. Eastern Illinois
18. Southern University
19. Idaho State
20. Weber State
21. Furman
22. Florida A&M
23. William & Mary
24. Western Kentucky
25. Youngstown State

SEPT. 16

1. Marshall
2. Montana
3. **Northern Iowa**
4. Troy State
5. Appalachian State
6. Jackson State
7. Stephen F. Austin
8. Connecticut
9. Eastern Illinois
10. Southwest Missouri State
11. Delaware
12. Murray State
13. Georgia Southern
14. Hofstra
15. Western Kentucky
16. Northern Arizona
17. Weber State
18. Villanova
19. Idaho
20. Furman
21. Florida A&M
22. William & Mary
23. James Madison
24. McNeese State
25. Eastern Kentucky

SEPT. 23

1. Marshall
2. Montana
3. Troy State
4. Appalachian State
5. **Northern Iowa**
6. Jackson State
7. Stephen F. Austin
8. Southwest Missouri State
9. Eastern Illinois
10. Murray State
11. Delaware
12. Western Kentucky
13. Northern Arizona

14. Weber State
15. Villanova
16. Connecticut
17. Idaho State
18. Furman
19. William & Mary
20. James Madison
21. Florida A&M
22. Northwestern State
23. Georgia Southern
24. Western Illinois
25. New Hampshire

SEPT. 30

1. Marshall
2. Montana
3. **Northern Iowa**
4. Appalachian State
5. Stephen F. Austin
6. Jackson State
7. Southwest Missouri State
8. Eastern Illinois
9. Troy State
10. Murray State
11. Delaware
12. Northern Arizona
13. Villanova
14. Furman
15. Connecticut
16. Western Kentucky
17. William & Mary
18. Weber State
19. Northwestern State
20. New Hampshire
21. Florida A&M
22. Western Illinois
23. James Madison
24. Idaho State
25. Georgia Southern

OCT. 7

1. Marshall
2. Montana
3. **Northern Iowa**
4. Stephen F. Austin
5. Jackson State
6. Southwest Missouri State
7. Eastern Illinois
8. Troy State
9. Murray State
10. Northern Arizona
11. Delaware
12. Villanova
13. Furman
14. Appalachian State
15. William & Mary
16. Florida A&M
17. James Madison
18. Connecticut
19. Northwestern State
20. Western Kentucky
21. Weber State
22. East Tennessee State

23. Idaho State
24. New Hampshire
25. Western Illinois

OCT. 14

1. Marshall
2. Montana
3. **Northern Iowa**
4. Jackson State
5. Southwest Missouri State
6. Troy State
7. Northern Arizona
8. Murray State
9. Villanova
10. Delaware
11. Furman
12. Stephen F. Austin
13. James Madison
14. Eastern Illinois
15. Florida A&M
16. East Tennessee State
17. Western Illinois
18. New Hampshire
19. William & Mary
20. Eastern Washington
21. Appalachian State
22. Northwestern State
23. Indiana State
24. Connecticut
25. Idaho State

OCT. 28

1. Marshall
2. Montana
3. **Northern Iowa**
4. Troy State
5. Murray State
6. Delaware
7. Southwest Missouri State
8. Northern Arizona
9. East Tennessee State
10. Jackson State
11. Stephen F. Austin
12. Florida A&M
13. Western Illinois
14. Furman
15. William & Mary
16. Villanova
17. Eastern Illinois
18. James Madison
19. Eastern Washington
20. New Hampshire
21. Youngstown State
22. Northwestern State
23. Indiana State
24. Columbia
25. Southern University

NOV. 4

1. Marshall
2. Montana
3. **Northern Iowa**
4. Murray State

5. Troy State
6. Northern Arizona
7. East Tennessee State
8. Jackson State
9. Stephen F. Austin
10. Western Illinois
11. Florida A&M
12. Delaware
13. William & Mary
14. Southwest Missouri State
15. Furman
16. Villanova
17. Eastern Illinois
18. New Hampshire
19. Northwestern State
20. Eastern Washington
21. Indiana State
22. James Madison
23. Youngstown State
24. Eastern Kentucky
25. Dartmouth

NOV. 11

1. Marshall
2. Montana
3. **Northern Iowa**
4. Murray State
5. Troy State
6. Northern Arizona
7. Stephen F. Austin
8. Western Illinois
9. Jackson State
10. William & Mary
11. East Tennessee State
12. Furman
13. Delaware
14. Eastern Illinois
15. New Hampshire
16. Florida A&M
17. Youngstown State
18. James Madison
19. Dartmouth
20. Southwest Missouri State
21. Villanova
22. Nicholls State
23. Howard
24. Eastern Washington
25. Northwestern State

NOV. 18

1. Marshall
2. Montana
3. **Northern Iowa**
4. Murray State
5. Troy State
6. Northern Arizona
7. William & Mary
8. Jackson State
9. East Tennessee State
10. Delaware
11. Western Illinois

12. New Hampshire
13. Florida A&M
14. Stephen F. Austin
15. Furman
16. Youngstown State
17. Villanova
18. Dartmouth
19. Eastern Illinois
20. Southwest Missouri State
21. Howard
22. Nicholls State
23. James Madison
24. Dayton
25. Appalachian State

NOV. 25

1. Marshall
2. Montana
3. **Northern Iowa**
4. Murray State
5. Troy State
6. Northern Arizona
7. William & Mary
8. Jackson State
9. East Tennessee State
10. Western Illinois
11. Delaware
12. Florida A&M
13. Furman
14. Villanova
15. Youngstown State
16. Eastern Illinois
17. Dartmouth
18. New Hampshire
19. Nicholls State
20. Howard
21. Southwest Missouri State
22. Stephen F. Austin
23. James Madison
24. Dayton
25. Appalachian State

PANTHERS

1-AA FINAL POLLS

1984 (NCAA)

1. Alcorn State
2. Montana State
3. Rhode Island
4. Boston University
5. Indiana State
6. Mississippi Valley State
7. Middle Tennessee State
8. Eastern Kentucky
9. Louisiana Tech
10. Arkansas State
11. New Hampshire
12. Richmond
13. Murray State
14. Western Carolina
15. Holy Cross
16. Furman
17. Tennessee-Chattanooga
18. **Northern Iowa**
19. Delaware
20. McNeese State

1985 (NCAA)

1. Middle Tennessee State
 2. Furman
 3. Nevada-Reno
 4. **Northern Iowa**
 5. Idaho
 6. Arkansas State
 7. Rhode Island
 8. Grambling
 9. Georgia Southern
 10. Akron
 11. Eastern Washington
 12. Appalachian State
 13. Delaware State
 14. Louisiana Tech
 15. Jackson State
 16. William & Mary
 17. Murray State
 18. Richmond
 19. Eastern Kentucky
 20. Alcorn State
- (Highest Ranking: No. 4 two consecutive weeks in NCAA Poll)

1986 (NCAA)

Not Ranked in NCAA Poll
(Highest Ranking: No. 8 NCAA Poll Oct. 6)

1987 (NCAA)

1. Holy Cross
2. Appalachian State
3. Northeast Louisiana
4. **Northern Iowa**
5. Idaho
6. Georgia Southern
7. Eastern Kentucky
8. James Madison
9. Jackson State
10. Weber State
11. Western Kentucky
12. Arkansas State
13. Maine
14. Marshall
15. Youngstown State
16. North Texas State
17. Richmond
18. Howard
19. Sam Houston State

20. Delaware State
(Highest Ranking: No. 4 NCAA Poll Sept. 28 and two consecutive weeks at end of season)

1988 (NCAA)

Not Ranked in NCAA Poll
(Highest Ranking: No. 8 in NCAA Preseason Poll)

1989 (NCAA)

1. Georgia Southern
 2. Furman
 3. Stephen F. Austin
 4. Holy Cross
 5. Idaho
 6. Montana
 7. Appalachian State
 8. Maine
 9. Southwest Missouri
 10. Middle Tennessee State
 11. William & Mary
 12. Eastern Kentucky
 13. Grambling
 14. Youngstown State
 15. Eastern Illinois
 16. Villanova
 17. Jackson State
 18. Connecticut
 19. Nevada-Reno
 20. **Northern Iowa**
- (Highest Ranking: No. 17 Oct. 30)

1990 (NCAA)

1. Middle Tennessee State
 2. Youngstown State
 3. Georgia Southern
 4. Nevada
 5. Eastern Kentucky
 6. Southwest Missouri
 7. William & Mary
 8. Holy Cross
 9. Massachusetts
 10. Boise State
 11. **Northern Iowa**
 12. Furman
 13. Idaho
 14. Northeast Louisiana
 15. The Citadel
 16. Jackson State
 17. Dartmouth
 18. Central Florida
 19. New Hampshire
 20. North Carolina A&T
- (Highest Ranking: No. 10 Oct. 15)

1991 (NCAA)

1. Nevada
2. Eastern Kentucky
3. Holy Cross
4. **Northern Iowa**
5. Alabama State
6. Delaware
7. Villanova
8. Marshall
9. Middle Tennessee State
10. Samford
11. New Hampshire
12. Sam Houston State
13. Youngstown State
14. Western Illinois
15. Weber State

16. James Madison
 17. Appalachian State
 18. Northeast Louisiana
 19. McNeese State
 20. The Citadel
 21. Furman
- (Highest Ranking: No. 4 six consecutive weeks)

1992 (NCAA)

1. The Citadel
 2. Northeast Louisiana
 3. **Northern Iowa**
 4. Middle Tennessee State
 5. Idaho
 6. Marshall
 7. Youngstown State
 8. Delaware
 9. Samford
 10. Villanova
 11. McNeese State
 12. Eastern Kentucky
 13. William & Mary
 14. Eastern Washington
 15. Florida A&M
 16. Appalachian State
 17. North Carolina A&T
 18. Alcorn State
 19. Liberty
 20. Western Illinois
- (Highest Ranking: No. 1 five consecutive weeks Oct. 5-Nov. 2)

1993 (SPORTS NETWORK)

1. Troy State
 2. Georgia Southern
 3. Montana
 4. Northeast Louisiana
 5. McNeese State
 6. Boston University
 7. Youngstown State
 8. Howard
 9. Marshall
 10. William & Mary
 11. Idaho
 12. Central Florida
 13. **Northern Iowa**
 14. Stephen F. Austin
 15. Southern University
 16. Pennsylvania
 17. Eastern Kentucky
 18. Delaware
 19. Western Kentucky
 20. Eastern Washington
 21. North Carolina A&T
 22. Tennessee Tech
 23. Alcorn State
 24. Towson State
 25. Massachusetts
- (Highest Ranking: No. 4 Preseason)

1994 (SPORTS NETWORK)

1. Youngstown State
2. Boise State
3. Marshall
4. Montana
5. Eastern Kentucky
6. McNeese State
7. James Madison
8. Idaho
9. Appalachian State
10. Boston University
11. **Northern Iowa**

12. Troy State
 13. New Hampshire
 14. Pennsylvania
 15. North Texas
 16. Middle Tennessee
 17. Grambling State
 18. Alcorn State
 19. William & Mary
 20. Central Florida
 21. Stephen F. Austin
 22. Hofstra
 23. South Carolina State
 24. Western Illinois
 25. Northern Arizona
- (Highest Ranking: No. 3 Sept. 5)

1995 (SPORTS NETWORK)

1. Montana
 2. Marshall
 3. McNeese State
 4. Stephen F. Austin
 5. Appalachian State
 6. Delaware
 7. Troy State
 8. Southern University
 9. Murray State
 10. Hofstra
 11. Georgia Southern
 12. Eastern Kentucky
 13. **Northern Iowa**
 14. Eastern Illinois
 15. James Madison
 16. Jackson State
 17. Florida A&M
 18. Idaho
 19. William & Mary
 20. Richmond
 21. Boise State
 22. Northern Arizona
 23. Connecticut
 24. Indiana State
 25. Middle Tennessee State
- (Highest Ranking: No. 11 two consecutive weeks Oct. 23-Oct. 30)

1996 (SPORTS NETWORK)

1. Marshall
 2. Montana
 3. **Northern Iowa**
 4. Troy State
 5. William & Mary
 6. Murray State
 7. East Tennessee State
 8. Northern Arizona
 9. Furman
 10. Delaware
 11. Jackson State
 12. Villanova
 13. Western Illinois
 14. Florida A&M
 15. Nicholls State
 16. Eastern Illinois
 17. New Hampshire
 18. Youngstown State
 19. Dartmouth
 20. Howard
 21. Stephen F. Austin
 22. Appalachian State
 23. Southwest Missouri
 24. Dayton
 25. James Madison
- (Highest Ranking: No. 3, 2nd time, nine consecutive weeks Sept. 30-Final)

NORTHERN IOWA PLAYOFF HISTORY

1996 DIVISION 1-AA FIRST ROUND

November 30, 1996, at Cedar Falls, IA

(Attend. 10,402)

Eastern Illinois	7	7	0	0	14
Northern Iowa	7	7	0	7	21

Highlights: UNI defeated 14th-seed and 16th-ranked EIU in a game typical of the series between these two teams — the outcome not decided until the final second. The Panthers scored the winning TD with 7:02 left in the game. EIU fumbled on its next two possessions, with UNI's Steve Beard intercepted in between. Then Beard fumbled and EIU got the ball back at the 3:19 mark. Eastern got down to UNI's two yard line. Quarterback Mike Simpson pitched to running back Chris Szarka, who in desperation threw an incomplete pass in the endzone to tight end Mike Mangan as time ran out.

1996 DIVISION 1-AA QUARTERFINALS

December 7, 1996, at Cedar Falls, IA

(Attend. 10,796)

William & Mary	0	0	28	7	35
Northern Iowa	17	10	8	3	38

Highlights: UNI defeated eighth-seed and seventh-ranked William & Mary, holding the Tribe to only 67 yards, including minus-27 rushing, in the first half while gaining 293 yards itself. But W&M came back to tie the score at 35 with 5:40 left in the game. Matt Waller's 32-yard field goal with 2:13 left gave UNI the win. His field goal was set up by W&M's Darren Sharper's fumble on a punt return which was recovered by the Panthers at the Tribe 30. UNI's Dedric Ward fell just short of a 1-AA playoff record with 11 catches for 245 yards and two TDs. Jeff Stovall gained 55 yards and scored twice before leaving the game in the second half with an ankle injury. Steve Beard's 360 passing yards was a career high.

1996 DIVISION 1-AA SEMIFINALS

December 14, 1996, at Huntington, WV

(Attend. 14,414)

Northern Iowa	0	0	0	14	14
Marshall	7	3	14	7	31

Highlights: UNI's playoff nemesis, first-ranked and no. 2 seed Marshall, pulled out another win to advance to the national championship game. It was the fourth time the Panthers fell one game short of making the title game. Alonzo Clayton's 58-yard punt return set a school playoff record, while Marshall tied a UNI mark with four rushing TDs. Matt Waller's 44-yard blocked field goal at the end of the first half was a heartbreaker and would have put the Panthers only a TD down at intermission.

1995 DIVISION 1-AA FIRST ROUND

November 25, 1995, at Murray, KY

(Attend. 7,633)

Northern Iowa	7	14	7	7	35
Murray State	0	14	7	13	34

Highlights: UNI advanced to the quarterfinal round after defeating fourth-ranked and fourth seed Murray State. The victory marked UNI's first road win in the 1-AA playoffs following five losses. The Panthers were one of two lower



seeds to win their first-round games. UNI never trailed in the game. Alonzo Clayton tied a school playoff record with three TDs. MSU tied the game at 21-all with 9:05 left in the third quarter, but Chris Berg's 60-yard pass to Matt Harken with nine seconds left put the Panthers back up 28-21. MSU tied the game again with 10:24 remaining and Berg's 13-yard pass to Dedric Ward gave UNI a 35-28 lead. Matt Waller's fifth extra point of the day also tied a school playoff record. With 1:26 left, MSU scored on a seven-yard run, but Clayton blocked the extra point, snapping a streak of 79 straight PATs. Ward recovered the ensuing onside kick and UNI was able to run out the clock.

1995 DIVISION 1-AA QUARTERFINALS

December 3, 1995, at Huntington, WV

(Attend. 14,472)

Northern Iowa	14	0	3	7	24
Marshall	21	0	7	13	41

Highlights: UNI, ranked 18th and seeded 16th, fell to sixth-ranked and fifth seed Marshall. The Panthers never led in the game but did tie it twice, the last at 14-all with 5:23 left in the first quarter. The closest they could get after that was 21-17 with 10:30 left in the third quarter on a 42-yard field goal by Matt Waller. The Panthers kept up in the passing game, but gained only 36 yards rushing to Marshall's 251.

1994 DIVISION 1-AA FIRST ROUND

November 28, 1994, at Missoula, MT

(Attend. 7,958)

Northern Iowa	7	6	0	7	20
Montana	7	10	0	6	23

Highlights: UNI's fifth straight playoff appearance ended for the second year in a row in a first-round loss. The Panthers had chances to tie the game or go for the win on its last series, but Jeff Stovall was stopped for a loss of three yards on the Grizzlies 16 on a third-and-one play, and Matt Waller's 36-yard field goal attempt failed with 1:34 left in the game. Sylvester Brown rushed for a game-high 147 yards on 13 carries and Dedric Ward caught two passes for 77 yards, but UNI could not contain UM's Dave Dickenson, who completed 38-of-50 passes for 436 yards and two TDs. His leading receiver was Shalon Baker with eight catches for 145 yards.

1993 DIVISION 1-AA FIRST ROUND

November 27, 1993, at Boston, MA

(Attend. 6,882)

Northern Iowa	3	9	9	0	0	21
Boston University	0	6	7	8	0	27

Highlights: UNI, ranked 13th in the final Sports Network poll, traveled to sixth-ranked and fourth-seeded Boston

University for the first round. After leading 12-6 at halftime and seemingly having the game under control with a 21-6 lead with 11:07 remaining in the third quarter, the Terriers began their comeback bid following a 48-yard fumble recovery return with 6:48 left in the third. Boston tied the game at 21-all with 3:14 left in the game.

In the first overtime, UNI's Todd Harrington intercepted a BU pass on the one-yard line and Scott Obermeier's 20-yard field goal attempt hit the right upright. Obermeier missed a 32-yard attempt in the second overtime. After BU's 33-yard field goal attempt was blocked by Myron Glass, Andre Allen was flagged for a questionable facemask penalty and the Terriers got the ball back on the eight yardline. Two plays later, BU's Zack Burwell scored from four yards out to advance to the quarterfinal round.

UNI gained 362 yards, 263 passing, to Boston's 346, 300 passing. Jeff Stovall rushed 35 times for 122 yards, while Kurt Warner completed 15-of-28 passes with one interception and one TD.

1992 DIVISION 1-AA FIRST ROUND

November 28, 1992, at Cedar Falls, IA

(Attend. 13,149)

Eastern Washington	0	7	0	7	14
Northern Iowa	0	17	0	0	17

Highlights: UNI, ranked third in the final NCAA poll, hosted 14th ranked Eastern Washington in the first round and advanced to the quarterfinal round with the 17-14 win. EWU's Alex Lacson missed a 49-yard field goal with four seconds left in the game to preserve UNI's win. The Panthers led 17-7 at halftime on a 41-yard field goal by Scott Obermeier, a 17-yard pass from Jay Johnson to Tim Mosley and a 19-yard pass from Johnson to Kenny Shedd. EWU scored on a one-yard run with 3:02 left in the half. It made the game close when Lavon Major returned a blocked Obermeier field goal attempt 89 yards for the score with 11:59 left in the game, but UNI's defense knuckled under, holding the Eagles to only 186 yards in total offense, including 35 rushing. UNI gained 253 yards, only 29 on the ground.

1992 DIVISION 1-AA QUARTERFINALS

December 5, 1992, at Cedar Falls, IA

(Attend. 13,375)

McNeese State	0	0	7	0	7
Northern Iowa	7	15	7	0	29

Highlights: UNI took advantage of seven McNeese State turnovers to advance to the semifinal round. UNI scored on TD passes of 31, 11 and 12 yards by Jay Johnson, including two to Tim Mosley, on a safety blocked out of the endzone by Willie Beamon and on a one-yard run by linebacker William Freeney. Johnson's other TD pass was an 11-yarder to all-American Kenny Shedd, who missed the second half after running into the wall. MSU's only score of the game came on a 100-yard kickoff return which opened the second half, setting a school and 1-AA playoff record. The Cowboys' seven turnovers were more than they had given up in all of its previous three games. Freshman Kerry Joseph was intercepted four times and he had only four total heading into the game. MSU's running game, a strength all season, was limited to 62 yards, with freshman Henry Fields gaining a

PANTHERS

game-high 91 yards. Joseph completed nine-of-24 passes for 102 yards. UNI gained 96 yards rushing and Johnson completed 19-of-39 passes with one interception for 222 yards.

1992 1-AA SEMIFINALS

December 12, 1992, at Cedar Falls, IA

(Attend. 14,682)

Youngstown State	7	6	0	6	19
Northern Iowa	0	0	7	0	7

Highlights: UNI hosted seventh-ranked and defending national champion Youngstown State. Despite holding YSU to 253 yards, over 100 yards below its average, and containing rushing threat Tamron Smith to 98 yards, the Panthers couldn't overcome three lost fumbles, an interception, the fact that all-American Kenny Shedd played only in the first half with a hip pointer, and a 71-yard punt return for a TD on YSU's first possession to put the Penguins up 7-0. The loss broke UNI's 25-game home winning streak. UNI's only score was a one-yard run by Jay Johnson with eight seconds left in the third quarter. YSU scored on the punt return and four field goals, the longest being 54 yards. UNI compiled 319 yards.

1991 DIVISION 1-AA FIRST ROUND

November 30, 1991, at Cedar Falls, IA

(Attend. 8,723)

Weber State	0	7	14	0	21
Northern Iowa	14	10	7	7	38

Highlights: UNI advanced to the quarterfinal game with its win over 13th-ranked Weber State in the UNI-Dome. UNI held the potent Wildcat offense to 383 yards in total offense, including only 71 rushing yards. The Panthers gained a season-high 486 yards, including 266 on the ground, half of that coming from Tank Corner who carried the ball 26 times for 137 yards. UNI quarterback Jay Johnson completed 14-25 passes for 220 yards and three TDs.

1991 DIVISION 1-AA QUARTERFINALS

December 7, 1991, at Huntington, WV

(Attend. 16,889)

Northern Iowa	10	3	0	0	13
Marshall	21	14	3	3	41

Highlights: The fourth-ranked Panthers couldn't contain the nation's no. 1 passer and his contingent at Marshall University. UNI was held to 295 yards in total offense, including only 66 on the ground, while the Thundering Herd compiled 509 yards, including 344 through the air. The Panthers trailed 35-13 at the half and failed to score in the last two quarters, but did pick up the defense and held Marshall to only six points in the second half.

1990 DIVISION 1-AA FIRST ROUND

November 24, 1990, at Boise, ID

(Attend. 11,691)

Northern Iowa	0	3	0	0	3
Boise State	6	0	7	7	20

Highlights: UNI, ranked 11th in the nation, lost to 10th-ranked Boise State. The Panthers obviously struggled offensively, compiling only 156 yards in total offense to the Broncos' 260 yards. UNI could manage only a minus-five yards rushing. Sophomore quarterback Jay Johnson, who led the Gateway Conference in passing efficiency, completed only 13 of 45 passes for 161 yards and had six interceptions, only one less than he had thrown during the entire regular

season. UNI's only scoring came on a 29-yard field goal by all-American Brian Mitchell.

1987 DIVISION 1-AA SEMIFINALS

December 12, 1987, at Monroe, LA

(Attend. 14,443)

Northern Iowa	0	14	7	20	0	41
Northeast Louisiana	7	28	0	6	3	44

Highlights: UNI played without the services of Kodak All-American running back Carl Boyd, who broke his leg the week before against Arkansas State. The Panthers, ranked fourth, trailed 35-14 at the half but they came back to score seven unanswered points in the third period. In the fourth, they scored 20 more and tied the game with seven seconds left in regulation on a five-yard pass from Mike Smith to Sherrod Howard. The two-point conversion pass to Woody Wright sent the game into overtime. UNI's Errol Peebles fumbled on NLU's three in the first overtime possession. NLU's Teddy Garcia missed a 41 yard field goal on the Indians' first play, but he connected on his next 41 yard attempt to give NLU the lead. UNI's Danny Helmer missed a 38 yard field goal to give NLU the victory. Wright, replacing the injured Boyd in his first start, rushed for 112 yards on 20 carries. Smith's six TD passes set a playoff record.

1987 DIVISION 1-AA QUARTERFINALS

December 5, 1987, at Cedar Falls, IA

(Attend. 6,100)

Arkansas State	7	7	14	0	28
Northern Iowa	6	15	7	21	49

Highlights: The Panthers defeated 12th ranked and 1986's national runner-up to advance to the semifinals. The Panthers took advantage of three Arkansas State fumbles in the fourth quarter to stretch the margin. UNI compiled 530 yards to ASU's 363. Kodak All-American Carl Boyd rushed for 124 yards before breaking his leg late in the game, while Wes Anderson caught five passes for 121 yards.

1987 DIVISION 1-AA FIRST ROUND

November 28, 1987, at Cedar Falls, IA

(Attend. 3,887)

Youngstown State	7	7	7	7	28
Northern Iowa	7	10	14	0	31

Highlights: UNI foiled a Youngstown State attempt at a comeback, intercepting a Penguin pass and holding YSU on two consecutive fourth down conversions in the fourth quarter. YSU scored its last TD with only 8:51 left in the game, necessitating the Panthers' heroics to preserve the win. Even with the interception and fourth down saves, UNI's Carl Boyd fumbled the ball at Youngstown's 20 with just over a minute to play. The Penguins drove to UNI's 23, but missed a 40 yard field goal with seconds left. Boyd rushed for 126 yards on 23 carries.

1985 DIVISION 1-AA SEMIFINALS

December 14, 1985, at Cedar Falls, IA

(Attend. 12,300)

Georgia Southern	14	3	7	16	40
Northern Iowa	14	6	3	10	33

Highlights: Georgia Southern brought its "Hambone" offense to the UNI-Dome. The Eagles scored their last TD with only 34 seconds left in the game after UNI had tied the contest at the 2:44 mark. The game see-sawed back and

forth until it came down to which team had last possession, or at least enough time to make a score possible. The game was tied four times.

1985 DIVISION 1-AA QUARTERFINALS

December 7, 1985, at Cedar Falls, IA

(Attend. 6,220)

Eastern Washington	0	0	7	7	14
Northern Iowa	10	7	0	0	17

Highlights: UNI took a 10-0 first quarter lead on a 32 yard field goal by Kevin Mote and a 13 yard pass from Mike Smith to Brian Baker, who later broke his hand. The Panthers had a 17-0 halftime advantage but didn't score again, while EWU pulled to within 10 points in the third period and scored its last TD with 12:47 left in the game on an 84 yard punt return. The Eagles got as far as their own 44 with time running out on the clock, but the quarterback was sacked for a loss of four on a fourth down play. Errol Peebles rushed for 129 yards on 26 carries, his fifth 100-plus game of the year.

1975 DIVISION II PLAYOFFS

(First Round)

November 29, 1975, at Cedar Falls, IA

(Attend. 2,500)

Western Kentucky	0	7	7	0	14
Northern Iowa	6	0	0	6	12

Highlights: In what has since been dubbed the "Mud Bowl", UNI struggled with Western Kentucky in heavy rain, 42-degree temperatures and a 16 mph wind in the last game to be played in O.R. Latham Stadium. The Panthers closed to within two points when they rallied with 12:25 left in the game. The last TD was set up when Jim Fransen put WKU in a hole by booting a 64 yard punt to its one yard line. UNI had two chances to cash in in the final period but two errant field goals by Fransen buried the Panthers' chances deep into the muddy field. Fransen missed from 38 and 27 yards.

1964 PECAN BOWL

December 12, 1964, at Abilene, TX

State College of Iowa	7	6	6	0	19
Lamar Tech	3	0	7	7	17

Highlights: In the first NCAA-sanctioned Pecan Bowl, UNI scored an impressive victory over Lamar Tech behind a sensational performance by two-time All-American fullback Randy Schultz. Schultz ran for 160 yards on 38 carries and scored two TDs. He was named outstanding back of the game and teammate Loren Buser received the outstanding lineman award.

1960 MINERAL WATER BOWL

November 26, 1960, at Excelsior Springs, MO

Highlights: Iowa State Teachers College ran into a bulldozer from Hillsdale College (MI) which won the contest 17-6. The Panthers never really got going after finishing the season with a fine 9-0 record and winning the North Central Conference title.

NCAA 1-AA STATISTICAL RANKINGS

(COMPLETE SINCE 1990)

Team

Yr.	R	P	TO	SC	RD	PD	TD	SCDef	NP	PRet	KORet	TOMar
1996	52nd	17th	13th	11th	78th	31st	67th	17th	41st	17th	3rd	2nd
1995	73rd	15th	30th	40th	28th	12th	T16th	13th	32nd	108th	9th	T50th
1994	81st	34th	58th	68th	34th	23rd	25th	19th	49th	71st	19th	T66th
1993	80th	15th	27th	T23rd	71st	6th	10th	25th	19th	8th	3rd	T87th
1992	66th	32nd	49th	14th	15th	41st	9th	6th	20th	2nd	28th	T25th
1991	37th	33rd	30th	10th	8th	11th	4th	8th	16th	17th	8th	T10th
1990	69th	12th	29th	17th	14th	25th	36th	T18th	11th	4th	2nd	T6th

Individual

Yr.	R	P	TO	Rec/G	RecYds/G	Int	P	PRet	KORet	FG	SC	APRun
1996	Stovall-27th	Beard-2nd	Beard-14th	-	Ward-5th Clayton-T30th	Talton-T7th Dalton-T23rd	-	-	Talton-2nd	Waller-T10th	Ward-T13th Waller-23rd Stovall-T33rd	Ward-45th
1995	-	Berg-4th	Berg-35th	Ward-45th	Ward-1st	Talton-T13th Easter-T28th	Urbanek-34th	-	Taylor-15th	Waller-T34th	Ward-T31st	Ward-43rd
1994	-	-	O'Donnell-41st	Ward-T29th	Ward-18th	-	Elsbernd-24th	-	-	Waller-2nd	Waller-T45th	-
1993	Stovall-35th	Warner-9th	Warner-24th	-	Mosley-25th	-	-	-	-	Obermeier-T28th	Stovall-T9th	-
1992	Corner-50th	Johnson-10th	Johnson-33rd	-	Shedd-16th	-	Mosley-5th	Shedd-3rd	Shedd-21st	Obermeier-2nd	Obermeier-14th Shedd-9th	Shedd-T24th
1991	-	Johnson-7th	Johnson-34th	-	-	-	Mosley-18th	Shedd-18th	-	Mitchell-1st	Mitchell-6th	-
1990	-	Johnson-2nd	Johnson-13th	-	-	Beamon-T7th	Rush-26th	Shedd-2nd	Shedd-7th	Mitchell-1st	Mitchell-3rd	Shedd-12th

UNI'S NCAA 1-AA/MISCELLANEOUS RECORDS

Highest Passing Efficiency Rating Points, Game (min. 25-44 att.)—283.3, Mike Smith vs. McNeese State, 1986

Most Passing Yards Per Attempt, Season (min. 250-324 att.)—10.3, Mike Smith, 1986

Most Passing Yards Per Attempt, Career (min. 500-999 att.)—9.5, Jay Johnson, 1989-92

Most Yards Gained Per Completion, Career (min. 350-999 att.)—17.8, Jay Johnson, 1989-92

Highest Average Gain Per Reception, Season (min. 30-59 reaps.)—26.5, Dedric Ward, 1995

Most TDs Scored on Punt Returns, Career—7, Kenny Shedd, 1989-92

Most TDs Scored on Punt Returns, Season—4 (Ties), Kenny Shedd, 1992 (27 returns)

Gaining 1,000 Yards on Punt Returns and 1,000 Yards on Kickoff Returns, Career—Kenny Shedd, 1989-92 (1,081 on punts and 1,359 on kickoffs)

Most TDs scored on Kick Returns, Career—7, (Ties) Kenny Shedd, 1989-92 (7 punts)

Most Consecutive PATs Made, Career—121, Brian Mitchell, 1987, 1989-91

Highest Percentage of PATs Made, Career (min. 120 att.)—99.2, Brian Mitchell, 1987, 1989-91

Most Points Scored by Kicking, Season—109, Brian Mitchell, 1990

Most Points Scored by Kicking Per Game, Season—9.9, Brian Mitchell, 1990

Most Field Goals Made, Season—26 (Ties), Brian Mitchell, 1990

Most Field Goals Made Per Game, Season—2.4 (Ties), Brian Mitchell, 1990

Highest Percentage Field Goals Made, Season (min. 20 att.)—96.3, Brian Mitchell, 1990

Consecutive Field Goals Made, Season—21, Brian Mitchell, 1990

Consecutive Field Goals Made, Career—26, Brian Mitchell, 1990-91

Highest Percentage of Field Goals Made, Under 40 Yards, Season (min. 15)—100.0 (Ties), Brian Mitchell, 1990 (23-23)

Most Times Kicking Two or More Field Goals in a Game, Season—10, Brian Mitchell, 1991

Most Times Kicking Three or More Field Goals in a Game, Season—7, Brian Mitchell, 1990

Most Times Kicking Three or More Field Goals in a Game, Career—11, Brian Mitchell, 1987, 1989-91

Longest Home Winning Streaks—25 (4th high), 1989-92; 23 (5th high), 1983-87

Fewest Rushes Allowed, Game—11 by Western Illinois, 1987

Most Punt Returns, Game—12, UNI vs. Youngstown State, 1984

Highest Average Gain Per Pass Attempt (min. 250-399 atts.)—10.5, 1995 (250-2,616)

Longest Plays, Passing—99, Jay Johnson to Kenny Shedd vs. Oklahoma State, 1990 (Ties)

Longest Plays, Interception Returns—100, Moses Aimable vs. Western Illinois, 1985 (Ties)

Longest Plays, Punt Returns—93 (Ties 5th high), Joe Fuller vs. Wisconsin-Whitewater, 1984

Post-Graduate Scholarship Winners—Owen Dockter, 1981

Leading Teams in 1996 Home Attendance, 1-AA—13th (13,181 avg.)

Key-

R-Rushing, P-Passing, TO-Total Offense, SC-Scoring Offense, RD-Rushing Defense, PD-Pass Efficiency Defense, TD-Total Defense, SCDef-Scoring Defense, NP-Net Punting, PRet-Punt Returns, KORet-Kickoff Returns, TOMar-Turnover Margin, Rec/G-Receptions Per Game, RecYds/G-Receiving Yards Per Game, Int-Interceptions, P-Punting, FG-Field Goals, APRun-All-Purpose Running, -None Ranked in Top 50

Tyree Talton ranked second in the nation in kickoff returns and was tied for seventh in interceptions in 1996.



SCHOOL PLAYOFF RECORDS

INDIVIDUAL

Rushing

Game: 160, Randy Schultz (Pecan Bowl), 1964
Longest Run: 68, Sylvester Brown (vs. Montana), 1994

Passing

Attempted: 62, Mike Smith (vs. Northeast Louisiana), 1987
Completed: 37, Mike Smith (vs. Northeast Louisiana), 1987
Intercepted: 6, Jay Johnson (vs. Boise State), 1990
Yardage: 418, Mike Smith (vs. Northeast Louisiana), 1987
TDs: 6, Mike Smith (vs. Northeast Louisiana), 1987
Longest Completion: 78, Mike Smith (vs. Arkansas State), 1987
Longest Scoring: 78, Mike Smith (vs. Arkansas State), 1987

Receiving

Caught: 12, Wes Anderson (vs. Northeast Louisiana), 1987
Longest: 78, Wes Anderson (vs. Arkansas State), 1987
Longest TD: 78, Wes Anderson (vs. Arkansas State), 1987
Most Yardage: 143, Scott Francke (vs. Georgia Southern), 1985
TD Catches: 3, Sherrod Howard (vs. Northeast Louisiana), 1987; Alonzo Clayton (vs. Murray State), 1995

Scoring

TDs: 3, Sherrod Howard (vs. Northeast Louisiana), 1987; Mike Schulte (vs. Weber State), 1991; Alonzo Clayton (vs. Murray State), 1995
PAT Attempts: 5, Danny Helmer (vs. Arkansas State), 1987; Brian Mitchell (vs. Weber State), 1991; Matt Waller (vs. Murray State), 1995
PATs Made: 5, Danny Helmer (vs. Arkansas State), 1987; Brian Mitchell (vs. Weber State), 1991; Matt Waller (vs. Murray State), 1995

Total Offense

Yards: 410, Mike Smith (vs. Northeast Louisiana), 1987

Miscellaneous

Longest KO Return: 97, Tyree Talton (vs. Eastern Illinois), 1996
Longest Punt Return: 58, Alonzo Clayton (vs. Marshall), 1996
Passes Intercepted: 2, Bruce Montgomery (Pecan Bowl), 1964; Todd Harrington (vs. Boston University), 1993
Longest Interception Return: 39, Bruce Montgomery (Pecan Bowl), 1964

TEAM

Rushing

No.: 71 (Pecan Bowl), 1964
Yards: 266 (vs. Weber State), 1991

Passing

Attempts: 62 (vs. Northeast Louisiana), 1987
Completions: 37 (vs. Northeast Louisiana), 1987
Interceptions: 6 (vs. Boise State), 1990
Yards: 418 (vs. Northeast Louisiana), 1987
TDs: 6 (vs. Northeast Louisiana), 1987

Total Offense

Plays: 107 (vs. Northeast Louisiana), 1987
Yards: 552 (vs. Georgia Southern), 1985

Defensive Records

Rushing by an Opponent
Plays: 60 (Eastern Illinois), 1996
Yards: 415 (Georgia Southern), 1985
TDs: 4 (Georgia Southern), 1985; (Marshall), 1996
Longest TD: 70 (Georgia Southern), 1985

Passing by an Opponent

Attempts: 51 (Montana), 1994; (Murray State), 1995
Completions: 38 (Montana), 1994
Interceptions: 4 (McNeese State), 1992
Yards: 436 (Montana), 1994
TDs: 5 (William & Mary), 1996
Longest TD: 80 (Pecan Bowl), 1964

Total Offense

Plays: 91 (Murray State), 1995
Yards: 590 (Murray State), 1995

Rushing — Least Against UNI

Plays: 23 (Eastern Washington), 1985
Yards: 18 (Montana), 1994

Passing — Least Against UNI

Attempts: 6 (Georgia Southern), 1985
Completions: 2 (Georgia Southern), 1985
Interceptions: 0 (Several)
TDs: 0 (Several)

Total Offense — Least Against UNI

Plays: 50 (Pecan Bowl), 1964
Yards: 164 (Western Kentucky), 1975

Scoring

Most Points: 44 (Northeast Louisiana), 1987
Least Points: 7 (McNeese State), 1992

MOST TIMES IN 1-AA PLAYOFFS

1. Eastern Kentucky	16
2. Idaho	11
Jackson State	11
4. Delaware	9
Northern Iowa	9
6. Georgia Southern	8

DIVISION 1-AA ALL-TIME WON-LOST RECORDS BY VICTORIES

Includes records as a senior college only, minimum of 20 seasons of competition. Bowl and playoff games are included and each tie game is computed as half won and half lost.

Team	Wins
Yale	783
Princeton	724
Pennsylvania	715
Harvard	711
Fordham	677
Dartmouth	612
Lafayette	578
Cornell	564
Delaware	533
Holy Cross	529
Lehigh	527
Dayton	504
Bucknell	494
Brown	493
Northern Iowa	491
Colgate	489
Butler	485
Drake	467
Villanova	458
Furman	452
Middle Tennessee	449
William & Mary	449
Massachusetts	445
Florida A&M	444
Eastern Kentucky	443
Southern	438
Tennessee St.	434
Tennessee-Chattanooga	426
Virginia Military	426
New Hampshire	421
Western Kentucky	417
Northwestern State	412
Appalachian State	412

NORTHERN IOWA

TEAM RECORDS

Rushing Attempts—Game: 79 vs. North Dakota (1951)
Season: 624 (1976)

Fewest Rushes Allowed—11 vs. Western Illinois (1987)

Net Yards Rushing—Game: 636 vs. Augustana (1951)
Season: 2,760 (1976)

TDs Scored Rushing—Game: 10 vs. Augustana (1951)
Season: 29 (1964)

First Downs Rushing—Game: 22 vs. Morgan State (1988); vs. Southern Illinois (1992)
Season: 142 (1964)

Passes Attempted—Game: 58 vs. Montana State (1986)
Season: 373 (1981)

Passes Completed—Game: 30 vs. Southwest Missouri State (1980)
Season: 221 (1981)

Passes Intercepted—Game: 7 vs. North Dakota (1970); vs. Montana State (1986)
Season: 31 (1970)

Net Yards Passing—Game: 429 vs. Montana State (1986)
Season: 3,426 (1986)

TDs Scored Passing—Game: 6 vs. McNeese State (1986)
Season: 29 (1986)

Consecutive Games With TD Pass—16, 1980-82 (Steve Sandon, Larry Miller)

First Downs Passing—Game: 20 vs. Montana State (1986)
Season: 139 (1986)

Total Offense Attempts—Game: 103 vs. Western Illinois (1987)
Season: 872 (1985)

Net Yards Total Offense—Game: 726 vs. Evansville (1980)
Season: 5,213 (1986)

Total First Downs—Game: 33 vs. Augustana (1977); vs. Western Illinois (1987)
Season: 254 (1986)

Most Victories, Season—10 (1985, 1991, 1992, 1996)

Most Consecutive Wins (Reg. Season)—16 (1991-92)

Most All-Time Consecutive Wins Over an Opponent in a Series—9, vs. Augustana (SD) (1947-55, 1960-68); vs. Morningside (1959-67); vs. North Dakota (1947-55); vs. South Dakota State (1964-72)

Most Consecutive CURRENT Wins Over an Opponent in a Series—7, vs. Southwest Missouri State

All-Time Home Winning Streak in Regular-Season Games—29, Sept. 23, 1989-Sept. 17, 1994

Most Losses, Season—9 (1978)

Most Consecutive Losses—7 (1916, 1968-69)

Most Ties, Season—3 (1928, 1937)

Points Scored—Game: 82 vs. Wisconsin-Platteville (1915, 82-0)
Season: 384 (1996, 11 games)

Points Scored Against—Game: 95 vs. Iowa State (1914, 95-0)
Season: 322 (1981, 11 games)

Most Points Scored, Second Half—49 vs. Wisconsin-Whitewater (1984)

Most Field Goals Made Per Game—2.4 (1990, 26 made)

Fumbles in a Game—9 vs. Southern Illinois (1983)

Fumbles Lost in a Game—6 vs. Southern Illinois (1983)

Interceptions Made—Game: 7 vs. South Dakota (1960)
Season: 27 (1975)

Most Punt Returns, Game—12 vs. Youngstown State (1984)

HIGHEST SCORING

GAMES

(Both Teams)

Pts. Opponent	Yr.	W/L	Score
137 Coe	1899	L	57-80
96 Evansville	1980	W	63-33
95 Iowa	1914	L	0-95
93 McNeese St.	1986	W	55-38
88 Youngstown St.	1981	W	45-43
87 Wyoming	1993	L	42-45
82 UW-Platteville	1915	W	82-0
81 Iowa Training	1904	W	76-5
81 South Dakota St.	1952	W	47-34
80 Upper Iowa	1900	L	12-68
80 UW-Whitewater	1984	W	73-7
78 Nevada-Las Vegas	1975	L	30-48
77 Wayne St. (NE)	1988	W	77-0
77 Iowa St.	1987	L	38-39
76 Youngstown St.	1985	W	50-26
75 Coe	1904	W	75-0
74 Augustana	1951	W	67-7
73 Morgan St.	1988	W	59-14
73 Idaho	1981	L	14-59
71 Dubuque	1919	W	71-0
71 South Dakota St.	1953	L	19-52
71 Montana St.	1986	L	25-46
70 NE Missouri St.	1956	W	44-26
70 Western Kentucky	1991	W	49-21
70 Indiana State	1991	W	49-21

MARGINS OF DEFEAT

Mar. Opponent	Year	Score
95 Iowa	1914	0-95
68 Iowa	1900	0-68
58 North Dakota St.	1977	0-58
58 Iowa	1902	5-63
56 Upper Iowa	1900	12-68
52 Iowa St.	1902	0-52
50 Drake	1900	0-50
49 Coe	1918	3-52
49 Pitt	1988	10-59
47 Drake	1945	6-53
45 Idaho	1981	14-59
42 Lennox	1896	0-42
42 Iowa	1913	3-45
42 North Dakota St.	1972	0-42

MARGINS OF VICTORY

Mar. Opponent	Year	Score
82 UW-Platteville	1915	82-0
77 Wayne St. (NE)	1988	77-0
75 Coe	1904	75-0
71 Iowa Training	1904	76-5
71 Dubuque	1919	71-0
66 UW-Whitewater	1984	73-7
63 Lennox	1910	63-0
56 Waterloo HS	1897	56-0
56 Ellsworth JC	1921	56-0
55 Lennox	1903	55-0
54 Fairbank HS	1908	54-0
51 Ellsworth JC	1919	51-0
50 Augustana	1954	50-0
50 Morgan St.	1991	56-6
49 Augustana	1949	49-0
49 Augustana	1964	49-0
48 Moorhead State	1993	48-0
48 Nebraska-Omaha	1942	48-0
48 Iowa Wesleyan	1924	54-6
47 Augustana	1952	47-0
46 Drake	1946	46-0
46 Montana St.	1987	53-7
45 Western Illinois	1987	52-7
45 Simpson	1940	52-7
45 North Dakota St.	1941	51-6
45 Morgan St.	1988	59-14
45 Lock Haven	1995	55-10
45 Winona St.	1995	48-3

TOP ATTENDANCE

FIGURES (SINCE 1976)

IN THE UNI-DOME

- 16,324 vs. Southwest Missouri St. (1990); vs. Idaho (1992); vs. Southwest Missouri St. (1992); vs. Southern Illinois (1993); vs. McNeese State (1994); vs. Illinois State (1994); vs. Idaho (1995)
- 15,476 vs. Western Illinois (1996)
- 15,429 vs. Indiana State (1991)

- 15,383 vs. Western Illinois (1994)
- 15,100 vs. North Dakota St. (1976)
- 15,086 vs. Illinois St. (1992)
- 14,920 vs. Indiana St. (1988)
- 14,727 vs. Southwest Missouri St. (1996)
- 14,692 vs. McNeese St. (1996)
- 14,689 vs. Illinois St. (1990)
- 14,552 vs. Western Illinois (1992)
- 14,522 vs. Illinois State (1996)
- 14,431 vs. Indiana State (1993)

ON THE ROAD

- 70,397 at Iowa (1995)
- 50,120 at Minnesota (1987)
- 46,515 at Iowa St. (1987)
- 46,219 at Iowa St. (1988)
- 45,647 at Iowa St. (1990)
- 40,646 at Iowa St. (1992)
- 40,294 at Iowa St. (1994)
- 40,122 at Iowa St. (1996)
- 36,300 at Oklahoma St. (1990)
- 35,755 at Pittsburgh (1988)
- 28,820 at Kansas St. (1986)
- 28,275 at Kansas St. (1989)
- 19,572 at McNeese St. (1993)

OVERALL

- 70,397 at Iowa (1995)
- 50,120 at Minnesota (1987)
- 46,515 at Iowa St. (1987)
- 46,219 at Iowa St. (1988)
- 45,647 at Iowa St. (1990)
- 40,646 at Iowa St. (1992)
- 40,295 at Iowa St. (1994)
- 40,122 at Iowa St. (1996)
- 36,300 at Oklahoma St. (1990)
- 35,755 at Pittsburgh (1988)
- 28,820 at Kansas St. (1986)
- 28,275 at Kansas St. (1989)
- 19,572 at McNeese St. (1993)

ALL-TIME RUSHING LEADERS

Game

1. Kelly Ellis vs. Western Illinois, 1979 382
2. Steve Harris vs. NW Missouri St., 1984 275
3. Tank Corner vs. Southern Illinois, 1992 254
4. Randy Schultz vs. South Dakota St., 1963 253
5. Jeff Stovall vs. Southern Illinois, 1996 248
6. Chris Milliner vs. Evansville, 1980 221
7. Wes Anderson vs. Wayne State, 1988 219
8. Dan Boals vs. North Dakota, 1961 208
9. Chris Milliner vs. Arkansas Tech, 1980 205
10. Carl Boyd vs. Delaware State, 1985 203
11. Carl Boyd vs. Eastern Illinois, 1987 195

1,000-YARD RUSHERS

(Since 1949. Includes playoff games)

1. 1,258, Carl Boyd (1985)
2. 1,223, Carl Boyd (1987)
3. 1,191, Jeff Stovall (1993)
4. 1,131, Steve Harris (1984)
5. 1,105, Jeff Stovall (1996)
6. 1,104, Tom Scalissi (1975)
7. 1,093, Kelly Ellis (1979)
8. 1,072, Randy Schultz (1964)
9. 1,039, Dan Boals (1962)
10. 1,013, Pat Batten (1974)
11. 1,010, Neal Moses (1976)
12. 1,003, Dan Boals (1961)

Individual Records

(REGULAR SEASON ONLY)

RUSHING

Attempted—Game: 47, Steve Harris vs. Northwest Missouri St. (1984)
Season: 275, Steve Harris (1984)
Career: 750, Jeff Stovall (1993-96)

Yards Gained Rushing—Game: 382, Kelly Ellis vs. Western Illinois (1979)**
Season: 1,131, Steve Harris (1984)
Career: 3,452, Jeff Stovall (1993-96)

Rushing TDs—Game: 4, Art Landau vs. Morningside (1953); Randy Schultz vs. South Dakota (1965); Terry Allen vs. Nebraska-Omaha (1976); Kelly Ellis vs. South Dakota (1977); Terry Allen vs. North Dakota (1978)
Season: 16, Jeff Stovall (1993)
Career: 43, Jeff Stovall (1993-96)

Longest TD Run—98, Arnold Paulsen vs. Augustana (1951)

Longest Running Play from Scrimmage—98, Arnold Paulsen vs. Augustana (1951)

PASSING

Attempted—Game: 46, Phil Schooley vs. Morningside (1968)
Season: 367, Steve Sandon (1981)
Career: 943, Mike Smith (1984-87)

Consecutive Games with TD Pass—Individual: 13, Steve Sandon (1980-81)

Longest TD Pass—99, Jay Johnson to Kenny Shedd (vs. Oklahoma State, 1990)

TD Passes Thrown—Game: 6, Mike Smith vs. McNeese State (1986)
Season: 27, Mike Smith (1986)
Career: 58, Mike Smith (1984-87)

Passes Had Intercepted—Game: 6, Al Wichtendahl vs. Augustana (1970)
Season: 26, Steve Sandon (1981)
Career: 60, Steve Sandon (1978-81)

Yards Gained Passing—Game: 413, Mike Smith vs. McNeese State (1986)
Season: 3,125, Mike Smith (1986)
Career: 8,219, Mike Smith (1984-87)

Most Yards Passing as—
Freshman: 726, Mike Smith (1984)
Sophomore: 2,894, Mike Smith (1985)

Junior: 3,125, Mike Smith (1986)
Senior: 2,700, Steve Sandon (1981)

TOTAL OFFENSE

Total Attempts—Game: 54, Steve Sandon vs. Eastern Illinois (1980)
Season: 397, Terry Allen (1976)
Career: 1,163, Mike Smith (1984-87)

Yards Gained—Game: 448, Mike Smith vs. McNeese State (1986)
Season: 3,114, Mike Smith (1986)
Career: 8,145, Mike Smith (1984-87)

RECEPTIONS

Passes Caught—Game: 12, Dick Beetsch vs. Drake (1953)
Season: 78, Ken Harvey (1981)
Career: 176, Dedric Ward (1993-96)

Yards Gained Passes Caught—Game: 247, Dedric Ward vs. Illinois State (1996)
Season: 1,169, Dedric Ward (1996)
Career: 3,876, Dedric Ward (1993-96)

Longest Reception—99, Jay Johnson to Kenny Shedd (1990, vs. Oklahoma State)

TD Passes Caught—Game: 4, Dick Beetsch vs. South Dakota (1954); Dedric Ward vs. Western Illinois (1995)
Season: 15, Ken Harvey (1981)
Career: 41, Dedric Ward (1993-96)

Consecutive Games Reception TDs—7, Dedric Ward (1994-95)

SCORING

TDs Scored—Game: 4, Randy Schultz vs. South Dakota (1965); Dick Beetsch vs. South Dakota (1954); Art Landau vs. Morningside (1953); Terry Allen vs. Nebraska-Omaha (1976); Kelly Ellis vs. South Dakota (1977); Terry Allen vs. North Dakota (1978); Dedric Ward vs. Western Illinois (1995)
Season: 17, Jeff Stovall (1993)
Career: 44, Jeff Stovall (1993-96)

PATs Scored—Game: 11, Doug Jackson vs. Wayne State (1988)
Season: 40, Brian Mitchell (1991)
Career: 101, Brian Mitchell (1989-91)

Consecutive PATs Scored—101, Brian Mitchell (1989-91)

Points Scored—Game: 24, Randy Schultz vs. South Dakota (1965); Dick

Beetsch vs. South Dakota (1954); Art Landau vs. Morningside (1953); Terry Allen vs. Nebraska-Omaha (1976), vs. North Dakota (1978); Kelly Ellis vs. South Dakota State (1977); Dedric Ward vs. Western Illinois (1995)
Season: 109, Brian Mitchell (1990)
Career: 278, Brian Mitchell (1989-91)

Consecutive Games Scoring Points—33, Brian Mitchell (1989-91)

Most Points Scored by a Kicker—Game: 18, Brian Mitchell (vs. Idaho, 1991)
Season: 109, Brian Mitchell (1990)
Career: 278, Brian Mitchell (1989-91)

Most Points Scored by Kicking Per Game, Season—9.9, Brian Mitchell (1990)**

FIELD GOALS

Longest Field Goal—57, Brian Mitchell (Illinois State, 1991)

Field Goals Attempted—Game: 5, Gene Dietrich vs. South Dakota (1971); Brian Mitchell vs. Idaho (1991)
Season: 30, Mike Molstead (1984)

Field Goals Made—Game: 5, Brian Mitchell vs. Idaho (1991)
Season: 26, Brian Mitchell (1990)**
Career: 60, Brian Mitchell (1989-91)

Consecutive Field Goals Made—Season: 21, Brian Mitchell (1990)**
Career: 26, Brian Mitchell (1990-91)

Highest Percentage Field Goals Made, Season—96, Brian Mitchell (1990)**

Highest Percentage Field Goals Made Under 40 Yards, Season—100, Brian Mitchell (1990)**; Scott Obermeier (1992)

Most Times Kicking Three Field Goals in a Game, Season—7, Brian Mitchell (1990)**

Most Times Kicking Two or More Field Goals in a Game, Season—10, Brian Mitchell (1990)**

PUNTING

Punting Average—Game: 51.0, Clay Netusil vs. Central Missouri State

(1984)
Season: 43.1, Mike Johnson (1983); Clay Netusil (1986)

Most Punts—Game: 13, Clay Netusil vs. Youngstown State (1984)
Season: 79, Mike Johnson (1982)
Career: 207, Mike Johnson (1980-83)

Most Punt Yardage—Season: 3,000, Mike Johnson (1982)
Career: 8,169, Mike Johnson (1980-83)

Longest Punt—76, Tim Mosley vs. Indiana State (1992)

RETURNS

Pass Interceptions—Game: 3, Nelson Converse vs. Morningside (1972); Randy Junkman vs. Augustana (1971); Lynn King vs. Augustana (1966); Bruce Montgomery vs. North Dakota (1964); Dave Cox vs. South Dakota (1960); Leo Kagan vs. Northeast Missouri State (1939); Nick Maragos vs. Morningside (1975); Mike Smiley vs. Eastern Illinois (1979); Tyree Talton vs. Iowa (1995)
Season: 8, Bill Smith (1967); Willie Beamon (1990)
Career: 20, Mike Woodley (1970-73)

Yards, Intercepted Passes—Game: 110, Willie Beamon (vs. Eastern Illinois, 1989)
Season: 169, Tyree Talton (1996)
Career: 257, Joe Fuller (1982-85)

Longest Interception Return—100, Moses Aimable (vs. Western Illinois, 1985)

Longest Kickoff Return—100, Ben McCabe vs. Coe (1939-TD); Craig Nordlie vs. Drake (1981-TD)

Most Kickoff Return Yards—Game: 197, Tyree Talton (vs. Iowa State, 1996)
Season: 835, Wes Anderson (1988)
Career: 1,259, Kenny Shedd (1989-92)

Longest Punt Return—93, Joe Fuller vs. Wisconsin-Whitewater (1984)

Most Punt Return Yards—Game: 131, Milo Popovic (vs. Wayne State, 1988)
Season: 525, Milo Popovic (1989)
Career: 1,072, Kenny Shedd (1989-92)

**Led nation in category

NORTHERN IOWA

ANNUAL TEAM YARDAGE

(SINCE 1954)

OFFENSE						DEFENSE					
YEAR	RUSHING YARDS	RUSH Y/GAME	PASSING YARDS	PASS Y/GAME	TOTAL YARDS	YEAR	RUSHING YARDS	RUSH Y/GAME	PASSING YARDS	PASS Y/GAME	TOTAL YARDS
1996	2038	145.6	3607	257.6	5645	1996	2560	182.9	2488	177.7	5048
1995	1715	131.9	3223	247.9	4938	1995	1845	141.9	2281	175.5	4126
1994	1804	150.3	2525	210.4	4329	1994	1526	127.2	2212	184.3	3738
1993	1986	136.3	3116	259.7	4751	1993	2388	162.4	1661	138.4	3610
1992	2148	123.8	3006	214.7	4739	1992	2282	122.6	2171	155.1	3887
1991	2256	173.5	2728	209.9	4984	1991	1967	113.6	2095	161.2	3572
1990	1217	101.4	3070	255.8	4287	1990	1912	122.0	2496	208.0	3960
1989	1259	114.5	2163	196.6	3422	1989	1984	145.4	1643	149.4	3242
1988	2538	204.0	1702	154.7	3946	1988	1639	115.5	1937	176.1	3207
1987	2340	167.1	3661	261.5	6001	1987	2522	180.1	2456	175.4	4978
1986	1787	162.5	3426	311.5	5213	1986	1372	124.7	2021	183.7	3393
1985	2622	201.7	3205	246.5	5827	1985	1464	112.6	2612	200.9	4076
1984	1583	143.9	2714	246.7	4297	1984	704	64.0	2063	187.5	2767
1983	1210	110.0	2231	202.8	3441	1983	1346	122.4	1874	170.4	3220
1982	1243	113.0	1915	174.1	3158	1982	1673	152.1	2089	189.9	3762
1981	964	87.6	2710	246.4	3674	1981	2371	215.5	1699	154.5	4070
1980	1649	149.9	2904	264.0	4553	1980	1137	103.4	1742	158.4	2879
1979	1795	163.2	820	74.5	2615	1979	1748	158.9	1701	154.6	3449
1978	1751	159.2	1289	117.2	3040	1978	2352	213.8	1604	145.8	3956
1977	2463	223.9	1317	119.7	3780	1977	2335	212.3	1802	163.8	4137
1976	2760	250.9	1131	102.8	3891	1976	1314	119.5	1954	177.6	3793
1975	2366	197.2	1793	149.4	4159	1975	2296	191.3	1235	102.9	3531
1974	2250	225.0	1750	175.0	4000	1974	2653	265.3	1046	104.6	3699
1973	1794	179.4	1303	130.3	3097	1973	1845	184.5	1003	100.3	2848
1972	1728	172.8	867	86.7	2595	1972	1731	173.1	1562	156.2	3293
1971	781	86.8	850	94.4	1643	1971	1258	139.8	797	88.6	2103
1970	1048	104.8	992	99.2	2040	1970	2203	220.3	1337	133.7	3540
1969	1463	146.3	1905	190.5	3368	1969	2062	206.2	1202	120.2	3264
1968	1553	155.3	1800	180.0	3353	1968	1591	159.1	1135	113.5	2726
1967	1530	153.0	1226	122.6	2756	1967	1209	120.9	1100	110.0	2309
1966	1262	140.2	1097	121.9	2359	1966	1473	163.7	1074	119.3	2547
1965	1478	164.2	789	87.7	2267	1965	1069	118.8	1067	118.6	2136
1964	2632	239.3	960	87.3	3592	1964	888	80.7	985	89.5	1873
1963	2077	230.8	655	72.8	2732	1963	1351	150.1	667	74.1	2018
1962	2260	251.1	511	56.8	2771	1962	960	106.7	913	101.4	1873
1961	2276	252.9	791	87.9	3067	1962	1027	114.1	763	84.8	1790
1960	1979	197.9	1222	122.2	3201	1962	1445	144.5	806	80.6	2251
1959	2027	225.2	548	60.9	2575	1959	1305	145.0	733	81.4	2038
1958	1400	155.6	856	95.1	2256	1958	1768	196.4	452	50.2	2220
1957	2064	258.0	366	45.8	2430	1957	1466	183.3	883	110.4	2340
1956	2054	256.8	467	58.4	2521	1956	1401	175.1	852	106.5	2253
1955	2202	244.7	680	75.6	2882	1955	1493	165.9	581	64.6	2074
1954	1414	176.8	1649	206.1	3063	1954	1372	171.5	759	94.9	2131

PANTHERS

ANNUAL CHAMPIONS

X-Statistic Unavailable



Pat Batten



Bill Salmon

RUSHING (1949-1996)

YEAR	PLAYER	ATT.	YDS.	AVG.	TD
1996	Jeff Stovall	258	1105	4.3	15
1995	Jeff Stovall	173	716	4.1	7
1994	Jeff Stovall	176	823	4.7	8
1993	Jeff Stovall	266	1191	4.5	16
1992	Tank Corner	240	903	3.8	6
1991	Tank Corner	172	873	5.1	5
1990	Mike Schulte	151	642	4.3	0
1989	Steve Hougom	152	618	4.1	4
1988	Woody Wright	159	599	3.8	4
1987	Carl Boyd	253	1223	4.8	12
1986	Errol Peebles	147	747	5.1	6
1985	Carl Boyd	288	1258	4.4	17
1984	Steve Harris	275	1131	4.1	9
1983	Chris Miliner	134	530	4.0	7
1982	Chris Miliner	115	455	4.0	3
1981	Davey Lewis	176	654	3.7	5
1980	Chris Miliner	163	899	5.5	5
1979	Kelly Ellis	228	1093	4.8	3
1978	Kelly Ellis	189	742	3.9	4
1977	Kelly Ellis	157	853	5.4	10
1976	Neal Moses	167	1010	6.0	6
1975	Tom Scalissi	241	1104	4.6	6
1974	Pat Batten	184	1013	5.5	12
1973	Pat Batten	133	645	4.9	0
1972	Scott Swartzendruber	144	547	3.8	7
1971	Jerry Roling	160	388	2.2	5
1970	Roger Jones	127	404	3.2	5
1969	Roger Jones	160	676	4.2	5
1968	Dennis Kettner	186	826	4.4	8
1967	Ralph Thomsen	186	776	4.1	8
1966	Terry Fox	140	620	4.4	X
1965	Randy Schultz	210	909	4.3	X
1964	Randy Schultz	236	1072	4.5	X
1963	Randy Schultz	142	827	5.8	X
1962	Dan Boals	182	1039	5.7	X
1961	Dan Boals	162	1003	6.2	X
1960	Warren Hansen	124	602	4.9	X
1959	Max Huffman	93	489	5.3	X
1958	Max Huffman	66	400	6.1	X
1957	Lew Roberts	96	514	5.4	X
1956	Ron Brinkley	129	626	4.8	X
1955	Larry Bitcon	138	639	4.6	X
1954	Larry Bitcon	65	301	4.6	X
1953	Arthur Landau	157	676	4.3	X
1952	X	X	X	X	
1951	Leland Crew	71	418	5.9	X
1950	Bud Fisher	132	873	6.6	X
1949	Bud Rainbow	99	361	3.7	X

PASSING (1949-1996)

YEAR	PLAYER	ATT.	COM.	YDS.	INT.	TD
1996	Steve Beard	360	197	3433	12	26
1995	Chris Berg	258	146	2751	8	23
1994	Brett O'Donnell	325	177	2417	12	12
1993	Kurt Warner	296	173	2747	14	17
1992	Jay Johnson	336	175	2937	14	23
1991	Jay Johnson	290	159	2399	7	20
1990	Jay Johnson	320	163	2929	13	15
1989	Ken Macklin	255	139	2046	15	15
1988	Ken Macklin	217	116	1415	11	5
1987	Mike Smith	386	228	2859	15	23
1986	Mike Smith	303	190	3125	16	27
1985	Mike Smith	358	205	2894	15	18
1984	Larry Miller	276	147	1988	12	18
1983	Larry Miller	287	145	1862	15	10
1982	Larry Miller	257	142	1767	9	12
1981	Steve Sandon	367	219	2700	26	24
1980	Steve Sandon	334	186	2761	19	22
1979	Steve Sandon	168	79	797	13	2
1978	Terry Allen	211	79	1113	18	12
1977	Terry Allen	115	50	970	7	5
1976	Terry Allen	188	83	1119	12	8
1975	Bill Salmon	236	111	1773	12	18
1974	Bill Salmon	180	80	1699	9	11
1973	Bill Salmon	140	50	963	14	5
1972	Jim O'Donnell	84	32	460	10	4
1971	Al Wichtendahl	175	66	774	8	5
1970	Gary Weber	113	41	578	11	3
1969	Bill Raun	290	128	1818	23	10
1968	Phil Schooley	301	148	1745	12	12
1967	Phil Schooley	261	112	1193	11	5
1966	Ed Mulholland	115	47	537	6	1
1965	Dick Olin	108	45	705	8	6
1964	Rich Oliphant	91	59	893	5	6
1963	Rich Oliphant	60	28	302	1	3
	Dick Lange	66	25	315	7	0
1962	Dave Cox	83	43	464	7	4
1961	Dave Cox	99	47	738	7	14
1960	Jerry Morgan	160	72	1130	5	10
1959	Jerry Morgan	41	15	273	6	2
	Jim Damron	50	16	240	7	1
1958	Jim Damron	116	45	663	5	5
1957	Tom Murphy	30	14	232	2	2
1956	Ron Brinkley	70	30	400	5	6
1955	Ollie Isaak	86	39	632	2	7
1954	Ralph Capitani	173	81	1358	12	10
1953	Ralph Capitani	208	97	1444	15	13
1952	X	X	X	X	X	X
1951	Bud Rainbow	35	13	316	9	1
1950	Bud Rainbow	75	34	507	10	2
1949	Bud Rainbow	39	18	352	2	3

N O R T H E R N I O W A

Kenny McNeail



Dennis Kettner



RECEIVING (by receptions) (1949-1996)

YEAR	PLAYER	NO.	YDS.	AVG.	TD
1996	Dedric Ward	70	1556	22.2	17
1995	Dedric Ward	50	1283	25.7	15
1994	Dedric Ward	60	1083	18.1	9
1993	Tim Mosley	47	956	20.3	9
1992	Chris Nuss	44	547	12.4	5
1991	Mike Schulte	35	333	9.5	3
1990	Chris Nuss	31	502	16.2	2
1989	Milo Popovic	36	526	14.6	9
1988	Woody Wright	40	447	11.2	3
1987	Wes Anderson	71	791	11.1	5
1986	Carl Boyd	52	893	17.2	5
1985	Scott Francke	50	810	16.2	5
1984	Martin Bruder	41	662	16.1	6
1983	James Hutchings	43	580	13.5	1
1982	Darryl Goree	25	478	19.1	4
1981	Ken Harvey	78	1161	14.9	15
1980	Ken Harvey	51	935	18.3	6
1979	Kenny McNeail	29	330	11.4	1
1978	Ron Hadley	25	358	14.3	0
1977	Mark Hendrickson	22	334	15.2	1
1976	Rick Ver Huel	34	459	13.5	4
1975	Dave Schooley	43	814	18.9	11
1974	Dave Schooley	35	892	15.5	9
1973	Dave Schooley	22	483	22.0	4
1972	Bruce Dinnebier	12	186	15.5	0
1971	Larry Skartvedt	35	469	13.4	3
1970	Larry Skartvedt	30	488	16.3	2
1969	Randy Ruisch	39	455	11.4	2
1968	Marv Johnson	48	586	12.2	7
1967	Marv Johnson	32	403	12.5	1
1966	Terry Fox	30	439	14.6	3
1965	Ted McPherson	16	228	14.2	1
1964	Del Hammond	17	242	14.2	2
1963	Larry Thompson	22	221	10.0	1
1962	Larry Thompson	13	142	10.9	1
1961	Howard Becker	16	299	18.6	4
1960	John Raffensperger	23	378	16.4	2
1959	Greg Bice	7	135	19.2	X
	Dean Hartman	7	122	17.4	X
1958	Bobby Hahn	18	202	11.2	2
1957	Lew Roberts	5	132	26.4	1
1956	Larry Sabus	7	80	11.4	2
1955	Dick Beetsch	15	342	22.8	6
1954	Dick Beetsch	40	741	18.5	11
1953	Dick Beetsch	54	837	15.5	9
1952	X	X	X	X	X
1951	Leland Crew	6	198	33.0	1
1950	Don Prior	13	189	14.5	0
1949	Stan Brown	9	261	29.0	3

SCORING (1949-1996)

YEAR	PLAYER	TD	PAT	FG	PTS.
1996	Dedric Ward	19	0	0	114
1995	Dedric Ward	15	0	0	90
1994	Matt Waller	0	24	17	75
1993	Jeff Stovall	17	0	0	102
1992	Scott Obermeier	0	43	18	97
1991	Brian Mitchell	0	46	22	112
1990	Brian Mitchell	0	31	27	112
1989	Brian Mitchell	0	30	14	72
1988	Doug Jackson	0	31	9	58
1987	Carl Boyd	18	0	0	108
1986	Brian Baker	10	2	0	62
1985	Carl Boyd	19	2	0	116
1984	Mike Molstead	0	36	17	87
1983	Mike Molstead	0	17	15	62
1982	Steve Schonert	0	39	13	78
1981	Ken Harvey	15	2	0	92
1980	Steve Schonert	0	39	13	78
1979	Mark Fullbright	8	2	0	50
1978	Terry Allen	10	0	0	60
1977	Kelly Ellis	10	0	0	60
1976	Terry Allen	14	0	0	84
1975	Dave Schooley	11	2	0	68
1974	Pat Batten	12	0	0	72
1973	Dave Hodam	6	0	0	36
1972	Scott Swartzendruber	7	2	0	44
1971	Jerry Roling	5	0	0	30
1970	Gene Dietrich	0	10	7	31
1969	Gene Dietrich	0	22	6	40
1968	Dennis Kettner	8	2	0	50
1967	Ralph Thomsen	8	0	0	48
1966	Terry Fox	5	0	0	30
1965	Randy Schultz	10	0	0	60
1964	Bruce Montgomery	13	0	0	78
1963	Larry Thompson	7	12	2	60
1962	Dan Boals	12	18	0	90
1961	Dan Boals	10	19	0	79
1960	Warren Hansen	8	0	0	48
1959	Allee Nowden	5	2	0	32
1958	Max Huffman	5	10	0	40
1957	Lew Roberts	8	0	0	48
1956	Pat Halligan	7	0	0	42
1955	Larry Bitcon	12	0	0	72
1954	Dick Beetsch	11	0	0	66
1953	Arthur Landau	14	0	0	84
1952	X	X	X	X	X
1951	Pat Halligan	6	0	0	36
1950	Bud Rainbow	9	0	0	54
1949	Paul DeVan	7	0	0	42

PANTHERS



Jim Fransen



Terry Allen

KICK-SCORING (1949-1996)

YEAR	PLAYER	PAT	FG	PTS.
1996	Matt Waller	50-53	17-24	101
1995	Matt Waller	30-34	10-20	60
1994	Matt Waller	24-26	17-27	75
1993	Scott Obermeier	35-39	12-21	71
1992	Scott Obermeier	43-44	18-23	97
1991	Brian Mitchell	46-46	22-28	112
1990	Brian Mitchell	31-31	27-28	112
1989	Brian Mitchell	30-30	14-19	72
1988	Doug Jackson	31-32	9-13	58
1987	Kevin Mote	30-31	6-8	48
1986	Kevin Mote	22-25	7-12	43
1985	Mike Angell	29-33	15-22	74
1984	Mike Molstead	36-38	17-30	87
1983	Mike Molstead	17-22	15-21	62
1982	Steve Schonert	19-20	7-14	40
1981	Steve Schonert	29-32	6-13	47
1980	Steve Schonert	39-40	13-20	78
1979	Terry Lang	17-18	7-8	38
1978	Terry Lang	17-18	7-8	38
1977	Mark Whitver	21-24	3-4	30
1976	Mark Whitver	26-31	6-8	44
1975	Jim Fransen	33-35	3-6	42
1974	Kriss Smith	30-34	2-8	36
1973	Kriss Smith	15-16	5-11	30
1972	Herb McNeil	9-10	0-2	9
1971	Gene Dietrich	10-10	4-15	22
1970	Gene Dietrich	10-12	7-10	31
1969	Gene Dietrich	22-X	6-12	40
1968	Dick Klaudt	22-X	1-X	25
1967	Bill Kovacevich	12-X	6-X	30
1966	Jerry Malloy	5-X	4-X	17
1965	Doug Korver	20-23	0-0	20
1964	Sid Sickles	15-X	1-X	18
1963	Larry Thompson	10-X	2-X	16
1962	Dan Boals	18-X	0-0	18
1961	Dan Boals	19-X	0	19
1960	Jerry Morgan	17-X	0	17
1955	Frank Sovich	18-33	0	18
1954	Larry Bitcon	12-21	0	12
1953	James Wachenheim	22-X	0	22
1951	James Wachenheim	18-26	0	18
1950	Don Prior	11-X	0	11
1949	Dick Skain	20-X	0	20

TOTAL OFFENSE (1949-1996)

YEAR	PLAYER	PLAYS	RUSH	PASS	TOTAL
1996	Steve Beard	409	-30	3433	3403
1995	Chris Berg	328	-231	2751	2520
1994	Brett O'Donnell	385	-68	2417	2349
1993	Kurt Warner	354	-144	2747	2603
1992	Jay Johnson	406	-155	2937	2782
1991	Jay Johnson	367	-16	2399	2383
1990	Jay Johnson	390	-192	2929	2737
1989	Ken Macklin	327	-218	2046	1828
1988	Ken Macklin	286	33	1415	1448
1987	Mike Smith	465	-104	2859	2755
1986	Mike Smith	372	-11	3125	3114
1985	Mike Smith	435	79	2894	2973
1984	Larry Miller	337	-91	1988	1897
1983	Larry Miller	361	-7	1862	1855
1982	Larry Miller	324	-119	1767	1648
1981	Steve Sandon	426	-119	2700	2581
1980	Steve Sandon	388	-121	2761	2640
1979	Kelly Ellis	230	1093	23	1116
1978	Terry Allen	351	226	1113	1339
1977	Terry Allen	217	348	970	1318
1976	Terry Allen	387	656	1119	1775
1975	Bill Salmon	401	335	1773	2108
1974	Bill Salmon	314	458	1699	2157
1973	Bill Salmon	312	224	963	1187
1972	Jim O'Donnell	187	265	460	725
1971	Al Wichtendahl	252	-5	774	669
1970	Gary Weber	180	-25	578	553
1969	Bill Raun	327	-79	1818	1739
1968	Phil Schooley	331	-123	1745	1622
1967	Phil Schooley	306	-95	1193	1148
1966	Terry Fox	151	620	92	712
1965	Randy Schultz	210	909	0	909
1964	Randy Schultz	236	1072	0	1072
1963	Randy Schultz	142	827	0	827
1962	Dan Boals	182	1039	0	1039
1961	Dan Boals	162	1003	0	1003
1960	Jerry Morgan	221	76	1130	1206
1959	Max Huffman	96	489	30	519
1958	Jim Damron	171	61	663	724
1957	Tom Murphy	149	422	232	654
1956	Ron Brinkley	199	626	400	1026
1955	Larry Bitcon	138	639	0	639
1954	Ralph Capitani	252	210	1358	1568
1953	Ralph Capitani	317	311	1444	1755
1952	X	X	X	X	X
1951	John Beach	104	387	148	535
1950	Bud Fisher	133	873	21	894
1949	Bud Rainbow	138	361	352	713

N O R T H E R N I O W A

Kevin Thorp



Joe Manigault



PUNTING (1949-1996)

YEAR	PLAYER	NO.	YDS.	AVG.
1996	Justin Urbanek	52	2002	38.5
1995	Justin Urbanek	63	2465	39.1
1994	Ryan Elsbernd	59	2331	39.5
1993	Tim Mosley	35	1489	42.5
1992	Tim Mosley	78	3322	42.6
1991	Tim Mosley	63	2474	39.3
1990	Dan Rush	67	2673	39.9
1989	Dan Rush	69	2615	37.9
1988	Doug Jackson	35	1442	41.2
1987	Doug Jackson	30	1171	39.0
1986	Clay Netusil	47	2026	43.1
1985	Clay Netusil	67	2752	41.1
1984	Clay Netusil	54	2264	41.9
1983	Mike Johnson	54	2328	43.1
1982	Mike Johnson	79	3000	38.0
1981	Mike Johnson	65	2475	38.1
1980	Brad Zumbach	43	1730	40.2
1979	Kevin Thorp	65	2346	36.1
1978	Mark Whitver	70	2759	39.4
1977	Mark Whitver	41	1539	37.5
1976	Mark Whitver	59	2383	40.4
1975	Jim Fransen	62	2394	38.6
1974	Jim Fransen	45	1682	37.4
1973	Jim Fransen	64	2517	39.3
1972	Mike Butler	69	2810	40.7
1971	Mike Butler	72	2556	35.5
1970	Mike Butler	65	2562	39.4
1969	Mike Butler	58	2290	39.5
1968	Bob Livingston	66	2345	35.5
1967	Dick Miller	60	2265	37.7
1966	Dick Miller	49	1916	39.0
1965	Steve Wedgbury	50	1609	32.1
1964	Chuck Nolting	23	677	29.4
1963	X	X	X	X
1962	Dave Cox	41	1353	33.0
1961	Dave Cox	36	1384	38.4
1960	Dave Cox	28	1069	38.2
1959	Jim Damron	23	767	33.4
1958	Jim Damron	34	1172	34.5
1957	Ron Sturch	20	773	38.6
1956	Frank Sovich	19	582	30.6
1955	Larry Bitcon	34	1183	34.8
1954	Ralph Capitani	24	711	29.6
1953	Ralph Capitani	28	862	30.8
1952	X	X	X	X
1951	Bud Rowray	39	1263	32.4
1950	Jim Miller	38	1395	36.7
1949	Bob Lee	38	1201	31.6

KICKOFF RETURNS (by yards) (1950-1996)

YEAR	PLAYER	NO.	YDS.	AVG.	TD
1996	Tyree Talton	27	927	34.3	3
1995	Anthony Taylor	18	455	25.3	0
1994	Anthony Taylor	11	271	24.6	0
1993	Jason McCleary	22	568	25.8	0
1992	Kenny Shedd	16	389	24.3	0
1991	Kenny Shedd	20	481	24.1	0
1990	Kenny Shedd	25	652	26.1	0
1989	Milo Popovic	28	604	21.6	0
1988	Wes Anderson	35	835	23.9	1
1987	Eric White	16	333	20.8	0
1986	Kevin Anderson	24	605	25.2	1
1985	Scott Owens	15	324	21.6	0
1984	Scott Owens	12	244	20.3	0
1983	Mario Sanders	8	193	24.1	0
1982	Steve Harris	17	312	18.4	0
1981	Craig Nordlie	26	569	21.9	1
1980	Craig Nordlie	13	280	21.5	0
1979	Kenny McNeil	16	311	17.9	0
1978	Kelly Ellis	21	427	20.3	0
1977	Kelly Ellis	31	505	16.3	0
1976	Marty Burroughs	11	228	20.7	0
1975	Joe Manigault	12	278	23.1	0
1974	Dave Schooley	20	422	21.1	0
1973	Dave Hodam	10	184	18.4	0
1972	Mike Woodley	13	256	19.7	0
1971	Mike Woodley	11	205	18.6	0
1970	Dave Hodam	16	375	23.4	0
1969	Clarence Rivers	22	395	17.9	0
1968	Tom Pinkham	14	216	15.4	X
1967	Bill Smith	16	357	22.3	0
1966	Lon Scriven	24	408	17.0	X
1965	Terry Fox	12	250	20.8	X
1964	Ron Franz	7	176	25.1	X
1963	Bruce Montgomery	8	250	31.2	X
1962	Larry Thompson	10	170	17.0	X
1961	Larry Thompson	14	210	15.0	X
1960	Dan Boals	13	198	15.2	X
1959	Max Huffman	11	162	14.7	X
1958	Bobby Hahn	13	360	27.7	0
1957	Lew Roberts	11	265	24.0	1
1956	Ron Brinkley	10	264	26.4	0
1954	Larry Bitcon	11	249	22.6	X
1953	Larry Bitcon	12	246	20.5	X
1950	Bud Fisher	17	308	18.1	X

PANTHERS

Mark Hendrickson



Jim Thomas



PUNT RETURNS (by yards) (1950-1996)

YEAR	PLAYER	NO.	YDS.	AVG.	TD
1996	Dedric Ward	15	166	11.1	2
1995	Anthony Taylor	20	98	4.9	0
1994	Jason McCleary	15	129	8.6	0
1993	Jason McCleary	20	234	11.7	1
1992	Kenny Shedd	36	508	14.1	4
1991	Kenny Shedd	30	310	10.3	2
1990	Kenny Shedd	26	300	11.5	1
1989	Milo Popovic	38	525	13.8	2
1988	Milo Popovic	22	265	12.1	0
1987	Wes Anderson	30	264	8.8	0
1986	Chris Klieman	20	128	6.4	0
1985	Joe Fuller	22	211	9.6	0
1984	Joe Fuller	27	346	12.8	1
1983	Joe Fuller	22	344	15.6	1
1982	Craig Nordlie	17	119	7.0	0
1981	Craig Nordlie	22	130	5.9	0
1980	Kenny McNeail	32	146	4.6	0
1979	Kenny McNeail	22	237	10.8	1
1978	Mark Hendrickson	23	106	4.6	0
1977	Mark Hendrickson	14	78	5.5	0
1976	Mark Hendrickson	14	87	6.2	0
	Marty Burroughs	11	87	7.8	0
1975	Joe Manigault	10	66	6.6	0
1974	Jim Thomas	8	48	6.0	0
1973	Mike Woodley	17	96	5.6	0
1972	Mike Woodley	10	172	17.2	0
1971	Mike Woodley	14	142	10.1	0
1970	Larry Skartvedt	8	75	9.4	0
1969	Clarence Rivers	23	177	7.6	0
1968	Tom Pinkham	29	152	5.2	X
1967	Bill Smith	22	240	10.9	1
1966	Lon Scriven	17	114	6.7	X
1965	Randy Schultz	10	87	8.7	X
1964	Rod Franz	18	205	11.3	X
1963	Bruce Montgomery	9	49	5.4	X
	Larry Thompson	14	49	3.4	X
1958	Bobby Hahn	4	157	39.3	1
1957	Max Huffman	5	82	16.4	1
1956	Ron Brinkley	6	60	10.0	0
1954	Larry Bitcon	17	115	6.7	X
1953	Larry Bitcon	17	175	10.3	X
1950	Dick Eisenlauer	6	83	13.8	X

INTERCEPTION RETURNS (by no.) (1950-1996)

YEAR	PLAYER	NO.	YDS.	AVG.	TD
1996	Tyree Talton	9	182	20.2	1
1995	Tyree Talton	8	57	7.1	0
1994	Todd Harrington	4	95	23.8	0
	Jason McCleary	4	53	13.3	0
1993	Todd Harrington	4	2	0.5	0
1992	Willie Beamon	3	34	11.3	0
1991	Simon Nelson	3	23	7.7	0
	Duane Peterson	3	5	1.7	0
	Jason McCleary	3	43	14.3	0
1990	Willie Beamon	8	72	9.0	1
1989	Chris Klieman	6	98	16.3	1
1988	Duane Petersen	5	71	14.2	1
1987	Kevin Anderson	4	44	11.0	0
1986	Mark Hein	3	5	1.7	0
1985	Moses Aimable	5	130	26.0	1
1984	Mark Farley	5	55	11.0	0
	Joe Fuller	5	115	23.0	1
1983	Charles Jenkins	3	29	9.7	0
1982	Mark Wilson	3	31	10.3	0
	Markel Oden	3	40	13.3	0
1981	Don Stewart	7	58	8.3	0
1980	John Root	7	66	9.4	1
1979	Mike Smiley	5	104	34.7	1
1978	Kevin Coughlin	3	26	8.7	0
1977	Kevin Coughlin	3	38	12.6	0
	Randy Hoffa	3	30	10.0	0
1976	Nick Maragos	7	35	5.0	0
1975	Nick Maragos	7	59	8.4	1
1974	Jim Thomas	2	87	43.5	1
	Nick Maragos	2	82	41.0	1
	Doug Jones	2	20	10.0	0
1973	Mike Woodley	7	74	10.6	0
1972	Jerry Ward	5	73	14.6	1
	Mike Woodley	5	60	12.0	0
	Nelson Converse	5	43	8.6	0
1971	Mike Woodley	4	81	20.3	0
	Randy Junkman	4	0	0	0
1970	Mike Woodley	4	28	7.0	0
	Randy Junkman	4	28	7.0	0
1969	Jim Luhning	4	26	6.5	0
1968	Bob Livingston	4	57	14.2	0
1967	Bill Smith	8	101	12.6	0
1966	Bill Smith	7	98	14.0	X
1965	Bill Strottman	2	45	22.5	1
	Lynn King	2	19	9.5	0
	Rick Price	2	9	4.5	0
1964	Bruce Montgomery	4	0	0	0
1963	Bruce Montgomery	4	45	11.3	X
1962	Dan Boals	4	63	15.7	X
1961	John Raffensperger	4	26	6.5	X
1960	Jerry Morgan	6	81	13.5	0
1959	Jerry Morgan	4	31	7.8	X
1958	Max Huffman	3	42	14.0	X
1957	Tom Murphy	2	58	29.0	0
1954	Ollie Isaak	1	40	40.0	X
1953	Bud Bitcon	3	60	20	1
1951	Mahlon Kaylor	1	71	71.0	X
1950	Homer Bienfang	1	48	48.0	0

N O R T H E R N I O W A



Tom Scalissi



Matt Spanjers

ALL-PURPOSE YARDAGE (by yards) (1950-1996)

YEAR	PLAYER	RUSH	REC	PR	KO	TOTAL
1996	Dedric Ward	0	1556	166	54	1776
1995	Dedric Ward	0	1283	41	0	1324
1994	Dedric Ward	0	1083	75	0	1158
1993	Jeff Stovall	1191	236	0	0	1427
1992	Kenny Shedd	0	978	508	389	1875
1991	Kenny Shedd	-1	662	310	481	1452
1990	Kenny Shedd	11	621	300	652	1584
1989	Milo Popovic	17	526	525	604	1672
1988	Wes Anderson	484	243	51	835	1613
1987	Carl Boyd	1223	814	0	169	2206
1986	Carl Boyd	715	893	0	0	1608
1985	Carl Boyd	1258	459	0	0	1717
1984	Steve Harris	1131	354	0	0	1485
1983	Chris Miliner	530	130	0	0	660
1982	Craig Nordlie	-8	339	119	269	719
1981	Ken Harvey	0	1161	0	0	1161
1980	Chris Miliner	899	162	0	0	1061
1979	Kelly Ellis	1093	49	9	251	1402
1978	Kelly Ellis	811	223	0	427	1461
1977	Kelly Ellis	853	214	0	505	1572
1976	Neal Moses	1010	34	0	0	1044
1975	Tom Scalissi	1104	84	0	24	1212
1974	Pat Batten	1013	104	0	0	1117
1973	Pat Batten	645	150	0	0	795
1972	Scott Swartzendruber	547	47	0	0	594
1971	Larry Skartvedt	9	469	1	67	546
1970	Dave Hodam	177	138	0	375	690
1969	Roger Jones	676	129	0	0	805
1968	Dennis Kettner	826	127	0	13	966
1967	Ralph Thomsen	776	143	0	0	919
1966	Terry Fox	620	439	2	95	1156
1965	Randy Schultz	909	55	87	178	1229
1964	Randy Schultz	1072	40	2	149	1263
1963	Randy Schultz	827	0	0	0	827
1962	Dan Boals	1039	40	X	33	1112
1961	Howard Becker	610	299	X	129	1038
1960	Warren Hansen	602	0	X	0602	
1959	Max Huffman	489	0	X	162	651
1958	Bobby Hahn	261	202	157	360	980
1957	Lew Roberts	514	132	28	265	939
1956	Ron Brinkey	626	0	60	264	950
1955	Larry Bitcon	639	95	0	0	734
1954	Larry Bitcon	301	319	115	249	984
1953	Larry Bitcon	555	227	175	246	1203
1952	X	X	X	X	X	X
1951	Leland Crew	418	198	X	82	698
1950	Bud Fisher	873	66	60	308	1307

TACKLES (1975-1996)

YEAR	PLAYER	SOLO	ASST.	TOTAL
1996	Dannie Spann	37	85	122
1995	Dannie Spann	37	76	113
1994	Scott Durlfinger	80	40	120
1993	Andre Allen	68	52	120
1992	Peter Burns	101	62	163
1991	Kevin Keith	64	33	97
1990	William Freeney	56	29	85
1989	Bryce Paup	84	31	115
1988	Mike Kolpin	53	49	102
1987	Chris Klieman	65	57	122
1986	Mark Farley	29	63	92
1985	Mark Farley	20	67	87
1984	Mark Farley	25	52	77
1983	Charles Jenkins	36	57	93
1982	Mark Wilson	33	86	119
1981	Joe Anderson	43	127	170
1980	Joe Anderson	24	70	94
1979	Matt Spanjers	32	95	127
1978	Reed Hunemuller	45	96	141
1977	Reed Hunemuller	34	83	117
1976	Mel Campbell	38	60	98
1975	Chuck Dickens	41	75	116

PANTHERS

YEAR-BY-YEAR RESULTS

YEAR	GMS	WON	LOST	TIED	PCT.	OWN PTS.	OPP. PTS.	HEAD COACH
1895	3	1	2	0	.333	16	27	No Coach
1896	7	4	3	0	.571	73	81	No Coach
1897	6	5	1	0	.833	108	52	Fred Wolff
1898	5	4	0	1	.900	92	5	E.K. Leighton
1899	6	1	3	2	.333	63	45	Mr. Sweetland
1900	8	3	4	1	.438	71	178	Fred Williams
1901	10	5	3	2	.600	135	78	G.B. Affleck
1902	8	1	6	1	.188	53	219	Charles A. Pell
1903	8	4	3	1	.563	145	79	Charles A. Pell
1904	9	5	3	1	.611	227	75	Charles A. Pell
1905	10	5	3	2	.600	112	74	Charles A. Pell
1906-1907	NO FOOTBALL							
1908	5	5	0	0	1.000	125	100	Clayton Simmons
1909	6	6	0	0	1.000	131	22	Clayton Simmons
1910	6	1	4	1	.250	78	64	J.O. Perrine
1911	6	3	2	1	.583	61	48	H.F. Pasini
1912	8	5	2	1	.688	85	81	H.F. Pasini
1913	6	2	3	1	.417	27	76	A. Berkstresser
1914	8	2	5	1	.313	35	172	A. Berkstresser
1915	6	3	3	0	.500	193	77	A. Berkstresser
1916	8	1	7	0	.125	25	161	A. Berkstresser
1917	5	2	3	0	.400	52	45	J.O. Perrine
1918	4	1	3	0	.250	22	86	Russell Glaesner
1919	7	2	4	1	.357	131	80	Ivan Doseff
1920	7	4	2	1	.643	101	30	Ivan Doseff
1921	7	5	1	1	.786	180	26	L.L. Mendenhall
1922	7	5	2	0	.714	65	27	L.L. Mendenhall
1923	7	3	3	1	.500	58	36	L.L. Mendenhall
1924	7	2	5	0	.286	73	39	L.L. Mendenhall
1925	8	5	1	2	.750	104	45	Paul Bender
1926	8	5	3	0	.625	100	52	Paul Bender
1927*	8	7	0	1	.938	140	32	Paul Bender
1928*	9	5	1	3	.813	150	52	Paul Bender
1929	7	3	4	0	.429	51	62	Paul Bender
1930	8	2	5	1	.313	21	76	L.W. Whitford
1931	8	3	5	0	.375	52	86	L.W. Whitford
1932	9	5	3	1	.611	72	65	L.W. Whitford
1933	9	3	6	0	.333	69	97	John Baker
1934	8	3	3	2	.500	101	41	John Baker
1935	8	4	2	2	.625	123	69	Thomas Johnson
1936	9	5	2	2	.667	91	45	Clyde Starbeck
1937	9	2	4	3	.389	97	94	Clyde Starbeck
1938	8	3	5	0	.375	60	99	Clyde Starbeck
1939	9	5	3	1	.611	94	92	Clyde Starbeck
1940#	9	8	1	0	.889	165	68	Clyde Starbeck
1941	8	5	3	0	.625	164	82	Clyde Starbeck
1942## 7	6	1	0	.857	208	51		Clyde Starbeck
1943-1944	NO FOOTBALL (War Years)							
1945	6	3	3	0	.500	141	163	Clyde Starbeck
1946#	7	4	1	2	.714	175	32	Clyde Starbeck
1947##	9	5	3	1	.611	164	101	Clyde Starbeck
1948#	10	7	3	0	.700	177	113	Clyde Starbeck
YEAR	GMS	WON	LOST	TIED	PCT.	OWN PTS.	OPP. PTS.	HEAD COACH
1949##	7	5	2	0	.714	186	64	Clyde Starbeck
1950	8	4	4	0	.500	159	174	Clyde Starbeck
1951	7	3	4	0	.429	176	172	Clyde Starbeck
1952#	8	6	2	0	.750	240	146	Clyde Starbeck
1953	9	6	3	0	.667	248	207	Clyde Starbeck
1954	8	3	5	0	.375	201	164	Clyde Starbeck
1955	9	8	1	0	.889	220	114	Clyde Starbeck
1956	8	2	5	1	.313	168	149	Clyde Starbeck
1957	8	5	3	0	.625	200	130	Clyde Starbeck
1958	9	4	5	0	.444	150	156	William Hammer
1959	9	6	3	0	.667	141	122	William Hammer
1960#	10	9	1	0	.900	213	71	Stan B. Sheriff
1961##	9	7	2	0	.778	237	118	Stan B. Sheriff
1962##	9	7	1	1	.833	191	89	Stan B. Sheriff
1963	9	5	3	1	.611	187	120	Stan B. Sheriff
1964##	11	9	2	0	.818	269	100	Stan B. Sheriff
1965	9	4	5	0	.444	160	146	Stan B. Sheriff
1966	9	4	5	0	.444	121	141	Stan B. Sheriff
1967	10	7	3	0	.700	136	85	Stan B. Sheriff
1968	10	5	5	0	.500	195	173	Stan B. Sheriff
1969	10	5	5	0	.500	192	183	Stan B. Sheriff
1970	10	2	8	0	.200	103	249	Stan B. Sheriff
1971	9	4	5	0	.444	106	117	Stan B. Sheriff
1972	10	4	6	0	.400	178	185	Stan B. Sheriff
1973	10	5	5	0	.500	132	165	Stan B. Sheriff
1974	10	5	4	1	.550	268	248	Stan B. Sheriff
1975	12	9	3	0	.750	310	193	Stan B. Sheriff
1976	11	8	3	0	.727	231	139	Stan B. Sheriff
1977	11	6	5	0	.545	232	269	Stan B. Sheriff
1978	11	2	9	0	.188	185	282	Stan B. Sheriff
1979	11	6	5	0	.545	162	194	Stan B. Sheriff
1980	11	7	4	0	.636	334	187	Stan B. Sheriff
1981+	11	5	6	0	.455	275	322	Stan B. Sheriff
1982+	11	4	6	1	.409	178	229	Stan B. Sheriff
1983	11	6	5	0	.545	228	248	Darrell Mudra
1984+	11	9	2	0	.818	366	169	Darrell Mudra
1985++	13	11	2	0	.846	392	212	Darrell Mudra
1986	11	7	3	1	.682	347	221	Darrell Mudra
1987++	14	10	4	0	.714	463	261	Darrell Mudra
1988	11	5	6	0	.455	292	239	Earle Bruce
1989	11	8	3	0	.727	302	241	Terry Allen
1990++	12	8	4	0	.667	334	209	Terry Allen
1991++	13	11	2	0	.846	417	220	Terry Allen
1992++	14	12	2	0	.857	405	202	Terry Allen
1993++	12	8	4	0	.667	350	238	Terry Allen
1994++	12	8	4	0	.667	271	204	Terry Allen
1995++	13	8	5	0	.615	337	236	Terry Allen
1996++	14	12	2	0	.857	457	255	Terry Allen
1895-1996	867	492	328	47	.595			

*Iowa Conf. Title
 +Shared Mid-Continent Conf. Title
 ++Gateway Conf. Title

#North Central Conf. Title
 ##Shared North Central Conf. Title

PANTHERS VERSUS ALL OPPONENTS

OPPONENT	G	W	L	T	PCT.	First Game	Last Game	LastScore		OPPONENT	G	W	L	T	PCT.	First Game	Last Game	LastScore	
Akron	2	1	1	0	.500	1978	1979	20	17	Marshall	3	0	3	0	.000	1991	1996	14	31
AR-Pine Bluff	1	1	0	0	1.000	1986	1986	36	7	McNeese State	7	5	2	0	.714	1986	1996	43	10
Arkansas State	1	1	0	0	1.000	1987	1987	49	28	Minnesota	1	0	1	0	.000	1987	1987	7	24
Arkansas Tech	1	1	0	0	1.000	1980	1980	49	10	Minnesota-Morris	1	0	1	0	.000	1979	1979	0	13
Augustana	32	23	9	0	.719	1947	1991	45	22	Montana	3	0	3	0	.000	1981	1994	20	23
Boise State	1	0	1	0	.000	1990	1990	3	20	Montana State	2	1	1	0	.500	1986	1987	53	7
Boston University	1	0	1	0	.000	1993	1993	21	27	Moorhead State	1	1	0	0	1.000	1993	1993	48	0
Bowling Green	1	0	1	0	.000	1947	1947	7	19	Morgan State	2	2	0	0	1.000	1988	1991	56	6
Bradley	4	4	0	0	1.000	1958	1962	27	6	Morningside	49	35	11	3	.745	1903	1977	30	13
Buena Vista	6	4	2	0	.667	1916	1927	6	0	Murray State	1	1	0	0	1.000	1995	1995	35	33
Camp Dodge	1	1	0	0	1.000	1918	1918	19	0	Nebraska-Omaha	12	6	5	1	.542	1936	1981	42	13
Camp Funston	1	0	1	0	.000	1917	1917	0	32	Nevada-Las Vegas	1	0	1	0	.000	1975	1975	30	48
Cedar Falls HS	1	1	0	0	1.000	1896	1896	6	2	Nevada-Reno	1	0	1	0	.000	1982	1982	0	37
Cedar Valley Sem.	1	1	0	0	1.000	1896	1896	12	0	NE Louisiana	1	0	1	0	.000	1987	1987	41	44
Central (IA)	1	1	0	0	1.000	1945	1945	38	14	NE Missouri St.	8	5	3	0	.625	1925	1985	41	34
Central Michigan	4	0	4	0	.000	1953	1970	9	27	Northern Arizona	2	1	1	0	.500	1988	1990	36	16
Central Missouri	2	2	0	0	1.000	1983	1984	34	0	Northern Illinois	3	2	1	0	.667	1927	1964	9	14
Charles City	3	3	0	0	1.000	1905	1909	28	0	Northern Michigan	17	5	12	0	.294	1963	1984	44	24
Coe	31	13	16	2	.452	1895	1953	21	7	North Dakota	37	25	12	0	.676	1936	1978	35	17
Clarion Univ.	1	1	0	0	1.000	1990	1990	52	12	North Dakota St.	40	22	18	0	.550	1938	1982	7	12
Colorado State	2	0	1	1	.250	1925	1926	0	12	NW Missouri St.	3	3	0	0	1.000	1983	1985	49	0
Cornell (IA)	16	9	5	2	.625	1899	1935	0	0	Oklahoma State	1	0	1	0	.000	1990	1990	23	33
Creighton (NE)	3	1	2	0	.333	1904	1940	0	20	Parsons	8	4	3	1	.563	1920	1929	19	6
Dayton	1	0	1	0	.000	1948	1948	7	33	Pittsburgh	1	0	1	0	.000	1988	1988	10	59
Delaware State	1	1	0	0	1.000	1985	1985	37	17	Reinbeck HS	1	1	0	0	1.000	1896	1896	28	10
Des Moines	7	4	3	0	.571	1901	1928	12	7	St. Ambrose	2	0	1	1	.250	1923	1924	0	3
Drake	43	17	25	1	.407	1900	1985	9	24	St. Cloud State	3	3	0	0	1.000	1976	1996	44	7
Dubuque	7	2	4	1	.357	1914	1924	19	6	St. Thomas	2	1	0	1	.750	1926	1927	6	6
Eastern Illinois	21	14	6	1	.690	1975	1996	21	14	Simpson	18	6	9	3	.417	1900	1940	52	7
E. Kentucky	1	0	1	0	.000	1971	1971	7	21	South Dakota	39	21	17	1	.551	1899	1982	41	24
E. Michigan	8	3	5	0	.375	1930	1968	7	34	South Dakota St.	40	22	16	2	.575	1935	1979	7	14
E. Washington	4	4	0	0	1.000	1985	1994	27	17	SE Missouri St.	2	1	1	0	.500	1980	1982	17	20
Ellsworth	17	13	4	0	.765	1897	1925	30	0	Southern Illinois	15	9	6	0	.600	1965	1996	33	7
Emporia State	4	2	2	0	.500	1938	1948	0	26	Southern Utah	1	1	0	0	1.000	1996	1996	31	21
Evansville	1	1	0	0	1.000	1980	1980	63	33	SW Missouri St.	17	14	3	0	.824	1980	1996	38	31
Fairbank HS	1	1	0	0	1.000	1908	1908	54	0	SW Texas State	2	1	1	0	.500	1993	1994	19	20
Fort Hays	1	1	0	0	1.000	1989	1989	43	15	Stephen F. Austin	2	1	1	0	.500	1995	1996	38	12
Ferris State	1	1	0	0	1.000	1989	1989	39	3	Still	1	1	0	0	1.000	1921	1921	66	0
Georgia Southern	1	0	1	0	.000	1985	1985	33	40	Upper Iowa	20	10	7	3	.575	1895	1928	13	13
Grand Valley	1	1	0	0	1.000	1981	1981	21	20	Waterloo HS	7	7	0	0	1.000	1896	1912	39	0
Grinnell	15	5	7	3	.433	1899	1938	10	0	Waterloo YMCA	1	1	0	0	1.000	1898	1898	23	0
Hamline	2	1	1	0	.500	1945	1946	46	6	Wayne State (NE)	2	2	0	0	1.000	1976	1988	77	0
Haskell	1	1	0	0	1.000	1936	1936	21	0	Weber State	3	2	1	0	.667	1978	1991	38	21
Hastings	1	1	0	0	1.000	1955	1955	26	7	Western Illinois	25	18	7	0	.720	1967	1996	30	6
Hillsdale	1	0	1	0	.000	1960	1960	6	17	Western Kentucky	4	2	2	0	.500	1975	1992	34	6
Idaho	6	2	4	0	.333	1981	1995	12	16	Western Michigan	17	4	11	2	.294	1930	1949	6	20
Idaho State	2	2	0	0	1.000	1990	1992	49	11	Western Union	2	1	1	0	.500	1923	1926	23	0
Illinois State	13	10	3	0	.769	1972	1996	47	10	Wheaton	1	1	0	0	1.000	1960	1960	21	18
Indiana State	13	10	3	0	.769	1983	1996	34	19	William & Mary	1	1	0	0	1.000	1996	1996	38	35
Iowa	12	1	11	0	.083	1898	1995	13	34	William Penn	20	10	5	5	.750	1901	1932	13	0
Iowa State	20	3	14	3	.225	1899	1996	23	42	Winona State	2	2	0	0	1.000	1984	1995	48	3
Iowa Training	3	2	0	1	.833	1903	1905	12	6	WI-LaCrosse	1	1	0	0	1.000	1983	1983	41	0
Iowa Wesleyan	7	7	0	0	1.000	1914	1928	34	0	WI-Platteville	1	1	0	0	1.000	1915	1915	82	0
Jacksonville St.	1	1	0	0	1.000	1993	1993	35	14	WI-Stevens Point	1	1	0	0	1.000	1972	1972	40	6
Kansas State	3	3	0	0	1.000	1985	1989	10	8	WI-Whitewater	4	4	0	0	1.000	1975	1984	73	7
Kansas St.-Pitt.	4	3	1	0	.750	1940	1974	31	22	Woodbine	1	1	0	0	1.000	1901	1901	12	6
Lamar Tech	1	1	0	0	1.000	1964	1964	19	17	Wyoming	1	0	1	0	.000	1993	1993	42	45
Leander Clark	6	2	1	3	.583	1897	1913	0	0	Youngstown State	11	7	4	0	.636	1978	1996	23	10
Lennox	6	4	2	0	.667	1895	1910	63	0										
Light Guards	1	0	1	0	.000	1902	1902	8	16										
Lock Haven	1	1	0	0	1.000	1995	1995	55	10										
Loras	11	7	2	2	.727	1909	1945	19	14										
Luther	10	6	3	1	.650	1925	1934	0	0										
Mankato State	14	9	2	3	.750	1955	1989	14	22										

PANTHERS

SEASON OPENERS

(48-43-7)

Year Score Opponent

1895	12-10	Coe
1896	5-10	Coe
1897	56-0	Waterloo High School
1898	23-0	Waterloo YMCA
1899	0-22	Iowa
1900	42-0	Waterloo High School
1901	11-6	Cornell
1902	5-63	Iowa
1903	0-0	Iowa Training
1904	76-5	Iowa Training
1905	23-6	Waterloo High School
1906		No Football
1907		No Football
1908	54-0	Fairbank High School
1909	28-0	Charles City
1910	63-0	Lennox
1911	27-0	Waterloo High School
1912	7-35	Iowa
1913	3-45	Iowa
1914	6-0	Des Moines
1915	7-25	Dubuque
1916	0-12	Iowa State
1917	42-0	Iowa Wesleyan
1918	0-28	Morningside
1919	0-14	Cornell
1920	0-10	Coe
1921	7-13	Coe
1922	3-0	Cornell
1923	0-0	St. Ambrose
1924	0-3	St. Ambrose
1925	30-0	Ellsworth
1926	20-0	St. Thomas
1927	6-6	St. Thomas
1928	0-32	Coe
1929	0-7	Coe
1930	6-0	Loras
1931	19-0	Loras
1932	7-0	Loras
1933	12-0	Loras
1934	18-0	Cornell
1935	0-0	Cornell
1936	0-0	Iowa State
1937	12-14	Iowa State
1938	10-0	Grinnell
1939	12-0	Northeast Missouri State
1940	0-20	Creighton
1941	21-0	South Dakota State
1942	38-0	South Dakota State
1943		No Football
1944		No Football
1945	38-14	Central
1946	6-6	South Dakota State

1947	14-31	Iowa State
1948	7-27	Iowa State
1949	6-20	Western Michigan
1950	13-34	South Dakota State
1951	6-48	South Dakota State
1952	12-14	Drake
1953	20-34	Central Michigan
1954	21-42	Central Michigan
1955	26-7	Hastings
1956	20-0	Drake
1957	12-34	Drake
1958	29-12	Bradley
1959	22-15	Bradley
1960	41-16	Mankato State
1961	37-6	Bradley
1962	27-6	Bradley
1963	12-11	Northern Michigan
1964	14-7	Northern Michigan
1965	7-10	Northern Michigan
1966	0-21	Northern Michigan
1967	3-7	Northern Michigan
1968	13-24	Northern Michigan
1969	14-24	Northern Michigan
1970	0-21	Northern Michigan
1971	9-22	Northeast Missouri State
1972	41-6	Wisconsin-Stevens Point
1973	13-0	Pittsburg State
1974	31-22	Pittsburg State
1975	14-8	Eastern Illinois
1976	7-41	Northern Michigan
1977	21-31	Northeast Missouri State
1978	15-12	Wisconsin-Whitewater
1979	0-13	Minnesota-Morris
1980	8-32	@Nebraska-Omaha
1981	30-39	Drake
1982	13-40	@Drake
1983	34-10	Drake
1984	37-0	Winona State
1985	9-24	@Drake
1986	16-16	@Mankato State
1987	34-31	@McNeese State
1988	10-59	@Pittsburgh
1989	14-22	Mankato State
1990	30-9	Southern Illinois
1991	30-5	McNeese State
1992	21-18	@McNeese State
1993	10-27	@McNeese State
1994	28-14	@Iowa State
1995	7-26	@Stephen F. Austin
1996	31-21	@Southern Utah

HOMECOMING RESULTS

SINCE 1920 (47-21-7)

1920	UNI 14, Parsons 0
1921	UNI 7, Simpson 6
1922	UNI 0, Upper Iowa 0
1923	Western Union 6, UNI 2
1924	UNI 13, Simpson 0
1925	UNI 20, Luther 9
1926	UNI 34, Buena Vista 0
1927	UNI 14, Upper Iowa 6
1928	UNI 0, Grinnell 0
1929	UNI 7, Simpson 0
1930	Coe 13, UNI 2
1931	Western Michigan 14, UNI 0
1932	UNI 13, Morningside 0
1933	UNI 0, Simpson 0
1934	Grinnell 19, UNI 12
1935	UNI 21, Western Michigan 14
1936	UNI 6, Morningside 0
1937	Western Michigan 7, UNI 0
1938	Morningside 13, UNI 7
1939	UNI 13, Western Michigan 13
1940	UNI 13, Pittsburg St. 6
1941	Western Michigan 28, UNI 7
1942	UNI 26, Morningside 7
1945	UNI 58, South Dakota St. 7
1946	UNI 0, Western Michigan 0
1947	UNI 31, Morningside 13
1948	UNI 33, South Dakota St. 7
1949	UNI 49, Augustana (SD) 0
1950	Drake 34, UNI 18
1951	UNI 27, Morningside 7
1952	South Dakota 34, UNI 20
1953	UNI 34, Morningside 20
1954	South Dakota 34, UNI 33
1955	UNI 13, Morningside 12
1956	UNI 20, Morningside 20
1957	UNI 27, North Dakota 20
1958	Morningside 26, UNI 18
1959	UNI 14, North Dakota 9

1960	UNI 26, Morningside 0
1961	UNI 34, Augustana 6
1962	UNI 21, Morningside 18
1963	UNI 9, North Dakota 0
1964	UNI 24, Morningside 14
1965	UNI 27, Augustana 21
1966	UNI 2, Morningside 0
1967	UNI 23, Augustana 10
1968	Morningside 14, UNI 13
1969	UNI 14, South Dakota 2
1970	Morningside 19, UNI 7
1971	North Dakota 23, UNI 10
1972	UNI 27, Morningside 13
1973	South Dakota 19, UNI 7
1974	UNI 41, Drake 17
1975	UNI 20, Augustana 14
1976	UNI 37, Morningside 7
1977	Augustana 35, UNI 27
1978	Western Illinois 21, UNI 7
1979	UNI 20, Akron 17
1980	UNI 41, Southwest Missouri St. 0
1981	Northern Michigan 17, UNI 13
1982	Idaho 38, UNI 13
1983	UNI 41, Wisconsin-LaCrosse 0
1984	UNI 24, Southwest Missouri St. 10
1985	UNI 24, Indiana St. 7
1986	UNI 45, Southwest Missouri St. 3
1987	Montana 33, UNI 16
1988	Western Illinois 28, UNI 27
1989	UNI 39, Ferris St. 3
1990	UNI 31, Illinois St. 0
1991	UNI 56, Morgan St. 6
1992	UNI 41, Illinois St. 14
1993	UNI 17, Indiana St. 10
1994	McNeese St. 34, UNI 24
1995	UNI 17, Eastern Illinois 7
1996	UNI 47, Illinois State 10

N O R T H E R N I O W A

All-Time Scores

1895 (1-2-0)		1896 (4-3-0)		1897 (5-1-0)		1898 (4-0-1)		1899 (1-3-2)		1900 (3-4-1)		1901 (3-4-1)		1902 (1-6-1)	
12	Coe.....10	5	Coe.....10	56	Waterloo High School.....0	23	Waterloo YMCA.....0	0	Iowa.....22	42	Waterloo High School.....0	11	Cornell.....6	5	Iowa.....63
4	Lennox.....12	22	Waterloo High School.....0	10	Ellsworth.....26	40	Cornell.....0	6	Grinnell.....12	0	Iowa.....68	0	Iowa.....16	12	Cornell.....11
0	Upper Iowa.....5	0	Lennox.....42	10	Coe.....8	18	Coe.....0	0	Cornell.....11	6	Cornell.....6	0	Iowa State.....0	5	Drake.....36
No Coach Designated		0	Coe.....17	10	Upper Iowa.....6	0	Upper Iowa.....0	0	Iowa State.....0	12	Upper Iowa.....5	0	Iowa State.....0	6	Coe.....18
		12	Cedar Valley Seminary.....0	6	Waterloo High School.....0	16	Iowa.....5	57	Coe.....80	0	Coe.....16	0	Iowa.....16	0	Coe.....6
		28	Reinbeck High School.....10	16	Leander Clark.....12	11	Coach-E.K. Leighton	0	South Dakota.....0	0	Co.....12	0	Iowa State.....0	0	Co.....10
		6	Cedar Falls High School.....2	No Coach Designated		Coach-Mr. Sweetland		Coach-Fred Williams		Coach-Fred Williams		Coach-Clayton B. Simmons		Coach-G.B. Affleck	

PANTHERS

1932 (5-3-1) 7 Loras.....0 13 William Penn.....0 13 Cornell.....0 0 Luther.....13 13 Morningside.....0 0 Western Michigan.....26 7 Simpson.....7 12 Eastern Michigan.....6 7 Coe.....13 Coach-L.W. "Mon" Whitford	1939 (5-3-1) 12 Northeast Missouri.....0 0 Creighton.....26 6 North Dakota.....19 7 Emporia State.....34 13 Western Michigan.....13 16 Coe.....0 7 Morningside.....0 14 South Dakota.....0 19 North Dakota State.....0 Coach-Clyde Starbeck	6 Drake.....6 39 Augustana.....0 7 Bowling Green.....19 Coach-Clyde Starbeck	1948 (7-3-0) 7 Iowa State.....27 32 Morningside.....0 6 Drake.....0 33 South Dakota State.....7 13 Western Michigan.....6 26 North Dakota.....14 34 Augustana.....0 0 Emporia State.....26 19 North Dakota State.....0 7 Dayton.....33 Coach-Clyde Starbeck	1955 (8-1-0) 26 Hastings.....7 21 South Dakota State.....34 21 Drake.....14 32 North Dakota State.....0 13 North Dakota.....7 28 Augustana.....7 13 Morningside.....12 33 South Dakota.....26 33 Mankato State.....7 Coach-Clyde Starbeck	1961 (7-2-0) 37 Bradley.....6 19 Mankato State.....0 33 North Dakota State.....8 6 Drake.....21 34 Augustana.....6 43 Morningside.....14 25 North Dakota.....0 27 South Dakota.....7 13 South Dakota State.....36 Coach-Stan B. Sheriff
1933 (3-6-0) 12 Loras.....0 7 Cornell.....13 13 Grinnell.....6 6 Western Michigan.....8 0 Coe.....19 0 Morningside.....6 0 Simpson.....13 6 Eastern Michigan.....19 25 Luther.....13 Coach-John Baker	1940 (8-1-0) 0 Creighton.....20 15 North Dakota.....0 13 North Dakota State.....7 20 Western Michigan.....19 13 Kansas State-Pitt.....6 13 Morningside.....0 12 South Dakota State.....2 27 Nebraska-Omaha.....7 52 Simpson.....7 Coach-Clyde Starbeck	1949 (5-2-0) 6 Western Michigan.....20 27 North Dakota State.....6 13 South Dakota State.....14 40 North Dakota.....0 49 Augustana.....0 30 Morningside.....10 21 South Dakota.....14 Coach-Clyde Starbeck	1956 (2-5-1) 20 Drake.....0 44 Northeast Missouri.....26 6 Augustana.....13 20 Morningside.....20 19 North Dakota.....20 19 South Dakota.....20 27 South Dakota State.....31 13 North Dakota State.....19 Coach-Clyde Starbeck	1962 (7-1-1) 27 Bradley.....6 20 Mankato State.....8 28 South Dakota.....0 33 North Dakota State.....0 15 Drake.....21 21 Morningside.....18 13 North Dakota.....8 13 South Dakota State.....13 21 Augustana.....15 Coach-Stan B. Sheriff	
1934 (3-3-2) 18 Cornell.....0 33 Eastern Michigan.....0 0 Western Michigan.....7 0 Coe.....7 6 Simpson.....6 12 Grinnell.....2 0 Luther.....0 Coach-John Baker	1941 (5-3-0) 21 South Dakota State.....0 32 North Dakota.....10 13 Morningside.....0 7 Western Michigan.....28 6 Kansas State-Pitt.....12 51 North Dakota State.....6 0 Drake.....13 34 Nebraska-Omaha.....13 Coach-Clyde Starbeck	1950 (4-4-0) 13 South Dakota State.....34 33 North Dakota.....21 33 North Dakota State.....20 8 Iowa State.....26 18 Drake.....34 34 Augustana.....13 13 Morningside.....7 7 South Dakota.....14 Coach-Clyde Starbeck	1957 (5-3-0) 12 Drake.....34 20 South Dakota State.....23 18 North Dakota State.....0 35 Northeast Missouri.....13 54 Augustana.....12 7 Morningside.....21 27 North Dakota.....20 27 South Dakota.....7 Coach-Clyde Starbeck	1963 (5-3-1) 12 Northern Michigan.....11 14 Mankato State.....14 33 South Dakota.....6 0 North Dakota State.....21 12 Drake.....21 49 Morningside.....14 9 North Dakota.....0 13 South Dakota State.....27 45 Augustana.....6 Coach-Stan B. Sheriff	
1935 (4-2-2) 0 Cornell.....0 0 Eastern Michigan.....3 21 Western Michigan.....14 0 Coe.....18 32 Simpson.....7 7 Grinnell.....7 41 Morningside.....7 22 South Dakota State.....13 Coach-Thomas Johnson	1942 (6-1-0) 38 South Dakota State.....0 27 North Dakota State.....19 6 Western Michigan.....14 26 Morningside.....6 36 South Dakota.....0 27 Drake.....12 48 Nebraska-Omaha.....0 Coach-Clyde Starbeck	1951 (3-4-0) 6 South Dakota State.....48 49 North Dakota.....19 14 North Dakota State.....27 6 Drake.....39 67 Augustana.....7 27 Morningside.....7 7 South Dakota.....25 Coach-Clyde Starbeck	1958 (4-5-0) 29 Bradley.....12 25 Mankato State.....0 21 North Dakota State.....11 20 Drake.....16 15 Augustana.....26 18 Morningside.....26 0 North Dakota.....14 8 South Dakota State.....13 14 South Dakota.....38 Coach-William Hammer	1964 (9-2-0) 14 Northern Michigan.....7 36 Mankato State.....0 7 North Dakota State.....14 34 North Dakota.....0 41 Drake.....14 24 Morningside.....14 49 Augustana.....0 23 South Dakota State.....14 13 South Dakota.....6 9 Northern Illinois.....14 Pecan Bowl 19 Lamar Tech.....17 Coach-Stan B. Sheriff	
1936 (5-2-2) 0 Iowa State.....0 24 Grinnell.....0 0 North Dakota.....19 0 Coe.....0 12 Western Michigan.....6 21 Haskell.....0 0 South Dakota State.....13 0 Morningside.....0 7 Nebraska-Omaha.....7 Coach-Clyde Starbeck	1943 No Football (War Years) 1944 No Football (War Years) 1945 (3-3-0) 38 Central (IA).....14 13 Iowa State.....48 19 Loras.....14 7 Hamline.....27 58 South Dakota State.....7 6 Drake.....53 Coach-Clyde Starbeck	1952 (6-2-0) 12 Drake.....14 32 North Dakota State.....0 27 Coe.....24 27 North Dakota.....14 47 Augustana.....0 28 Morningside.....26 20 South Dakota.....34 47 South Dakota State.....34 Coach-Clyde Starbeck	1959 (6-3-0) 22 Bradley.....15 21 Mankato State.....0 22 North Dakota State.....32 14 Drake.....6 6 Augustana.....7 22 Morningside.....14 14 North Dakota.....9 6 South Dakota.....27 14 South Dakota State.....12 Coach-William Hammer	1965 (4-5-0) 7 Northern Michigan.....10 16 Southern Illinois.....23 7 North Dakota State.....20 0 North Dakota.....34 7 Drake.....31 14 Morningside.....7 27 Augustana.....21 41 South Dakota State.....0 41 South Dakota.....0 Coach-Stan B. Sheriff	
1937 (2-4-3) 12 Iowa State.....14 20 Grinnell.....20 0 North Dakota.....21 0 Western Michigan.....7 6 Coe.....6 33 South Dakota State.....0 0 South Dakota.....13 13 Nebraska-Omaha.....0 Coach-Clyde Starbeck	1946 (4-1-2) 6 South Dakota State.....6 18 Iowa State.....20 46 Hamline.....6 0 Western Michigan.....0 38 Morningside.....0 21 North Dakota State.....0 46 Drake.....0 Coach-Clyde Starbeck	1953 (6-3-0) 20 Central Michigan.....34 19 South Dakota State.....52 21 Coe.....7 34 North Dakota.....6 27 North Dakota State.....21 39 Augustana.....13 34 Morningside.....20 34 South Dakota.....27 20 Drake.....27 Coach-Clyde Starbeck	1960 (9-1-0) 41 Mankato State.....16 19 North Dakota State.....7 14 Drake.....3 27 Augustana.....7 26 Morningside.....0 7 North Dakota.....0 40 South Dakota.....0 12 South Dakota State.....0 21 Wheaton.....18 Mineral Water Bowl 6 Hillsdale.....17 Coach-Stan B. Sheriff	1966 (4-5-0) 0 Northern Michigan.....21 6 Drake.....9 10 North Dakota.....23 28 Augustana.....7 7 Southern Illinois.....30 2 Morningside.....0 13 South Dakota State.....7 14 South Dakota.....30 41 North Dakota State.....14 Coach-Stan B. Sheriff	
1938 (3-5-0) 10 Grinnell.....0 0 Western Michigan.....20 7 North Dakota State.....14 14 Coe.....0 7 Morningside.....13 14 Emporia State.....13 2 South Dakota.....26 6 Nebraska-Omaha.....13 Coach-Clyde Starbeck	1947 (5-3-1) 14 Iowa State.....31 21 North Dakota.....0 13 North Dakota State.....12 33 Emporia State.....6 0 Western Michigan.....14 31 Morningside.....13	1954 (3-5-0) 21 Central Michigan.....42 39 North Dakota State.....0 12 Drake.....14 14 North Dakota.....13 50 Augustana.....0			1967 (7-3-0) 3 Northern Michigan.....7 12 Western Illinois.....0

N O R T H E R N I O W A

9	North Dakota State	10
7	North Dakota	0
23	Augustana	10
7	Drake	10
29	Morningside	19
17	South Dakota State	16
15	South Dakota	7
14	Eastern Michigan	6

Coach-Stan B. Sheriff

1968 (5-5-0)		
13	Northern Michigan	24
33	Western Illinois	6
14	North Dakota	10
34	Augustana	12
38	South Dakota State	10
21	Drake	19
13	Morningside	14
7	South Dakota	13
15	North Dakota State	31
7	Eastern Michigan	34

Coach-Stan B. Sheriff

1969 (5-5-0)		
14	Northern Michigan	24
10	Central Michigan	28
10	Augustana	21
24	South Dakota State	14
23	Drake	13
30	Morningside	7
14	South Dakota	2
13	North Dakota State	41
40	North Dakota	10
14	Western Illinois	23

Coach-Stan B. Sheriff

1970 (2-8-0)		
0	Northern Michigan	21
9	Central Michigan	27
24	South Dakota State	8
17	South Dakota	41
13	Drake	0
10	North Dakota State	43
6	North Dakota	41
10	Augustana	20
7	Western Illinois	29

Coach-Stan B. Sheriff

1971 (4-5-0)		
9	Northeast Missouri	22
7	Eastern Kentucky	21
23	South Dakota State	0
8	South Dakota	0
0	Drake	28
21	Morningside	0
11	North Dakota State	23
10	North Dakota	23
17	Augustana	0

Coach-Stan B. Sheriff

1972 (4-6-0)		
41	WI-Stevens Point	6
14	Illinois State	24
21	Mankato State	0
7	South Dakota	21
0	North Dakota State	42
14	Drake	21
27	Morningside	13
9	North Dakota	38
32	South Dakota State	0
14	Augustana	20

Coach-Stan B. Sheriff

1973 (5-5-0)		
13	Kansas State-Pitt	0
20	Western Illinois	14
7	Mankato State	28
7	South Dakota	19
0	North Dakota State	21

Coach-Stan B. Sheriff

31	Drake	3
28	Morningside	14
17	North Dakota	14
0	South Dakota State	16
0	Augustana	36

Coach-Stan B. Sheriff

1974 (5-4-1)		
31	Kansas State-Pitt	22
14	Western Illinois	40
28	Mankato State	28
20	North Dakota State	0
26	North Dakota	42
41	Drake	17
49	Morningside	14
23	Augustana	38
22	South Dakota State	21
14	South Dakota	26

Coach-Stan B. Sheriff

1975 (9-3)*		
14	Eastern Illinois	8
30	Nevada-Las Vegas	48
35	Mankato State	6
23	North Dakota State	16
20	North Dakota	21
27	Drake	24
21	Morningside	14
20	Augustana	14
14	South Dakota State	3
45	South Dakota	19
49	Wisconsin-Whitewater	6
12	Western Kentucky	14

*Includes NCAA Div. II game with Western Kentucky

Coach-Stan B. Sheriff

1976 (8-3)		
7	Northern Michigan	41
34	Nebraska-Omaha	13
1	at St. Cloud State	0
24	at North Dakota	22
7	at Augustana	6
38	Wayne State	0
37	Morningside	7
13	South Dakota State	16
14	at South Dakota	7
9	North Dakota State	10
47	at WI-Whitewater	20

Coach-Stan B. Sheriff

1977 (6-5)		
21	Northeast Missouri	31
7	at Northern Michigan	41
31	Eastern Illinois	21
0	at North Dakota State	58
9	North Dakota	6
27	Augustana	35
17	Nebraska-Omaha	19
30	at Morningside	13
23	at South Dakota State	12
34	South Dakota	14
27	St. Cloud State	14

Coach-Stan B. Sheriff

1978 (2-9)		
15	Wisconsin-Whitewater	12
14	Youngstown State	31
22	at Eastern Illinois	38
0	at Weber State	35
14	at Nebraska-Omaha	17
35	North Dakota	17
14	at North Dakota State	42
7	Western Illinois	21
9	South Dakota State	10
18	Northern Michigan	20
28	at Akron	39

Coach-Stan B. Sheriff

1979 (6-5)		
0	Minnesota-Morris	13
11	at Northern Michigan	7
21	North Dakota State	10
15	Nebraska-Omaha	39
0	at Youngstown State	29
20	Akron	17
38	at Western Illinois	25
7	at South Dakota State	14
10	Eastern Illinois	7
23	at South Dakota	9
17	Western Kentucky	24

Coach-Stan B. Sheriff

1980 (7-4)		
8	at Nebraska-Omaha	32
31	Weber State	10
49	Arkansas Tech	10
16	at Northern Michigan	20
35	Western Illinois	28
30	Southeast Missouri	7
41	Southwest Missouri	0
38	at Youngstown State	17
9	at Eastern Illinois	14
14	South Dakota	16
63	Evansville	33

Coach-Stan B. Sheriff

1981 (5-6)		
30	Drake	39
21	Grand Valley State	20
14	at Idaho	59
21	at Montana	42
13	Northern Michigan	17
14	at Western Illinois	21
20	at Southwest Missouri	17
38	Eastern Illinois	17
42	Nebraska-Omaha	13
17	at South Dakota	34
45	Youngstown State	43

Coach-Stan B. Sheriff

1982 (4-6-1)		
13	at Drake	40
10	Southwest Missouri	0
10	Eastern Illinois	10
21	Western Illinois	9
13	Idaho	38
17	at Southeast Missouri	20
33	Northern Michigan	14
0	at Nevada-Reno	37
7	at North Dakota State	12
41	South Dakota	24
13	at Youngstown State	25

Coach-Stan B. Sheriff

1983 (6-5-0)		
34	Drake	10
0	at Indiana State	26
13	at Southwest Missouri	35
9	Southern Illinois	52
32	at Western Illinois	26
41	Wisconsin-LaCrosse	0
0	at Eastern Illinois	13
23	Youngstown State	13
26	at Northern Michigan	45
20	at Central Missouri	7
30	Northwest Missouri	21

Coach-Darrell Mudra

1984 (9-2)		
37	Winona State	0
33	at Drake	28
24	Southwest Missouri	10

30	Western Illinois	17
10	at Southern Illinois	40
73	Wisconsin-Whitewater	7
16	at Youngstown State	6
44	Northern Michigan	24
17	at Eastern Illinois	27
34	Central Missouri	0
48	Northwest Missouri	10

Coach-Darrell Mudra

1985 (11-2)		
9	at Drake	24
10	at Kansas State	6
38	at Southwest Missouri	17
37	Delaware State	17
48	at Western Illinois	14
24	Indiana State	7
50	Youngstown State	26
15	at Illinois State	3
21	Eastern Illinois	20
49	Northwest Missouri	0
41	Northeast Missouri	24
17	Eastern Washington+	14
33	Georgia Southern++	40

+NCAA 1-AA Quarterfinal

++NCAA 1-AA Semifinal

Coach-Darrell Mudra

1986 (7-3-1)		
16	at Mankato State	16
17	at Kansas State	0
45	Southwest Missouri	3
36	Arkansas-Pine Bluff	7
30	at Eastern Illinois	31
24	at Southern Illinois	27
32	Western Illinois	30
25	at Montana State	46
55	McNeese State	38
45	Indiana State	10
22	Illinois State	13

Coach-Darrell Mudra

1987 (10-4)		
34	at McNeese State	31
7	at Minnesota	24
53	Montana State	7
38	at Indiana State	14
16	Montana	33
38	at Iowa State	39
52	at Western Illinois	7
19	Eastern Illinois	17
17	at Southwest Missouri	13
20	Southern Illinois	3
48	Illinois State	17
31	Youngstown State+	28
49	Arkansas State+	28
41	at NE Louisiana St+	OT44

+NCAA 1AA Playoffs

Coach-Darrell Mudra

1988 (5-6)		
10	at Pittsburgh	59
59	Morgan State	10
9	Southwest Missouri	28
27	Western Illinois	28
17	at Iowa State	20
34	at Illinois State	7
17	at Eastern Illinois	15
6	Indiana State	24
12	at Northern Arizona	25
77	Wayne State (NE)	0
24	at Southern Illinois	21

Coach-Earle Bruce

1989 (8-3)		
14	Mankato State	22
10	at Kansas State	8
43	Fort Hays State	15
22	at Southwest Missouri	37

21	at Western Illinois	10
24	at Indiana State	21
39	Ferris State	3
31	Eastern Illinois	28
13	at Illinois State	32
38	Southern Illinois	14
47	Eastern Washington	21

Coach-Terry Allen

1990 (8-4)		
30	Southern Illinois	9
6	at Iowa State	35
23	at Oklahoma State	33
44	at Idaho State	10
31	Illinois State	0
50	Western Illinois	14
23	at Indiana State	33
16	at Eastern Illinois	10
20	Southwest Missouri St	17
52	Clarion University	12
36	Northern Arizona	16
3	at Boise State+	20

+NCAA 1-AA Playoffs

Coach-Terry Allen

1991 (11-2)		
30	McNeese State	5
45	Augustana (SD)	22
20	at Southern Illinois	21
36	at Idaho	14
56	Morgan State	6
17	at Illinois State	14
49	at Western Kentucky	21
22	at Southwest Missouri St.	0
49	Indiana State	21
24	at Western Illinois	17
18	Eastern Illinois	17
38	Weber State+	21
13	at Marshall+	41

+NCAA 1-AA Playoffs

Coach-Terry Allen

1992 (12-2)		
21	at McNeese State	18
49	Idaho State	11
27	at Iowa State	10
41	Illinois State	14
34	Western Kentucky	6
30	at Southern Illinois	25
27	Idaho	26
34	at Indiana State	13
15	at Eastern Illinois	21
37	Western Illinois	6
37	Southwest Missouri State	12
17	Eastern Washington+	14
29	McNeese State+	7
7	Youngstown State+	19

+NCAA 1-AA Playoffs

Coach-Terry Allen

1993 (8-4)		
10	at McNeese State	27
42	at Wyoming	45
35	Jacksonville State	14
34	Southwest Texas	13
20	at Southwest Missouri St.	14
17	Indiana State	10
31	Eastern Illinois	27
23	at Western Illinois	25
20	at Illinois State	19
48	Moorhead State	0
49	Southern Illinois	17
21	at Boston University+20T	27

+NCAA 1-AA Playoffs

Coach-Terry Allen

PANTHERS

COACHING HISTORY

1994
(8-4)

28	at Iowa State.....	14
19	at Southwest Texas.....	20
12	Southwest Missouri.....	7
24	McNeese State.....	34
11	at Indiana State.....	10
19	at Eastern Illinois.....	7
24	Illinois State.....	17
36	Western Illinois.....	27
12	at Idaho.....	21
39	at Southern Illinois.....	7
27	Eastern Washington.....	17
20	at Montana+.....	23

+NCAA 1-AA Playoffs
Coach-Terry Allen

1995
(8-5)

7	at Stephen F. Austin.....	26
13	at Iowa.....	34
55	Lock Haven.....	10
38	at Western Illinois.....	7
17	Eastern Illinois.....	7
27	Indiana State.....	10
13	Southern Illinois.....	0
19	at Southwest Missouri.....	17
29	at Illinois State.....	31
12	Idaho.....	16
48	Winona State.....	3
35	at Murray State+.....	34
24	at Marshall+.....	41

+NCAA 1-AA Playoffs
Coach — Terry Allen

1996
(12-2)

31	at Southern Utah.....	21
44	St. Cloud State.....	7
38	Stephen F. Austin.....	12
23	at Iowa State.....	42
43	McNeese State.....	10
47	Illinois State.....	10
38	Southwest Missouri State.....	31
33	at Southern Illinois.....	7
23	at Youngstown State.....	10
34	at Indiana State.....	19
30	Western Illinois.....	6
21	Eastern Illinois+.....	14
38	William & Mary+.....	35
14	at Marshall+.....	31

+NCAA 1-AA Playoffs
Coach — Terry Allen

COACH	W	L	T	YEARS	TITLES
No Coach	5	5	0	1895-96	0
Fred Wolff	5	1	0	1897	0
E.K. Leighton	4	0	1	1898	0
Sweetland	1	3	2	1899	0
Fred Williams	3	4	1	1900	0
G.B. Affleck	5	3	2	1901	0
Charles Pell	15	15	5	1902-05	0
No Football				1906-07	
C.B. Simmons	11	0	0	1908-09	0
J.O. Berrine	3	7	1	1910, '17	0
H.F. Pasini	8	4	2	1911-12	0
A. Berkstresser	8	18	2	1913-16	0
Russell Glaesner	1	3	0	1918	0
Ivan Doseff	6	6	2	1919-20	0
L.L. Mendenhall	15	11	2	1921-24	0
Paul Bender	25	9	6	1925-29	2
L.W. Whitford	10	13	2	1930-32	0
John Baker	6	9	2	1933-34	0
Thomas Johnson	4	2	2	1935	0
Clyde Starbeck	95	58	10	1936-42, '45-57	8*
No Football				1943-44	
William Hammer	10	8	0	1958-59	0
Stan Sheriff	129	101	4	1960-82	4*, 2#
Darrell Mudra	43	16	1	1983-87	2 1/2+
Earle Bruce	5	6	0	1988	0
<u>Terry Allen</u>	<u>75</u>	<u>26</u>	<u>0</u>	<u>1989-96</u>	<u>6+</u>
Totals	492	328	47	1895-1996	25

*Iowa Conference Title
#North Central Conference Title
+Gateway Conference Title

AFCA (AMERICAN FOOTBALL COACHES OF AMERICA)

ALL-TIME DISTRICT and REGIONAL COACHES of YEAR

1960	District 6 Coach of Year	Stan Sheriff
1975	District 6 Coach of Year	Stan Sheriff
1985	Region 4 Coach of Year	Darrell Mudra
1992	Region 5 Coach of Year	Terry Allen



Clyde Starbeck



Darrell Mudra



Stan Sheriff



Terry Allen

PANTHER ALL-AMERICANS

FIRST TEAM SELECTIONS

1937—Paul Jones, End*
 1949—Paul DeVan, Halfback**
 1952—Lou Bohnsack, Center**
 1955—LeRoy Dunn, Tackle*
 1956—Dick Formanek, Tackle*
 1960—Jerry Morgan, Quarterback*
 George Asleson, Guard**
 1961—Wendell Williams, Guard**
 1962—Dan Boals, Fullback*
 1964—Randy Schultz, Fullback**
 1967—Ray Pedersen, Guard**
 1975—Mike Timmermans, Tackle**
 1985—Joe Fuller, Defensive Back+
 1987—Carl Boyd, Running Back+
 1990—Brian Mitchell, Placekicker**+&\$
 1991—Brian Mitchell, Placekicker**+&\$%
 1992—Kenny Shedd, Wide Receiver+
 Kenny Shedd, All-Purpose**&%
 William Freeney, Linebacker+&*&%
 1993—Andre Allen, Linebacker+
 1994—Andre Allen, Linebacker@**&
 1995—Dedric Ward, Flanker**@%&\$
 1996—Dedric Ward, Flanker@***%\$^

SECOND TEAM SELECTIONS

1948—Jason Loving, Tackle**
 1959—Dennis Remmert, Tackle*
 1961—Wendell Williams, Guard*
 1973—Mike Woodley, Free Safety**
 1984—Joe O'Brien, Tackle**
 1986—Carl Boyd, Running Back#
 1987—Carl Boyd, Running Back**
 Jeff Bealles, End#
 1989—David Campbell, Guard**
 Bryce Paup, Linebacker&
 1990—Seth Bonnette, Tackle&
 Kenny Shedd, Returns**
 1991—Kenny Shedd, Return**%
 William Freeney, Linebacker%
 1992—Scott Obermeier, Placekicker**
 1993—Andre Allen, Linebacker**&%!
 1994—Andre Allen, Linebacker%
 1996—Dedric Ward, Flanker&
 Tyree Talton, Cornerback**

THIRD TEAM SELECTIONS

1946—Pudge Camarata, Halfback**
 1960—Jerry Morgan, Quarterback**
 1962—Dan Boals, Fullback**
 1975—Bill Salmon, Quarterback**



Dedric Ward



Andre Allen

1976—Nick Maragos, Free Safety**
 1981—Ken Harvey, Split End**
 1987—Mark Hanssen, Center**
 Jeff Bealles, End**
 1988—Sherrod Howard, Tight End**
 1989—Bryce Paup, Linebacker**
 1992—Peter Burns, Linebacker%
 1993—Tim Mosley, Wide Receiver/P&
 1994—Jason McCleary, Defensive Back***
 1995—Kevin Hammond, Linebacker%
 1996—Tyree Talton, Returner/Cornerback&

HONORABLE MENTION SELECTIONS

1939—Wendlen Burckhard, Halfback*
 Leo Kagan, Center*
 1940—Jim Podemski, Tackle*
 Hugh Roberts, Guard*
 1945—George Dutcher, Halfback*
 1946—Jason Loving, Tackle*
 1947—Paul DeVan, Halfback**
 Bob Williams, Halfback**
 1951—Lou Bohnsack, Center**
 1952—Maholon Kaylor, End**
 1954—Ralph Capitani, Quarterback**
 1956—Ron Brinkley, Fullback*
 1959—Dennis Remmert, Tackle**
 Bob Hahn, Halfback**
 1960—George Asleson, Guard*
 Warren Hansen, Halfback*
 1961—John Raffensberger, End*
 Al Sonnenberg, Tackle*
 Howie Becker, halfback*
 Dan Boals, Fullback**
 1962—Ted Minnick, Tackle*
 1963—Jim Jackson, Guard**
 Larry Thompson, Halfback*
 Phil Minnick, Guard*

Randy Schultz, Fullback*
 1964—Phil Minnick, Guard**
 1965—Doug Kover, Center**
 1967—Bill Smith, Def. Halfback**
 1968—Tom Barbatti, Def. Guard**
 1969—John Williams, Linebacker**
 1969—Jim Rudd, Middle Guard**
 1972—Mike Woodley, Free Safety**
 1979—Owen Dockter, Tackle**
 Danny Todd, Defensive Back**
 1980—Chris Milliner, Running Back**
 1985—Mike Smith, Quarterback**
 Edward Grimes, End**
 Terry Orth, Tackle**
 Mark Farley, Linebacker**
 Moses Aimable, Defensive Back**
 Joe Fuller, Defensive Back**
 1986—Brian Baker, Tight End**
 Mike Smith, Quarterback**+
 Carl Boyd, Running Back**
 Jeff Bealles, End**
 Mark Farley, Linebacker**+
 Clay Netusil, Punter**
 1987—Mike Smith, Quarterback**
 Louis Cox, Guard**
 Sherrod Howard, Tight End**
 Kevin Anderson, Cornerback**
 1988—Sherrod Howard, Tight End%
 1990—Mike Fontana, Center&
 1991—Kenny Shedd, Returns&, Receiver%
 1992—Kenny Shedd, Wide Receiver&
 1993—Jason McCleary, Defensive Back&
 1994—Dedric Ward, Flanker&%
 Matt Harken, Tight End&%
 D.J. Mumma, Center&%
 Matt Waller, Kicker&%
 Jason McCleary, Defensive Back&
 Dan Bower, Offensive Line%
 Brian Moretz, Nose Tackle%
 Myron Glass, Defensive Back%
 1995—Brian Moretz, Nose Tackle%
 1996—Tim Miller, Linebacker%
 Dannie Spann, Linebacker%

*Williamson Ratings

**Associated Press

+Kodak 1-AA

#Football News 1-AA

%Football Gazette

&Sports Network

\$Walter Camp

!College Football

@AFCA

^American Football Quarterly



William Freeney



Kenny Shedd

UNI ATHLETICS HALL OF FAME FOOTBALL INDUCTEES

1985—Clyde "Buck" Starbeck
 L.L. Mendenhall
 1986—Stan Sheriff
 Dick Beetsch
 1987—Randy Schultz
 Duane Josephson
 1988—Loren Buser
 George Dutcher

1989—Dan Boals
 1990—Jerry Morgan
 Charlie Pastorino
 1991—August "Pudge" Camarata
 Dennis Remmert
 1992—George Asleson
 Kelly Ellis

1993—Burl Berry
 Paul DeVan
 1994—James Fox
 Curly Steinkamp
 Jim Harmon
 1995—Wendell Williams
 1996—Paul Jones

PANTHERS

PANTHER CAPTAINS

(1960-96)

1960

George Asleson, G
Warren Hansen, HB
Jerry Morgan, QB
Charlie Schulte, C

1961

Dan Boals, FB
Carl Bowman, E
Bruce Wiegmann, HB
Wendell Williams, G

1962

Dan Boals, FB
Ted Minnick, T
Duane Waters, C
Bruce Wiegmann, HB

1963

Jim Jackson, G
Phil Minnick, FB
Larry Thompson, HB
Larry VanOort, C

1964

Ken Beverlin, G
Jim Jackson, G
Phil Minnick, G
Kent Stephenson, C

1965

Ken Beverlin, G
Loren Buser, FB
Del Hammond, E
Randy Schultz, FB

1966

James Bosye, T
Rick Price, E
Phil Roberts, T
Ralph Thomsen, FB

1967

Terry Fox, HB
Ray Pedersen, G/DT

1968

Robert Hampton, T
Thomas Pinkham, DB
Phil Schooley, QB
John Williams, LB

1969

Jim Rudd, DG
John Williams, LB

1970

Mike Filer, SE
Jim Luhring, DB
Randy Ruisch, SE
Gary Weber, QB

1971

Mike Allen, DT
Gene Dietrich, OT
Jim Gorsch, FB
Larry Skartvedt, FL

1972

Walt Fieseler, CB
Jerry Roling, DE
Ken Rosenkrans, G
Nelson White, DT
Mike Woodley, FS

1973

Steve Lounsberry, C
Mike Woodley, FS

1974

Pat Batten, HB
Ed Brown, DT
Charles Frisk, G
Larry Norman, SS

1975

Randy Erion, DT
Bill Salmon, QB
Jim Thomas, CB
Michael Timmermans, G

1976

Mel Campbell, NG
Dalas Dieke, OT
Nick Maragos, FS
Tom Scalissi, RB

1977

Kevin Barz, OT
William Clark, LB
Bob Klavas, TE
Neil Phipps, DT

1978

Terry Allen, QB
William Clark, LB
David Erstad, FS
Jim Pitlik, OG

1979

Ed Arnold, LB
Dana Deines, QB
Kelly Ellis, TB
Dave Erstad, FS

1980

Owen Dockter, DT
Skip Eckhardt, OG
Kelly Ellis, TB
Danny Todd, SS

1981

Joe Anderson, LB
Kelly Ellis, RB
Jerry Griffith, DE
Ken Harvey, SE
John Root, S
Steve Sandon, QB

1982

Joe Anderson, LB
Steve Ingalls, OT
John Root, S
Mike Tatoian, G

1983

Scott Etzel, C
James McFadden, LB
Joe O'Brien, NT
Marion Sanders, FL

1984

Charles Jenkins, S
Larry Miller, QB
Joe O'Brien, DT
Troy Thomas, OT

1985

Bill Bealles, OT
Mark Farley, LB
Joe Fuller, DB

1986

Carl Boyd, RB
Spencer Cowan, LB
Mark Farley, LB
Mark Hanssen, C
Mike Smith, QB

1987

Jeff Bealles, DE
Carl Boyd, RB
Mark Hanssen, C
John Hill, LB

1988

Chris Klieman, DB
Bryce Paup, LB
Russ Rubie, OG
Steve Spoden, OT

1989

David Campbell, OL
Mark Hein, LB
James Jones, LB
Bryce Paup, LB

1990

Mike Brinkman, DL
Todd Eagen, DL
Seth Bonnette, OL
James Jones, LB
Chris Klieman, DB

1991

Brad Baumler, LB
Steve Dhaemers, OT
Kevin Keith, LB
Duane Petersen, DB
Pat Williams, OG

1992

Peter Burns, LB
William Freeney, LB
Jay Johnson, QB
Chris Nuss, TE
Kenny Shedd, WR

1993

Mike Hudnutt, OG
Tim Mosley, SE/P
Casey Smith, DE
Joseph Wallace, S
Kurt Warner, QB

1994

Andre Allen, LB
Jason McCleary, S
Donald Mumma, C
Brett O'Donnell, QB
Paul Wolf, LB

1995

Ryan Behr, OL
Troy Dooley, RB
Kevin Hammond, LB
Matt Harken, TE
Brian Moretz, NT

1996

T.C. Barney, DE
Steve Beard, QB
Marcus Easter, DB
Tim Miller, LB
Jeff Stovall, RB
Dedric Ward, FL

GTE ACADEMIC ALL-AMERICANS

1980 — Owen Dockter, DT (2nd team)
1985 — Mark Farley, LB (District 7)
1986 — Mark Farley, LB (District 7)

NCAA POST-GRADUATE SCHOLARSHIP

1981 — Owen Dockter, Sociology

ALL-CONFERENCE SELECTIONS

(FROM 1936)

1936

Paul Jones, E
Melvin Nelson, C
Bernard Schmidt, T

1937

Paul Jones, E
John Magovich, HB

1938

George Dutcher, HB
Leo Kagan, G

1939

Wendlen Burckhard, FB
Leo Kagan, G
James Podemski, T
Hugh Roberts, G

1940

Wendlen Burckhard, FB
Milo Jensen, T
Benny McCabe, HB
Harland Riebe, E
Bill Wright, G

1941

Don Barnhart, T
Cy Bellock, HB
Bob Hunt, E
Aaron Linn, G
Leon Martin, T
Charles Pastorino, HB

1946

Nick Avelchas, E
Cy Bellock, E
Pudge Camarata, HB
Jason Loving, T
Paul Salzman, G
Bob Williams, HB

1947

Paul DeVan, HB
Bob Williams, HB

1948

Paul DeVan, HB
Elvin Goodvin, HB
Jason Loving, T
Lee Wachenheim, T
Harvey Wissler, G

1949

Don Abney, C
Stanley Brown, T
Chuck Cacek, HB
Paul DeVan, HB
Bob Miller, G
Robert Ogren, T
Lee Wachenheim, T

1950

Home Bienfang, HB
Bud Fisher, HB
Hans Sorenson, G
Lee Wachenheim, E

1951

Lou Bohnsack, C
Leland Crew, HB
Mahlon Kaylor, E

1952

Lou Bohnsack, C
John Corey, FB
Mahlon Kaylor, E
Bill Olson, HB
Karl Raush, G
Bud Rowray, T

1953

Dick Beetsch, E
Ralph Capitani, HB
LeRoy Dunn, T
Art Landau, HB
Jim Wachenheim, G

1954

Dick Beetsch, E
LeRoy Dunn, T

1955

LeRoy Dunn, T (MVP)
Dick Formanek, G
Jim Rosien, E

1956

Dick Formanek, G

1957

Bob Knock, C
Tom Murphy, HB
Morris Smith, G
Lou Roberts, HB

1958

Bob Hahn, HB
Dennis Remmert, T

1959

Warren Hansen, HB
Dennis Remmert, T
John Sullivan, G

1960

George Asleson, G
Jerry Morgan, QB (MVB)
Mace Reyerson, E
Charles Schulte, C
Wendell Williams, G

1961

Dan Boals, FB (MVB)
Al Sonnenberg, T
Wendell Williams, G

1962

Dan Boals, FB (MVB)
Ted Minnick, T

1963

Jim Jackson, G
Randy Schultz, FB
Larry Thompson, HB

1964

Merele Masonholder, T
Phil Minnick, G (MVL)
Randy Schultz, FB (MVB)

1965

Loren Buser, LB
Merle Masonholder, T
Ray Pedersen, G
Randy Schultz, FB (MVB)

1966

Terry Fox, HB
Ray Pedersen, G
Rick Price, E

1967

Larry Clement, LB
Ray Pedersen, DT (MVP)
Bill Smith, DHB

1968

Dan Goddard, OG
Tom Pinkham, DHB
John Williams, LB
Warren Woepking, C

1969

Larry Green, DE
Jim Luhning, DHB
James Rudd, DG
John Williams, LB

1970

Doug Walter, MG

1971

Mike Allen, DE
Bob Lee, LB
Larry Skartvedt, SE
Mike Woodley, FS

1972

Tom Jones, OT
Mike Woodley, FS

1973

Steve Lounsberry, C
Mike Woodley, FS

1974

Pat Batten, RB
Charles Frisk, OG
Nick Maragos, DB
Dave Schooley, SE

1975

Randy Erion, DT
Nick Maragos, DB
Bill Salmon, QB
Dave Schooley, WR
Mike Timmermans, OT

1976

Mel Campbell, DT
Dallas Deike, OT
Nick Maragos, FS
Neal Moses, RB
Marty Stratton, DE

1977

Kevin Barz, OT
Kelly Ellis, RB
Jim Spahn, C

1978

First Team: Paul Christensen, OT

1979

First Team: Kelly Ellis, TB
Owen Dockter, DT
Danny Todd, DB
Second Team: Dave Ehrig, OT
Terry Lang, K
Ed Stratton, DE
Dave Ramthun, DT
Matt Spanjers, LB

1980

First Team: Steve Schonert, K
Owen Dockter, DT
Danny Todd, SS
Second Team: Ken Harvey, SE
Skip Eckhardt, OG
Steve Sandon, QB
Chris Miliner, TB
Ed Stratton, DE
Dave Ramthun, DT
Larry Formanek, LB
John Root, WS

1981

First Team: Ken Harvey, SE
Roger Schultz, OT
Steve Sandon, QB
Steve Schonert, K
John Root, WS
Second Team: Kirk Hobbs, WR
Scott Hamilton, OG
Jerry Griffith, DE
Joe Anderson, LB
Player of Year: Steve Sandon, QB

1982

First Team: Steve Ingalls, OL
Steve Schonert, K
Craig Nordlie, Ret. Spec.
Mark Salz, NG
John Root, DB
Second Team: Darryl Goree, SE
Kevin Webster, OL
Mark Wilson, LB
Joe Anderson, LB
Tom Jones, DB

1983

First Team: James Hutchings, TE
Darryl Goree, WR
John Waskosky, OL
Larry Miller, QB
Joe Fuller, DB
Mike Johnson, P
Second Team: Scott Etzel, OL
Chris Miliner, RB
Mike Molstead, K
Joe O'Brien, DL

Mark Holmes, LB
James McFadden, LB

1984

First Team: Marty Bruder, TE
Ralph Clark, OL
Steve Harris, RB
Mike Molstead, K
Joe O'Brien, DL
Mark Farley, LB
Joe Fuller, DB
Clay Netusil, P
Second Team: Bill Bealles, OL
Dwayne Price, DL
Henry Saxon, LB
Charles Jenkins, DB

1985

First Team: Edward Grimes, DE
Terry Orth, DT
Mark Farley, ILB
Joe Fuller, CB
Moses Aimable, CB
Second Team: Mike Smith, QB
Carl Boyd, HB
Scott Francke, SE
Al Speicher, OT
Bill Bealles, OT
Frank Ori, OG
Mark Caballero, OG
Jeff Bealles, DE
Henry Saxon, OL

1986

First Team: Carl Boyd, RB
Brian Baker, TE
Jeff Bealles, DE
Mark Farley, ILB
Clay Netusil, P
Second Team: Mike Smith, QB
Scott Francke, WR
Mark Hanssen, OC
Terry Orth, DT
Dave McCorvey, DB
Honorable Mention: Louis Cox, OG
Art Stelken, DE
Spencer Cowan, OL
Chris Klieman, DB

1987

First Team: Jeff Bealles, DE
Carl Boyd, RB
Louis Cox, OG
Kevin Anderson, DB
Mark Hanssen, C
Sherrod Howard, TE
Mike Smith, QB
Second Team: Wes Anderson, WR
Ken Kolthoff, OT
Bryce Paup, LB
Honorable Mention: John Hill, LB
Chris Klieman, S

PANTHERS

1988

First Team: Sherrod Howard, TE
Doug Jackson, P-K

Second Team: George Crouch, C
Mark Botkin, OT
Russ Rubie, OG
Tim Peterson, DE
Mike Kolpin, LB
Mark Hein, OLB

Honorable Mention: Errol
Peebles, RB

Wes Anderson, FL
James Jones, DE
Mike Campbell, DT
Bryce Paup, OLB

1989

First Team: Milo Popovic, WR
Brian Mitchell, K
James Jones, DT
Bryce Paup, LB

Second Team: David Campbell, OG
Mark Hein, S

1990

First Team: Mike Fontana, C
Brian Mitchell, PK
James Jones, LB
Willie Beamon, DB

Second Team: Jay Johnson, QB
Chris Nuss, TE

Kenny Shedd, WR
Seth Bonnette, OT
Todd Eagen, DE
Matt Brinkman, LB
Chris Klieman, DB

Honorable Mention: Rory
Feddersen, WR
William Freaney, LB
Dan Rush, P

1991

First Team: Jay Johnson, QB
Chris Nuss, TE

Kenny Shedd, WR
Steve Dhaemers, OT
Brian Mitchell, PK
William Freaney, LB

Second Team: Pat Williams, OG
Kevin Keith, LB
Duane Petersen, DB
Tim Mosley, P

Honorable Mention: Charles
Lister, RB

Casey Smith, DL
Simon Nelson, DB

Defensive Player of Year:
William Freaney

Bruce Craddock Gateway
Coach of the Year: Terry
Allen

1992

First Team: Willie Beamon, DB
Peter Burns, LB
William Freaney, LB
John Herrin, OT
Tim Mosley, P
Chris Nuss, TE
Scott Obermeier, PK

Kenny Shedd, WR

Casey Smith, DL

Second Team: Tank Corner, RB

Jay Johnson, QB

Jason McCleary, DB

Joseph Wallace, DB

Honorable Mention: Andre

Allen, LB

Tony Monroe, DL

Donald Mumma, C

Defensive Player of Year:

William Freaney

Bruce Craddock Gateway

Coach of the Year: Terry
Allen

1993

First Team: Andre Allen, LB

Dan Bower, OT

Myron Glass, DB

Matt Harken, TE

Jason McCleary, DB

Brian Moretz, NT

Donald Mumma, OC

Matt Waller, PK

Dedric Ward, WR

Second Team: Scott Durlfinger,
LB

Todd Harrington, DB

Brett O'Donnell, QB

Jeff Stovall, RB

Paul Wolf, LB

Honorable Mention: Ryan
Behr, DL

Kevin Hammond, LB

Jacob Kothe, WR

Jason McCleary, Ret. Spec.

Defensive Player of Year:
Andre Allen

Bruce Craddock Gateway
Coach of the Year: Terry
Allen

1994

First Team: Andre Allen, LB

Dan Bower, OL

Myron Glass, DB

Matt Harken, TE

Jason McCleary, DB

Brian Moretz, NT

D.J. Mumma, OC

Dedric Ward, FL

Second Team: Scott Durlfinger,
LB

Todd Harrington, DB

Brett O'Donnell, QB

Jeff Stovall, RB

Paul Wolf, LB

Honorable Mention: Ryan
Behr, DL

Kevin Hammond, LB

Jake Kothe, WR

Jason McCleary, RS

All-Newcomer: Andy Pattee, OT

Marvin Sims, RB

Maceo Strickland, DB

Defensive Player of Year:
Andre Allen, LB

Bruce Craddock Gateway
Coach of Year: Terry Allen

1995

First Team: Chris Berg, QB

Dan Bower, OL

Brian Moretz, NT

Tyree Talton, DB

Second Team: Ryan Behr, DL

Kevin Hammond, LB

Tim Miller, LB

Jon Pilcher, C

Jeff Stovall, RB

Honorable Mention: Matt
Harken, TE

Dannie Spann, LB

Anthony Taylor, RS

All-Newcomer: Dannie Spann,
LB

Tyree Talton, DB

Offensive Player of Year:

Dedric Ward, WR

Dedric Ward, WR

1996

First Team: Steve Beard, QB

Alonzo Clayton, WR

Tim Miller, LB

Andy Pattee, OL

Tyree Talton, DB/RS

Dedric Ward, WR

Second Team: T.C. Barney, DL

Chris Clapp, OL

Mickey Dalton, DB

Brad Meester, OL

Lincoln Sharar, TE

Dannie Spann, LB

Jeff Stovall, RB

Honorable Mention: Marcus
Easter, DB

Terrance Malone, DB

Matt Waller, PK

All-Newcomer: Mickey Dalton,
DB

Brad Meester, OC

Erik Nelson, DL

Justin Roberson, RB

Offensive Player of Year:
Dedric Ward

Bruce Craddock Coach of Year:
Terry Allen

GATEWAY CONFERENCE PLAYERS OF WEEK

1996

DL T.C. Barney (1)

DB Mickey Dalton (1)

DB Marcus Easter (1)

OC Brad Meester (1)

RB Jeff Stovall (2)

PK Matt Waller (1)

WR Dedric Ward (4)

1995

OL Dan Bower (1)

DB Marcus Easter (1)

DL Brian Moretz (1)

DB Tyree Talton (1)

P Justin Urbanek (1)

WR Dedric Ward (2)

1994

P Ryan Elsbernd (1)

DB Todd Harrington (1)

OC D.J. Mumma (1)

PK Matt Waller (1)

LB Paul Wolf (2)

1993

LB Andre Allen (1)

RS Jason McCleary (1)

WR Tim Mosley (2)

OC D.J. Mumma (2)

RB Jeff Stovall (1)

QB Kurt Warner (2)

1992

LB Peter Burns (1)

RB Tank Corner (1)

LB William Freaney (3)

QB Jay Johnson (1)

FL Kenny Shedd (1)

1991

RB Tank Corner (1)

QB Jay Johnson (1)

PK Brian Mitchell (1)

DB Duane Peterson (1)

WR Kenny Shedd (1)

1990

DE Todd Eagen (1)

LB William Freaney (1)

QB Jay Johnson (2)

PK Brian Mitchell (1)

1989

DB Willie Beamon (1)

QB Ken Macklin (1)

LB Bryce Paup (1)

1988

FL Wes Anderson (1)

1987

RB Carl Boyd (4)

DB Chris Klieman (1)

1986

QB Mike Smith (4)

1985

RB Carl Boyd (1)

LB Mark Farley (1)

RB Errol Peebles (1)

LB Henry Saxon (1)

LB Bob Storbeck (1)

UNI'S GATEWAY CONFERENCE ALL-DECADE TEAM

First Team: William Freaney, LB (1990-92)

James Jones, DL (1987-90)

Brian Mitchell, PK (1989-91)

Tim Mosley, P (1990-93)

Chris Nuss, TE (1989-92)

Bryce Paup, LB (1986-89)

Kenny Shedd, WR/RS (1989-92)

Honorable Mention: Andre Allen, LB (1991-94)

Willie Beamon, DB (1989-90, 1992)

Carl Boyd, RB (1985-87)

Marc Hanssen, OC (1985-87)

ALL-TIME FOOTBALL LETTERMEN

(SINCE 1937)

A

Abel, Jason 1989
Abney, Don 1947, 48, 49
Abrahamson, Dick 1958
Agnew, Dan 1965
Aimable, Moses 1984, 85
Aldrich, Charles 1974
Aldrich, John 1973, 74
Alexander, Troy 1990, 91
Allen, Andre 1991, 92, 93, 94
Allen, Andy 1995, 96
Allen, Terry 1975, 76, 77, 78
Alston, Barry 1973
Anderson, Brian 1996
Anderson, Jeff 1994
Anderson, Joe 1979, 80, 81, 82
Anderson, Kevin 1986, 87, 88, 89
Anderson, Mike 1991, 92, 93, 94
Anderson, Wes 1987, 88
Angell, Mike 1985, 86
Arnold, Ed 1976, 77, 78
Armstrong, Terry 1985, 86
Arvidson, Tim 1980
Asleson, George 1959
Augustin, Tim 1996
Austin, Brendan 1992, 93
Avelchas, Nick 1941, 42

B

Bahr, Dennis 1962, 63
Baker, Brian 1984, 85, 86, 87
Barbatti, Thomas 1966, 67
Barney, Willie 1993, 94, 95, 96
Barnhart, Don 1940, 41
Barz, Kevin 1976, 77
Basye, James 1965
Batten, Pat 1972, 73
Baumler, Brad 1988, 89, 90, 91
Bayevsky, Jesse 1939
Beach, John 1949, 50
Bealles, Bill 1983, 84, 85
Bealles, Jeff 1984, 85, 86, 87
Beals, Matt 1996
Beamon, Willie 1989, 90, 92
Beard, Steven 1993, 94, 95, 96
Beck, Brian 1996
Becker, Howard 1960
Beetsch, Richard 1953, 54
Behr, Ryan 1992, 93, 94, 95
Bellock, Cyril 1940, 41, 42
Bellock, Vincent 1967
Berg, Chris 1994, 95
Bergstrom, Richard 1967
Berry, Nelson 1979
Beverlin, Ken 1963, 64
Bice, Greg 1958
Bienfang, Homer 1947, 48, 49, 50
Bitcon, Lawrence 1953, 54
Blaha, Dale 1974
Blankenberg, Steve 1973
Boals, Dan 1960, 61
Bock, Michael 1966
Bohnsack, Lou 1950, 51
Boland, Art 1938, 39

Bonnette, Seth 1989, 90
Bonsall, Duane 1957, 58
Borland, Glen 1957
Borman, Eric 1990
Bormann, Eric 1992
Bostic, Alan 1987, 88
Botkin, Mark 1985, 86, 87, 88
Bowen, Dick 1941, 42
Bower, Dan 1992, 93, 94, 95
Bowman, Carl 1960
Boyd, Carl 1985, 86, 87
Bratschie, Jeff 1982
Braunschweig, R. 1950
Bray, Carter 1981
Breitbach, Louis 1937
Brinkley, Ronald 1954, 55
Brinkman, Matt 1989, 90
Brinkman, Mike 1988, 89
Brown, Ed 1972, 73
Brown, Jim 1949, 50
Brown, Mike 1979, 80
Brown, Stanley 1947, 48, 49
Brown, Sylvester 1990, 92, 93, 94
Brown, Ted 1977
Bruder, Marty 1984
Bryan, Fred 1980, 81, 82
Buchwald, Randall 1974, 75, 76
Buck, Don 1958
Bumgardner, Mark 1950, 51
Burckhard, Wendlen 1938, 39
Burdick, Harold 1949
Burkle, Cory 1993, 94, 95, 96
Burns, Peter 1989, 90, 91, 92
Buser, Loren 1963, 64
Bush, Delond 1993, 94, 95
Buss, Jeff 1982, 83, 84
Bute, Gordon 1937
Butler, Doug 1951, 53, 54
Button, Dennis 1962
Byrnes, Ray 1948, 49

C

Caballero, Mark 1984, 85
Cacek, Charles 1948
Cade, Renaldo 1981
Camarata, Lavene 1942
Campbell, Dave 1986, 87, 88, 89
Campbell, Jim 1972, 73
Campbell, Melvin 1974, 75, 76
Campbell, Mike 1985, 86, 87, 88
Capitani, Ralph 1951, 53, 54
Cappaert, Jim 1982
Carlo, Douglas 1974, 75, 76
Carlson, Luke 1986, 87, 88
Carson, Tim 1973, 74
Case, Walter 1947, 48
Chambers, Bill 1945
Chambers, Jeff 1985, 86, 87, 88
Christensen, Paul 1977, 78
Christianson, W. 1940
Church, Kenneth 1942
Clapp, Chris 1994, 95, 96
Clarahan, Rick 1979
Clark, Ralph 1982, 83, 84
Clark, William 1974, 76, 77
Clayton, Alonzo 1994, 95, 96

Clement, Larry 1966
Clemmenson, Harvey 1945
Cochrane, Clark 1956
Cook, Carroll 1937
Cook, Ray 1982, 84, 85
Corner, Tank 1991, 92
Cory, Mark 1981
Coughlin, Kevin 1977
Cowan, Spencer 1983, 84, 85, 86
Cox, Dave 1960, 61
Cox, Louis 1986, 87
Cramer, Dean 1953
Crane, Bob 1959, 60
Crew, Leland 1949, 50
Cribbs, William 1947
Crouch, George 1987, 88
Culver, Mark 1995, 96
Curry, Mike 1977, 78
Cutshall, Bob 1941

D

Dalton, Mickey 1996
Damron, Jim 1958
Daniels, Clarence 1973
Daniels, Mike 1982, 83
Davis, Carl 1975, 76
Davis, Clee 1974
Davis, Damian 1988, 89
Davis, Parnell 1989
Davison, Brian 1995
Day, Pat 1988, 89, 90
Deike, Dallas 1973, 74, 75, 76
Deines, Dana 1976, 77, 78, 79
Delaere, Marc 1992, 93, 94
Derhammer, David 1966
DeVan, Paul 1945, 47, 48
Dhaemers, Steve 1989, 90, 91
Dickens, Charles 1974, 75
Dillavou, Darrell 1947
Dockett, Owen 1977, 78, 79, 80
Dodd, Ron 1972, 73, 74
Donnel, Allen 1987
Donovan, Scott 1973
Dooley, Troy 1994, 95
Dunn, LeRoy 1953, 54
Dunnigan, Charlie 1959
Durflinger, Scott 1991, 92, 93, 94
Dutcher, George 1937, 38

E

Eagen, Todd 1986, 88, 89, 90
Easter, Marcus 1994, 95, 96
Eastman, Dale 1976
Eckhardt, Skip 1978, 79, 80
Ehrig, Dave 1978, 79
Eichelberger, Don 1961
Eilander, Darrin 1986, 87, 88, 89
Eisenlauer, Richard 1950
Eisenmenger, Pat 1973, 74, 75
Ellingson, Rick 1977, 78
Elliot, Richard 1978, 80
Ellis, Kelly 1977, 78, 79, 81
Elsbernd, Ryan 1992, 93, 94
Erion, Randy 1974
Erstad, David 1976, 77, 78
Etzel, Scott 1981, 82, 83
Evans, Dave 1980

F

Farley, Mark 1983, 84, 85, 86
Feddersen, Rory 1987, 88, 89, 90
Ferguson, Garrett 1996
Fertig, Robert 1975, 76, 77
Fiacco, Ron 1975, 76
Finn, Howard 1939
Fisher, Bud 1948, 49, 50
Fisher, Donald 1953, 54
Fisk, Jack 1950
Flynn, Paul 1986, 87, 88
Fontana, Mike 1989, 90
Formanek, Larry 1979, 80
Formanek, Richard 1954, 55
Foster, Jerry 1953, 55
Foster, Jerry 1959
Fox, Terry 1965, 66
Francke, Scott 1985, 86
Fransen, Jim 1973, 74
Fredericks, Chris 1991, 92
Freebolin, Fred 1981, 82, 83, 84
Freeman, Roger 1955, 56
Freene, William 1990, 91, 92
Friess, Doug 1982, 83
Friess, Keith 1987
Frisk, Charles 1972, 73
Fullbright, Mark 1978, 79, 80
Fuller, Joe 1982, 83, 84, 85
Fulton, Derrick 1994, 95

G

Gant, Richar 1947
Gardner, Scott 1984, 85
Gau, Mike 1979, 80
Gehrke, Brad 1989, 90
Geise, Doran 1978, 79
Gentzler, Dave 1978, 80
Ginn, Bryan 1976, 77
Gipper, Tim 1981
Girdner, Jeff 1979, 80
Glass, Myron 1991, 92, 93, 94
Goff, Mark 1982
Golly, Tracy 1987
Gonzalez, Luis 1985, 86
Goodvin, Elvin 1946, 47
Goodwillie, Gene 1941
Goree, Darryl 1982, 83
Gougis, Jeff 1986
Graham, Kevin 1981
Gray, Rodney 1990, 91, 92
Green, Larry 1967
Green, Troy 1989
Gregory, John 1959
Griffin, Kenneth 1942, 46
Griffith, Donald 1939
Griffith, Jerry 1979, 80, 81
Griffin, Anthony 1993
Grimes, Edward 1984, 85
Grove, Don 1954, 56
Grover, Judd 1990
Grundy, Randy 1982
Gulick, Bruce 1966, 67

H

Haberman, Wayne 1977

Hadennfeldt, Bob 1941, 45
Hadley, Ron 1978
Hagge, Lauren 1945
Hahn, Bobby 1956, 57
Hall, Lance 1995, 96
Hall, Pat 1975, 76
Halligan, Pat 1955, 56
Hamilton, Jeff 1976, 77
Hamilton, Scott 1979, 80, 81
Hammar, Greg 1993
Hammond, Del 1964
Hammond, Kevin 1992, 93, 94, 95
Hampton, Robert 1967
Hamrock, Jason 1992, 93, 94, 95
Haning, Thomas 1974, 75, 76
Hanley, Hurlley 1959, 60
Hansen, Bryce 1966
Hansen, Denny 1986, 87
Hansen, Pat 1986, 89
Hansen, Warren 1958, 59
Hanssen, Mark 1984, 85, 86, 87
Harken, Matt 1992, 93, 94, 95
Harms, Dennis 1972, 73
Harnack, Don 1987, 88
Harrington, Todd 1991, 92, 93, 94
Harris, Steve 1981, 82, 83, 84
Hartema, Ron 1964
Hartman, Dean 1959
Hartung, Dan 1978, 79
Harvey, Ken 1980, 81
Hawthorne, Greg 1994, 95, 96
Hayes, Brad 1979, 80, 81, 82
Healy, Dennis 1966
Heimsoth, Jay 1994, 95, 96
Hein, Mark 1986, 87, 88, 89
Helgeson, Jeff 1993, 94, 95
Helmer, Danny 1987
Hendrickson, Mark 1976, 77, 78, 79
Herdiska, Mike 1989
Herrin, John 1990, 91, 92, 93
Hershberger, James 1954, 55
Hill, Cedric 1983, 84
Hill, Charlie 1961
Hill, Eric 1981
Hill, John 1984, 85, 86, 87
Hillman, Mike 1973
Hines, Jerry 1987, 88
Hoagland, Rodney 1953, 54
Hobbs, Kirk 1980, 81, 82
Hodam, Rick 1967
Hoffa, Randy 1975, 76, 77
Holcomb, Randy 1983, 84
Holmes, Mark 1981, 82, 83
Holt, Greg 1980
Honsbruch, Merlyn 1941
Hougom, Steve 1988, 89
Houser, Steven 1975
Howard, Sherrod 1985, 86, 87, 88
Hudnutt, Michael 1990, 91, 92, 93
Huffman, Max 1956, 57, 58
Hull, Chris 1990
Hunemuller, Reed 1975, 76, 77, 78

Hunt, Bob 1941
Hutchings, James 1983, 84
I
Indvik, Bo 1941, 42
Ingalls, Steve 1980, 81, 82
Isaacson, Mike 1991, 92
Issak, Oliver 1954
J
Jackson, Carly 1981, 82
Jackson, Doug 1987, 88
Jackson, Jim 1962, 63
James, Paul 1972, 73, 74
Jenkins, Charles 1983, 84
Jenkins, John 1996
Jensen, Milo 1939
Johansen, Norman 1941
Johnson, Doug 1974
Johnson, Jay 1989, 90, 91, 92
Johnson, Jim 1979, 80, 81, 82
Johnson, Marvin 1967
Johnson, Mike 1979, 81, 82, 83
Johnson, Steve 1991, 92
Jones, Doug 1973, 74
Jones, James 1987, 88, 89, 90
Jones, Jason 1995, 96
Jones, Marvin 1937
Jones, Scott 1991
Jones, Tom 1981, 82, 83
Judge, Joe 1991, 92
Junkman, Charles 1983, 84
Junkman, Randy 1970, 71
K
Kagan, Leo 1937, 38
Kalis, Ed 1950
Kane, Allen 1937
Kanne, Todd 1985
Kaylor, Mahlon 1950, 51
Keith, Kevin 1990, 91
Kelley, Matt 1994, 95, 96
Kettner, Dennis 1967
Key, Thelonious 1985, 86, 87, 88
Killins, Pete 1982
King, Lynn 1965, 66
King, Ron 1981, 83
Klahn, Scott 1991, 1993
Klavas, Bob 1976, 77
Klieman, Chris 1986, 87, 89, 90
Klostermann, Barry 1986, 87
Knapczyk, Ken 1984
Knock, Bob 1955, 56
Koch, Les 1963, 64
Kolpin, Mike 1985, 86, 87, 88
Kolsrud, Don 1954
Kolthoff, Ken 1984, 86, 87
Koos, Dave 1956
Kortemeter, Karl 1974
Korver, Doug 1963, 64
Kothe, Jacob 1992, 93, 94, 95
Kovacevich, Bill 1965, 66
Krapfl, Mike 1989, 90
Kratky, Robert 1953
Krebs, Walt 1975, 76
Kroemer, Ken 1959, 60

PANTHERS

L

Lafollette, Andy 1994, 95, 96
Lakin, Jeffrey 1974, 75, 76
Lanaghan, Richard 1953, 54
Lancaster, Aaron 1991
Landau, Arthur 1953, 54
Lang, Terry 1978, 79
Lange, Dick 1962
Lanning, Jim 1981, 82
Lappe, Graydon 1947
Larimore, Don 1948
Lee, Bob 1946, 47, 48, 49
Lee, John E. 1992, 92, 93, 94
Lee, John P. 1990, 91, 92, 93
Lee, Terry 1989
Leonardelli, Terry 1975, 76
Leonardelli, Todd 1977, 78
Lewis, Davey 1981
Lewis, Jim 1981, 82
Linn, Aaron 1940, 41
Linsnmeyer, Jeremy 1993, 94,
95, 96
Lippman, Matt 1994
Lister, Charles 1990, 91
Long, Troy 1982
Lounsbury, Steve 1971, 72, 73
Loving, Jason 1946, 47
Luense, Kirk 1996
Lynch, Pat 1976, 77, 78
Lyons, Darryl 1981, 82
Lyons, Edward 1939
Lyons, Eric 1994, 95

M

Maas, Jim 1940, 41
MacAllister, Jack 1946
MacDonald, Joel 1992
Macklin, Ken 1988, 89
Magrane, Jerry 1951
Mailander, Chris 1987
Malone, Terrance 1995, 96
Manigault, Joe 1975, 76, 77
Maragos, Nicholas 1974, 75, 76
Marbles, Derrick 1991, 92, 93, 94
Marchman, Otis 1995, 96
Martin, Scott 1992
Marsden, Clement 1939
Martin, Dale 1942
Martin, Leon 1940, 41
Martin, Ralph 1950
Matthews, Dave 1965
Masonholder, Merle 1963, 64
McCabe, Ben 1938, 39
McCalley, Ryan 1996
McCleary, Garland 1985
McCleary, Jason 1991, 92, 93, 94
McComas, Rob 1989, 90, 91, 92
McCorvey, Dave 1985, 86, 87
McDermott, Don 1946, 47, 48
McFadden, James 1982, 83
McFarland, Scott 1990
McKenzie, Ray 1955
McMahon, Brad 1976
McNeail, Kenny 1980
McNeal, Stephn 1982, 83
McPherson, Ted 1963, 64
Meester, Brad 1996
Mehrl, Randy 1989, 90
Melchert, Jeff 1983, 84, 85
Meredith, Scott 1996
Messingham, Court. 1986, 88, 89
Meyer, Dave 1982

Micho, Jim 1990
Mikesh, Marvin 1955
Miliner, Chris 1980, 81, 82, 83
Miller, Dempsey 1996
Miller, Dick 1965
Miller, Jim 1950, 51
Miller, Larry 1982, 83, 84
Miller, Lloyd 1941
Miller, Richard 1966
Miller, Robert 1947, 48, 49
Miller, Tim 1993, 94, 95, 96
Minnick, Phil 1962, 63
Minnick, Ted 1960, 61
Minnieweather, D. 1993
Mitchell, Brian 1989, 90, 91
Mitchell, Pat 1959, 60, 61
Mohling, Paul 1947
Mohr, Bruce 1965, 66
Molstead, Mike 1983, 84
Monroe, Tony 1990, 91, 92, 93
Monson, Chad 1990, 91, 92
Montgomery, Bruce 1962, 63
Montgomery, Norm 1977, 78
Moore, Randy 1977
Moretz, Brian 1992, 93, 94, 95
Morgan, Jerry 1959
Morris, Andy 1995, 96
Morrison, Dick 1984
Morrison, Greg 1985
Morrison, Ken 1983, 85
Morrison, Mike 1994, 95, 96
Moses, Neal 1976
Moses, Tim 1984, 85
Mosley, Tim 1990, 91, 92, 93
Mote, Kevin 1985, 86, 87
Mulholland, Ed 1966
Mumma, D.J. 1991, 92, 93, 94
Murphy, Tom 1956
Muyengwa, Tendai 1995, 96

N

Nelson, Erik 1996
Nelson, Rick 1982, 83
Nelson, Simon 1990, 91, 92
Nelson, Walter 1994
Nepote, Rick 1979
Netusil, Clay 1984, 85, 86
Neuwohnner, Jon 1979, 80
Nixon, Tom 1976
Nordlie, Craig 1980, 81, 82
Norenberg, Stan 1955
Norman, Larry 1972, 73, 74
Norris, Jeremy 1992
Nuss, Chris 1989, 90, 91, 92

O

Obermeier, Scott 1992, 93
O'Brien, Joe 1981, 82, 83, 84
Oden, Markel 1981, 82, 83, 84
Oddo, Pat 1980
O'Donnell, Brett 1991, 92, 93, 94
O'Donnell, Jim 1972, 73
Ogren, Bob 1948, 49
Olin, Dick 1965
Olinsky, Mike 1977
Oliphant, Rich 1962, 63
Olsen, Christian 1995, 96
Ori, Frank 1984, 85
Orth, Terry 1984, 85, 86
Otto, Nick 1977, 78
Owen, Ron 1965
Owens, Scott 1982, 83, 84, 85

P

Page, Earl 1947
Panasci, Frank 1941
Parson, Merritt 1947
Pastorino, Charles 1939, 40, 41
Pattee, Andy 1994, 95, 96
Paulsen, Arnold 1951
Paulsen, William 1950, 51
Paup, Bryce 1986, 87, 88, 89
Pedersen, Ray 1965, 66
Pederson, Matt 1996
Peebles, Errol 1985, 86, 87, 88
Peitler, Steve 1988, 89
Pena, Javier 1990, 91, 92, 93
Penelton, James 1994
Petersen, Duane 1988, 89, 90, 91
Peterson, Matt 1996
Peterson, Scott 1975, 77, 78
Peterson, Tim 1987, 88, 89, 90
Phipps, Neil 1976, 77
Pilcher, Jon 1992, 93, 94, 95
Pinkham, Thomas 1966, 67
Pippett, Mark 1987
Pittlik, James 1975, 76, 77, 78
Podemski, James 1938
Popovic, Milo 1988, 89
Porter, James 1994, 95
Powell, Earl 1995
Pratt, David 1989
Price, Anthony 1985, 86, 87, 88
Price, Dwayne 1982, 83, 84, 85
Price, Rick 1964, 65
Prior, Don 1949, 50

Q

Quirarte, Tony 1980

R

Rabey, Howard 1937, 38
Raffensperger, John 1959, 60
Rainbow, Bud 1949, 50
Ramthum, David 1977, 78, 79,
80
Ranum, Brad 1990
Rater, Larry 1967
Rauch, Karl 1951, 53
Reading, Jason 1990, 91, 92, 93
Reed, Ryan 1996
Reimer, Rick 1980
Reinhardt, Eldon 1960, 61
Remmert, Brad 1993, 94
Remmert, Chad 1990
Remmert, Dennis 1956, 58
Reyerson, Mace 1958, 59
Reynolds, Jerry 1953, 54
Rial, Tim 1990, 91, 92
Riebe, Harland 1938, 39
Roberson, Justin 1996
Roberts, Hugh 1938
Roberts, Keelan 1977, 78, 80
Roberts, Lew 1956
Roberts, Phil 1963, 64, 65
Roberts, Tom 1981, 82, 83
Robinson, Daniel 1984, 85
Roby, Bill 1981
Roby, Nelson 1979
Roderick, Ron 1957
Rogers, Larry 1976
Rohlfen, LaVerne 1948, 50, 53
Rokes, Tracy 1982, 83
Rolloff, Harlan 1947, 48, 49
Root, John 1980, 81, 82

Rosene, Vernon 1953, 54
Rosien, James 1953, 54
Ross, Phil 1973, 74
Rowray, Richard 1951
Rubie, Russ 1985, 86, 87, 88
Rush, Dan 1987, 88, 89, 90

S

Sabus, Larry 1956
Saffly, Jason 1990
St. Meyer, Steve 1995, 96
Salinas, Steve 1994
Salmon, Bill 1973, 74
Salmon, Marc 1993, 94, 95
Salz, Mark 1979, 80, 81, 82
Sanders, Al 1980
Sanders, Mario 1983, 84
Sandifer, Brian 1989
Sandon, Steve 1979, 80, 81
Sanford, Darnell 1961
Santee, Claude 1939
Saxon, Henry 1984, 85
Scallisi, Tom 1973, 74, 75, 76
Schipper, Travis 1994, 95, 96
Schmitt, Al 1984
Schoenenberger, J. 1978
Schonert, Steve 1980, 81, 82
Schooley, Dave 1973, 74
Schooley, Phil 1967
Schramm, Earl 1942
Schuler, Doug 1970, 71
Schulte, Charles 1958, 59
Schulte, Mike 1988, 89, 90, 91
Schultz, Randy 1963, 64
Schultz, Roger 1980, 81
Schwartz, Bill 1960, 61
Schwartz, Ken 1973, 74
Scott, Randy 1973, 74
Scriven, Lon 1966
Seiple, Larry 1982
Shafraath, Jerry 1981, 82
Sharar, Lincoln 1993, 94, 95, 96
Shaw, Mike 1976, 77, 79
Shedd, Kenny 1989, 90, 91, 92
Shelton, Chris 1990, 91, 92, 93
Sherman, Walt 1949
Shimp, Martin 1941
Shirk, Clifford 1939
Sickles, Sid 1963
Siddens, Robert 1947
Simkus, Tony 1950
Simpson, Bill 1954
Sims, Marvin 1994, 1996
Skain, Dick 1949
Skibsted, Dave 1973
Sloan, Marvin 1955, 56
Smallwood, Scott 1986, 87
Smiley, Mike 1980
Smith, Bill 1966
Smith, Casey 1990, 91, 92, 93
Smith, Jack 1958
Smith, Jason E. 1992
Smith, Jason L. 1991
Smith, Kriss 1973
Smith, Mike 1984, 85, 86, 87
Smith, Morris 1956
Smith, Lyle 1953
Smith, Robert 1966
Smith, Tom 1973
Soli, Terry 1976
Sonnenberg, Al 1960
Sorensen, Hans 1948, 49, 50

Sovereign, George 1949
Sovich, Frank 1955, 56
Spahn, Jim 1976, 77
Spani, Jim 1982
Spanjers, Matt 1977, 78
Spann, Dannie 1995, 96
Speicher, Al 1983, 85
Spoden, Steve 1985, 86, 87, 88
Squire, Rick 1977, 78, 79, 80
Squiers, Curt 1959
Stegall, Rod 1977, 78
Steines, Mark 1983, 84
Steinkamp, Gene 1940, 41
Stelk, Jeff 1982
Stelken, Art 1983, 85, 86
Stephenson, Kent 1962, 63
Stevens, Bob 1960, 61
Stewart, Don 1980, 81, 82
Stolz, Todd 1989, 90
Storbeck, Bob 1984, 85, 86
Stovall, Jeff 1993, 94, 95, 96
Stratton, Ed 1978, 79, 80
Stratton, Marty 1973, 74, 75, 76
Streets, Scott 1994, 95, 96
Strickland, Maceo 1994, 95, 96
Strotman, Bill 1965
Sullivan, John 1958
Sutherland, Kerry 1980
Swisher, Kurt 1976, 77
Szopinski, Terry 1981, 82, 83

T

Talton, Tyree 1995, 96
Tatoian, Mike 1980, 81, 82
Taylor, Anthony 1992, 93, 94, 95
Taylor, Bryan 1983
Tegeler, Rod 1977, 78
Tenpenny, Tracy 1988, 89, 90, 91
Thomas, Clayton 1955, 56
Thomas, Jim 1973, 74
Thomas, Troy 1982, 83, 84
Thomsen, Ralph 1965, 66
Thompson, Brett 1990
Thompson, Larry 1961, 62
Thorne, Brian 1981
Thorp, Kevin 1979, 80
Threatt, Ed 1990, 91, 92, 93
Timmermans, Mike 1973, 74
Toben, Josh 1992, 93, 94, 95
Todd, Danny 1979, 80
Tollefson, David 1953, 54
Toom, Michael 1966
Trewin, Joe 1996
Trosky, Gregg 1978

U

Urbanek, Justin 1995, 96
Ursini, Mike 1982

V

VanOort, Larry 1961, 62
Vaughn, James 1982, 83
Vice, Jason 1993, 95, 96
Voggebor, Roy 1953, 54

W

Wachenheim, James 1953
Wachenheim, Lee 1947, 49, 50,
51
Waite, Mike 1989
Walker, Taras 1996
Walker, Thomas 1953, 54

Wallace, Greg 1988, 89, 90
Wallace, Joseph 1990, 91, 92, 93
Waller, Matt 1993, 94, 95, 96
Walter, Eric 1995, 96
Ward, Dedric 1993, 94, 95, 96
Ware, Doug 1983, 84
Warner, Kurt 1990, 91, 92, 93
Washington, Maurice 1978
Waskosky, John 1983
Waters, Duane 1960, 61
Watson, Eric 1981
Webster, Kevin 1980, 81, 82
Weed, Gerald 1947
Weissenburger, Tom 1982
Wellbrock, Richard 1990, 91
Wentzel, Bob 1975, 76, 77
White, Eric 1985, 86, 87
White, Gary 1963
Whiteley, Frank 1949
Whitver, Mark 1976, 77, 78
Wiegmann, Bruce 1960, 61
Wilcox, Gary 1959, 60
Willard, Kevin 1983, 85, 86, 87
Williams, Bob 1946, 47
Williams, Brandon 1995, 96
Williams, Glenn 1993, 94
Williams, John 1949
Williams, John 1967
Williams, Pat 1983, 84, 85, 86
Williams, Pat 1988, 89, 90, 91
Williams, Robert 1983, 84, 85
Williams, Wendell 1959, 60
Willett, Mike 1976, 79
Wilson, Darren 1984, 85
Wilson, Lucas 1996
Wilson, Mark 1979, 80, 81, 82
Wissler, Harvey 1947
Wistey, Glenn 1946
Wittman, Ed 1941
Woepking, Warren 1966, 67
Wohlens, Bill 1958
Wolf, Paul 1991, 92, 93, 94
Wolter, Greg 1975
Womochil, Jim 1987, 88, 89
Woodley, Mike 1970, 71, 72, 73
Woolhiser, Eugene 1951
Wright, Dennis 1962
Wright, Steve 1977, 78, 79, 80
Wright, William 1938, 39
Wright, Woody 1987, 88

Y

Yancey, Franchot 1982
York, Bill 1950
Young, Charles 1990, 91
Yount, Dave 1982

Z

Zablouil, Bob 1946
Zehr, Nathan 1996
Zumbach, Brad 1980

PANTHERS IN THE PROS



Andre Allen



Willie T.C. Barney



Willie Beamon



Myron Glass



Todd Harrington



James Jones



Bryce Paup

Two-time all-American linebacker and Gateway Conference Defensive Player of the Year **Andre Allen** signed a free agent contract in 1995 with the Philadelphia Eagles but didn't survive the final cut. He played for the London Monarchs of the World Football League last season and currently is with the Iowa Barnstormers of the Arena League.

Defensive end **Willie T.C. Barney** played for the Panthers from 1993-96 and signed a contract with the Roughriders of the Canadian Football League this spring.

Defensive back **Willie Beamon** signed a free agent contract in 1993 with the New York Giants and still is playing defensive back for them.

After signing a free agency with the Buffalo Bills in 1995, defensive back **Myron Glass** signed with the Rhein of the World League of Football in 1996. He's currently with Milwaukee of Arena League. Glass played for the Panthers from 1991-94.



Kenny Shedd



Dedric Ward



Kurt Warner

Defensive back **Todd Harrington**, who played for the Panthers from 1991-94, signed with the Iowa Barnstormers of the Arena League in 1995, where he still plays.

Drafted in 1991, **James Jones** was selected by the Cleveland Browns in the third round. He moved over to the Denver Broncos in 1995 and currently is playing for Baltimore.

Bryce Paup, a linebacker at UNI, was picked up by the Green Bay Packers in the sixth round of the 1990 draft. He signed with the Buffalo Bills in 1995, when he was named the NFL Defensive Player of the Year.

Wide receiver and return specialist **Kenny Shedd** was drafted by the New York Jets in the fifth round of the 1993 draft. He signed with the Chicago Bears in 1994 but didn't make the final cut. He played for Barcelona of the World League of American Football before signing with the Oakland Raiders last year.

Two-time All-American wide receiver **Dedric Ward** was the 88th player drafted overall, taken in the third round, by the New York Jets in this spring's NFL draft. Ward became 1-AA's second-leading career receiver behind Jerry Rice after playing for the Panthers from 1993-96.

1994 Northern Iowa starting quarterback **Kurt Warner** signed with the Iowa Barnstormers of the Arena League in 1995, where he still plays, after being cut by the Green Bay

FREE AGENTS

Tom Jones—1974 Kansas City Chiefs
 Larry Skartvedt—1974 Minnesota Vikings
 Tom Jones—1975 Los Angeles Rams
 Charlie Frisk—1976 Atlanta Falcons
 Kevin Barz—1977 New York Jets
 Steve Wright—1981 Dallas Cowboys
 Ken Harvey—1982 Minnesota Vikings, 1983 San Diego Chargers
 Mike Daniels—1983 Winnipeg Blue Bombers
 Steve Ingalls—1983 Seattle Seahawks
 Jim Lanning—1983 Dallas Cowboys
 Terry Szopinski—1983 Arizona Wranglers
 Scott Etzel—1984 Kansas City Chiefs
 Joe O'Brien—1984 Denver Broncos
 Steve Schonert—1984 Chicago Bears
 Mike Molstead—1985 Memphis Showboats
 Bill Bealles—1986 New Orleans Saints
 Steve Harris—1986 Minnesota Vikings
 Frank Ori—1986 Minnesota Vikings
 Troy Thomas—1986 Washington Redskins
 Allen Donnell—1987 Saskatchewan Roughriders
 Ken Knazczyk—1987 Chicago Bears (players' strike), Cincinnati Bengals
 Willie Beamon—1993 New York Giants
 Tim Mosley—1994 Denver Broncos, 1995 Memphis Mad Dogs
 Kurt Warner—1994 Green Bay Packers
 Andre Allen—1995 Philadelphia Eagles
 Myron Glass—1995 Buffalo Bills

INACTIVE

*Linebacker **Peter Burns** played one year with the Cleveland Thunderbolts of Arena Football in 1993.
 *Loren Buser played for SCI from 1963-65. He was drafted by the Montreal Alouettes of the Canadian league, where he played two seasons.
 *Running back **Troy Dooley** played for the Panthers from 1994-96 after transferring from UCLA. He signed with the Iowa Barnstormers of the Arena League this past spring, but later was cut.
 *Linebacker **William Freaney** signed with the Hamilton Tigercats of the Canadian Football League in 1993. He signed a contract with the Saskatchewan Rough Riders in 1994 and played with the Iowa Barnstormers of the Arena League until a shoulder injury sidelined him in 1995. He spent last season with the Minnesota Fighting Pike of the Arena League. He's currently a graduate assistant coach at Northern Iowa.
 *Without waiting for the NFL draft, defensive back **Joe Fuller** signed with the Saskatchewan Rough Riders in 1985, where he played four years. He then played briefly with the Minnesota Vikings, the San Diego Chargers, the Green Bay Packers, the Ottawa Roughriders in the CFL and with the Shreveport Pirates of the CFL. He then played for the Minnesota Fighting Pike of the Arena League. He's no longer playing professionally.
 *Phil Minnick played for the Panthers from 1961-64 at linebacker, fullback and guard. Upon graduation, he played linebacker five years with the Winnipeg Blue Bombers in the Canadian league. A captain, he was named to the

Canadian All-Star teams in 1966 and 1969. Knee surgery forced the early end to his career.

*All-American placekicker **Brian Mitchell** signed his first professional contract in 1994 with the Shreveport Pirates of the CFL after graduating in 1992, but was released during preseason camp. He also spent time with the St. Louis franchise of Arena League.

*Former assistant coach **Bill Salmon** was drafted in the 10th round by the Minnesota Vikings in 1976 but an off-season knee injury eventually led to the end of his playing career.

*Quarterback **Steve Sandon** was drafted by the New England Patriots in the 11th round in 1982.

*Running back **Randy Schultz** played football for State College of Iowa from 1963-65. He became the first SCI player to be drafted by the pros, going in the fifth round to the Cleveland Browns. He played for the Browns from 1966-67 and the New Orleans Saints two more seasons.

*All-American offensive guard **Mike Timmermans** was drafted in the 17th round by the Green Bay Packers in 1976.

*Despite an abundance of offensive line talent, the Dallas Cowboys kept free agent **Steve Wright** as one of 18 athletes who made the Rookie Class of 1981 because of "the potential he displayed in training camp." He was traded to Baltimore in 1983 and became their starting right guard. He signed with the Michigan Panthers in December of 1984, with his contract assigned to the Invaders following consolidation. In the spring of 1987, he was picked up by the Los Angeles Raiders. He announced his retirement in June of 1994. He played tight end and tackle at UNI.

University of Northern Iowa



The University of Northern Iowa—where Great Teaching Makes the Difference

The University of Northern Iowa emphasizes outstanding undergraduate education, with complementary graduate programs at the master's, specialist's and doctoral levels.

Building on its historic strength in teacher education, the University has developed a number of outstanding programs in its colleges of Business, Education, Humanities and Fine Arts, Natural Sciences, and Social and Behavioral Sciences. UNI also participates in the bachelor of liberal studies program offered by the Regents Universities, and its Division of Continuing Education and Special Programs sponsors classes off-campus in centers throughout the state. Enrollment on its 860-acre campus stands at about 13,000 students from every county in Iowa, 40 states and 48 foreign countries.

UNI's heritage and philosophy place great value on providing a student-centered educational experience. The University nurtures a premiere learning environment — it is small enough to offer its students individualized attention, yet large enough to provide a variety of resources and opportunities, as well as distinguished faculty. The University prides itself on being a great teaching university, and most courses are taught by full-time faculty members (over 600) who are committed to helping students grow intellectually and personally.

UNI was founded in 1876 as the Iowa State Normal School. In 1909, it became Iowa State Teachers College. In 1961, the name was changed to State College of Iowa, and in 1967, the Iowa Legislature acted to change the status of the institution to that of a university under its present title.

While maintaining its primary emphasis on teacher education, the University has continued its metamorphosis into a comprehensive institution, with nationally acclaimed programs in many disciplines. UNI's accounting program continues to be ranked among the best in the nation. UNI student groups ranging from chemistry to conservation to public relations have been recognized by their respective national groups for the excellence of their programs.

UNI's academic reputation has proven a key factor in being named among the Midwest's finest institutions in the annual *U.S. News and World Report* rankings. In 1996 UNI was the only public institution among the magazine's top 15 regional universities. UNI received a "1" rating in academic reputation, the highest of any of the top 15 universities in the Midwest region. Other recent issues have named UNI the Midwest's most efficient regional university and first in "best value," as well as an overall "best," "best buy," "up and coming" and "most efficient."

UNI's outreach also extends to the Iowa business community through the College of Business Administration, including the Institute for Decision Making, Small Business Development Center, Small Business Institute, Management & Professional Development Center, Strategic Marketing Services and Business and Community Services. The Iowa Waste Reduction Center provides free, non-regulatory consulting services on waste management to the state's small and medium-sized companies. The Iowa Plastics Technology Center and the Center for Applied Research in Metal Casting are among UNI's newest service programs designed to diversify, expand and strengthen Iowa's economy.

In the global arena, UNI's acclaimed Orava Project helps democratize the educational system in the formerly communist country of Slovakia. Student teachers from UNI serve in over 20 countries throughout the world.

UNI offers a wide variety of cultural programs, lectures and conferences. The Continuing Education division, often in conjunction with the University's Office of Conference and Visitor Services, also cooperates with business and industry in programs of study and development on the campus.

Dr. Robert Koob

PRESIDENT



Robert Koob is the first University of Northern Iowa alumnus to serve as president of the institution. A 1962 graduate of what was then State College of Iowa, Koob was named UNI's eighth president on July 1, 1995, by the Iowa State Board of Regents.

Koob's tenure at UNI is marked by an infusion of new technology to assist teaching and learning, a renewed commitment toward developing a university community, and a series of efforts to reach a better understanding of each student's abilities and how to ensure students achieve a university education of the highest quality as they become valued and productive members of society.

Prior to his position at UNI, Koob had been a senior vice president and vice president for academic affairs at California Polytechnic State University at San Luis Obispo, CA. Before that, Koob was vice president of academic affairs at North Dakota State from 1985-90 and served a one-year term as interim president from 1987-88.

At Cal Poly, Koob was director and chair of the Cal Poly Foundation and served on a number of CSU system committees, including the CSU Commission on Telecommunications Infrastructure.

He began his teaching career at North Dakota State in 1967 as an assistant professor of chemistry, advancing to professor of chemistry in 1972. He served that institution in several capacities before assuming the vice presidency. He was chair of the chemistry department for six years, and acting chair of the physics department one year, as well as dean of the College of Science and Mathematics from 1981-84.

Koob is a recognized scholar and researcher in the field of chemistry. He has authored and secured over 20 research grants and is author of over 100 refereed papers, research reports and technical reports in chemistry.

Koob graduated from State College of Iowa with a bachelor's in chemistry and earned his doctorate in chemistry from the University of Kansas in 1967. His personal avocations include reading and racket sports, and he is a licensed pilot of single- and twin-engine aircraft. He and his wife, Yvonne, have seven grown children.

Christopher Ritrievi

ATHLETIC DIRECTOR



Christopher Ritrievi is in his sixth year as Northern Iowa Director of Athletics. Since the day he joined the department, he has worked to develop a competitive Division I athletic program at UNI.

A former Division I athlete himself, Ritrievi earned three varsity letters in wrestling at Princeton University, where he received a bachelor's degree in economics in 1979. He earned a master's in business administration from Lehigh University in 1983.

His career in intercollegiate athletics started as a graduate assistant at Lehigh. He has served in administrative and coaching positions at the Eastern College Athletic Conference, Bowling Green State, Princeton, Pennsylvania and Stanford, where he had been associate athletic director prior to coming to UNI.

During his UNI tenure, he has reorganized the management of the athletic department to make it more effective and has set priorities to increase the competitiveness of Panther teams. Emphasizing increased operating budgets for all sports and increased scholarships for women's sports, the department has enjoyed its best performances since joining NCAA Division I in 1980. Since 1992, UNI has celebrated Missouri Valley Conference championships in men's cross country, indoor and outdoor track and field and volleyball. Football has won five Gateway Conference titles and has enjoyed its highest attendance in school history, including six of seven UNI-Dome football sellouts.

The department successfully hosted the NCAA Division I National Wrestling Championships last March and two NCAA 1-AA playoff games last season. UNI also has played host for NCAA volleyball playoff matches and several West Regional Wrestling Championships. The department operates on a balanced budget and student-athletes graduate at rates equal to or better than the student body as a whole. The department also recently received NCAA Certification without conditions.

Ritrievi served as vice president for the MVC athletic directors in 1994-95 and last year chaired the MVC long-range planning and Gateway Conference finance committees. He also was president of the Division 1-AA Football Athletic Directors Association for the 1996-97 year.

The 40-year-old native of Levittown, PA, is married to the former Stephanie Homeyer, who grew up in Wellsburg, IA.

PANTHERS



JOHN "JERSEY" JERMIER
ASSOCIATE ATHLETIC DIRECTOR

Jersey Jermier has been associate athletic director at UNI since April of 1980. Prior to his appointment at UNI, he was Assistant Vice President and Director of Sales for Topeka Inn Management, Inc., in Topeka, KS, for two years.

His athletic career began in 1959 when he was head football coach at Postville (IA) High School. He later served as assistant football coach and basketball coach at Coe College in Cedar Rapids, IA, his alma mater, from 1960-61. He went on to earn his master's degree from the University of Iowa.

He also was head baseball coach from 1963-68 and head football coach from 1962-68 at Wayne State in Nebraska. His baseball teams won conference titles four times and his football teams twice. He was an assistant football coach in charge of defense at Colorado State University from 1969-70. His last coaching job was serving as an assistant at Iowa, where he also was an assistant athletic director from 1971-76.

Prior to his appointment at Topeka Inn Management, he was Director of Athletics at Kansas State University from 1976-78.

Jermier and his wife, Joanne, have three sons — John, Jim and Steve, and one daughter, Sara, and five grandsons.



JIM KRAMER
STRENGTH AND CONDITIONING

Jim Kramer, a 1989 graduate of Wisconsin-LaCrosse, joined the UNI department in July as the Panthers' strength coach.

At the time of his appointment, he had been an assistant director of player development since 1995 for the Georgia Tech Athletic Association and prior to that, was strength and conditioning coach from 1993-95. He also served as an assistant strength and conditioning at Appalachian State from 1990-1992.

Other professional experience includes serving as the intern strength and conditioning coach at the United States Olympic Training Center from August through December 1989 and as a volunteer in that position at Wisconsin-LaCrosse.

A native of Platteville, WI, he received his master's in exercise science from Appalachian State in August of 1993. He was the 91kg champion at the American Weightlifting Championships in 1996 and was a National Strength and Conditioning Association Challenge Scholarship recipient. He was an NAIA Academic All-American wrestler at Wisconsin-LaCrosse and was a member of that school's 1985 NAIA national championship football team.

He's a certified level 1 Olympic weightlifting coach and a certified strength and conditioning specialist.

He's married to the former Kimberly Hollister.




DR. SANDRA WILLIAMSON
ASSOCIATE ATHLETIC DIRECTOR

In her 20th year with the Northern Iowa intercollegiate athletic program, Williamson joined the Panther staff in July of 1978 following a merger of men's and women's athletics. She was UNI's first Associate Athletic Director for Women and also assumed the duty of coaching the Panther women's basketball team from 1978-80.

Prior to joining the Panther staff, Williamson spent six years at Carroll College in Helena, MT, as the women's basketball and volleyball coach. Williamson graduated from Eastern New Mexico University in 1964, then taught at the high school level for four years. She went on to earn her master's from Eastern New Mexico in 1969, was a faculty member there for one year, then moved to Carroll. She received her doctorate degree from the University of Northern Colorado in 1983.

Her primary responsibilities now include compliance and eligibility for UNI's 19-sport Division I program.



TERRY NOONAN
DIRECTOR OF SPORTS MEDICINE

Terry Noonan was named athletic trainer 12 years ago after serving as interim head trainer for one year. Prior to that, he had served as assistant trainer at UNI since 1983.

From 1979-81, he was a graduate assistant at UNI and then spent the next two years as a physical fitness instructor at Hawkeye Community College in Waterloo, IA. From 1981-83, he also served as trainer for Columbus High School in Waterloo.

He has been a nationally certified athletic trainer for 15 years and has served as an examiner for the NATA District V Board of Directors since 1993, a member of the district's Constitution and Bylaws Revision Task Force, and is past secretary-treasurer and past president of the Iowa Athletic Trainers Association. He also serves as editor of the Mid-America Newsletter of NATA District V.

Noonan received his bachelor's degree in recreation administration from Loras College in 1978, his master's from Eastern Kentucky in 1979 and additional graduate study in physical education with an emphasis in athletic training from UNI in 1981.



DR. JACK WILKINSON
NCAA FACULTY REPRESENTATIVE

Dr. Wilkinson began serving as Northern Iowa's NCAA Faculty Representative in 1987. He received his doctorate in curriculum and instruction-mathematics from Iowa State and his master's and his undergraduate degree both from Northern Iowa.

He has been a UNI faculty member since 1962 as professor of mathematics. He is a member of UNI's Intercollegiate Athletic Advisory Council and chaired that group from 1985-86.

He officiated football and baseball at the college and university level in the state of California and coached baseball and boys' basketball in Iowa and Wisconsin. He also has taught junior college, high school and junior high school mathematics and has a wide range of curriculum and development experience.



KEVIN KANE
**ASSISTANT MEDIA RELATIONS
DIRECTOR**

Kane, a 1984 Northern Iowa graduate, was named assistant media relations director in 1988 after pursuing his graduate degree from Western Illinois. He assumed the additional duties of head women's golf coach three years ago.

Prior to taking the UNI position, he spent almost five years in radio as a reporter and on-air personality before attending WIU.

He is a member of the College Sports Information Directors of America and has received publication awards from that organization.

A native of Bernard, IA, he's married to the former Laurie Upah. The couple has two daughters — Kelsey and Allison.



STEVE NURSE
EQUIPMENT MANAGER

Steve Nurse was named UNI Equipment Manager in August of 1993. At the time of his appointment, he had been assistant manager at Menards Hardware Store in Omaha, NE, since February of 1993. Prior to that, he had been an assistant manager for Eby's Athletic Co. in Council Bluffs, IA, and was a store manager for Pro Sports in Fairfield, IA.

No stranger to UNI, Nurse was an assistant equipment manager for the Panthers from 1984-88. He received his bachelor's degree in community recreation from UNI in 1988.

He is a member of the Athletic Equipment Managers Assoc., received the Iowa Bar Association's Citizenship Award and has been a counselor at UNI's boys' basketball camps.



DAVE MOLL
**ASSISTANT MEDIA RELATIONS
DIRECTOR**

Moll, a 1993 graduate of Valparaiso University, was named assistant athletic media relations director in July after spending one year as the department's full-time intern. He received his master's degree in sport management from the University of Georgia just this past March.

He spent two years as the assistant sports information director at Valparaiso and also spent two years as a student aide in the sports information office with the Crusaders as an undergraduate. He also has served as a member of the press box staff with the Atlanta Braves and was a logistics volunteer with the Atlanta Committee for the Olympic Games.

Prior to attending Valparaiso, he was enrolled at Northern Illinois. His primary responsibilities with the Panthers include being the primary contact for women's basketball and baseball.

PANTHERS

ATHLETIC STAFF/HEAD COACHES



Iradge Ahrabi-Fard
Volleyball Coach



Meredith Bakley
Softball Coach



John Bermel
Men's Golf Coach



Tony Beuter
Athletic Development Coord.



Julie Bright
Business Manager



Chris Bucknam
Men's Track Coach



Kevin Buisman
UNI-Dome Asst. Business
Manager



Nancy Clark
Men's & Women's Tennis Coach



Tony DiCecco
Women's Basketball Coach



Ann Brett Gillespie
Marketing & Promotions
Director



Jim Hall
Men's & Women's Swimming
Coach



Scott Leisinger
Development Director



Eldon Miller
Men's Basketball Coach




Dave Schrage
Baseball Coach



Paul Zakowski
Ticket Manager



ATHLETIC FACILITIES



UNI-Dome



Indoor Track



Volleyball



Training Room




Weight Room



Panther Room

UNI-DOME



NO PLACE LIKE DOME

The UNI-Dome, a unique, multi-purpose athletic facility built in 1976, has gained a reputation as one of the finest collegiate facilities in America. The Dome combines the features of a fieldhouse, football stadium and large auditorium. It contains accommodations for a variety of events, such as concerts, exhibitions, trade shows and convocations, in addition to football, basketball, softball, wrestling and track events. It has been host to the NCAA football playoffs, gymnastics and wrestling champi-

onships, high school football and basketball, the Iowa high school football playoffs, and was the site of the 1997 NCAA national wrestling championships.

The Dome's versatility allows for football and basketball games or track meets to be held the same day. Underneath the artificial football turf on a synthetic floor area are basketball and tennis courts and an eight-lane, 220-yard oval running track.

The turf was replaced five years ago with a

new AstroTurf manufactured by Balsam Corporation, the same material that lasted 16 years prior to the installation of the new. It's a premier surface utilized by every Dome facility in North America with the exception of one and offers the best durability and playability of any material on the market.

Approximately 16,400 spectators can be seated for football games and track meets and, although normal capacity is 10,000 for basketball, seating can be expanded to over 20,000. For stage productions such as concerts, total capacity can reach 25,000.

QUICK FACTS

Opened: February, 1976

First Event: UNI vs. Iowa wrestling meet

First FB Game: 1976, vs. Northern Michigan (7-41)

First UNI Victory: 1976, vs. Nebraska-Omaha (34-13)

First Televised Football Game: Sept. 9, 1978, UNI vs.

Youngstown State (Mid-Continent Conference debut and first-ever televised Panther football game)

Largest Home Crowd (Sellouts): 16,324, (1990) vs. Southwest Missouri State (20-17); (1992) vs. Idaho (27-26) and Southwest Missouri State (37-12); (1993) vs. Southern Illinois (49-17); (1994) McNeese State (24-34) and Illinois State (24-17); (1995) vs. Idaho (12-16)

UNI Record in the Dome: 106-27-1, .795

Undefeated Seasons: 5, 1984, 1986, 1990, 1993, 1996 (including post-season)

Most UNI-Dome Points: 77 (UNI 77, Wayne State (NE) 0, 1988)

Most Opponent Points: 52 (Southern Illinois 52, UNI 9, 1983)

Most UNI-Dome Wins in a Season: 8 (1992, 1996)

Most UNI-Dome Losses in a Season: 4 (1978)

Longest UNI-Dome Winning Streak: 29 (Regular season, 1989-94)

Longest Losing Streak: 4 (1978-79, 1988)

Consecutive Winning Seasons: 8 (1989-96)

Consecutive Losing Seasons: 2 (1981-82)

SHERIFF FIELD NAMED AFTER STAN SHERIFF

The UNI-Dome has been the home of the Panther football program since 1976, but the field underneath the translucent, air-supported ceiling was named Sheriff Football Field in the spring of 1993 in honor of UNI's former football coach and athletic director. Sheriff was head football coach from 1960-82 and he also served as athletic director from 1970-83. From UNI, he went on to become athletic director at Hawaii, a position he held until dying of an apparent heart attack January 16, 1993, in Honolulu at the age of 60. Sheriff has been credited with the primary vision for the multi-purpose facility and has been given the most credit for getting the building constructed. At the time of his death, Fred Lewis, a staff columnist for The Honolulu Advertiser, wrote, "His (Sheriff's) diesel drive and far-reaching vision helped the (Hawaii) program scale milestone heights, all the while doing the near impossible in intercollegiate athletics today, operating inside the rules and in the black...Where others saw things as they had been or were, Sheriff was able to see them as they would be and plan accordingly...This was, after all, a man who in his previous job as athletic director at Northern Iowa sold the concept of a 16,800-seat, air-supported domed stadium to a disbelieving town." Former head football coach Terry Allen, who played for Sheriff, said, "Without what Stan Sheriff did, none of us at UNI would have what we have today."



UNI-DOME RECORDS

Pass Attempts: 59, Chris Hegg (Northeast Missouri State) 1985
Pass Completions: 34, Chris Hegg (Northeast Missouri State) 1985
Passing Yards: 429, Chris Hegg (Northeast Missouri State) 1985
Longest Pass: 96, Rick Fahnestock to Albert Brown (Western Illinois) 1986
Touchdown Passes: 6, Mike Smith vs. McNeese State, 1986
Interceptions: 5, Steve Sandon vs. Grand Valley State, 1981; Steve Michuta (Grand Valley State) 1981

Rushing Attempts: 48, Willie High (Eastern Illinois) 1993
Rushing Yards: 275, Steve Harris vs. Northwest Missouri State, 1984
Longest Running Play: 95, George Works (Northern Michigan) 1981
Average Rushing Yards Per Play: 12.8, Wes Anderson vs. Wayne State (17-219) 1988
Rushing TDs: 5, Paris Wicks (Youngstown State) 1981

Receptions: 11, Dan Leikoold (South Dakota) 1982; Steve Hansley (Northwest Missouri State) 1983; Dedric Ward vs. William & Mary, 1996
Receiving Yards: 247, Dedric Ward vs. Illinois State, 1996
Receiving TDs: 3, Ken Harvey vs. Youngstown State, 1981; Brian Baker vs. Indiana State, 1986; Tim Mosley vs. Southern Illinois, 1993; Dedric Ward vs. Eastern Illinois, 1993; Alonzo Clayton vs. McNeese State, 1996; Dedric Ward vs. Illinois State, 1996; Josh Whipple (William & Mary), 1996

Most Points: 30, Paris Wicks (Youngstown State) 1981
Most TDs: 5, Paris Wicks (Youngstown State) 1981

Total Offense: 448, Mike Smith vs. McNeese State, 1986

Most Field Goals Made: 4, Several (Most recent Matt Waller vs. Southwest Missouri State, 1994)
Most Field Goals Attempted: 5, Paul McFadden (Youngstown State) 1983; Mike Molstead vs. Central Missouri State, 1984; Mike Hollis (Idaho) 1992
Longest Field Goal: 54, Eric Roberts (McNeese State) 1991; Jeff Wilkins (Youngstown State) 1992

Most PATs: 11, Doug Jackson vs. Wayne State, 1988
Most PATs Attempted: 11, Doug Jackson vs. Wayne State, 1988

Most Interceptions: 3, Mike Smiley vs. Eastern Illinois, 1979
Most Interception Yards: 110, Willie Beamon vs. Eastern Illinois, 1989



Longest Interception: 90, George Brown (Mankato State) 1989

Most Tackles: 20, Joe Anderson vs. Drake, 1981; Joe Anderson vs. Youngstown State, 1981; Steve Savard (Northwest Missouri State) 1984; Tim Lance (Eastern Illinois) 1987

Sacks: 3, Several (Most recent Malcolm Everette of Youngstown State, 1992)

Most Punt Returns: 7, Milo Popovic vs. Wayne State, 1988; Jackie Kellogg (Eastern Washington) 1992; Kenny Shedd vs. McNeese State, 1991

Most Punt Return Yards: 145, Joe Fuller vs. Wisconsin-Whitewater, 1984
Longest Punt Return: 93, Joe Fuller vs. Wisconsin-Whitewater, 1984

Most Kickoff Returns: 9, Flip Johnson (McNeese State) 1986

Most Kickoff Return Yards: 233, Flip Johnson (McNeese State) 1986

Longest Kickoff Return: 100, Craig Nordlie vs. Drake, 1981; Chris Fontenette (McNeese State) 1992; Chris Watson (Eastern Illinois) 1995

Longest Fumble Return: 83, Patrick Hunter (McNeese State) 1994

Longest Blocked Kick Return: 89, Lavon Major (Eastern Washington) 1992

Most Punts: 13, Dan Lowney (Wisconsin-LaCrosse) 1983; Michael Andrews (Morgan State) 1991

Longest Punt: 73, Tim Mosley vs. McNeese State, 1991


YEAR BY YEAR RECORD IN THE UNI-DOME

1976	3-3	1987	6-1
1977	4-3	1988	2-3
1978	2-4	1989	5-1
1979	3-3	1990	6-0
1980	6-1	1991	6-0
1981	4-2	1992	8-1
1982	4-2-1	1993	6-0
1983	4-1	1994	4-1
1984	7-0	1995	5-1
1985	7-1	1996	8-0
1986	6-0		

PANTHERS




OL CHRIS CLAPP
2nd Team All-Gateway
Conference




WR ALONZO CLAYTON
1st Team All-Gateway
Conference



DB TERRANCE MALONE
Honorable
Mention All-Gateway
Conference




DC BRAD MEESTER
All-Newcomer
Gateway
Conference
2nd Team All-Gateway
Conference



LB ANDY MORRIS
2nd Team
Gateway
Academic All-Conference




DT ERIK NELSON
All-Newcomer
Gateway
Conference



OL ANDY PATTEE
1st Team All-Gateway
Conference
Honorable
Mention Gateway
Academic All-Conference



RB JUSTIN ROBERSON
All-Newcomer
Gateway
Conference



LB TRAVIS SCHIPPER
1st Team
Gateway
Academic All-Conference



DB/RS TYREE TALTON
1st Team All-Gateway
Conference
2nd Team All-American

S C R E E N

Float

Split

[Terms of Success

R E D Z O N E

Hitch

Relea

1997 SCHEDULE

Sept. 6	at Iowa	11:30
Sept. 13	Mankato State	6:30
Sept. 20	at McNeese State	7:00
Sept. 27	Southern Illinois* (Family Night)	6:30
Oct. 4	at Illinois State*	3:30
Oct. 11	at Western Illinois*	1:00
Oct. 18	Youngstown State* (Homecoming)	1:30
Oct. 25	at Cal Poly-SLO	3:00
Nov. 1	at Southwest Missouri State*	1:30
Nov. 8	Southern Utah	6:30
Nov. 15	Indiana State*	6:30



All times Central

*Gateway Football Conference Game