

2016

2016-2017 Panther Women's Basketball

University of Northern Iowa

Let us know how access to this document benefits you

Copyright ©2016 Athletics, University of Northern Iowa

Follow this and additional works at: <https://scholarworks.uni.edu/amg>



Part of the [Higher Education Commons](#)

Recommended Citation

University of Northern Iowa, "2016-2017 Panther Women's Basketball" (2016). *Athletics Media Guides*. 239.

<https://scholarworks.uni.edu/amg/239>

This Book is brought to you for free and open access by the Athletics at UNI ScholarWorks. It has been accepted for inclusion in Athletics Media Guides by an authorized administrator of UNI ScholarWorks. For more information, please contact scholarworks@uni.edu.

Offensive Materials Statement: Materials located in UNI ScholarWorks come from a broad range of sources and time periods. Some of these materials may contain offensive stereotypes, ideas, visuals, or language.



T W O - T H O U S A N D S I X T E E N - S E V E N T E E N

PANTHER

W O M E N ' S B A S K E T B A L L
M E D I A G U I D E





QUICK FACTS/TABLE OF CONTENTS

GENERAL FACTS

School.....	University of Northern Iowa
Founded.....	1876
Enrollment.....	11,905
Nickname.....	Panthers
Colors.....	Purple and Old Gold
Arena.....	McLeod Center
Capacity.....	6,650
Affiliation.....	NCAA Division I
Conference.....	Missouri Valley Conference
President (Interim).....	Jim Wohlport
Athletic Director.....	David Harris
Senior Women's Administrator.....	Christina Roybal
NCAA Faculty Rep.....	Elaine Eshbaugh
Athletic Website.....	www.unipanthers.com
University Website.....	www.uni.edu

TEAM INFORMATION

2015-16 Record.....	24-11
2015-16 MVC Record.....	15-3
2015-16 MVC Finish.....	1st
2016 Postseason.....	WNIT (3rd Round)
Final Rank.....	NR
Letterwinners Returning/Lost.....	7/6
Starters Returning/Lost.....	1/4

ARENA INFORMATION

Home Facility.....	McLeod Center
Capacity.....	6,650
Attendance Record.....	4,077 (vs. Iowa, 2011-12)
Arena Opening.....	2006

TEAM HISTORY

First Year of Competition.....	1968
All-Time Record.....	564-673
All-Time MVC Record (1992-Present).....	235-204
Post-Season Appearances.....	9
Last Post-Season Appearance.....	2016 (WNIT 3rd Round)

**HEAD COACH AT A GLANCE**

Head Coach.....	Tanya Warren (10th Season)
Alma Mater.....	Creighton
Career Record.....	162-130
UNI Record.....	162-130
MVC Record.....	111-62

BASKETBALL STAFF

Brad Nelson.....	Assistant Coach, 17th Season
Adam DeJoode.....	Assistant Coach, 8th Season
KK Armstrong.....	Assistant Coach, 1st Season

SUPPORT STAFF

Greg Stadler.....	Director of Operations/Video, 4th Season
TBD.....	Athletic Trainer
Jenna Power.....	Graduate Manager, 1st Season

ATHLETIC COMMUNICATIONS

Jordie Lindley.....	Women's Basketball Contact 319-273-3642 Jordan.Lindley@uni.edu
Colin McDonough.....	Assistant Athletic Director
Michelle Van Dorn.....	Asst. A.D./New Media

PANTHERS ONLINE

Twitter.....	@UNIWBB @UNIathletics
Facebook.....	/UNIWomensBasketball /UNIathletics
Instagram.....	@UNIPantherWBB @UNIathletics
Snapchat.....	UNIathletics

TABLE OF CONTENTS

TOC/Quick Facts.....	1
Schedule.....	2
Roster.....	3
Quick Hits.....	4
Coaches/Staff.....	6
Player Profiles.....	13
Opponent Information.....	27
All-Time Series.....	31
Season Review.....	41
Year-By-Year Results.....	68
Record Book.....	78



SCHEDULE

Nov. 7, 2016	Maryville (Exh.)	McLeod Center	7 p.m.
Nov. 11, 2016	at IUPUI	Indianapolis, Ind.	7 p.m.
Nov. 15, 2016	at Iowa State	Ames, Iowa	6 p.m.
Nov. 20, 2016	Wisconsin-Parkside	McLeod Center	2 p.m.
Nov. 23, 2016	at Oklahoma State	Stillwater, Okla.	7 p.m.

Grand Canyon Thanksgiving Tournament

Nov. 25, 2016	vs. Idaho	Phoenix, Ariz.	4 p.m.
Nov. 26, 2016	vs. Denver	Phoenix, Ariz.	3 p.m.

Dec. 1, 2016	South Dakota State	McLeod Center	7 p.m.
Dec. 4, 2016	at Iowa	Iowa City, Iowa	2 p.m.
Dec. 10, 2016	Creighton	McLeod Center	2 p.m.
Dec. 18, 2016	North Dakota	McLeod Center	2 p.m.
Dec. 22, 2016	Kansas State	McLeod Center	7 p.m.
Dec. 30, 2016	at Missouri State*	Springfield, Mo.	7 p.m.

Jan. 1, 2017	at Wichita State*	Wichita, Kan.	3:30 p.m.
Jan. 6, 2017	Southern Illinois*	McLeod Center	7 p.m.
Jan. 8, 2017	Evansville*	McLeod Center	11:30 a.m.
Jan. 13, 2017	at Illinois State*	Normal, Ill.	7 p.m.
Jan. 15, 2017	at Bradley*	Peoria, Ill.	2 p.m.
Jan. 20, 2017	Indiana State*	McLeod Center	7 p.m.
Jan. 22, 2017	Loyola*	McLeod Center	2 p.m.
Jan. 27, 2017	Drake*	McLeod Center	7 p.m.

Feb. 3, 2017	at Evansville*	Evansville, Ind.	7 p.m.
Feb. 5, 2017	at Southern Illinois*	Carbondale, Ill.	2 p.m.
Feb. 10, 2017	Bradley*	McLeod Center	7 p.m.
Feb. 12, 2017	Illinois State*	McLeod Center	2 p.m.
Feb. 17, 2017	at Loyola*	Chicago, Ill.	7 p.m.
Feb. 19, 2017	at Indiana State*	Terre Haute, Ind.	11 a.m.
Feb. 24, 2017	at Drake*	Des Moines, Iowa	7 p.m.

March 2, 2017	Wichita State*	McLeod Center	TBA
March 4, 2017	Missouri State*	McLeod Center	TBA
March 9-12	MVC Tournament	Quad Cities	TBA

Bold Indicates Home Game | * MVC Regular Season**PANTHERS**



WOMEN'S BASKETBALL ROSTER

NUMERICAL ROSTER

1	Mariah Criswell	G	5-8	R-Fr.	Van Meter, Iowa/Winterset
2	Madison Weekly	G	5-7	Sr.	Atkins, Iowa/Benton Community
10	Ellie Herzberg	G	5-9	R-So.	Manson, Iowa/Manson NW Webster
11	Angie Davison	G	5-9	Sr.	Maple Grove, Minn./Maple Grove
15	Dariann Garrison-Nickerson	F	5-10	So.	West Des Moines, Iowa/East
20	Hannah Schonhardt	F	6-2	Sr.	Waconia, Minn./Holy Family Catholic
22	Rose Simon-Ressler	G	5-10	R-Fr.	Epworth, Iowa/Western Dubuque
23	Kennedy Kirkpatrick	G	5-10	Jr.	Lawrence, Kan./Bowling Green State
24	Mikaela Morgan	G	5-10	So.	Coralville, Iowa/Iowa City West
32	Heidi Hillyard	F	6-0	R-Fr.	Burlington, Iowa/Mediapolis
34	Taylor Hagen	F	6-1	So.	Bloomington, Minn./Bloomington
41	Abby Gerrits	G	5-10	Fr.	Pewaukee, Wis./Pewaukee
50	Megan Maahs	F	6-1	Fr.	Epworth, Iowa/Western Dubuque

ALPHABETICAL ROSTER

1	Mariah Criswell	G	5-8	R-Fr.	Van Meter, Iowa/Winterset
11	Angie Davison	G	5-9	Sr.	Maple Grove, Minn./Maple Grove
15	Dariann Garrison-Nickerson	F	5-10	So.	West Des Moines, Iowa/East
41	Abby Gerrits	G	5-10	Fr.	Pewaukee, Wis./Pewaukee
34	Taylor Hagen	F	6-1	So.	Bloomington, Minn./Bloomington
10	Ellie Herzberg	G	5-9	R-So.	Manson, Iowa/Manson NW Webster
32	Heidi Hillyard	F	6-0	R-Fr.	Burlington, Iowa/Mediapolis
23	Kennedy Kirkpatrick	G	5-10	Jr.	Lawrence, Kan./Bowling Green State
50	Megan Maahs	F	6-1	Fr.	Epworth, Iowa/Western Dubuque
24	Mikaela Morgan	G	5-10	So.	Coralville, Iowa/Iowa City West
20	Hannah Schonhardt	F	6-2	Sr.	Waconia, Minn./Holy Family Catholic
22	Rose Simon-Ressler	G	5-10	R-Fr.	Epworth, Iowa/Western Dubuque
2	Madison Weekly	G	5-7	Sr.	Atkins, Iowa/Benton Community

COACHING STAFF

Tanya Warren	Head Coach (10th Season)
Brad Nelson	Assistant Coach (17th Season)
Adam DeJoode	Assistant Coach (8th Season)
KK Armstrong	Assistant Coach (1st Season)
Greg Stadler	Director of Operations/Video (4th Season)
Andy Jedlicka	Athletic Training (3rd Season)



Pronunciation Guide

Ellie	Ell-eee
Dariann	Dare-Eee-In
Schonhardt	Shown-Heart
Mikaela	Meh-Kay-La
Hagen	Hay-Gen
DeJoode	Da-Jo-Dee

By Class

Senior (3)	Madison Weekly, Angie Davison, Hannah Schonhardt
Junior (1)	Kennedy Kirkpatrick
Sophomore (4)	Dariann Garrison-Nickerson, Mikaela Morgan, Taylor Hagen, Ellie Herzberg
Freshman (5)	Mariah Criswell, Abby Gerrits, Heidi Hillyard, Megan Maahs, Rose Simon-Ressler

By State

Iowa (8)	Mariah Criswell, Madison Weekly, Ellie Herzberg, Dariann Garrison-Nickerson, Rose Simon-Ressler, Mikaela Morgan, Heidi Hillyard, Megan Maahs
Minn. (3)	Angie Davison, Hannah Schonhardt, Taylor Hagen
Wis. (1)	Abby Gerrits
Kan. (1)	Kennedy Kirkpatrick



UNI BY THE NUMBERS

6

Post-Season Appearances in the last seven years

24

Wins in 2015-16, second most in program history

35

Games played in 2015-16, a school record journey to the WNIT quarterfinals

7

Consecutive seasons with 17+ wins

112

Wins when holding opponents to 60 points or less in the Warren era

13

Seasons ranked in the top-15 in the NCAA in Team GPA

93

Wins inside the McLeod Center

QUICK HITS

At the Top: UNI won the Missouri Valley Conference regular season title with its 61-48 win over Evansville (3/5/16), its second regular season championship under the direction of Tanya Warren after also winning during the 2010-11 season.

Post-Season Play: UNI's win over Nebraska on Thursday, March 17, 2016 was its second WNIT win in school history. The Panthers "Sweet 16" round game against South Dakota (3/24/16) is the furthest UNI has advanced in post-season play since its WBI championship game run during the 2011-12 season.

Winning Nature: UNI was 24-11 overall in 2015-16, marking the seventh straight season the Panthers have won 17 or more games. UNI's 24 victories last season is the most wins in a season by the Panthers since the 2010-11 season when the Panthers went 27-6.

17+ Win Seasons

1982-83: J.D. Anderson, 17-11

1998-99: Tony DiCecco, 19-8

2000-01: Tony DiCecco, 18-11

2002-03: Tony DiCecco, 18-12

2004-05: Tony DiCecco, 20-11

2005-06: Tony DiCecco, 19-11

2006-07: Tony DiCecco, 17-13

2009-10: Tanya Warren, 17-16

2010-11: Tanya Warren, 27-6

2011-12: Tanya Warren, 19-15

2012-13: Tanya Warren, 17-17

2013-14: Tanya Warren, 17-13

2014-15: Tanya Warren, 17-15

2015-16: Tanya Warren, 24-11

Conference Success: UNI finished the 2015-16 season with 15 conference wins, the second most league victories in program history, marking the eighth season with 12 or more Valley wins.

Warren Gets Defensive: UNI is 112-17 under the direction of head coach Tanya Warren when holding an opponent to 60 points or less. Five of UNI's top-10 scoring defense averages in school history have come during the Warren era.

Two's a Crowd: Madison Weekly became just the second player in UNI history to score 600 points in a single-season in 2015-16, joining UNI alum Jacqui Kalin who had 662 in 2012-13. Weekly scored 618 points last season, ranking herself No. 2 in the Valley.

3-for-3: UNI has been ranked in the top-30 in NCAA Division I basketball in three-pointers made per game in five of the last six seasons.

Careful Cats: UNI has been ranked in the top-30 in fewest turnovers per game in NCAA Division I women's basketball in five of the last six seasons.

Valley on ESPN3: ESPN and the MVC have announced a 10-year extension to their current media rights agreement that will provide increased coverage of conference events across ESPN platforms through the 2023-24 academic year. As part of the deal, ESPN, the MVC and its 10 member institutions will work jointly to develop in-house production capabilities at each campus that will provide significant national coverage for multiple sports on ESPN3 and hands-on educational opportunities for students. As a result, ESPN3 will showcase a minimum of 820 events a year (a minimum of 70 men's basketball) in the final six years of the agreement.





COACHING STAFF





COACHING STAFF - TANYA WARREN

**TANYA WARREN, HEAD COACH**

10th Year at the University of Northern Iowa

162-130 Record

6 Postseason Appearances (2 NCAA, 3 WNIT, 1 WBI)

Three-Time MVC Coach of the Year

Hometown: Des Moines, Iowa**Alma Mater:** Creighton, 1988

Tanya Warren is entering her 10th season as the head coach of the UNI Panther women's basketball team. Warren is a three-time Missouri Valley Conference Coach of the Year and has guided the Panthers to league regular season titles in 2010-11 and 2015-16.

Warren has compiled an overall coaching mark of 162-130 – ranking her second all-time in victories in school history and No. 10 in the MVC.

Under her direction, the Panthers have appeared in post-season play in six of the last seven seasons, including back-to-back NCAA Tournament berths in 2010 and 2011. She led the Panthers to the program's first victory in a Women's National Invitational Tournament game during the 2012-13 season. From the start of the 2009-10 season to the end of the 2011-12 season, Warren led the Panthers to 63 wins, marking the most wins in school history over a three-season span.

With Warren leading the way, the Panthers have also won two MVC Tournament championships (2010, 2011) and have finished in the top-half of league standings in seven consecutive seasons. She has led the program to seven straight seasons with 17 or more wins along with coaching seven different all-conference selections. Warren has also instilled the word "student" into her programs, finishing in the top-15 in the country in team GPA in seven of the last eight seasons.

In 2015-16, Warren coached the Panthers to its second regular-season MVC title, earning her third MVC Coach of the Year honor. The Panthers finished the season in the third round of the WNIT, suffering a one-point loss to eventual WNIT champion South Dakota. UNI posted a final record of 24-11 and 15-3 in conference play, the second most Valley wins and second most wins overall in school history. She saw Madison Weekly and Amber Sorenson earn first-team all-conference honors. Weekly won the MVC Scholar-Athlete of the Year award.

She has coached the only two players in UNI history to score 600 or more points in a season in Jacqui Kalin (662 points in 2012-13) and Weekly, who had 618 points in 2015-16. She coached Sorenson and Sharnae Lamar to record-breaking seasons in 2015-16, setting new UNI marks in three-pointers made (97 by Sorensen) and assists (195 by Lamar). Stressing defense and technique, the Panthers finished the 2015-16 season ranked in the top 15 in the country in turnovers per game and are 112-17 under the direction of Warren when holding an opponent to 60 points or less.

UNI made its fifth postseason appearance during the 2014-15 season after earning a bid to play in the WNIT. UNI finished the 2014-15 season with an overall record of 17-15 and a conference mark of 12-6, starting the MVC season on a program-best four-game winning streak. Warren coached first-team all-conference point guard Madison Weekly and was at the helm to see Stephanie Davison be named the first MVC Sixth Player of the Year.

After the season concluded, Warren was awarded the unique opportunity to coach for her country after being named an assistant coach for Team USA at the World University Games in South Korea. During the month of July, Warren traveled overseas with Team USA for the tournament, eventually defeating Canada in the championship game for the gold medal.

Without a senior on the team, Warren guided a young, but experienced squad to a third-place finish in the MVC during the 2013-14 season. The Panthers finished 17-13 overall for the fifth straight season with 17 or more wins and 13-5 in conference play for their second highest conference win total in school history. She saw sophomore Jen Keitel named to the all-MVC first-team and four student-athletes named to the MVC Scholar-Athlete teams. Culminating the 2013-14 season was Warren winning her second MVC Coach of the Year honor.

She also saw the team earn the seventh-best GPA in NCAA Division I women's basketball. The Panthers were named to the Honor Roll for the third consecutive season, including two seasons in a row in the top-10. The team also finished with the seventh-best GPA during the 2012-13 season.

The 2012-13 season showed promise for the Panthers with a young group of athletes. Warren helped lead the Panthers to a 17-17 season. Under Warren's guidance, UNI made its fourth straight post-season appearance, playing in the WNIT and winning its first WNIT game in program history over the Marquette Golden Eagles. Warren culminated her sixth year as head coach by capping off senior Jacqui Kalin's career with the Sioux City, Iowa, native winning MVC Player of the Year and MVC Scholar Athlete of the Year. Warren notched her 100th career win during the 2012-13 season when UNI defeated Evansville on March 3.

During the 2011-12 season, Warren led the Panthers to a 19-15 overall record and a 9-9 conference record. She guided the Panthers to their third straight postseason tournament appearance and to the WBI championship game. She coached a second team all-MVC





COACHING STAFF - TANYA WARREN

selection in K.K. Armstrong and an MVC all-defensive team selection in Rachel Madrigal. Amber Kirschbaum was named to the MVC Scholar-Athlete second team.

In 2010-11, she led the Panthers to a 27-6 overall record and a 17-1 Valley record as UNI completed the conference season five games better than the second-place finishers. UNI won the MVC Tournament for the second straight year, earning the school's second NCAA Tournament appearance. She coached a pair of first-team all-MVC selections in Lizzie Boeck and Jacqui Kalin. Kalin was tabbed the school's first-ever MVC Player of the Year. Kalin was also named the league's Scholar-Athlete of the Year, and Erin Brocka earned a spot on the all-defensive team.

Warren led the Panthers to a historic season as UNI won the Missouri Valley Conference Tournament and advanced to the NCAA Tournament for the first time in school history in 2009-10. UNI finished 17-16 on the season, posting wins over three higher-seeded teams in the Valley Tournament to earn the automatic berth. Jacqui Kalin was named a first-team all-conference selection, and Lizzie Boeck was an honorable mention. Kalin, Boeck and Erin Brocka were also academic all-conference selections. The Panthers also finished the season with the seventh-highest team GPA in the nation.

In 2008-09, Warren led an injury plagued team to an 11-19 overall mark and a 9-9 record and sixth-place finish in the MVC. Junior Kim Wypiszynski was tabbed the league's Newcomer of the Year, and she earned second-team all-conference honors. K.K. Armstrong was named to The Valley's all-freshman team. UNI also finished with the sixth-highest GPA among Division I teams in 2008-09.

In her first season at the helm for the Panthers, Warren led a team composed primarily of freshmen and sophomores to a 13-18 overall record and an 8-10 conference mark and a sixth-place league finish. UNI collected wins over eventual MVC co-champions Illinois State and Drake. Warren helped the Panthers take care of business at home, finishing with a 9-5 mark in the McLeod Center, including a 6-3 record against league opponents. Under Warren's watch, Jacqui Kalin was tabbed the MVC Freshman of the Year, and the point guard also collected second-team all-conference honors. The 2007-08 Panthers also finished with the sixth-highest GPA among NCAA Division I teams.

Warren came to UNI after accumulating 13 years of Division I collegiate coaching experience. Warren previously served as an assistant coach at UNI for six seasons (1995-2001) under Tony DiCecco, and other prior assistant coaching stops included Creighton, Missouri and Iowa State.

Warren, a 1988 graduate of Creighton, returned to her alma mater in 2004 as an assistant coach. In three seasons with the Bluejays,

she helped lead Creighton to a WNIT appearance in 2005 and the Missouri Valley Conference tournament championship game in 2007. Working as associate head coach, Warren was instrumental in developing Megan Neuirth, the 2007 MVC Newcomer of the Year, as well as Sam Schuett, who was named to the 2007 MVC all-freshmen team. During her tenure at Creighton, she coached three all-MVC players.

Warren returned to Creighton after a three-year stint as an assistant at the University of Missouri (2001-04). In those three years, the Tigers made three postseason appearances, including a trip to the NCAA Tournament in 2004. She also worked as the recruiting coordinator at Missouri, and she coached five all-Big 12 selections, two of whom went on to play in the WNBA.

Prior to her time at Missouri, Warren worked as an assistant at UNI from 1995-2001. She coached several of the best players in UNI program history, including Kelley (Westhoff) Jacobs. She also helped develop UNI's then all-time scoring leader, Amy Swisher, as well as first-team all-MVC selections Allison (Starr) Pohlman, Alex Cook, Abbie Schutte, Kary Dawson and Katie Miller. Warren joined the Panther program in DiCecco's first season, inheriting a team that won just four games the year prior. UNI improved its number of wins by at least three in each of the first four seasons under the new staff, and in 2001 Warren helped lead UNI to an 18-win season and its first postseason appearance when the Panthers earned a bid to the WNIT.

Warren's first collegiate coaching experience was at Iowa State, where she spent one season as an assistant. Before joining the Cyclones, she spent two seasons as the head girls coach at Duchesne High School in Omaha, Neb., leading the team to its first state tournament appearance in the program's history. Warren's coaching career began with a four-year term as the head girls' coach at Boys Town High School in Omaha.

Warren earned several accolades in her four seasons as a player at Creighton. She holds the CU record for assists in a career and a season. Her 228 assists in 1987 ranked 10th nationally, and she ranks eighth on Creighton's career scoring chart with 1,566 points. She averaged 18.7 points per game in 1987, and she was named to the WNIT all-tournament team and was a Kodak District V selection that season.

Warren's No. 10 jersey is one of two retired numbers at Creighton, and she is also a member of the Creighton University Hall of Fame. Her collegiate career followed an impressive career at Des Moines Lincoln High School, where she was eventually inducted into both the Lincoln High School Hall of Fame and the Iowa High School Girls Hall of Fame.

WARREN'S SERIES RECORDS

Warren vs. the Valley (Including MVC Tournament)

Opponent.....	W.....	L.....	Last Win
Bradley	17.....	4.....	3/11/2016
Drake	11.....	8.....	3/19/2016 (WNIT)
Evansville	15.....	4.....	3/5/2016
Illinois State	11.....	9.....	2/14/2016
Indiana State	11.....	8.....	2/12/2016
Loyola	5.....	1.....	2/28/2016
Missouri State.....	12.....	8.....	1/10/2016
Southern Illinois	17.....	3.....	3/12/2016
Wichita State	11.....	11.....	2/7/2016
TOTAL	110.....	56.....	

WARREN'S YEAR-BY-YEAR

Season	Overall		MVC		MVC Tourn.
	W.....	L.....	W.....	L.....	
2007-08	13.....	18.....	8.....	10.....	1-1
2008-09	11.....	19.....	9.....	9.....	0-1
2009-10	17.....	16.....	10.....	8.....	3-0
2010-11	27.....	6.....	17.....	1.....	3-0
2011-12	19.....	15.....	9.....	9.....	0-1
2012-13	17.....	17.....	10.....	8.....	1-1
2013-14	17.....	13.....	13.....	5.....	0-1
2014-15	17.....	15.....	12.....	6.....	1-1
2015-16	24.....	11.....	15.....	3.....	2-1
TOTAL	162.....	130.....	103.....	53.....	11-7



COACHING STAFF - BRAD NELSON

**BRAD NELSON, ASSOCIATE HEAD COACH**

17th Year at the University of Northern Iowa

Coaching Experience: UNI, 2000-Present | Cedar Falls HS, 1997-99 | Saint Ambrose, 1995-96**Hometown:** Eugene, Ore.**Alma Mater:** Oregon, 1994

Brad Nelson is entering his 17th season with the Panthers. He was named Associate Head Coach in June 2016 and will work primarily with the Panther offense and also assist with scouting, recruiting and all facets of practice.

Nelson joined the Panther coaching staff in the 2000-01 season. He has been with the Panthers during both NCAA Tournament appearance (2010, 2011), and each of their six WNIT appearances (2001, 2003, 2006, 2013, 2015, 2016).

Nelson has been a part of a coaching staff that has led UNI to new heights in the MVC, including the program's two regular-season titles in 2011 and 2015. He served as recruiting coordinator from 2001-12, and he helped sign MVC all-conference players Cassie Hager, Tara King, Jessie Biggs, Lizzie Boeck, Madison Weekly and the 2011/2013 MVC Player of the Year, Jacqui Kalin.

Nelson has played an integral part in UNI's winning tradition, leading the Panthers to seven straight seasons with 17 or more wins and all nine of their post-season appearances. Working primarily with the offense, he coached point guard Madison Weekly and Amber Sorenson to top-20 national rankings in three pointers scored in the last two seasons along with the Panthers finishing in the top-10 in the country in fewest turnovers and turnovers per game.

Prior to joining UNI, Nelson served as assistant head coach at Cedar Falls High School and helped lead the Tigers to back-to-back trips to the semifinals of the 4A Iowa Girls Basketball State Tournament.

Prior to Cedar Falls, he served as an assistant coach at St. Ambrose University in 1995-96. That season, St. Ambrose won the regular and postseason conference titles on the way to a berth in the NAIA National Tournament.

While earning his business management degree from the University of Oregon, Nelson served as the head manager for the Ducks' men's basketball team under coaches Don Monson and Jerry Green.

Nelson and his wife, Jenny, have four children: 19-year-old daughter, Bailey, 17-year-old twin sons, Brandon and Jacob, and 12-year-old son, Jordan.





COACHING STAFF - ADAM DEJOODE

ADAM DEJOODE, ASSISTANT COACH/RECRUITING

8th Year at the University of Northern Iowa



Coaching Experience: UNI, 2009-Present | IBCA Iowa Select, 2003-09 | Southeast Polk HS, 2006-09 | Charles City HS, 2001-06 | Ames HS, 1998-01

Hometown: Cedar Falls, Iowa

Alma Mater: Iowa State, 2000

Adam DeJode is in his eighth season with the Panthers. DeJode works with the Panther defense and guards along with serving as the recruiting coordinator.

DeJode coordinates game scheduling for the Panthers. He also currently manages the male practice players along with assisting with all aspects of recruiting.

DeJode was on hand for both of the Panthers' NCAA Tournament appearances (2010, 2011), and he helped guide UNI to both of its MVC regular-season titles in 2010-11 and 2015-16. During the 2012-13 season, DeJode helped lead the Panthers to their first WNIT win over the Marquette Golden Eagles along with its quarterfinal run in the WNIT in 2016.

Prior to the 2016-17 season, DeJode worked primarily with the post players. He coached center Jen Keitel to MVC All-Conference first team honors in 2013-2014 and honorable mention status in 2015-16 and also saw Alyssa Johnson selected to the MVC All-Defensive team in 2015 after she led the league in blocks. He was integral in coaching Keitel as she became just the third player in UNI history to record 1,000+ points, 500+ rebounds and 100 blocks in a career.

DeJode came to UNI after serving as a head coach in the high school ranks since 2001. He also served as the president of the Iowa Basketball Coaches Association, and he coached more than 30 Division I players while working as the IBCA Iowa Select Team Coordinator. He served as the head girls' coach since 2006. In his second season, he led Southeast Polk to its first winning season in a decade. He also developed a formal youth program for girls in 4th through 8th grades.

Before going to Southeast Polk, DeJode spent five years as the head coach at Charles City Community School. He led Charles City to a 23-4 record and finished as Class 3A State runner-up in 2004. His teams led all teams in three-point field goals made in two different seasons, and his teams set 43 of 50 school records during his tenure. His IBCA teams finished with a five-year record of 137-27, and they combined to win seven tournaments in 2007 and 2008. He coached three Miss Iowa Basketball players, and he sent seven players to Division I schools in both 2007 and 2008.

DeJode was also an assistant boys' basketball coach at Ames High School from 1998-2001. He worked as a student manager under Tim Floyd while at Iowa State.

DeJode, a native of Cedar Falls, earned his bachelor's degree in exercise and sport science from Iowa State. He and his wife, Liz, have an eight-year-old son, Jack and a four-year-old daughter, Jules.





COACHING STAFF - KK ARMSTRONG

**KK ARMSTRONG, ASSISTANT COACH**

1st Year at the University of Northern Iowa

Coaching Experience: UNI, 2016-Present | Cedar Rapids Washington HS, 2013-16**Hometown:** Cedar Rapids, Iowa**Alma Mater:** UNI, 2012

KK Armstrong will begin her first year as an assistant coach with the Panthers in 2016-17.

Armstrong, who played and started for the Panthers at point guard from 2008-2012, comes to UNI after working for Hibu, selling online marketing to small and medium sized business owners. She also has been a coach at Cedar Rapids Washington High School assisting with both the sophomore and varsity level.

Armstrong finished her playing days at UNI after seeing action in 128 games, tying her for fourth all-time at UNI for career games played. The Cedar Rapids, Iowa, native ranks in the top-10 all-time at UNI in career points (1,276), free throws made (371), assists (380) and steals (191).

Armstrong was a part of both of UNI's NCAA Tournament appearances along with leading the Panthers to two MVC Tournament championships and a regular season title. The former All-MVC selection and two-year starter earned her degree in criminology in 2012.





COACHING STAFF - SUPPORT STAFF


GREG STADLER
DIRECTOR OF OPERATIONS

4th Year at the University of Northern Iowa

Hometown: Topeka, Kan.
Alma Mater: Washburn, 2011

Greg Stadler is in his fourth year with the Panthers and his second season as director of operations. Stadler served as the video coordinator for the women's basketball program for his first two seasons at UNI.

Stadler's responsibilities include all duties involved with video coordinating, team travel, camps and the Playmakers Club.

Stadler came to UNI after working at Washburn University as the video coordinator and operations assistant for the basketball program from 2007-2013. Stadler was involved with a variety of tasks at Wash-

burn including, coordinating all video equipment needs, helping with team travel, planning practices, film sessions and scouting sessions and coordinating on campus recruiting visits.

Stadler has also been employed by Harkcon, Inc. working directly with the United State Coast Guard. He created and managed databases tracking over 15,000 U.S. Coast Guard members and served as an expert customer service liaison to Coast Guard members in the field.

Stadler is a 2011 graduate of Washburn where he earned his bachelor of business administration with an emphasis in management and finance. He finished with cum laude latin honors and school of business honors.


JENNA POWER
GRADUATE MANAGER

1st Year at the University of Northern Iowa

Hometown: Ames, Iowa
Alma Mater: Coe College, 2016

Jenna Power is in her first season with the UNI women's basketball program as its graduate manager.

Power, an Ames, Iowa, native, played basketball at Coe College for four years. She graduated in 2016 with a double major in business administration and managerial accounting. She will be pursuing a masters in communication.

She was a four-year letter winner at Ames High School, helping her team to three state tournament appearances. She still holds the school record in three-pointers made in a game and is in the top-three

all-time in threes made in a season and a career.



PLAYER PROFILES





PLAYER PROFILES



1

MARIAH CRISWELL

REDSHIRT FRESHMAN

GUARD

5-8

VAN METER, IOWA

2015-16 (FRESHMAN)

Redshirted ... earned the MVC Commissioner's Academic Excellence Award and was named to the MVC Honor Roll.

HIGH SCHOOL (WINTERSET)

Lettered and started all four years of high school and was a team captain for two ... earned USA Today All-America second-team for the state of Iowa ... is a four-time all-conference and all-district first-team selection ... was named to the IGCA 4A all-central region team in 2014 and 2015 ... two-time Des Moines Register all-state first-team honoree (2014, 2015) and was named to the second-team as a sophomore ... earned INA 4A all-state first-team as a junior and senior ... was also named to the Iowa Sports Spotlight all-state first team in 2014 and second-team in 2015 ... owns seven school records ... finished her high school career with 1,524 points, 280 assists, 223 steals and 314 rebounds ... was selected to play in the IGCA All-Star game.

PERSONAL

Daughter of Greg and Trisha Criswell ... has two siblings, Macayla and Maggie ... majoring in elementary education.



PLAYER PROFILES



2

MADISON WEEKLY

SENIOR
GUARD5-7
ATKINS, IOWA

2015-16 (JUNIOR)

Earned first-team All-MVC and first-team Scholar-Athlete after being selected as the MVC Scholar-Athlete of the Year ... was a two-time MVC Scholar-Athlete of the Week honoree and also earned Player of the Week once ... finished the season ranked in the top 25 in NCAA Division I basketball in three pointers made per game and three-point percentage ... she ranked No. 2 in the MVC in scoring, averaging 19.2 points per game during league play ... started all 35 games while averaging 17.7 points, 33.3 minutes, 3.6 rebounds, 2.4 assists and 1.1 steals per game ... became just the second player in school history to score 600-plus points in a season, ranking her No. 2 all-time with 618 points ... scored in the 20-point range 13 times throughout the season ... posted a team-high 26 points against Iowa State (12/2), adding five dishes and a career-high eight rebounds ... recorded a career-high 28 points against Southern Illinois (1/3) and Missouri State (1/10) ... had back-to-back games with 20-plus points with wins on the road at Drake (1/24) and Loyola (1/29) ... broke the 1,000 career-point mark in UNI's win over Wichita State (2/7), scoring 19 points ... had four straight games that led into the semifinals of the MVC Tournament where she scored 20-or-more points ... scored 22 points and tied her career-high in assists with six in their WNIT win over Nebraska (3/17).

2014-15 (SOPHOMORE)

Started in all 32 games at point guard for the Panthers ... averaged 31.3 minutes, 13.8 points, 2.8 rebounds, 2.6 assists and 1.2 steals per game ... led the team in points (441), three-point percentage (.377), scoring average (13.8), field goals made (144), assists (82), steals (38) and minutes played (1,001) ... cracked the top-15 all-time at UNI in career scoring average (11.3) ... is also third all-time in three-pointers made in a season (77) ... finished 2014-15 ranked 10th in scoring, 11th in assists, 10th in free throw percentage, sixth in three-point percentage and second in three-pointers made in the MVC ... scored in double-digits in 25 games, including 11 games in a row (1/4-2/13) ... opened the season with 26 points in UNI's win over Tulsa (11/14) ... scored 21 points, added four dimes and three rebounds against Hofstra (11/28) ... had 22 points, two assists, and four boards against South Dakota State (12/29) ... scored a career-high 27 points against Southern Illinois (1/9), shooting 50 percent from the field, 57 percent from the arc and 90 percent from the line ... added 26 points and a career-high six assists against Drake (1/16) ... had 24 points, four assists, one block and one steal in UNI's win over Missouri State (2/1) ... averaged ... averaged 13.8 points per game during MVC play, earning MVC All-Conference and Scholar-Athlete first-team honors ... was also selected as an MVC Commissioner's Academic Excellence Award winner and named to the MVC Honor Roll.

2013-14 (FRESHMAN)

Played in 25 games and started 11 as a true freshman ... averaged 21 minutes, 8.1 points, 1.8 assists and 1.9 rebounds per game ... started the first 10 games of the season as the Panther point guard, averaging 10.5 points per game before suffering a mid-season injury causing her to miss five games ... scored 18 points against Texas-San Antonio, going 10 of 12 from the free throw line, earning UTSA Thanksgiving Class All-Tournament team (11/29) ... reached double-figures eight times during the season ... notched a career-high 23 points against Loyola (2/21) ... also finished with a career-high six three-pointers made against the Ramblers (2/21) ... tied her season-high of five assists against Illinois State (3/6), adding 16 points to her line ... was awarded the MVC Commissioner's Academic Excellence Award and was named to the MVC Honor Roll.

HIGH SCHOOL (BENTON COMMUNITY)

Lettered in basketball all four years at Benton Community High School ... earned first team all-state, first team all-conference and first team all-district ... averaged 18.5 ppg, 3.5 assists per game and 4.5 steals ... holds the school record for field goals attempted, field goals made, three-pointers attempted, three-pointers made, points and steals in a season ... played in the Eastern Iowa All-Star Game and the Iowa Girls Coaches Association All-Star Game ... also lettered in track and field and cross country.

PERSONAL

Daughter of Dan and Joni Weekly ... has two siblings, Nathan and Alex ... was part of the Honor Roll and National Honor Society ... earned academic all-conference in basketball.



PLAYER PROFILES



10

ELLIE HERZBERG

REDSHIRT SOPHOMORE

GUARD

5-9

MANSON, IOWA

2015-16 (SOPHOMORE)

Saw action in the first eight games before suffering a season-ending injury against South Dakota State (12/9) ... averaged 19.4 minutes and 7.8 points per game ... got the starting nod against Iowa (11/22) ... had 15 points and five rebounds against Georgia Tech (11/26) ... also added 12 points and four assists against Iowa State (12/2) ... earned the MVC Commissioner's Academic Excellence Award and was named to the MVC Honor Roll.

2014-15 (FRESHMAN)

Played in all 32 games, getting the starting nod in 22 as a true freshman ... averaged 20.6 minutes, 7.0 points, 3.9 rebounds and 1.2 assists per game ... recorded double-digit scoring in nine games, including three in a row (12/4-12/11), earning MVC Newcomer of the Week ... pitched in 17 points, four boards and three assists against Creighton (12/8) ... scored a career-high 20 points in UNI's win over Bradley (1/2), shooting 6-for-8 from the field and a perfect 4-for-4 from the arc and free throw line ... chipped in 17 points, shooting 60 percent from the field and perfect from the line against Drake (2/13), adding eight rebounds ... had a career-high 11 rebounds in UNI's second win of the season over Bradley (3/7) ... was selected to the MVC All-Freshman Team ... earned the MVC Commissioner's Academic Excellence Award and was named to the MVC Honor Roll.

HIGH SCHOOL (MANSON NORTHWEST WEBSTER)

Lettered in basketball at Manson Northwest Webster High School ... averaged 25.6 points, five rebounds, 5.5 assists and 6.2 steals per game ... holds school records for career points and career steals ... was selected to the IBCA All-Star game and the Gatorade All-Start game ... also lettered in volleyball and track ... is the state meet record holder in the 400 meters and was the IA state champion in the 100, 200 and 400 meter dashes in 2013 ... is a 16-time state medal winner.

PERSONAL

Daughter of Jeff and Wendy Herzberg ... has five siblings, Spencer, Tucker, Cloie, Gabbie and Sophie ... brother, Spencer, played football at Wartburg ... is currently a member of the UNI FCA Leadership Team ... majoring in health promotion ... was a Valedictorian and the Student Council Vice President in high school.



PLAYER PROFILES



11

ANGIE DAVISONSENIOR
GUARD

5-9

MAPLE GROVE, MINN.

2015-16 (JUNIOR)

Played in all 35 games, getting the starting nod in six ... earned the MVC Commissioner's Academic Excellence Award and was named to the MVC Honor Roll ... averaged 13.5 minutes, 2.3 points and 1.1 rebounds per game ... opened with back-to-back games shooting 50-percent from the three-point line ... played a career-high 30 minutes against Evansville (1/1), recording a career-high 10 points, shooting 57-percent from the field ... had a career-high tying three assists in UNI's game at Southern Illinois (3/3) ... scored eight points in UNI's WNIT win over Nebraska (3/17) ... went perfect from the free throw line in seven games, shooting 81-percent from the charity stripe to rank second on the team.

2014-15 (SOPHOMORE)

Played in 31 games, averaging 10.6 minutes, 2.3 points and 1.4 rebounds per game ... recorded eight points against North Dakota State (12/11), playing a career-high 23 minutes and grabbing a career-high four boards ... also had eight points at Evansville (1/23), draining two three-pointers and going perfect from the line ... matched her career-high of four rebounds against Wichita State (1/30) and Loyola (3/5) ... scored a career-high nine points in just 13 minutes in UNI's WNIT game against Missouri (3/19) ... awarded the MVC Commissioner's Academic Excellence Award and was named to the MVC Honor Roll.

2013-14 (FRESHMAN)

Saw action in 16 games as a true freshman ... averaged 5.1 minutes per game ... scored her first collegiate points against Saint Louis (12/7) after draining a three-pointer ... also had a point, two steals and two rebounds against Northern Illinois (12/21) ... was awarded the MVC Commissioner's Academic Excellence Award and was named to the MVC Honor Roll.

HIGH SCHOOL (MAPLE GROVE)

Lettered all four years at Maple Grove High School ... holds school records for assists and free throw percentage ... was a team captain her junior and senior seasons ... earned all-conference her junior and senior year and all-state her senior year ... was selected to play in the Minnesota All-State Game ... averaged 15 points, 4.7 rebounds, 4.5 assists and 3.2 steals per game ... helped her team to two section 5AAAA championships and to the state tournament.

PERSONAL

Daughter of Cori and Jim Davison ... has two siblings, Brad and Stephanie ... Stephanie was a member of the UNI women's basketball team from 2011-16 ... is currently a member of the UNI FCA Leadership Team ... is a tutor at the UNI-CUE ... earned academic all-state for basketball and soccer in high school ... won the Triple "A" Award (Art, Athletics and Academics) ... won the Athena Award ... was a member of the National Honor Society.



PLAYER PROFILES



15

**DARIANN GARRISON-
NICKERSON**

SOPHOMORE

FORWARD

5-10

WEST DES MOINES, IOWA

2015-16 (FRESHMAN)

Saw action in four games as a true freshman ... scored her first collegiate point in UNI's win over Wichita State (2/7) ... recorded rebounds against Wichita State (2/7) and Southern Illinois (3/12) ... also scored her first collegiate field goal against Southern Illinois (3/12).

HIGH SCHOOL (DES MOINES EAST)

Lettered all four years at Des Moines East ... was named the Des Moines East Female Athlete of the Year ... earned first-team All-Conference as a senior ... was also IGCA All-District ... selected to the All-Metro Conference second-team during her junior season ... averaged 16.3 points and 5.5 rebounds while also tallying 39 steals and 15 blocks through 15 games.

PERSONAL

Daughter of Don Nickerson and Jinny Garrison-Nickerson ... majoring in public administration ... was a part of the National Council Youth Leadership ... graduated in the top-three percent of her class ... was on High Honor Roll, National Honor Society and earned an academic letter all four years at Des Moines East.



PLAYER PROFILES



20
HANNAH
SCHONHARDT
 SENIOR
 FORWARD
 6-2
 WACONIA, MINN.

2015-16 (REDSHIRT JUNIOR)

Played in all 35 games ... averaged 12.1 minutes, 1.9 points and 2.9 rebounds ... moved into the top-10 all-time at UNI in career defensive rebound average (3.9) ... earned the MVC Commissioner's Academic Excellence Award and was named to the MVC Honor Roll ... opened the season with six boards and two steals against Rockhurst (11/15) ... added five rebounds, two assists and a block against Tulsa (12/20) ... recorded two blocks against Illinois State (1/15) ... scored a season-high seven points along with three boards and a steal against Missouri State (2/5) ... brought in a team-high nine rebounds against Southern Illinois (3/12), also scoring four points ... shot 50-percent or higher from the field in 12 games.

2014-15 (JUNIOR)

Redshirted due to injury.

2013-14 (SOPHOMORE)

Started and played in 29 of the Panthers 30 games ... finished first on the team in three-point field goal percentage (.444) and rebounds (210) ... averaged 25.6 minutes, 8.6 points, 7.2 rebounds and 1.4 assists per game ... is currently third all-time at UNI in career three-point field goal percentage (.411) ... finished with four double-doubles on the season ... scored a career-high 24 points against Northern Illinois (12/21), including a career high 9-of-12 from the field and shooting 3-of-4 from the three-point line ... grabbed her first double-double of the season against Missouri State (1/20) with 12 boards and 15 points ... also finished with 11 points and 11 rebounds against Bradley (1/24) ... notched a career-high 17 rebounds against Drake (2/2) and added 11 points for her third double-double of the season ... also finished with 11 boards in UNI's win over then No. 24 Wichita State (2/16) ... played a career-high 38 minutes against Drake (3/2) ... was named to the MVC Honor Roll.

2012-13 (FRESHMAN)

Played in all 34 games and started 23 as a true freshman ... averaged 7.4 points and 4.3 rebounds, finishing the season with 250 points and 146 rebounds ... finished second on the team in scoring, field goal percentage (.461) and three-point field goal percentage (.394) ... recorded a team leading 25 blocks on the season ... finished the season with eight games in double figures and recorded her first career double-double against Southern Illinois with a career high 11 rebounds (3/3) ... scored a career high 23 points against Evansville (2/2) ... played a career high 37 minutes against Indiana State (3/15) ... was named to the MVC All-Freshman Team.

HIGH SCHOOL (HOLY FAMILY CATHOLIC)

Lettered all four years in basketball at Holy Family Catholic in Victoria, Minn. ... averaged 14.3 points per game, 11.3 rebounds, 2.8 blocks, 2.5 steals and 1.6 assists throughout her junior season ... served as the team captain in basketball in 2011 and 2012 ... was All-State honorable mention three years in a row ... named to the All-Conference squad three years in a row ... selected as the Team MVP for three years running ... helped lead her team to two conference championships ... lettered in volleyball for four years and served as the team captain in 2011 ... lettered in track two years in high school and was the 2009 high jump state champion.

PERSONAL

Daughter of Mike and Teresa ... has one sibling, Jessica ... was part of the B Honor Roll for seven semesters ... hobbies include shopping and hanging out with friends ... volunteered for Feed My Starving Children and the Auburn Nursing Home.



PLAYER PROFILES



22

**ROSE SIMON-
RESSLER**

REDSHIRT FRESHMAN

GUARD

5-10

EPWORTH, IOWA

2015-16 (FRESHMAN)

Redshirted.

HIGH SCHOOL (WESTERN DUBUQUE)

Was a two-time INA All-State first-team selection in basketball at Western Dubuque ... earned Telegraph Herald Co-Player of the Year ... also named to the IGCA and Des Moines Register All-State first-teams ... holds the school record in field goal percentage ... played in the IGCA and Eastern Iowa All Star Games ... also lettered in tennis for three years ... was first-team All-Conference her junior and senior seasons ... team captain during her senior year ... helped her team to back-to-back state championship game appearances ... earned Telegraph Herald Athlete of the Month and Victory Ford Athlete of the Month ... received the Bernie Saggau Athletic Award and the U.S. Army Reserve National Scholar Athlete Award.

PERSONAL

Daughter of Gladys Ressler ... was the National Honor Society Vice President while at Western Dubuque ... earned High Honor Roll all four years ... received the Artistic Achievement Award ... majoring in health promotion.



PLAYER PROFILES

**23****KENNEDY
KIRKPATRICK**JUNIOR
GUARD

5-10

LAWRENCE, KAN.

PRIOR TO UNI (BOWLING GREEN STATE)

Played in 62 career games at Bowling Green State University ... graduated in May 2016 with a degree in biology ... two-time academic All-MAC team selection ... played in all 28 games off the bench in 2015-16, averaging 14.9 minutes per game ... averaged 4.2 points, 1.7 rebounds and 1.3 assists per outing ... was third on the team in assists and fifth in total minutes played in 2015-16 ... played in 29 of BGSU's 30 games in 2014-15, starting the final five ... averaged 5.1 points and 1.5 rebounds per game while shooting 38-percent from the arc ... also saw action in five games during the 2013-14 season before redshirting.

HIGH SCHOOL (FREE STATE)

Four-year letterwinner at Free State High School ... finished her high school career with 1,046 points and 254 assists, setting the school record in the assists ... averaged 13.2 points, four rebounds and 4.1 assists per game as a senior, helping the Firebirds to a 16-6 record and the sub state championship game ... earned All-Sunflower League First-Team honors for the third consecutive year, and also was named to the all-state 6A (large-school division) team for the third-straight season ... named to the all-state first team once and the second team twice ... played in the Missouri/Kansas All-Star game, leading the Kansas team with 14 points ... a two-year basketball team captain ... averaged 18.4 points, 4.3 boards and 3.2 assists as a junior as the Firebirds set a school record with 16 wins ... averaged 15 ppg as a soph ... in addition to assists, also set school career records for field goals and three-point field goals made, and broke the single-game and single-season assists records as well ... also lettered in volleyball ... National Honor Society member.

PERSONAL

Daughter of Jeff and Janette Kirkpatrick ... has a younger brother ... played AAU basketball for the Missouri Valley Eclipse ... will be pursuing her MBA at UNI.



PLAYER PROFILES



24

MIKAELA MORGAN

SOPHOMORE

GUARD

5-10

CORALVILLE, IOWA

2015-16 (FRESHMAN)

Played in 33 games as a true freshman ... averaged 13.6 minutes, 29 points and 1.8 rebounds per game ... scored eight points in her first collegiate game against Rockhurst (11/15), shooting 60 percent from the floor ... had a game-high 11 rebounds along with seven points against Iowa (11/22) ... recorded three rebounds, two assists and five points against Southern Illinois (1/3) ... went perfect from the free throw line in back-to-back games against Illinois State (2/14) and Drake (2/19) ... tied her career-high in points with eight against Southern Illinois (3/12), adding two boards and a season-high two steals.

HIGH SCHOOL (IOWA CITY WEST)

Earned first-team All-Mississippi Valley Conference as a junior ... was selected to the IBCA All-Region and All-District teams during the 2013-14 season, along with the INA and IBCA All-State third-team ... also earned All-Mississippi Valley Conference honorable mention as a sophomore.

PERSONAL

Daughter of Michael and Cris Morgan ... father, Michael, played basketball at Iowa (1985-88) and her mother, Cris, played basketball at Drake (1986-88) ... older brother, Jeremy, is a starting guard for the UNI men's basketball team ... majoring in elementary education.



PLAYER PROFILES

2015-16 (FRESHMAN)

Redshirted ... earned a spot on the MVC Honor Roll.

HIGH SCHOOL (MEDIAPOLIS)

Finished her career at Mediapolis High School ranked first in career rebounds (791) and season rebounds (296), second in career assists (401) and steals (295), sixth in career blocks (101) and eighth in career points (863) ... is a three-time IGCA and IBCA All-District selection ... two-time IGCA All-State first-team honoree and Des Moines Register second-team selection ... earned IBCA and INA All-State second-teams as a junior ... is a three-time All-Hawk Eye Newspaper first-team honoree, along with an honorable mention nod as a freshman ... was also All-conference first-team three years in a row, earning honorable mention as a freshman ... started all 23 games as a sophomore, helping her team to a 21-2 record ... averaged 11 points, 9.3 rebounds, 5.4 assists, 3.5 steals along with a 50 percent shooting average per game during her junior season ... led the team in rebounds, assists and steals on the way to a semifinals appearance and a 24-2 record during the 2013-14 season ... helped her team to a 25-1 record her senior season, going 18-0 in conference play ... was a Southeast Iowa Senior All-Star game, IGCA All-Star game and IBCA All-Star game participant after averaging 11.4 rebounds per game as a senior.

PERSONAL

Daughter of Bill and Cheryl Hillyard ... has three siblings, Hannah, Haley and Helaina ... was a member of the National Honor Society and was the student body and student council president at Mediapolis HS ... selected to the honor roll all four years of high school ... volunteered at local youth basketball camps ... majoring in biology.



32

HEIDI HILLYARD

REDSHIRT FRESHMAN

FORWARD

6-0

BURLINGTON, IOWA



PLAYER PROFILES



34

TAYLOR HAGEN

SOPHOMORE

FORWARD

6-1

BLOOMING PRAIRIE, MINN.

2015-16 (FRESHMAN)

Saw action in 24 games as a true freshman ... averaged 5.2 minutes and 1.3 points per game ... scored six points while shooting 66-percent from the floor against Iowa (11/22) ... had two rebounds and four points against No. 25 Seton Hall (11/27) ... had a career-high three assists in UNI's win over North Dakota (12/5) ... recorded two points and two rebounds against Bradley (2/26) ... also notched an offensive rebound against Southern Illinois (3/12) ... was named to the MVC Honor Roll.

HIGH SCHOOL (BLOOMING PRAIRIE)

Holds the school record in career points (1,551) and rebounds (914) ... holds three of the top-five season records for points and two season records for rebounds ... was voted team MVP as a junior and senior ... is a four-time All-Conference selection ... averaged 16.3 points and 9.4 rebounds per game as a senior ... earned player of the week honors from her local media ... helped her team to a conference championship her senior season ... was named Player of the Year by the Owatonna Peoples Press.

PERSONAL

Daughter of David and Joan Hagen ... majoring in communication disorders ... was her class Valedictorian and student body president ... was a member of the National Honor Society ... volunteered on a mission trip to New Orleans after Hurricane Katrina ... also volunteered in her church's nursery.



PLAYER PROFILES

HIGH SCHOOL (PEWAUKEE)



41

ABBY GERRITS

FRESHMAN

GUARD

5-10

PEWAUKEE, WIS.

Lettered in basketball at Pewaukee High School ... is a four-time unanimous first-team all-conference selection, becoming the first women's basketball player to achieve four all-conference selections in school history ... selected as the Woodland Conference Player of the Year as a senior after also earning the recognition as a sophomore ... was also named the Wis Sports Top Wing Player in the state of Wisconsin ... earned WBCA All-State Division II and was named Team MVP four consecutive seasons ... was an AP all-state selection ... selected to the All-Area team by Waukesha Freeman Newspaper her freshman, sophomore and junior seasons ... also named to the all-area team by the Milwaukee Journal Sentinel for two consecutive seasons ... was a three-year team captain, also earning Most Dedicated and the Coaches Award ... finished her career with 1,496 points, becoming the all-time leading scorer in school history ... ranks No. 2 in career steals, No. 3 in career rebounds and No. 4 in career assists on the way to leading her team to a 77-20 record over four seasons ... also lettered in track and field ... was named girls track MVP three years in a row ... top track point scorer two consecutive years, earning first-team all-conference after also winning the conference title in the 400 meters.

PERSONAL

Daughter of Anne and Sam Gerrits ... has one brother, Matthew ... was a scholar-athlete at Pewaukee High School ... member of the leadership club ... was awarded the Opie Award, given to the top high school athlete at Pewaukee.



PLAYER PROFILES

HIGH SCHOOL (PEWAUKEE)

Lettered in basketball at Western Dubuque High School ... averaged 13.1 points, 9.8 rebounds and shot 52.4 percent from the field as a junior (2014-15) ... is the Iowa Class 4A leader in rebounds and ranked fifth in blocks ... holds the school record in career rebounds (729), rebounds in a game (21), defensive career rebounds (485), career offensive rebounds (244) and career blocked shots (181) ... was named the Telegraph Herald Co-Player of the Year with current UNI guard Rose Simon-Ressler as a junior ... a two-time IGCA, INA and Des Moines Register All-State selection ... earned IBCA All-Region as a freshman, sophomore junior, also being selected to the WaMAC All-Conference team three consecutive seasons ... also lettered in volleyball and track and field.

PERSONAL

Daughter of Bruce and Lori Maahs ... has two siblings, McKenzie and Madison ... undecided on a major ... was student body president at Western Dubuque and was chosen for the Dubuque Area Leadership Council ... was a part of the High Honor Roll all four years of high school.



50

MEGAN MAAHS

FRESHMAN

FORWARD

6-1

EPWORTH, IOWA



2016-17 OPPONENTS





2016-17 OPPONENT CAPSULES

GAME 1	IUPUI
	Nov. 11, 2016 Indianapolis, Ind. The Jungle

Location..... Indianapolis, Ind.
 Founded..... 1869
 Nickname..... Jaguars
 Colors..... Red, Gold & Black
 Enrollment..... 30,690
 Facility (Capacity)..... The Jungle (1,215)
 2016 Record..... 21-11
 2016 Conference Record..... 11-5
 Head Coach Record (Yrs)..... 96-92 (6)
 2016 Postseason..... WNIT (2nd Round)

SERIES VS. IUPUI


Series History..... 0-0
 In Indianapolis..... 0-0
 In Cedar Falls..... 0-0
 First Meeting..... --
 Last Meeting..... --
 Last UNI Win..... --
 Last IUPUI Win..... --
 Warren vs. IUPUI..... 0-0
 Parkingson vs. UNI..... 0-0

GAME 4	OKLAHOMA STATE
	Nov. 23, 2016 Stillwater, Okla. Gallagher Iba

Location..... Stillwater, Okla.
 Founded..... 1890
 Nickname..... Cowgirls
 Colors..... Orange & Black
 Enrollment..... 24,551
 Facility (Capacity)..... Gallagher-Iba Arena
 2016 Record..... 21-10
 2016 Conference Record..... 11-7
 Head Coach Record (Yrs)..... 109-54 (5)
 2016 Postseason..... NCAA (1st Round)

SERIES VS. OKLAHOMA STATE


Series History..... OSU leads, 1-0
 In Stillwater..... 1-0, OSU
 In Cedar Falls..... 0-0
 First Meeting (1999)..... OSU 73-UNI 55
 Last Meeting (1999)..... OSU 73-UNI 55
 Last UNI Win..... --
 Last OSU Win (1999)..... OSU 73-UNI 55
 Warren vs. OSU..... 0-0
 Littell vs. UNI..... 0-0

GAME 2	IOWA STATE
	Nov. 15, 2016 Ames, Iowa Hilton Coliseum

Location..... Ames, Iowa
 Founded..... 1869
 Nickname..... Cyclones
 Colors..... Cardinal & Gold
 Enrollment..... 36,001
 Facility (Capacity)..... Hilton Coliseum (14,356)
 2016 Record..... 13-17
 2016 Conference Record..... 5-13
 Head Coach Record (Yrs)..... 447-223 (21)
 2016 Postseason..... --

SERIES VS. IOWA STATE

Series History..... 35-7, Iowa State Leads
 In Ames..... 16-0, ISU
 In Cedar Falls..... 15-6, ISU
 First Meeting (1974)..... ISU 73-UNI 38
 Last Meeting (2015)..... ISU 84-UNI 75
 Last UNI Win (2002)..... UNI 65-ISU 58
 Last ISU Win (2015)..... ISU 84-UNI 75
 Warren vs. ISU..... 0-8
 Fennelly vs. UNI..... 8-0

GAME 5	IDAHO
	Nov. 25, 2016 Phoenix, Ariz. GCU Arena

Location..... Moscow, Idaho
 Founded..... --
 Nickname..... Vandals
 Colors..... Silver and Vandal Gold
 Enrollment..... 11,543
 Facility (Capacity)..... Cowan Spectrum (5,000)
 2016 Record..... 24-10
 2016 Conference Record..... 13-5
 Head Coach Record (Yrs)..... 131-121 (8)
 2016 Postseason..... NCAA (1st Round)

SERIES VS. IDAHO


Series History..... 0-0
 In Moscow..... 0-0
 In Cedar Falls..... 0-0
 First Meeting..... --
 Last Meeting..... --
 Last UNI Win..... --
 Last Idaho Win..... --
 Warren vs. Idaho..... 0-0
 Newlee vs. UNI..... 0-0

GAME 3	WISCONSIN-PARKSIDE
	Nov. 20, 2016 Cedar Falls, Iowa McLeod Center

Location..... Somers, Wis.
 Founded..... 1969
 Nickname..... Rangers
 Colors..... Green & Black
 Enrollment..... 4,489
 Facility (Capacity)..... DeSimone Gym (2,120)
 2016 Record..... 13-14
 2016 Conference Record..... 7-11
 Head Coach Record (Yrs)..... 43-40 (4)
 2016 Postseason..... --

SERIES VS. WISCONSIN-PARKSIDE

Series History..... 0-0
 In Parkside..... 0-0
 In Cedar Falls..... 0-0
 First Meeting..... --
 Last Meeting..... --
 Last UNI Win..... --
 Last UW-P Win..... --
 Warren vs. UW-P..... 0-0
 Parkingson vs. UNI..... 0-0

GAME 6	DENVER
	Nov. 26, 2016 Phoenix, Ariz. GCU Arena

Location..... Denver, Colo.
 Founded..... 1864
 Nickname..... Pioneers
 Colors..... Crimson & Gold
 Enrollment..... 11,767
 Facility (Capacity)..... Magness Arena (7,200)
 2016 Record..... 5-25
 2016 Conference Record..... 3-13
 Head Coach Record (Yrs)..... 36-88 (4)
 2016 Postseason..... WNIT (1st Round)

SERIES VS. DENVER

Series History..... 0-0
 In Denver..... 0-0
 In Cedar Falls..... 0-0
 First Meeting..... --
 Last Meeting..... --
 Last UNI Win..... --
 Last Denver Win..... --
 Warren vs. Denver..... 0-0
 Cremeans vs. UNI..... 0-0




2016-17 OPPONENT CAPSULES

GAME 7	SOUTH DAKOTA STATE
	Dec. 1, 2016 Cedar Falls, Iowa McLeod Center

Location.....Brookings, S.D.
 Founded.....1881
 Nickname.....Jackrabbits
 Colors.....Yellow & Blue
 Enrollment.....12,613
 Facility (Capacity).....Frost Arena (6,063)
 2016 Record.....27-7
 2016 Conference Record.....13-3
 Head Coach Record (Yrs).....392-133 (16)
 2016 Postseason.....NCAA (2nd Round)

SERIES VS. SOUTH DAKOTA STATE


Series History.....SDSU leads, 7-3
 In Brookings.....4-2, SDSU
 In Cedar Falls.....3-1, SDSU
 First Meeting (1979).....UNI 69-SDSU 64
 Last Meeting (2015).....SDSU 89-UNI 86
 Last UNI Win (2010).....UNI 81-SDSU 60
 Last SDSU Win (2015).....SDSU 89-UNI 86
 Warren vs. SDSU.....1-6
 Johnston vs. UNI.....7-3

GAME 10	NORTH DAKOTA
	Dec. 18, 2016 Cedar Falls, Iowa McLeod Center

Location.....Grand Forks, N.D.
 Founded.....1883
 Nickname.....Fighting Hawks
 Colors.....Kelly Green & White
 Enrollment.....14,951
 Facility (Capacity).....Betty Engelstad Center (3,140)
 2016 Record.....19-14
 2016 Conference Record.....13-5
 Head Coach Record (Yrs).....69-56 (4)
 2016 Postseason.....WBI (2nd Round)

SERIES VS. NORTH DAKOTA


Series History.....UNI leads, 3-2
 In Grand Forks.....2-0, ND
 In Cedar Falls.....2-0, UNI
 First Meeting (1978).....UNI 68-ND 50
 Last Meeting (2015).....ND 64-UNI 59
 Last UNI Win (2013).....UNI 61-ND 56
 Last ND Win (2015).....ND 64-UNI 59
 Warren vs. North Dakota.....2-2
 Brewster vs. UNI.....1-1

GAME 8	IOWA
	Dec. 4, 2016 Iowa City, Iowa Carver-Hawkeye Arena

Location.....Iowa City, Iowa
 Founded.....1847
 Nickname.....Hawkeyes
 Colors.....Black & Gold
 Enrollment.....31,387
 Facility (Capacity).....Carver-Hawkeye Arena (15,400)
 2016 Record.....19-14
 2016 Conference Record.....8-10
 Head Coach Record (Yrs).....323-188 (16)
 2016 Postseason.....WNIT (1st Round)

SERIES VS. IOWA

Series History.....Iowa leads, 19-2
 In Iowa City.....9-1, Iowa
 In Cedar Falls.....10-1, Iowa
 First Meeting (1975).....Iowa 83-UNI 39
 Last Meeting (2015).....Iowa 80-UNI 65
 Last UNI Win (2006).....UNI 83-Iowa 62
 Last Iowa Win (2015).....Iowa 80-UNI 65
 Warren vs. Iowa.....0-9
 Bluder vs. UNI.....13-1

GAME 11	KANSAS STATE
	Dec. 22, 2016 Cedar Falls, Iowa McLeod Center

Location.....Mahattan, Kan.
 Founded.....1863
 Nickname.....Wildcats
 Colors.....Purple, Silver & White
 Enrollment.....24,146
 Facility (Capacity).....Bramlage Coliseum (12,528)
 2016 Record.....19-13
 2016 Conference Record.....8-10
 Head Coach Record (Yrs).....38-27 (2)
 2016 Postseason.....NCAA (2nd Round)

SERIES VS. KANSAS STATE

Series History.....KSU leads, 1-0
 In Manhattan.....1-0, KSU
 In Cedar Falls.....0-0
 First Meeting (1992).....KSU 61-UNI 55
 Last Meeting (1992).....KSU 61-UNI 55
 Last UNI Win.....--
 Last KSU Win (1992).....KSU 61-UNI 55
 Warren vs. KSU.....0-0
 Mittie vs. UNI.....0-0

GAME 9	CREIGHTON
	Dec. 10, 2016 Cedar Falls, Iowa McLeod Center

Location.....Omaha, Neb.
 Founded.....1878
 Nickname.....Bluejays
 Colors.....Blue & White
 Enrollment.....8,236
 Facility (Capacity).....D.J. Sokol Arena (2,500)
 2016 Record.....14-17
 2016 Conference Record.....8-10
 Head Coach Record (Yrs).....269-183 (14)
 2016 Postseason.....WNIT (1st Round)

SERIES VS. CREIGHTON

Series History.....Creighton leads, 36-16
 In Omaha.....22-3, CU
 In Cedar Falls.....13-11, CU
 First Meeting (1987).....CU 82-UNI 75
 Last Meeting (2015).....CU 69-UNI 61
 Last UNI Win (2011).....UNI 60-CU 52
 Last CU Win (2015).....CU 69-UNI 61
 Warren vs. CU.....4-11
 Flannery vs. UNI.....17-9

GAMES 12 & 29	MISSOURI STATE
	Dec. 30, 2016 March 4, 2017 JQH Arena McLeod Center

Location.....Springfield, Mo.
 Founded.....1905
 Nickname.....Lady Bears
 Colors.....Maroon & White
 Enrollment.....26,000
 Facility (Capacity).....JQH Arena (11,000)
 2016 Record.....24-10
 2016 Conference Record.....14-4
 Head Coach Record (Yrs).....56-42 (3)
 2016 Postseason.....NCAA (1st Round)

SERIES VS. MISSOURI STATE

Series History.....MSU leads, 46-26
 In Springfield.....26-7, MSU
 In Cedar Falls.....19-17, MSU
 First Meeting (1980).....UNI 74-MSU 71
 Last Meeting (2016).....MSU 71-UNI 58
 Last UNI Win (2016).....UNI 65-MSU 60
 Last MSU Win (2016).....MSU 71-UNI 58
 Warren vs. MSU.....12-8
 Harper vs. UNI.....3-4



2016-17 OPPONENT CAPSULES

GAMES 13 & 28	WICHITA STATE
	Jan. 1, 2017 March 2, 2017 Charles Koch Arena McLeod Center

Location.....Wichita, Kan.
 Founded.....1895
 Nickname.....Shockers
 Colors.....Black & Yellow
 Enrollment.....15,003
 Facility (Capacity).....Charles Koch Arena (10,506)
 2016 Record.....8-22
 2016 Conference Record.....5-13
 Head Coach Record (Yrs).....155-105 (8)
 2016 Postseason.....--

SERIES VS. WICHITA STATE

Series History.....UNI leads, 37-35
 In Wichita.....19-14, WSU
 In Cedar Falls.....19-14, UNI
 First Meeting (1984).....WSU 100-UNI 57
 Last Meeting (2016).....UNI 69-WSU 48
 Last UNI Win (2016).....UNI 69-WSU 48
 Last WSU Win (2015).....WSU 56-UNI 42
 Warren vs. WSU.....11-11
 Adams-Birch vs. UNI.....11-8

GAMES 16 & 24	ILLINOIS STATE
	Jan. 13, 2017 Feb. 12, 2017 Redbird Arena McLeod Center

Location.....Normal, Ill.
 Founded.....1857
 Nickname.....Redbirds
 Colors.....Red & White
 Enrollment.....21,039
 Facility (Capacity).....Redbird Arena (10,000)
 2016 Record.....8-22
 2016 Conference Record.....6-12
 Head Coach Record (Yrs).....20-70 (3)
 2016 Postseason.....--

SERIES VS. ILLINOIS STATE


Series History.....ILS leads, 41-31
 In Normal.....24-12, ILS
 In Cedar Falls.....17-16, UNI
 First Meeting (1976).....UNI 70-ILS 55
 Last Meeting (2016).....UNI 61-ILS 35
 Last UNI Win (2016).....UNI 61-ILS 35
 Last ILS Win (2014).....ILS 65-UNI 63
 Warren vs. ILS.....11-9
 Smith vs. UNI.....1-6

GAMES 14 & 22	SOUTHERN ILLINOIS
	Jan. 6, 2017 Feb. 5, 2017 McLeod Center SIU Arena

Location.....Carbondale, Ill.
 Founded.....1869
 Nickname.....Salukis
 Colors.....Maroon & White
 Enrollment.....15,987
 Facility (Capacity).....SIU Arena (8,339)
 2016 Record.....20-13
 2016 Conference Record.....12-6
 Head Coach Record (Yrs).....42-51 (3)
 2016 Postseason.....--

SERIES VS. SOUTHERN ILLINOIS


Series History.....UNI leads, 36-32
 In Carbondale.....18-15, SIU
 In Cedar Falls.....19-14, UNI
 First Meeting (1984).....SIU 79-UNI 47
 Last Meeting (2016).....UNI 67-SIU 43
 Last UNI Win (2016).....UNI 67-SIU 43
 Last SIU Win (2016).....SIU 65-UNI 60
 Warren vs. SIU.....17-3
 Stein vs. UNI.....2-6

GAMES 17 & 23	BRADLEY
	Jan. 15, 2017 Feb. 10, 2017 Renaissance Coliseum McLeod Center

Location.....Peoria, Ill.
 Founded.....1897
 Nickname.....Braves
 Colors.....Red & White
 Enrollment.....5,700
 Facility (Capacity).....Renaissance Coliseum (4,200)
 2016 Record.....9-22
 2016 Conference Record.....4-14
 Head Coach Record (Yrs).....0-0
 2016 Postseason.....--

SERIES VS. BRADLEY

Series History.....UNI leads, 35-34
 In Peoria.....22-11, BU
 In Cedar Falls.....20-12, UNI
 First Meeting (1984).....BU 104-UNI 55
 Last Meeting (2016).....UNI 46-BU 45
 Last UNI Win (2016).....UNI 46-BU 45
 Last Bradley Win (2012).....BU 75-UNI 61
 Warren vs. BU.....17-4
 Gorski vs. UNI.....0-0

GAMES 15 & 21	EVANSVILLE
	Jan. 8, 2017 Feb. 3, 2017 McLeod Center Ford Center

Location.....Evansville, Ind.
 Founded.....1854
 Nickname.....Purple Aces
 Colors.....Purple, White & Orange
 Enrollment.....--
 Facility (Capacity).....Ford Center (9,640)
 2016 Record.....3-28
 2016 Conference Record.....1-17
 Head Coach Record (Yrs).....1-3 (Interim)
 2016 Postseason.....--

SERIES VS. EVANSVILLE

Series History.....UNI leads, 29-19
 In Evansville.....11-11
 In Cedar Falls.....17-5, UNI
 First Meeting (1995).....EU 69-UNI 59
 Last Meeting (2016).....UNI 89-EU 44
 Last UNI Win (2016).....UNI 89-EU 44
 Last EU Win (2014).....EU 59-UNI 50
 Warren vs. EU.....15-4
 Ruffing vs. UNI.....0-0

GAMES 18 & 26	INDIANA STATE
	Jan. 20, 2017 Feb. 19, 2017 McLeod Center Hulman Center

Location.....Terre Haute, Ind.
 Founded.....1865
 Nickname.....Sycamores
 Colors.....Blue & White
 Enrollment.....13,183
 Facility (Capacity).....Hulman Center (10,200)
 2016 Record.....13-17
 2016 Conference Record.....9-9
 Head Coach Record (Yrs).....30-30 (2)
 2016 Postseason.....--

SERIES VS. INDIANA STATE

Series History.....INS leads, 41-28
 In Terre Haute.....23-10, INS
 In Cedar Falls.....17-16, UNI
 First Meeting (1984).....INS 68-UNI 65
 Last Meeting (2016).....UNI 61-INS 45
 Last UNI Win (2016).....UNI 61-INS 45
 Last INS Win (2014).....INS 85-UNI 72
 Warren vs. INS.....11-8
 Wells vs. UNI.....0-4



2016-17 OPPONENT CAPSULES

GAMES 19 & 25

LOYOLA



Jan. 22, 2017 | Feb. 17, 2017
McLeod Center | Gentile Arena

Location.....Chicago, Ill.
Founded.....1870
Nickname.....Ramblers
Colors.....Maroon & Gold
Enrollment.....15,957
Facility (Capacity).....Gentile Arena (4,963)
2016 Record.....14-16
2016 Conference Record.....10-8
Head Coach Record (Yrs).....0-0
2016 Postseason.....--

SERIES VS. LOYOLA

Series History.....UNI leads, 5-3
In Chicago.....2-2
In Cedar Falls.....3-1, UNI
First Meeting (1983).....LU 94-UNI 58
Last Meeting (2016).....UNI 63-LU 52
Last UNI Win (2016).....UNI 63-LU 52
Last Loyola Win (2016).....LU 64-UNI 60
Warren vs. Loyola.....5-1
Achter vs. UNI.....0-0

GAMES 20 & 27

DRAKE



Jan. 27, 2017 | Feb. 24, 2017
McLeod Center | Knapp Center

Location.....Des Moines, Iowa
Founded.....1881
Nickname.....Bulldogs
Colors.....Blue & White
Enrollment.....5,348
Facility (Capacity).....Knapp Center (7,153)
2016 Record.....23-10
2016 Conference Record.....14-4
Head Coach Record (Yrs).....71-56 (4)
2016 Postseason.....WNIT (2nd Round)

SERIES VS. DRAKE

Series History.....Drake leads, 56-24
In Des Moines.....32-8, Drake
In Cedar Falls.....21-16, Drake
First Meeting (1975).....UNI 84-DU 39
Last Meeting (2016).....UNI 64-DU 58
Last UNI Win (2016).....UNI 64-DU 58
Last Drake Win (2015).....DU 87-UNI 67
Warren vs. Drake.....11-8
Baranczyk vs. UNI.....5-4



ALL-TIME SERIES HISTORY

Akron (1-1 | A: 0-1 | N: 1-0)

11/18/14	L	82-73	A
12/13/15	W	59-51	N

Alabama (0-1 | N: 0-1)

11/29/08	L	76-56	N
----------	---	-------	---

Arizona State (0-2 | A: 0-1, N: 0-1)

12/18/93	L	84-69	A
11/23/12	L	66-63	N

Arkansas (1-0 | A: 1-0)

12/7/01	W	66-63	A
---------	---	-------	---

Arkansas State (2-1 | H: 1-0, A: 1-1)

11/29/08	L	76-56	N
----------	---	-------	---

Augustana (1-1 | H: 0-1, A: 1-0)

2/11/81	L	58-55	H
12/12/81	W	66-52	A

Ball State (0-1 | A: 0-1)

3/24/13	L	53-48	A
---------	---	-------	---

Baylor (0-1 | A: 0-1)

3/20/03	L	58-56	A
---------	---	-------	---

Bradley (35-34 | H: 20-12, A: 11-22, N: 4-0)

2/2/84	L	104-55	A
3/2/84	L	77-76	H
1/4/85	L	99-70	H
3/4/85	L	87-74	A
1/4/86	L	75-63	A
3/3/86	L	98-75	H
1/17/87	L	86-68	A
2/12/87	L	90-82	H
1/14/88	W	87-79	H
2/13/88	L	98-72	A
1/26/89	L	60-57	A
2/25/89	W	76-62	H
1/2/90	L	68-62	H
3/3/90	L	88-68	A
1/4/91	L	75-60	A
2/28/91	L	90-50	H
1/25/92	L	87-75	A
2/20/92	L	81-78	H
1/11/93	L	79-73	A
2/27/93	W	87-75	H
1/15/94	L	89-73	A
2/11/94	L	73-53	H
1/4/95	L	87-48	A
3/4/95	L	72-56	H
1/27/96	L	75-63	H
2/24/96	W	87-82 (OT)	A
1/18/97	L	69-65	A
2/15/97	L	58-51	H
1/24/98	W	89-71	H
2/21/98	L	60-57	A
1/4/99	W	66-55	A

1/28/99	W	78-61	H
1/22/00	W	70-59	H
2/19/00	W	71-57	A
1/13/01	W	80-52	H
2/10/01	L	70-65	A
1/12/02	W	70-68 (OT)	H
2/9/02	L	68-52	A
1/19/03	W	80-64	H
2/15/03	L	76-72	A
3/13/03	W	72-62	N
1/17/04	L	53-52	H
2/14/04	L	76-70	A
1/8/05	W	74-66	A
2/5/05	W	60-49	H
1/21/06	W	82-68	H
2/17/06	W	67-64	A
12/29/06	W	74-47	H
3/3/07	W	64-55	A
1/3/08	L	79-63	A
1/17/09	W	92-76	H
2/14/09	L	69-58	A
1/15/10	L	74-62	A
2/13/10	W	84-60	H
3/12/10	W	70-50	N
1/29/11	W	58-34	H
2/25/11	W	71-61	A
3/11/11	W	87-57	N
1/20/12	W	71-57	H
2/17/12	L	75-61	A
1/18/13	W	77-72	A
2/16/13	W	70-45	H
1/24/14	W	78-65	H
2/23/14	W	81-77	A
1/2/15	W	70-51	A
3/7/15	W	74-68	H
1/31/16	W	55-47	A
2/26/16	W	65-41	H
3/11/16	W	46-45	N

Briar Cliff (1-0 | N: 1-0)

3/5/71	W	69-34	N
--------	---	-------	---

Brigham Young (1-1 | H: 1-0, A: 0-1)

12/11/99	W	70-45	H
12/7/00	L	69-68 (OT)	A

Buena Vista (3-0 | H: 1-0, A: 1-0, N: 1-0)

2/1/74	W	54-49	A
3/1/74	W	48-46	N
1/25/75	W	86-43	H

Buffalo (0-2 | H: 0-1, A: 0-1)

12/28/95	L	73-65	A
11/26/96	L	75-67	H

Butler (1-1 | N: 1-1)

11/27/99	L	74-58	N
11/28/09	W	65-60	N

Cal State-Fullerton (1-0 | A: 1-0)

11/24/97	W	84-74	A
----------	---	-------	---

Cal State-Northridge (1-0 | A: 1-0)

12/22/96	W	77-51	A
----------	---	-------	---

Canisius (1-0 | N: 1-0)

12/4/98	W	86-79	N
---------	---	-------	---

Central (2-2 | H: 1-0, A: 1-1, N: 0-1)

11/24/79	L	62-59	N
1/7/82	W	71-64	A
2/9/82	W	74-53	H
1/18/83	L	73-61	A

Central Florida (1-0 | N: 1-0)

11/23/01	W	76-57	N
----------	---	-------	---

Central Michigan (1-0 | N: 1-0)

2/5/77	W	69-48	N
--------	---	-------	---

Central Missouri (0-2 | A: 0-1, N: 0-1)

2/5/77	L	66-62	N
11/21/83	L	88-61	A

Central Missouri State (3-2 | H: 2-1, N: 1-1)

2/1/69	W	40-29	H
2/11/73	W	67-64	H
3/10/73	L	49-40	N
1/31/76	W	78-68	N
11/25/89	L	86-66	H

Chicago State (12-1 | H: 6-1, A: 6-0)

12/20/86	L	82-76	H
12/12/87	W	68-48	A
1/18/89	W	95-37	H
2/1/90	W	77-58	H
12/8/90	W	63-54	A
2/25/93	W	95-61	H
1/22/94	W	80-62	A
12/8/97	W	89-55	H
11/14/98	W	86-51	A
12/28/04	W	64-46	A
12/18/05	W	60-53	H
11/14/11	W	88-54	A
12/4/12	W	81-41	H

Clarke (1-0 | H: 1-0)

2/13/76	W	66-38	H
---------	---	-------	---

Colorado (1-0 | A: 1-0)

11/25/05	W	74-65 (OT)	A
----------	---	------------	---



ALL-TIME SERIES HISTORY

Colorado State (5-2 | H: 3-0, A: 2-1, N: 0-1)

12/10/88	L	60-56	N
12/29/90	W	53-49	A
12/29/91	W	71-68	H
11/9/07	W	72-58	H
12/14/08	L	55-53	A
11/12/10	W	74-50	A
11/11/11	W	61-50	H

Concordia (1-0 | N: 1-0)

1/9/81	W	87-59	N
--------	---	-------	---

Creighton (16-36 | H: 11-13, A: 3-22, N: 2-1)

2/3/87	L	82-75	H
12/5/87	L	113-72	A
2/20/90	W	107-80	H
12/2/90	L	93-58	A
12/20/91	L	87-61	H
1/25/93	L	90-66	H
2/4/92	L	76-41	A
3/4/93	L	86-73	A
1/29/94	L	81-68	H
2/24/94	L	91-62	A
1/7/95	L	83-62	H
2/5/95	L	83-68	A
1/11/96	L	73-67	A
2/10/96	W	78-76	H
1/3/97	L	73-68	A
1/30/97	W	75-71	H
12/28/97	L	82-66	A
2/26/98	W	78-72	H
1/16/99	W	64-59	H
2/16/99	W	66-55	A
2/22/00	L	78-72	H
3/2/00	L	66-59	A
1/26/01	W	71-61	H
2/22/01	L	78-64	A
1/17/02	L	59-51	A
2/15/02	L	75-65	H
1/5/03	L	86-65	A
3/8/03	W	63-55	H
1/25/04	L	81-64	A
2/20/04	L	69-56	H
3/11/04	W	71-65	N
1/27/05	L	78-73 (OT)	A
2/26/05	W	65-58	H
12/29/05	L	67-64 (OT)	H
3/4/06	L	61-56	A
1/4/07	W	56-53	A
2/3/07	W	78-72 (OT)	H
1/24/08	L	71-63	A
2/21/08	L	69-51	H
1/23/09	L	62-44	A
2/21/09	L	67-59 (OT)	H
1/24/10	L	62-58	A
2/20/10	W	73-57	H
3/14/10	W	54-53	N
1/13/11	W	58-57	A
2/10/11	W	60-52	H

1/27/12	L	65-50	A
2/24/12	L	74-48	H
3/9/12	L	53-46	N
1/25/13	L	54-40	A
2/21/13	L	73-66	H
12/22/15	L	69-61	A

Dartmouth (1-0 | H: 1-0)

12/13/14	W	62-46	H
----------	---	-------	---

DePaul (0-3 | H: 0-1, A: 0-2)

2/11/83	L	59-54 (OT)	A
1/15/85	L	77-59	H
3/16/01	L	76-73 (OT)	A

Detroit (2-0 | H: 1-0, A: 1-0)

12/9/06	W	90-75	A
11/30/07	W	62-35	H

Dordt (1-0 | N: 1-0)

2/22/75	W	64-49	N
---------	---	-------	---

Drake (24-56 | H: 16-21, A: 8-32, N: 0-3)

12/3/75	W	84-39	H
12/13/76	L	76-54	A
2/3/78	L	77-44	A
2/17/78	L	66-45	H
2/24/78	L	93-67	A
11/30/78	L	77-58	H
2/11/79	L	92-60	A
2/22/79	L	107-43	A
12/15/79	L	77-53	A
11/22/80	L	91-63	A
1/27/84	L	85-41	A
2/24/84	L	88-68	H
1/11/85	W	80-79	H
2/8/85	L	114-81	A
1/18/86	L	86-76	H
2/15/86	L	97-60	A
12/30/86	W	64-61	H
2/28/87	L	90-61	A
1/23/88	L	77-53	A
2/20/88	L	67-52	H
1/21/89	L	108-72	A
2/18/89	L	70-61	H
1/6/90	L	77-69	H
2/3/90	L	60-56 (OT)	A
1/12/91	L	81-66	A
2/9/91	L	68-47	H
1/4/92	L	72-58	H
3/7/92	L	69-59	A
1/23/93	L	112-106 (4OT)	A
2/6/93	L	76-71 (OT)	H
1/27/94	L	80-50	H
2/26/94	L	80-64	A
1/9/95	L	88-61	A
2/2/95	L	81-62	H
2/8/96	W	91-88	H
2/20/96	L	77-67	A

1/5/97	L	90-74	A
2/1/97	L	78-73	H
12/30/97	L	99-79	A
2/28/98	L	89-59	H
1/14/99	W	84-73	H
2/21/99	L	81-69	A
1/2/00	L	78-69	A
3/4/00	L	87-46	H
3/10/00	L	80-65	N
1/28/01	L	75-65 (OT)	H
2/24/01	L	91-69	A
1/19/02	W	81-66	A
2/17/02	L	70-58	H
1/2/03	L	62-51	A
3/6/03	W	53-50	H
1/22/04	L	65-58	A
2/22/04	L	59-53	H
3/12/04	L	66-54	N
1/30/05	W	68-54	A
2/24/05	W	66-48	H
12/31/05	W	69-46	H
3/2/06	L	60-58	A
1/6/07	W	61-55	A
2/1/07	W	73-68	H
1/27/08	L	66-63	A
2/23/08	W	72-70	H
1/25/09	L	70-60	A
2/19/09	W	60-58	H
3/13/09	L	68-57	N
1/22/10	W	59-46	A
2/18/10	W	62-43	H
1/15/11	W	89-51	A
2/12/11	W	74-55	H
1/29/12	W	82-77 (OT)	A
2/26/12	W	68-66	H
1/27/13	L	63-55	A
2/23/13	L	82-67	H
2/2/14	L	66-64	H
3/2/14	W	99-97 (OT)	A
1/16/15	L	76-72	H
2/13/15	L	87-67	A
1/24/16	W	79-73	A
2/19/16	W	85-74	H
3/19/16	W	64-58	H

Eastern Illinois (4-17 | H: 4-7, A: 0-10)

12/8/79	L	85-66	H
1/17/80	L	100-71	A
12/6/80	W	78-70	H
1/12/84	L	77-51	A
2/11/84	L	86-57	H
1/19/85	L	79-59	A
2/14/85	L	80-76	H
1/31/86	W	87-78	H
3/1/86	L	80-56	A
1/3/87	L	87-78	A
1/31/87	L	81-70	H
1/7/88	L	78-66	A
2/6/88	L	90-75	H



ALL-TIME SERIES HISTORY

1/7/89	L	69-59	A
2/4/89	W	91-81	H
1/13/90	L	79-67	A
2/8/90	L	77-62	H
1/24/91	L	68-61	H
2/23/91	L	68-64	A
1/9/92	L	74-69	A
2/8/92	W	76-62	H

Eastern Washington (0-1 | H: 0-1)

12/13/84	L	80-60	H
----------	---	-------	---

Emporia State (0-1 | A: 0-1)

1/9/80	L	93-73	A
--------	---	-------	---

Evansville (29-19 | H: 17-5, A: 11-11, N: 1-3)

1/21/95	L	69-59	A
2/16/95	L	68-62	H
1/18/96	W	78-60	H
2/15/96	W	79-77 (OT)	A
12/31/96	W	76-64	H
3/1/97	W	61-58	A
1/19/98	W	80-69	H
2/13/98	W	63-60	A
2/6/99	W	58-54	H
2/11/99	L	60-57	A
1/10/00	L	75-63	A
2/5/00	L	58-52	H
1/4/01	W	72-68	H
2/1/01	L	80-55	A
1/26/02	L	73-69 (OT)	H
2/23/02	L	86-75	A
3/7/02	L	70-69	N
1/31/03	W	74-55	H
2/27/03	W	72-66	A
1/31/04	W	68-52	H
2/27/04	L	76-67	A
1/16/05	L	64-61	A
2/12/05	W	47-44	H
3/10/05	W	58-47	N
1/7/06	L	79-65	A
2/2/06	W	53-47	H
1/11/07	L	56-54	H
2/8/07	L	75-49	A
3/9/07	L	68-57	N
2/2/08	L	57-52	H
2/28/08	L	57-55	A
3/14/08	L	79-56	N
1/9/09	W	62-43	H
2/5/09	W	65-62 (OT)	A
1/9/10	W	99-57	H
2/7/10	W	71-52	A
1/21/11	W	69-37	H
2/19/11	W	69-33	A
1/5/12	W	61-51	A
2/4/12	W	58-53	H
2/2/13	W	75-64	H
3/1/13	W	70-57	A
1/10/14	W	64-56	H

2/8/14	L	59-50	A
1/23/15	W	58-44	A
2/22/15	W	89-44	H

Fairfield (1-0 | N: 1-0)

12/23/04	W	83-77 (OT)	N
----------	---	------------	---

Florida (0-1 | N: 0-1)

11/24/12	L	80-63	N
----------	---	-------	---

Florida Southern (1-0 | A: 1-0)

11/28/87	W	62-55	A
----------	---	-------	---

Georgia Tech (1-0 | N: 1-0)

11/26/15	W	61-58	N
----------	---	-------	---

Graceland (8-2 | H: 4-0, A: 3-2, N: 1-0)

2/1/69	W	42-38	A
12/13/69	W	34-31	H
12/12/70	L	55-42	A
12/11/71	W	46-45	H
2/3/73	L	53-35	A
2/18/73	W	54-49	N
1/19/74	W	77-45	H
12/14/74	W	58-41	A
12/13/75	W	71-40	H
12/11/76	W	78-39	A

Grand View (5-7 | H: 1-2, A: 3-3, N: 1-2)

2/28/74	L	51-42	N
12/6/74	L	65-47	A
2/6/76	L	74-70	H
2/20/76	W	85-79	N
1/29/77	W	74-72	A
1/28/78	W	79-59	A
1/27/79	L	104-58	A
12/15/81	L	76-72	H
1/8/82	W	71-63	A
1/23/82	L	52-51	N
1/19/83	L	79-76 (OT)	A
1/9/85	W	77-73	H

Hampton (0-1 | N: 0-1)

11/25/01	L	67-61	N
----------	---	-------	---

High Point (1-0 | N: 1-0)

11/25/01	L	67-61	N
----------	---	-------	---

Hofstra (0-1 | A: 0-1)

11/28/14	L	61-58 (OT)	A
----------	---	------------	---

Houston (0-2 | H: 0-1, A: 0-1)

11/29/02	L	92-74	A
11/24/03	L	63-58 (OT)	H

Illinois (2-0 | N: 2-0)

12/2/00	W	74-70	N
11/26/05	W	71-47	N

Illinois-Chicago (10-5 | H: 6-2, A: 4-3)

1/17/83	W	91-72	H
2/12/83	W	65-54	A
12/20/83	L	74-44	A
12/19/84	L	84-65	H
12/11/86	W	95-84	H
12/10/87	W	73-55	A
12/21/88	W	65-55	H
12/10/90	L	66-64	A
12/22/91	L	62-60	H
11/17/97	W	87-65	A
11/20/98	W	81-52	H
12/4/03	L	70-61	A
11/20/04	W	72-58	H
12/9/05	W	63-53	A
12/3/06	W	66-50	H

Illinois State (31-41 | H: 17-16, A: 12-24, N: 2-1)

12/3/76	W	70-55	A
1/14/78	L	91-50	A
1/21/84	L	80-60	H
2/16/84	L	75-42	A
2/1/85	L	99-65	A
3/1/85	L	98-68	H
1/9/86	L	86-64	H
2/9/86	L	83-62	A
1/8/87	L	81-65	H
2/7/87	L	79-59	A
1/2/88	L	86-72	H
1/30/88	L	89-67	A
1/14/89	L	93-68	H
2/9/89	L	83-65	A
1/25/90	L	82-68	A
2/24/90	L	81-58	H
1/6/91	L	72-66	H
2/2/91	L	80-63	A
1/16/92	L	79-59	H
2/15/92	L	75-54	A
1/9/93	L	72-67	A
3/1/93	L	67-66	H
1/20/94	L	67-59	A
2/17/94	W	82-78 (OT)	H
1/26/95	W	63-56	H
2/26/95	L	77-51	A
1/4/96	L	76-65	A
2/28/96	L	75-69	H
1/25/97	L	71-61	A
2/22/97	L	68-66	H
1/11/98	L	83-70	A
2/5/98	W	78-68	H
12/30/98	W	65-49	H
2/28/99	L	74-61	A
1/13/00	W	72-53	H
2/10/00	W	73-53	A
1/1/01	W	76-65	A
3/3/01	W	80-76	H
1/4/02	W	53-44	H
1/31/02	W	71-57	A
1/9/03	W	69-55	H



ALL-TIME SERIES HISTORY

Illinois State continued

2/7/03	W	71-59	A
1/2/04	L	83-74	A
3/6/04	W	73-63	H
1/23/05	W	64-56	H
2/17/05	W	69-64	A
3/11/05	L	58-48	A
1/12/06	W	75-69	H
2/10/06	W	61-53	A
3/10/06	W	62-59	N
1/25/07	L	60-58	H
2/25/07	W	74-73 (OT)	A
1/10/08	L	74-53	A
2/7/08	W	64-62	H
2/1/09	L	67-55	H
3/1/09	W	76-73 (OT)	A
1/28/10	L	70-64	H
2/28/10	L	69-66	A
3/13/10	W	61-59	N
1/1/11	L	69-60	A
3/5/11	W	72-54	H
1/14/12	W	79-73	H
2/10/12	L	84-68	A
1/4/13	L	72-41	A
3/9/13	L	66-61	H
1/5/14	W	83-63	A
3/6/14	W	89-70	H
3/14/14	L	65-63	N
1/11/15	W	71-43	H
2/6/15	W	59-52	A
1/15/16	W	65-51	H
2/14/16	W	61-35	A

Ind.-Purdue-Fort Wayne (2-0 | H: 1-0, A: 1-0)

12/11/05	W	62-52	A
12/21/06	W	76-57	H

Indiana State (28-41 | H: 17-16, A: 10-23, N: 1-2)

1/19/84	L	68-65	H
2/18/84	L	70-49	A
2/3/85	L	83-71	A
2/27/85	L	62-58	H
1/11/86	L	73-72	H
2/7/86	L	85-50	A
1/11/87	W	84-78	H
2/5/87	L	81-70	A
1/4/88	L	85-72	H
1/28/88	L	85-80	A
1/12/89	L	72-67	H
2/11/89	L	75-67	A
1/27/90	L	81-68	A
2/22/90	W	69-67	H
1/8/91	W	71-64	H
1/31/91	L	97-76	A
1/18/92	L	58-53	H
2/13/92	L	80-40	A
1/30/93	W	74-69	H
2/11/93	W	78-59	A
1/4/94	L	70-50	A

3/3/94	L	77-63	H
1/28/95	L	70-54	H
2/23/95	L	79-59	A
1/2/96	L	86-70	A
3/2/96	W	76-67	H
1/23/97	W	61-60	A
2/20/97	W	67-61	H
1/9/98	W	72-64	A
2/7/98	L	67-60 (OT)	H
12/28/98	L	63-58	H
2/26/99	W	75-66	A
3/4/99	L	61-58 (OT)	N
1/15/00	W	77-62	H
2/12/00	W	69-66	A
12/30/00	W	64-49	A
3/1/01	W	62-55	H
1/6/02	W	67-61	H
2/2/02	L	70-65	A
1/11/03	L	90-88	H
2/9/03	L	101-73	A
3/14/03	L	83-54	N
1/4/04	L	72-61	A
3/4/04	W	60-58	H
1/21/05	L	74-70	H
2/19/05	L	75-56	A
1/14/06	L	74-62	H
2/12/06	L	53-41	A
1/27/07	W	69-66	H
2/23/07	L	78-54	A
1/12/08	L	73-69 (OT)	A
2/9/08	W	68-65	H
1/30/09	L	66-59	H
2/27/09	L	56-51 (OT)	A
1/30/10	W	85-68	H
2/26/10	L	70-62	A
12/30/10	W	71-46	A
3/3/11	W	73-46	H
1/12/12	L	68-62	H
2/12/12	L	71-60	A
1/6/13	W	54-52	A
3/7/13	W	75-49	H
3/15/13	W	71-60	N
1/3/14	L	60-53	A
3/8/14	L	85-72	H
1/25/15	W	57-55	A
2/20/15	W	64-29	H
1/17/16	W	53-42	H
2/12/16	W	61-45	A

Iowa (2-19 | H: 1-10, A: 1-9)

2/8/75	W	83-39	H
1/27/78	L	74-54	A
11/27/78	L	106-61	A
1/26/79	L	90-55	H
1/26/82	L	74-68	H
1/12/83	L	66-65	A
12/1/83	L	71-64	H
11/26/02	L	98-68	A
12/8/03	L	76-67	H

12/5/04	L	77-50	A
12/21/05	L	65-54	H
12/19/06	W	83-62	A
11/18/07	L	77-67	H
12/11/08	L	72-46	A
11/22/09	L	81-70	H
12/22/10	L	75-64	A
11/19/11	L	78-74	H
12/1/12	L	68-46	A
11/24/13	L	67-60	H
11/25/14	L	73-45	A
11/22/15	L	80-65	H

Iowa State (7-35 | H: 6-15, A: 0-16, N: 1-4)

1/12/74	W	73-38	H
1/18/75	L	72-51	A
2/23/75	W	73-68	N
1/24/76	W	77-50	H
1/25/77	L	86-65	A
2/19/77	L	82-73	N
12/13/77	L	82-71	H
2/25/78	L	87-52	N
12/11/78	L	88-68	H
2/17/79	L	88-64	A
2/23/79	L	95-51	N
12/7/79	L	80-57	H
2/19/83	L	77-66	A
12/9/83	W	73-65	H
12/6/84	L	97-60	A
12/11/85	L	84-70	H
12/2/86	L	76-41	A
12/19/87	L	88-66	H
12/5/89	L	76-52	A
12/16/90	L	67-56	H
12/14/91	L	64-46	A
12/20/92	W	68-50	H
12/6/95	L	96-66	A
12/8/96	W	74-73	H
12/21/97	L	77-60	A
12/20/98	L	80-73	H
12/19/99	L	98-54	A
12/20/00	L	97-73	H
12/22/01	L	95-55	A
12/8/02	W	65-58	H
12/30/03	L	75-48	A
12/11/04	L	68-58	H
12/30/03	L	75-48	A
12/11/04	L	68-58	H
12/17/05	L	61-54	N
11/20/06	L	80-74 (OT)	H
12/18/07	L	69-41	A
11/20/08	L	79-54	H
12/20/09	L	76-51	A
11/21/10	L	69-59	H
12/20/11	L	84-57	A
12/17/12	L	67-59	H
12/4/13	L	83-55	A
12/2/15	L	84-75	H



ALL-TIME SERIES HISTORY

Iowa Wesleyan (5-4 | H: 2-2, A: 2-1, N: 1-1)

2/15/69	L	53-51	H
2/28/70	L	52-48	A
1/9/71	W	52-48	H
3/5/71	L	60-42	N
2/25/72	W	52-49	N
2/9/74	W	75-24	A
12/7/74	L	51-50	H
1/17/76	W	70-46	A
1/15/77	W	64-45	H

Kansas (0-5 | H: 0-2, A: 0-3)

12/6/91	L	82-34	A
2/9/93	L	75-73	H
12/6/94	L	83-38	H
12/2/95	L	95-71	A
3/16/06	L	59-49	A

Kansas State (0-1 | A: 0-1)

12/3/92	L	61-55	A
---------	---	-------	---

Lincoln-Illinois (0-1 | N: 0-1)

1/16/81	L	82-71	N
---------	---	-------	---

Lipscomb (1-0 | N: 1-0)

11/17/01	W	78-68	N
----------	---	-------	---

Loras (8-0 | H: 6-0, A: 1-0, N: 1-0)

11/23/79	W	72-55	N
2/8/80	W	85-57	H
11/24/80	W	90-41	H
1/27/81	W	80-55	A
12/7/81	W	80-66	H
2/11/85	W	82-52	H
1/13/86	W	88-70	H
12/2/87	W	86-66	H

Louisiana-Monroe (1-0 | N: 1-0)

11/26/10	W	65-60	N
----------	---	-------	---

Louisville (0-1 | N: 0-1)

11/27/09	L	81-53	N
----------	---	-------	---

Loyola-Chicago (5-3 | H: 3-1, A: 2-2)

12/17/83	L	94-58	A
12/12/84	L	80-62	H
1/26/14	W	70-59	H
2/23/14	W	73-49	A
1/4/15	W	75-58	A
3/5/15	W	69-64	H
1/29/16	L	64-60	A
2/28/16	W	63-52	H

Luther (14-16 | H: 7-6, A: 4-7, N: 3-3)

12/14/68	W	79-44	H
1/31/70	L	34-31	A
2/20/70	L	59-51	H
2/20/71	L	46-40	A
2/26/71	W	58-50	H

3/6/71	W	47-31	N
1/15/72	W	39-35	A
2/11/72	W	57-42	H
2/26/72	L	49-42	N
1/13/73	W	67-55	A
1/20/73	L	34-27	H
2/17/73	W	31-30	N
12/7/73	W	57-41	H
2/23/74	W	54-39	A
1/17/75	L	81-66	H
2/15/75	L	73-69	A
1/21/76	W	81-53	H
2/4/76	L	68-60	A
2/14/76	W	74-64	H
12/8/76	W	73-57	H
2/2/77	L	73-71	A
2/17/77	L	74-58	N
12/6/77	L	67-57	H
2/4/78	L	57-54	N
2/8/78	L	67-62	A
12/5/78	L	72-57	H
1/31/79	L	71-64	A
12/12/79	L	57-59	H
2/6/80	W	57-50	A
1/19/82	W	74-42	N

Mankato State (2-1 | H: 1-1, N: 1-0)

3/8/73	W	49-37	N
12/5/80	W	80-67	H
12/3/82	L	71-69	H

Marquette (4-2 | H: 1-0, A: 1-2, N: 2-0)

2/12/82	L	72-68	A
1/15/83	W	76-45	H
2/25/87	L	78-64	A
12/19/88	W	68-61	N
11/24/00	W	69-62	N
3/22/13	W	61-59	A

Marycrest (4-0 | H: 2-0, A: 1-0, N: 1-0)

1/28/80	W	78-57	H
12/13/80	W	90-81	A
12/11/81	W	87-59	N
2/1/82	W	95-64	H

Maryland (0-2 | H: 1-0, A: 1-0)

12/6/06	L	77-33	H
12/7/07	L	91-37	A

Memphis (1-0 | N: 1-0)

12/4/99	W	70-60	N
---------	---	-------	---

Miami-Ohio (1-0 | N: 1-0)

11/25/06	W	73-66 (OT)	N
----------	---	------------	---

Michigan State (0-1 | N: 0-1)

3/20/11	L	69-66	N
---------	---	-------	---

Minnesota (0-10 | H: 0-5, A: 0-5)

12/30/93	L	90-59	H
12/10/94	L	89-44	A
12/15/95	L	80-68	H
11/28/01	L	80-64	A
12/22/02	L	69-62	H
11/10/06	L	75-63	A
11/13/07	L	68-57	H
3/25/12	L	88-74	A
12/21/12	L	86-43	A
11/9/14	L	73-55	H

Minnesota-Duluth (1-0 | N: 1-0)

1/23/81	W	73-58	N
---------	---	-------	---

Missouri (0-6 | H: 0-2, A: 0-3, N: 0-1)

11/19/83	L	110-47	A
12/6/86	L	85-54	N
12/9/01	L	79-61	A
12/11/02	L	89-77	H
11/15/09	L	74-57	A
3/19/15	L	69-61	H

Missouri-Kansas City (7-1 | H: 4-0, A: 3-1)

12/1/92	L	57-41	A
11/29/93	W	69-62	H
21/20/94	W	82-61	A
12/17/95	W	68-47	H
11/26/99	W	73-56	A
11/29/00	W	79-60	H
11/22/02	W	74-66	A
12/14/03	W	79-52	H

Missouri State (26-46 | H: 17-19, A: 7-26, N: 1-2)

11/21/80	W	74-71	H
12/4/81	W	71-66	H
1/4/84	L	81-58	H
1/24/85	L	89-65	H
2/23/85	L	98-68	A
1/25/86	W	82-81	A
2/20/86	W	80-74	H
1/26/87	L	93-82	H
2/19/87	L	95-63	A
12/31/87	L	85-66	A
2/25/88	W	90-80	H
1/2/89	L	73-62	H
3/3/89	L	69-64	H
1/18/90	L	65-56	H
2/18/90	L	73-48	A
1/20/91	L	87-43	A
2/14/91	L	74-47	H
2/1/92	L	89-44	H
2/27/92	L	86-45	A
1/18/93	L	84-63	H
2/18/93	L	84-54	A
1/9/94	L	80-46	H
2/3/94	L	87-55	A
1/18/95	L	81-62	H
2/9/95	L	71-38	A



ALL-TIME SERIES HISTORY

Missouri State continued

1/7/96	L	83-64	H
2/1/96	L	75-63	A
3/7/96	L	83-67	N
1/11/97	L	80-64	H
2/8/97	L	66-58	A
1/29/98	L	94-59	A
2/11/98	L	73-66	H
3/5/98	L	82-58	A
1/9/99	L	80-67	A
1/30/99	L	69-53	H
1/27/00	L	59-41	A
2/27/00	W	75-67	H
1/20/01	L	90-81	A
2/18/01	W	99-80	H
3/9/01	W	78-67	A
12/31/01	L	56-55	A
3/2/02	W	79-62	H
1/23/03	L	90-51	A
2/20/03	W	91-81	H
1/8/04	L	80-65	H
2/7/04	L	68-54	A
1/3/05	W	65-55	H
3/5/05	L	61-48	A
1/28/06	W	64-47	A
2/24/06	W	66-47	H
3/11/06	L	62-59	A
1/19/07	L	72-70	A
2/17/07	W	90-72	H
1/17/08	L	78-55	H
2/16/08	L	73-56	A
1/2/09	W	65-62	A
3/7/09	W	72-64	H
1/2/10	L	90-80	A
3/4/10	L	95-79	H
1/6/11	W	80-69	H
2/6/11	W	67-59	A
3/13/11	W	69-41	N
12/31/11	W	62-54	H
3/1/12	L	80-68	A
1/10/13	W	75-52	H
2/10/13	W	82-78	A
1/20/14	W	68-60	A
2/14/14	W	79-60	H
2/1/15	W	64-56	H
2/27/15	L	72-70	A
1/10/16	W	65-60	A
2/5/16	L	78-75	H
3/13/16	L	71-58	N

Montana State (1-0 | H: 1-0)

11/30/85	W	73-69	H
----------	---	-------	---

Morehead State (1-0 | N: 1-0)

12/4/93	W	80-75	N
---------	---	-------	---

Morningside (1-0 | H: 1-0)

1/31/81	W	70-60	H
---------	---	-------	---

Mt. Mercy (4-2 | H: 2-2, A: 2-0)

1/16/76	W	78-69	H
1/14/77	W	82-66	A
1/20/78	L	73-63	H
1/19/79	L	84-56	H
1/8/83	W	77-48	H
2/8/83	W	67-52	A

Murray State (2-0 | H: 1-0, A: 1-0)

11/23/04	W	60-56	A
11/30/05	W	82-62	H

Nebraska (1-6 | H: 0-2, A: 1-2, N: 0-2)

12/22/89	L	80-48	A
12/14/90	L	71-56	H
12/28/93	L	77-65	H
12/18/94	L	87-56	A
11/24/01	L	80-74	N
3/21/10	L	83-44	N
3/17/16	W	64-62	A

Nebraska-Omaha (1-2 | A: 0-2, N: 1-0)

1/26/80	L	73-59	A
11/27/81	L	71-54	A
11/19/82	W	78-62	N

Nevada (0-2 | A: 0-2)

11/22/96	L	70-53	A
11/28/08	L	71-63	A

Nevada-Las Vegas (0-1 | N: 0-1)

11/22/85	L	79-65	N
----------	---	-------	---

New Mexico State (0-1 | A: 0-1)

11/27/10	L	72-63	A
----------	---	-------	---

Niagara (1-1 | H: 1-0, A: 0-1)

12/29/95	L	88-85	A
11/29/96	W	85-56	H

North Carolina State (1-0 | N: 1-0)

11/25/12	W	76-72	N
----------	---	-------	---

North Central-Illinois (1-0 | N: 1-0)

1/15/82	W	71-66	N
---------	---	-------	---

North Dakota (3-2 | H: 2-0, A: 0-2, N: 1-0)

2/4/78	W	68-50	N
12/18/10	W	78-54	H
12/17/11	L	74-70	A
11/12/13	W	61-56	H
12/5/15	L	64-59	A

North Dakota State (5-1 | H: 2-1, A: 3-0)

11/14/08	W	77-73	A
11/13/09	L	64-62	H
12/10/11	W	60-41	H
11/17/12	W	66-50	A
11/20/13	W	86-82	A
12/11/14	W	56-41	H

Northeastern Illinois (3-1 | H: 1-1, A: 2-0)

3/5/92	L	66-60	H
12/10/93	W	66-58	A
11/15/97	W	75-67	A
12/14/97	W	82-68	H

NE Missouri State (4-1 | H: 1-0, A: 2-0, N: 1-1)

12/12/80	W	75-74	A
1/10/81	L	79-75	N
2/6/82	W	89-72	H
3/11/82	W	68-60	N
1/11/83	W	73-63	A

Northern Illinois (9-7 | H: 4-3, A: 4-4, N: 1-0)

2/13/71	W	51-42	H
12/17/79	L	84-62	H
1/8/81	L	86-76	A
1/17/81	W	74-64	N
1/16/82	L	58-51	A
12/5/86	L	86-72	A
12/3/97	W	91-70	A
11/29/98	W	76-48	H
12/20/02	W	67-52	A
11/26/04	W	74-60	H
12/21/07	L	61-46	A
12/3/08	L	58-46	H
12/2/09	W	71-65	A
12/2/10	L	71-64	H
12/21/13	W	66-64	A
12/21/14	W	51-42	H

Northern Michigan (0-1 | N: 0-1)

12/9/78	L	75-64	N
---------	---	-------	---

Northern State (1-1 | N: 1-1)

1/22/82	W	72-67	N
1/22/83	L	74-60	N

North Iowa Area CC (2-2 | H: 2-1, A: 0-1)

12/13/74	W	66-64	H
12/11/75	L	80-74	H
1/19/77	W	65-49	H
12/16/78	L	87-69	A

Northwestern (4-1 | H: 2-0, N: 2-1)

2/19/76	W	101-48	N
2/21/81	W	84-69	H
2/28/81	W	91-78	N
2/5/82	W	79-55	H
12/20/04	L	66-58	N

NW Missouri State (1-2 | A: 1-1, N: 0-1)

1/31/75	L	74-70	N
1/30/76	W	70-66	A
1/12/80	L	79-59	A



ALL-TIME SERIES HISTORY

Oklahoma (0-1 | N: 0-1)

12/9/89	L	78-76	N
---------	---	-------	---

Oklahoma City (0-1 | N: 0-1)

11/27/82	L	62-55	N
----------	---	-------	---

Oklahoma State (0-1 | A: 0-1)

11/15/99	L	73-55	A
----------	---	-------	---

Pepperdine (0-1 | A: 0-1)

11/26/97	L	80-70	A
----------	---	-------	---

Pittsburg State (0-1 | A: 0-1)

1/10/80	L	79-69	A
---------	---	-------	---

Puerto Rico-Mayaguezi (1-0 | N: 1-0)

12/21/04	W	86-55	N
----------	---	-------	---

Rockhurst University (1-0 | H: 1-0)

11/15/15	W	58-39	H
----------	---	-------	---

Saint Louis (5-1 | H: 2-0, A: 3-1)

1/29/83	W	67-36	A
11/27/88	L	67-42	A
1/21/93	W	59-28	A
1/17/94	W	80-66	H
12/29/12	W	73-64	A
12/7/13	W	74-65	H

Sam Houston State (2-0 | A: 2-0)

11/30/02	W	88-49	A
3/17/12	W	78-69	A

Seattle (1-0 | A: 1-0)

3/21/12	W	68-64	A
---------	---	-------	---

Seton Hall (0-1 | N: 0-1)

11/27/15	L	57-49	N
----------	---	-------	---

Simpson (3-1 | H: 2-0, A: 1-1)

2/14/77	W	70-64	A
1/21/78	W	90-87 (OT)	H
2/15/79	L	71-69	A
1/30/81	W	86-60	H

South Dakota (6-7 | H: 6-1, A: 0-6)

2/18/78	W	68-53	H
2/3/79	L	81-59	A
12/1/79	L	63-55	A
2/9/80	L	89-87	H
2/10/09	L	76-67	A
12/13/09	W	80-60	H
12/7/10	W	73-64	H
12/7/11	W	53-43	H
11/15/12	W	63-50	H
12/10/13	L	87-67	A
12/4/14	L	85-77	A
11/17/15	W	64-43	H
3/24/16	L	51-50	A

South Dakota State (3-7 | H: 1-3, A: 2-4)

11/30/79	W	69-64	A
12/18/81	W	73-43	A
12/29/07	L	63-53	A
12/29/08	L	82-69	H
12/28/09	L	71-58	A
12/11/10	W	81-60	H
12/8/12	L	61-49	H
11/17/13	L	80-44	A
12/9/15	L	89-86	A

Southern Illinois (36-32 | H: 19-14, A: 15-18, N: 2-0)

1/14/84	L	79-47	A
2/9/84	L	83-37	H
1/17/85	L	53-51	A
2/16/85	L	68-57	H
2/1/86	L	84-47	H
2/28/86	L	69-40	A
1/5/87	L	98-65	A
1/29/87	L	87-64	H
1/9/88	L	71-39	A
2/4/88	L	60-58 (OT)	H
1/9/89	L	56-43	A
2/2/89	L	79-59	H
1/11/90	L	78-59	A
2/10/90	L	75-61	H
1/26/91	L	74-48	H
2/21/91	L	82-40	A
1/11/92	L	67-59	A
2/6/92	W	60-59	H
1/28/93	L	86-62	H
2/13/93	L	87-52	A
1/2/94	L	75-61	A
3/5/94	W	75-64	H
1/23/95	L	63-53	A
2/18/95	L	78-64	H
1/20/96	L	83-59	H
2/17/96	L	84-54	A
12/29/96	L	71-68	H
2/27/97	L	84-75	A
1/17/98	W	68-54	H
2/15/98	W	61-47	A
1/7/99	W	75-47	A
2/4/99	W	65-51	H
1/8/00	W	57-49	A
2/7/00	W	71-57	H
1/8/01	W	83-74	A
2/4/01	W	79-55	H
1/24/02	W	79-42	H
2/21/02	L	63-55	A
2/2/03	W	83-53	H
3/1/03	W	74-69	A
1/28/04	W	90-55	H
2/29/04	W	70-68	A
1/14/05	W	64-40	A
2/10/05	W	72-43	H
1/5/06	W	59-48	A
2/4/06	W	49-40	H
1/13/07	L	79-74	H

2/11/07	L	49-46	A
1/31/08	W	64-52	H
3/1/08	W	74-69	A
1/11/09	W	54-41	H
2/7/09	L	58-40	A
1/7/10	W	64-43	H
2/5/10	W	71-62	A
1/23/11	W	79-39	H
2/17/11	W	68-41	A
1/7/12	W	70-66	A
2/2/12	W	73-51	H
1/31/13	W	76-59	H
3/3/13	W	74-60	A
1/12/14	W	87-53	H
2/6/14	W	78-48	A
1/9/15	W	79-70	H
2/8/15	L	79-75	A
3/13/15	W	59-50	N
1/3/16	L	65-60	H
3/3/16	W	73-64	A
3/12/16	W	67-43	N

SIU-Edwardsville (1-0 | A: 1-0)

1/30/83	W	81-59	A
---------	---	-------	---

SE Missouri State (3-0 | H: 1-0, A: 1-0, N: 1-0)

3/13/82	W	59-56	N
11/17/10	W	70-57	A
12/1/11	W	62-42	H

SW Missouri State (0-1 | A: 0-1)

3/7/84	L	83-59	A
--------	---	-------	---

SW State-Minnesota (1-0 | H: 1-0)

12/16/80	W	65-46	H
----------	---	-------	---

SW Texas State (0-1 | A: 0-1)

12/2/89	L	56-38	A
---------	---	-------	---

St. Ambrose (4-6 | H: 3-3, A: 1-1, N: 0-2)

1/24/80	L	65-60	H
2/15/80	L	85-69	A
2/3/81	W	54-49	H
2/27/81	L	76-62	N
11/20/81	W	67-51	H
2/19/82	L	71-65	N
12/7/82	W	73-57	A
11/28/83	L	68-46	H
11/28/84	L	72-46	H
2/12/86	W	77-69	H



ALL-TIME SERIES HISTORY

St. Cloud (1-8 | H: 1-3, A: 0-1, N: 0-4)

12/10/77	L	57-55	N
12/9/78	L	87-76	N
2/1/80	L	67-64	H
1/24/81	L	78-50	N
2/7/81	L	67-65	A
12/3/82	W	62-58	H
1/21/83	L	72-56	N
12/2/83	L	78-63	H
12/8/84	L	84-53	H

Stephen F. Austin (1-0 | A: 1-0)

3/15/12	W	83-67	A
---------	---	-------	---

Stetson (0-1 | A: 0-1)

11/27/87	L	82-76	A
----------	---	-------	---

St. Francis (1-0 | N: 1-0)

11/26/82	W	78-58	N
----------	---	-------	---

St. John's (0-1 | N: 0-1)

12/7/91	L	70-54	N
---------	---	-------	---

St. Mary's (0-1 | A: 0-1)

11/25/00	L	65-57	A
----------	---	-------	---

Syracuse (0-1 | A: 0-1)

12/3/99	L	64-43	A
---------	---	-------	---

Tennessee-Martin (1-0 | A: 1-0)

11/18/01	W	69-53	A
----------	---	-------	---

Tennessee Tech (1-0 | N: 1-0)

12/22/03	W	73-72	N
----------	---	-------	---

Texas-El Paso (1-0 | N: 1-0)

11/23/85	W	73-65	N
----------	---	-------	---

Texas-Pan American (0-1 | N: 0-1)

11/30/13	L	70-47	N
----------	---	-------	---

Texas-San Antonio (0-1 | A: 0-1)

11/29/13	L	63-55	A
----------	---	-------	---

Toledo (0-1 | N: 0-1)

12/22/04	L	43-40	N
----------	---	-------	---

Tulane (0-1 Overall | N: 0-1)

11/29/14	L	71-48	N
----------	---	-------	---

Tulsa (4-0 | H: 2-0, A: 2-0)

12/11/98	W	70-46	A
12/8/99	W	60-54	H
11/14/14	W	69-66	A
12/20/15	W	75-59	H

Upper Iowa (6-0 | H: 6-0)

12/7/68	W	60-39	H
12/14/70	W	77-39	H

1/14/72	W	58-36	H
2/4/72	W	48-35	H
1/12/73	W	73-26	H
2/15/82	W	81-62	H

Utah (0-1 | N: 0-1)

12/3/94	L	89-48	N
---------	---	-------	---

Valparaiso (2-2 | H: 1-1, A: 1-1)

11/30/91	L	88-85 (OT)	H
12/12/92	W	82-72	A
11/18/05	L	62-48	A
12/16/06	W	67-49	H

Wartburg (9-5 | H: 5-2, A: 4-3)

12/9/72	W	62-45	A
1/6/73	W	75-43	H
12/7/74	L	53-51	H
2/14/75	W	53-47	A
12/9/75	W	63-46	H
1/27/76	W	77-47	A
11/30/76	W	62-37	H
1/17/77	L	39-38	A
11/30/77	L	47-44	H
1/31/78	L	60-58	A
12/15/78	W	70-44	H
1/24/79	L	90-86	A
11/19/80	W	84-51	H
11/18/81	W	83-55	A

Washington (0-1 | A: 0-1)

11/26/06	L	81-63	A
----------	---	-------	---

Washington State (0-1 | A: 0-1)

12/2/94	L	112-73	A
---------	---	--------	---

Wayne State (0-1 | N: 0-1)

3/9/73	L	52-50	N
--------	---	-------	---

Weber State (2-1 | H: 1-0, A: 0-1, N: 1-0)

11/23/96	W	93-75	N
11/17/06	L	69-58	A
11/16/07	W	62-52	H

Western Illinois (13-14 | H: 6-7, A: 7-7)

1/5/80	L	84-80	H
1/19/80	L	89-75	A
12/18/82	W	78-47	H
2/4/84	L	88-63	A
2/29/84	W	95-88	H
1/6/85	L	103-69	H
3/6/85	W	98-86	A
1/2/86	W	74-72	A
3/5/86	L	72-71	A
1/15/87	W	81-75	A
2/14/87	W	56-52	H
1/16/88	L	75-72	H
2/11/88	W	75-72	A
1/28/89	L	101-83	A

2/23/89	L	86-77	H
1/4/90	W	84-66	H
3/1/90	L	88-77	A
1/2/91	L	78-71	A
3/2/91	L	69-67	H
1/23/92	L	92-85	A
2/22/92	L	75-68	H
12/8/92	W	65-62	A
11/16/93	L	65-56	H
11/17/98	W	90-54	H
11/17/00	W	86-71	A
11/28/07	W	52-44	A
11/25/08	W	67-52	H

Western Michigan (0-1 | N: 0-1)

12/3/93	L	94-72	N
---------	---	-------	---

Westmar (1-3 | A: 1-2, N: 0-1)

2/18/73	L	56-41	N
2/2/74	L	68-65	A
3/2/74	L	50-33	A
1/24/75	W	91-53	A

Wichita State (37-35 | H: 19-14, A: 14-19, N: 4-2)

1/6/84	L	100-57	H
3/5/84	L	88-59	A
1/26/85	L	89-75	H
2/21/85	W	56-55	A
1/23/86	L	78-61	A
2/22/86	L	88-57	H
1/24/87	L	95-72	H
2/21/87	L	75-55	A
12/29/87	L	103-54	A
2/27/88	W	80-58	H
1/4/89	W	84-77	H
3/1/89	W	83-78	A
1/20/90	L	83-68	H
2/16/90	L	68-67	A
1/18/91	W	65-57	A
2/16/91	W	68-56	H
1/30/92	L	82-71	H
2/29/92	L	86-70	A
1/14/93	W	75-69	H
2/22/93	L	87-52	A
1/7/94	L	86-69	H
2/5/94	L	67-59	A
1/16/95	L	86-69	H
2/11/95	L	78-50	A
1/9/96	L	68-62	H
2/3/96	L	82-76	A
1/13/97	L	80-64	H
2/6/97	L	79-72	A
1/2/98	L	85-67	H
1/31/98	L	69-67	A
1/21/99	W	56-53	A
2/23/99	W	71-54	H
1/29/00	L	60-47	A
2/25/00	W	83-80 (OT)	H
3/9/00	W	62-50	N



ALL-TIME SERIES HISTORY

Wichita State continued

1/18/01	W	70-52	A
2/16/01	W	58-49	H
3/8/01	W	78-67	N
12/29/01	W	81-73	A
2/28/02	W	87-74	H
1/26/03	W	78-64	A
2/22/03	W	77-58	H
1/10/04	W	69-62	H
2/5/04	W	67-65	A
1/1/05	W	63-38	H
3/3/05	W	60-57	A
1/26/06	W	63-56	A
2/26/06	W	70-64 (OT)	H
1/21/07	W	66-56	A
2/15/07	W	53-49	H
1/19/08	W	63-30	H
2/14/08	W	64-54	A
3/13/08	W	75-45	N
1/4/09	L	64-53	A
3/5/09	W	80-48	H
12/31/09	L	74-64	A
3/6/10	W	85-66	H
1/8/11	W	59-49	H
2/4/11	W	77-57	A
3/12/11	W	61-44	N
12/29/11	L	67-40	H
3/3/12	L	75-53	A
1/12/13	L	60-57	H
2/8/13	L	57-47	A
3/16/13	L	75-71 (OT)	N
1/18/14	L	80-47	A
2/16/14	W	80-71	H
1/30/15	L	70-52	H
3/1/15	L	66-54	A
3/14/15	L	56-42	N
1/8/16	W	55-44	A
2/7/16	W	69-48	H

William Penn (1-11 | H: 1-6, A: 0-2, N: 0-3)

2/21/75	L	74-56	N
12/5/75	L	58-53	H
2/21/76	L	75-58	N
1/22/77	L	65-48	H
12/3/77	L	78-50	A
1/20/79	L	93-58	H
12/21/79	L	91-51	H
2/4/80	L	77-43	A
2/13/81	L	71-49	H
3/12/82	L	67-58	N
12/8/82	W	74-52	H
12/13/85	L	76-68	H

Winona State (2-0 | H: 1-0, N: 1-0)

1/22/83	W	83-51	N
12/21/85	W	89-77	H

Wisconsin (0-5 | H: 0-2, A: 0-3)

12/21/83	L	76-48	A
12/1/84	L	61-52	A
12/3/85	L	72-48	H
1/16/96	L	95-68	H
12/3/96	L	97-50	A

Wisconsin-Eau Claire (1-0 | N: 1-0)

12/8/78	W	62-52	N
---------	---	-------	---

Wisconsin-Green Bay (2-8 | H: 2-3, A: 0-5)

2/18/88	W	61-54	H
12/9/88	L	80-54	A
21/8/89	L	79-50	A
11/26/90	L	78-60	H
11/19/00	W	67-59	H
12/13/01	L	72-58	A
12/6/08	L	76-49	H
12/5/09	L	82-69	A
12/4/11	L	75-67	A
11/10/12	L	54-53	H

Wisconsin-La Crosse (0-8 | H: 0-2, A: 0-1, N: 0-5)

2/1/75	L	73-67	N
12/4/76	L	73-70 (OT)	A
2/4/77	L	60-58	N
1/13/78	L	75-42	N
2/10/78	L	68-66	H
2/6/79	L	106-58	H
1/24/81	L	86-76	N
11/28/82	L	70-58	N

Wisconsin-Milwaukee (9-2 | H: 6-0, A: 3-2)

12/5/81	W	80-55	H
2/13/82	W	71-61	A
2/18/83	W	81-80	H
11/24/90	W	68-64	H
11/26/91	L	78-66	A
12/28/94	W	67-47	H
12/14/96	W	78-60	A
12/2/03	L	67-40	A
12/2/04	W	68-50	H
12/10/09	W	68-59	H
12/4/10	W	72-58	A

Wisconsin-Steven Point (1-0 | H: 1-0)

1/13/81	W	66-61	H
---------	---	-------	---

Wyoming (2-4 | H: 1-1, A: 0-2, N: 1-1)

11/28/81	L	79-72	N
12/30/90	L	67-48	A
12/6/92	L	62-52	H
12/10/03	W	53-45	H
11/28/04	L	65-45	A
11/25/11	W	60-46	N

Youngstown State (1-0 | N: 1-0)

11/26/11	W	90-73	N
----------	---	-------	---



2015-16 REVIEW





2015-16 SEASON REVIEW • SEASON STATS

Overall record: 24-11 Conf: 15-3 Home: 11-4 Away: 9-5 Neutral: 4-2

#	Player	gp-gs	min	avg	Total		3-Point		F-Throw		Rebounds				pf	dq	a	to	blk	stl	pts	avg
					fg-fga	fg%	3fg-fga	3fg%	ft-fa	ft%	off	def	tot	avg								
02	Weekly, Madison	35-35	1167	33.3	197-466	.423	92-222	.414	132-161	.820	30	96	126	3.6	71	1	83	55	5	39	618	17.7
05	Sorenson, Amber	35-35	969	27.7	153-385	.397	97-282	.344	32-41	.780	14	133	147	4.2	66	0	34	44	36	15	435	12.4
42	Keitel, Jen	35-35	984	28.1	150-313	.479	8-32	.250	57-73	.781	82	158	240	6.9	73	0	62	48	39	24	365	10.4
14	Davison, Stephanie	34-28	940	27.6	97-267	.363	13-71	.183	49-66	.742	34	87	121	3.6	66	2	45	53	11	21	256	7.5
13	Lamar, Sharnae	35-35	1079	30.8	55-211	.261	14-62	.226	43-59	.729	17	125	142	4.1	77	0	195	74	6	46	167	4.8
24	Morgan, Mikaela	33-0	449	13.6	37-110	.336	16-61	.262	6-12	.500	24	37	61	1.8	33	0	14	24	3	21	96	2.9
11	Davison, Angie	35-6	471	13.5	24-107	.224	12-74	.162	22-27	.815	11	28	39	1.1	38	0	20	24	5	13	82	2.3
20	Schonhardt, Hannah	35-0	425	12.1	24-66	.364	7-23	.304	13-20	.650	15	88	103	2.9	59	0	15	20	16	15	68	1.9
10	Herzberg, Ellie	8-1	155	19.4	20-52	.385	4-17	.235	18-21	.857	13	14	27	3.4	19	0	10	7	2	14	62	7.8
44	Johnson, Alyssa	27-0	265	9.8	13-27	.481	0-2	.000	4-6	.667	12	35	47	1.7	22	0	13	16	17	7	30	1.1
34	Hagen, Taylor	24-0	124	5.2	9-25	.360	0-0	.000	12-19	.632	7	8	15	0.6	9	0	7	5	7	2	30	1.3
04	Parker, Lauren	13-0	40	3.1	7-13	.538	0-0	.000	2-6	.333	1	7	8	0.6	2	0	1	2	0	0	16	1.2
15	Garrison, Dariann	4-0	7	1.8	1-1	1.000	0-0	.000	1-4	.250	1	1	2	0.5	0	0	0	0	0	0	3	0.8
Team											54	89	143				15					
Total.....		35	7075		787-2043	.385	263-846	.311	391-515	.759	315	906	1221	34.9	535	3	499	387	147	217	2228	63.7
Opponents.....		35	7076		733-1967	.373	147-490	.300	392-570	.688	398	968	1366	39.0	624	-	316	503	86	215	2005	57.3

TEAM STATISTICS

UNI OPP

SCORING	2228	2005
Points per game	63.7	57.3
Scoring margin	+6.4	-
FIELD GOALS-ATT	787-2043	733-1967
Field goal pct	.385	.373
3 POINT FG-ATT	263-846	147-490
3-point FG pct	.311	.300
3-pt FG made per game	7.5	4.2
FREE THROWS-ATT	391-515	392-570
Free throw pct	.759	.688
F-Throws made per game	11.2	11.2
REBOUNDS	1221	1366
Rebounds per game	34.9	39.0
Rebounding margin	-4.1	-
ASSISTS	499	316
Assists per game	14.3	9.0
TURNOVERS	387	503
Turnovers per game	11.1	14.4
Turnover margin	+3.3	-
Assist/turnover ratio	1.3	0.6
STEALS	217	215
Steals per game	6.2	6.1
BLOCKS	147	86
Blocks per game	4.2	2.5
ATTENDANCE	22504	28466
Home games-Avg/Game	15-1500	14-1582
Neutral site-Avg/Game	-	6-1053

Score by Periods	1st	2nd	3rd	4th	OT	OT2	Totals
UNI	508	560	564	570	18	8	2228
Opponents	425	468	522	558	21	11	2005

Date	Opponent		Score	Att.
11/15/15	ROCKHURST	w	58-39	1318
11/17/15	SOUTH DAKOTA	w	64-43	1207
11/22/15	IOWA	L	65-80	2384
11/26/15	vs Georgia Tech	w	61-58	133
11/27/15	vs Seton Hall	L	49-57	133
12/2/15	IOWA STATE	L	75-84	2095
12/05/15	at North Dakota	L	59-64	2012
12/9/15	at South Dakota State	Lo2	86-89	1547
12/13/15	vs Akron	w	59-51	634
12/20/15	TULSA	w	75-59	1341
12/22/15	at Creighton	L	61-69	1228
* 1/1/16	EVANSVILLE	w	62-51	1107
* 1/3/16	SOUTHERN ILLINOIS	L	60-65	1282
* 1/8/16	at Wichita State	w	55-44	2356
* 1/10/16	at Missouri State	w	65-60	2846
* 1/15/16	ILLINOIS STATE	w	65-51	1207
* 1/17/16	INDIANA STATE	w	53-42	1278
* 1/24/16	at Drake	w	79-73	2853
* 1/29/16	at Loyola	L	60-64	426
* 1/31/16	at Bradley	w	55-47	1015
* 2/5/16	MISSOURI STATE	Lot	75-78	1370
* 2/7/16	WICHITA STATE	w	69-48	1226
* 2/12/16	at Indiana State	w	61-45	1381
* 2/14/16	at Illinois State	w	61-35	362
* 2/19/16	DRAKE	w	85-74	2102
* 2/26/16	BRADLEY	w	65-41	1505
* 2/28/16	LOYOLA	w	63-52	1942
* 3/3/16	at Southern Illinois	w	73-64	594
* 3/5/16	at Evansville	w	61-48	451
3/11/16	vs Bradley	w	46-45	1337
3/12/16	vs Southern Illinois	w	67-43	2241
3/13/16	vs Missouri State	L	58-71	1842
3/17/16	at Nebraska	w	64-62	2942
3/19/16	DRAKE	w	64-58	1140
! 3/24/16	at South Dakota	L	50-51	2133

* - Conference game



2015-16 SEASON REVIEW • CONFERENCE STATS

RECORD:	OVERALL	HOME	AWAY	NEUTRAL
ALL GAMES	15-3	7-2	8-1	0-0
CONFERENCE	15-3	7-2	8-1	0-0
NON-CONFERENCE	0-0	0-0	0-0	0-0

#	Player	gp-gs	min	avg	Total		3-Point		F-Throw		Rebounds											
					fg-fga	fg%	3fg-fga	3fg%	ft-fa	ft%	off	def	tot	avg	pf	dq	a	to	blk	stl	pts	avg
02	Weekly, Madison	18-18	611	33.9	113-262	.431	52-125	.416	68-85	.800	11	51	62	3.4	37	1	45	27	4	20	346	19.2
05	Sorenson, Amber	18-18	523	29.1	80-188	.426	52-139	.374	18-24	.750	7	75	82	4.6	32	0	16	23	22	8	230	12.8
42	Keitel, Jen	18-18	519	28.8	78-162	.481	2-11	.182	37-46	.804	46	86	132	7.3	40	0	37	28	16	14	195	10.8
14	Davison, Stephanie	18-15	547	30.4	60-153	.392	6-38	.158	35-44	.795	16	45	61	3.4	28	1	31	31	5	10	161	8.9
13	Lamar, Sharnae	18-18	551	30.6	26-108	.241	10-33	.303	27-32	.844	11	68	79	4.4	43	0	103	40	4	19	89	4.9
24	Morgan, Mikaela	16-0	227	14.2	16-52	.308	8-30	.267	4-5	.800	11	14	25	1.6	19	0	8	8	3	8	44	2.8
20	Schonhardt, Hannah	18-0	209	11.6	13-30	.433	2-7	.286	6-8	.750	8	46	54	3.0	29	0	7	7	9	7	34	1.9
11	Davison, Angie	18-3	215	11.9	9-42	.214	5-30	.167	7-8	.875	6	13	19	1.1	16	0	8	14	3	5	30	1.7
44	Johnson, Alyssa	18-0	161	8.9	9-19	.474	0-2	.000	2-4	.500	6	23	29	1.6	15	0	7	11	13	4	20	1.1
34	Hagen, Taylor	10-0	36	3.6	3-6	.500	0-0	.000	3-4	.750	1	2	3	0.3	3	0	2	0	2	0	9	0.9
04	Parker, Lauren	6-0	23	3.8	3-6	.500	0-0	.000	2-6	.333	0	5	5	0.8	0	0	1	0	0	0	8	1.3
15	Garrison, Dariann	2-0	3	1.5	0-0	.000	0-0	.000	1-4	.250	0	1	1	0.5	0	0	0	0	0	0	1	0.5
Team											33	42	75				7					
Total.....		18	3625		410-1028	.399	137-415	.330	210-270	.778	156	471	627	34.8	262	2	265	196	81	95	1167	64.8
Opponents.....		18	3625		362-1001	.362	66-242	.273	192-281	.683	204	476	680	37.8	328	-	148	254	40	111	982	54.6

TEAM STATISTICS	UNI	OPP
SCORING	1167	982
Points per game	64.8	54.6
Scoring margin	+10.3	-
FIELD GOALS-ATT	410-1028	362-1001
Field goal pct	.399	.362
3 POINT FG-ATT	137-415	66-242
3-point FG pct	.330	.273
3-pt FG made per game	7.6	3.7
FREE THROWS-ATT	210-270	192-281
Free throw pct	.778	.683
F-Throws made per game	11.7	10.7
REBOUNDS	627	680
Rebounds per game	34.8	37.8
Rebounding margin	-2.9	-
ASSISTS	265	148
Assists per game	14.7	8.2
TURNOVERS	196	254
Turnovers per game	10.9	14.1
Turnover margin	+3.2	-
Assist/turnover ratio	1.4	0.6
STEALS	95	111
Steals per game	5.3	6.2
BLOCKS	81	40
Blocks per game	4.5	2.2
ATTENDANCE	13019	12284
Home games-Avg/Game	9-1447	9-1365
Neutral site-Avg/Game	-	0-0

Score by Periods	1st	2nd	3rd	4th	OT	Totals
UNI	252	296	316	296	7	1167
Opponents	208	234	251	279	10	982

Date	Opponent	Score	Att.
* 1/1/16	EVANSVILLE	W 62-51	1107
* 1/3/16	SOUTHERN ILLINOIS	L 60-65	1282
* 1/8/16	at Wichita State	W 55-44	2356
* 1/10/16	at Missouri State	W 65-60	2846
* 1/15/16	ILLINOIS STATE	W 65-51	1207
* 1/17/16	INDIANA STATE	W 53-42	1278
* 1/24/16	at Drake	W 79-73	2853
* 1/29/16	at Loyola	L 60-64	426
* 1/31/16	at Bradley	W 55-47	1015
* 2/5/16	MISSOURI STATE	Lot 75-78	1370
* 2/7/16	WICHITA STATE	W 69-48	1226
* 2/12/16	at Indiana State	W 61-45	1381
* 2/14/16	at Illinois State	W 61-35	362
* 2/19/16	DRAKE	W 85-74	2102
* 2/26/16	BRADLEY	W 65-41	1505
* 2/28/16	LOYOLA	W 63-52	1942
* 3/3/16	at Southern Illinois	W 73-64	594
* 3/5/16	at Evansville	W 61-48	451

* - Conference game

#42 Jen Keitel | 2011-16





2015-16 SEASON REVIEW • UNI GAME-BY-GAME

Opponent	Date	Score		Total		3-Pointers		Free throws		Rebounds				pf	a	t/o	blk	stl	pts	avg
				fg-fga	pct	3fg-fga	pct	ft-fta	pct	off	def	tot	avg							
ROCKHURST	11/15/15	58-39	W	23-58	.397	5-22	.227	7-15	.467	9	32	41	41.0	10	11	15	3	14	58	58.0
SOUTH DAKOTA	11/17/15	64-43	W	26-61	.426	7-26	.269	5-6	.833	7	25	32	36.5	14	18	9	10	8	64	61.0
IOWA	11/22/15	65-80	L	20-65	.308	13-36	.361	12-20	.600	11	21	32	35.0	21	13	11	3	10	65	62.3
vs Georgia Tech	11/26/15	61-58	W	22-49	.449	7-23	.304	10-14	.714	12	20	32	34.2	16	9	19	0	7	61	62.0
vs Seton Hall	11/27/15	49-57	L	15-63	.238	4-31	.129	15-22	.682	13	29	42	35.8	21	5	13	2	4	49	59.4
IOWA STATE	12/2/15	75-84	L	28-80	.350	8-27	.296	11-14	.786	19	26	45	37.3	21	14	10	6	9	75	62.0
at North Dakota	12/05/15	59-64	L	20-52	.385	9-29	.310	10-14	.714	11	21	32	36.6	24	17	13	2	4	59	61.6
at South Dakota State	12/9/15	86-89	Lot	24-56	.429	9-20	.450	29-39	.744	8	33	41	37.1	18	18	17	9	11	86	64.6
vs Akron	12/13/15	59-51	W	18-68	.265	10-40	.250	13-16	.813	16	30	46	38.1	18	15	9	6	8	59	64.0
TULSA	12/20/15	75-59	W	26-64	.406	9-22	.409	14-16	.875	8	30	38	38.1	15	18	9	1	5	75	65.1
at Creighton	12/22/15	61-69	L	23-55	.418	4-13	.308	11-12	.917	9	14	23	36.7	12	11	7	1	4	61	64.7
EVANSVILLE	1/1/16	62-51	W	24-56	.429	6-19	.316	8-10	.800	8	24	32	36.3	11	16	9	6	1	62	64.5
SOUTHERN ILLINOIS	1/3/16	60-65	L	21-65	.323	10-32	.313	8-11	.727	12	23	35	36.2	17	12	8	3	3	60	64.2
at Wichita State	1/8/16	55-44	W	20-51	.392	3-17	.176	12-21	.571	6	33	39	36.4	9	10	12	7	6	55	63.5
at Missouri State	1/10/16	65-60	W	22-53	.415	8-24	.333	13-16	.813	6	19	25	35.7	16	16	8	1	5	65	63.6
ILLINOIS STATE	1/15/16	65-51	W	25-57	.439	8-27	.296	7-8	.875	7	26	33	35.5	15	19	8	10	9	65	63.7
INDIANA STATE	1/17/16	53-42	W	16-60	.267	9-25	.360	12-13	.923	11	33	44	36.0	11	10	11	2	4	53	63.1
at Drake	1/24/16	79-73	W	29-64	.453	12-24	.500	9-13	.692	8	22	30	35.7	17	19	11	7	6	79	63.9
at Loyola	1/29/16	60-64	L	22-62	.355	10-27	.370	6-7	.857	10	27	37	35.7	18	16	15	4	6	60	63.7
at Bradley	1/31/16	55-47	W	22-60	.367	4-22	.182	7-13	.538	18	23	41	36.0	7	14	9	3	6	55	63.3
MISSOURI STATE	2/5/16	75-78	Lot	25-57	.439	5-17	.294	20-23	.870	7	21	28	35.6	17	13	17	2	6	75	63.9
WICHITA STATE	2/7/16	69-48	W	21-53	.396	11-30	.367	16-23	.696	9	23	32	35.5	13	16	12	6	4	69	64.1
at Indiana State	2/12/16	61-45	W	23-54	.426	5-19	.263	10-12	.833	8	32	40	35.7	13	12	11	1	5	61	64.0
at Illinois State	2/14/16	61-35	W	23-58	.397	6-23	.261	9-12	.750	7	31	38	35.8	17	14	13	5	10	61	63.8
DRAKE	2/19/16	85-74	W	29-60	.483	8-24	.333	19-22	.864	6	23	29	35.5	23	19	8	7	7	85	64.7
BRADLEY	2/26/16	65-41	W	26-65	.400	8-21	.381	5-5	1.000	15	28	43	35.8	10	19	11	4	6	65	64.7
LOYOLA	2/28/16	63-52	W	21-59	.356	9-30	.300	12-16	.750	7	30	37	35.8	14	13	6	7	3	63	64.6
at Southern Illinois	3/3/16	73-64	W	23-50	.460	9-16	.563	18-21	.857	8	20	28	35.5	16	16	10	1	4	73	64.9
at Evansville	3/5/16	61-48	W	18-44	.409	6-18	.333	19-24	.792	3	33	36	35.6	18	11	17	5	4	61	64.8
vs Bradley	3/11/16	46-45	W	14-45	.311	4-18	.222	14-17	.824	3	27	30	35.4	15	12	12	4	4	46	64.2
vs Southern Illinois	3/12/16	67-43	W	27-55	.491	8-19	.421	5-10	.500	8	32	40	35.5	10	12	12	5	6	67	64.3
vs Missouri State	3/13/16	58-71	L	22-57	.386	3-19	.158	11-15	.733	7	15	22	35.1	16	9	8	1	12	58	64.1
at Nebraska	3/17/16	64-62	W	24-67	.358	12-40	.300	4-5	.800	11	26	37	35.2	13	20	9	6	7	64	64.1
DRAKE	3/19/16	64-58	W	24-67	.358	12-31	.387	4-4	1.000	5	29	34	35.1	15	19	6	2	6	64	64.1
at South Dakota	3/24/16	50-51	L	21-53	.396	2-15	.133	6-6	1.000	2	25	27	34.9	14	13	12	5	3	50	63.7
UNI		2228		787-2043	.385	263-846	.311	391-515	.759	315	906	1221	34.9	535	499	387	147	217	2228	63.7
Opponents		2005		733-1967	.373	147-490	.300	392-570	.688	398	968	1366	39.0	624	316	503	86	215	2005	57.3

Games played: 35
Points/game: 63.7
FG Pct: 38.5
3FG Pct: 31.1
FT Pct: 75.9

Rebounds/game: 34.9
Assists/game: 14.3
Turnovers/game: 11.1
Assist/turnover ratio: 1.3
Steals/game: 6.2
Blocks/game: 4.2



2015-16 SEASON REVIEW • RESULTS

RECORD:	OVERALL	HOME	AWAY	NEUTRAL
ALL GAMES	24-11	11-4	9-5	4-2
CONFERENCE	15-3	7-2	8-1	0-0
NON-CONFERENCE	9-8	4-2	1-4	4-2

Date	Opponent	Score	Att.	High Points	High Rebounds
11/15/15	ROCKHURST	W 58-39	1318	(12)Keitel, Jen	(8)Keitel, Jen
11/17/15	SOUTH DAKOTA	W 64-43	1207	(15)Keitel, Jen	(6)Lamar, Sharnae
11/22/15	IOWA	65-80 L	2384	(23)Sorenson, Amber	(6)Sorenson, Amber
11/26/15	vs Georgia Tech	W 61-58	133	(15)Weekly, Madison	(11)Morgan, Mikaela
				(15)Herzberg, Ellie	(7)Keitel, Jen
11/27/15	vs Seton Hall	49-57 L	133	(15)Weekly, Madison	(7)Weekly, Madison
12/2/15	IOWA STATE	75-84 L	2095	(26)Weekly, Madison	(8)Keitel, Jen
					(8)Weekly, Madison
					(8)Davison, Stephanie
12/05/15	at North Dakota	59-64 L	2012	(27)Sorenson, Amber	(7)Keitel, Jen
12/9/15	at South Dakota State	86-89 Lo2	1547	(24)Weekly, Madison	(7)Keitel, Jen
12/13/15	vs Akron	W 59-51	634	(25)Sorenson, Amber	(10)Keitel, Jen
12/20/15	TULSA	W 75-59	1341	(21)Keitel, Jen	(9)Keitel, Jen
12/22/15	at Creighton	61-69 L	1228	(18)Keitel, Jen	(6)Keitel, Jen
1/1/16	*EVANSVILLE	W 62-51	1107	(17)Weekly, Madison	(8)Keitel, Jen
1/3/16	*SOUTHERN ILLINOIS	60-65 L	1282	(28)Weekly, Madison	(9)Keitel, Jen
1/8/16	*at Wichita State	W 55-44	2356	(18)Keitel, Jen	(10)Sorenson, Amber
1/10/16	*at Missouri State	W 65-60	2846	(28)Weekly, Madison	(6)Weekly, Madison
					(6)Schonhardt, Hannah
					(6)Keitel, Jen
1/15/16	*ILLINOIS STATE	W 65-51	1207	(15)Davison, Stephanie	(7)Davison, Stephanie
1/17/16	*INDIANA STATE	W 53-42	1278	(14)Weekly, Madison	(12)Keitel, Jen
1/24/16	*at Drake	W 79-73	2853	(25)Weekly, Madison	(7)Lamar, Sharnae
1/29/16	*at Loyola	60-64 L	426	(20)Weekly, Madison	(10)Keitel, Jen
1/31/16	*at Bradley	W 55-47	1015	(18)Weekly, Madison	(9)Keitel, Jen
2/5/16	*MISSOURI STATE	75-78 Lot	1370	(19)Weekly, Madison	(6)Keitel, Jen
2/7/16	*WICHITA STATE	W 69-48	1226	(19)Weekly, Madison	(5)Lamar, Sharnae
2/12/16	*at Indiana State	W 61-45	1381	(18)Weekly, Madison	(9)Lamar, Sharnae
				(18)Keitel, Jen	(9)Keitel, Jen
2/14/16	*at Illinois State	W 61-35	362	(23)Weekly, Madison	(9)Keitel, Jen
2/19/16	*DRAKE	W 85-74	2102	(22)Weekly, Madison	(6)Weekly, Madison
2/26/16	*BRADLEY	W 65-41	1505	(19)Weekly, Madison	(7)Keitel, Jen
2/28/16	*LOYOLA	W 63-52	1942	(17)Weekly, Madison	(13)Keitel, Jen
3/3/16	*at Southern Illinois	W 73-64	594	(28)Sorenson, Amber	(10)Keitel, Jen
3/5/16	*at Evansville	W 61-48	451	(20)Weekly, Madison	(11)Sorenson, Amber
3/11/16	vs Bradley	W 46-45	1337	(22)Weekly, Madison	(7)Keitel, Jen
3/12/16	vs Southern Illinois	W 67-43	2241	(21)Weekly, Madison	(9)Schonhardt, Hannah
3/13/16	vs Missouri State	58-71 L	1842	(17)Weekly, Madison	(4)Davison, Stephanie
					(4)Morgan, Mikaela
3/17/16	at Nebraska	W 64-62	2942	(22)Weekly, Madison	(8)Keitel, Jen
3/19/16	DRAKE	W 64-58	1140	(16)Sorenson, Amber	(5)Sorenson, Amber
					(5)Weekly, Madison
					(5)Keitel, Jen
3/24/16	!at South Dakota	50-51 L	2133	(19)Keitel, Jen	(8)Lamar, Sharnae

* - Conference game

Attendance Summary	Games	Attend	Avg/Game
Home	15	22504	1500
Away	14	22146	1582
Neutral	6	6320	1053
Total	35	50970	1456



2015-16 SEASON REVIEW • POINTS-REBOUNDS-ASSISTS

Opponent	Date	Score	02 WEEKLY,MAD	04 PARKER,LAU	05 SORENSEN,A	10 HERZBERG,E	11 DAVISON,AN	13 LAMAR,SHAR	14 DAVISON,ST
ROCKHURST	11/15/15	58-39	w	8-1-2	0-0-0	7-4-0	5-1-0	3-4-2	4-5-2
SOUTH DAKOTA	11/17/15	64-43	w	11-3-1	0-0-0	14-6-2	7-2-1	6-1-0	5-6-9
IOWA	11/22/15	65-80	L	17-1-3	0-0-0	23-3-0	0-2-0	4-1-1	DNP
vs Georgia Tech	11/26/15	61-58	w	15-7-0	DNP	11-3-0	15-5-1	0-0-0	3-4-3
vs Seton Hall	11/27/15	49-57	L	15-6-2	DNP	5-7-0	5-5-1	1-0-0	5-2-2
IOWA STATE	12/2/15	75-84	L	26-8-5	DNP	11-4-1	12-5-4	3-1-1	0-1-2
at North Dakota	12/05/15	59-64	L	14-4-3	DNP	27-1-2	9-3-1	0-1-0	0-1-3
at South Dakota State	12/9/15	86-89	L	24-5-3	DNP	16-4-3	9-4-2	5-2-1	6-6-6
vs Akron	12/13/15	59-51	w	11-7-2	0-0-0	25-6-0	DNP	3-2-0	2-3-11
TULSA	12/20/15	75-59	w	12-4-2	4-3-0	17-1-1	DNP	9-0-2	0-5-8
at Creighton	12/22/15	61-69	L	15-0-2	DNP	8-3-1	DNP	5-3-2	10-2-3
EVANSVILLE	1/1/16	62-51	w	17-3-5	DNP	9-5-1	DNP	10-2-0	0-3-3
SOUTHERN ILLINOIS	1/3/16	60-65	L	28-2-2	DNP	15-2-0	DNP	0-1-0	0-3-4
at Wichita State	1/8/16	55-44	w	5-2-1	DNP	10-10-1	DNP	2-2-0	5-6-3
at Missouri State	1/10/16	65-60	w	28-6-2	DNP	14-1-1	DNP	0-0-0	6-1-7
ILLINOIS STATE	1/15/16	65-51	w	13-5-3	DNP	14-5-2	DNP	0-2-1	4-4-8
INDIANA STATE	1/17/16	53-42	w	14-8-3	DNP	13-6-1	DNP	0-0-0	7-4-3
at Drake	1/24/16	79-73	w	25-2-3	DNP	12-2-0	DNP	0-0-0	10-7-11
at Loyola	1/29/16	60-64	L	20-2-1	DNP	19-8-1	DNP	0-0-0	0-3-10
at Bradley	1/31/16	55-47	w	18-4-1	DNP	14-1-0	DNP	0-3-1	2-8-3
MISSOURI STATE	2/5/16	75-78	L	19-5-1	6-1-0	10-5-0	DNP	3-1-0	14-0-7
WICHITA STATE	2/7/16	69-48	w	19-2-3	2-1-0	10-3-3	DNP	4-1-2	11-5-4
at Indiana State	2/12/16	61-45	w	18-2-0	0-0-1	3-3-1	DNP	0-1-0	2-9-8
at Illinois State	2/14/16	61-35	w	23-2-2	0-3-0	5-4-1	DNP	0-0-1	5-4-4
DRAKE	2/19/16	85-74	w	22-6-5	DNP	14-1-0	DNP	3-0-1	6-5-8
BRADLEY	2/26/16	65-41	w	19-3-3	0-0-0	17-5-0	DNP	5-4-1	0-6-7
LOYOLA	2/28/16	63-52	w	17-4-3	0-0-0	12-4-0	DNP	0-0-1	7-5-5
at Southern Illinois	3/3/16	73-64	w	21-1-4	DNP	28-6-1	DNP	0-1-0	6-3-6
at Evansville	3/5/16	61-48	w	20-3-3	DNP	11-11-3	DNP	3-1-0	4-3-2
vs Bradley	3/11/16	46-45	w	22-1-0	DNP	4-4-3	DNP	0-2-0	3-4-3
vs Southern Illinois	3/12/16	67-43	w	21-4-1	4-0-0	3-3-1	DNP	0-0-1	8-4-4
vs Missouri State	3/13/16	58-71	L	17-1-2	0-0-0	7-3-1	DNP	1-1-0	16-2-3
at Nebraska	3/17/16	64-62	w	22-6-6	DNP	8-5-1	DNP	8-0-1	0-3-4
DRAKE	3/19/16	64-58	w	13-5-2	DNP	16-5-1	DNP	2-0-0	4-4-15
at South Dakota	3/24/16	50-51	L	9-1-2	DNP	3-3-1	DNP	2-2-1	2-8-6
Opponent	Date	Score	15 GARRISON,D	20 SCHONHARDT	24 MORGAN,MIK	34 HAGEN,TAYL	42 KEITEL,JEN	44 JOHNSON,AL	
ROCKHURST	11/15/15	58-39	w	DNP	1-6-0	8-0-0	1-0-0	12-8-2	DNP
SOUTH DAKOTA	11/17/15	64-43	w	DNP	0-4-1	2-4-2	2-0-0	15-2-2	DNP
IOWA	11/22/15	65-80	L	DNP	1-1-0	7-11-0	6-0-1	2-3-2	DNP
vs Georgia Tech	11/26/15	61-58	w	DNP	0-0-0	3-0-0	2-0-0	6-7-1	DNP
vs Seton Hall	11/27/15	49-57	L	DNP	2-2-0	0-1-0	4-2-0	5-8-0	DNP
IOWA STATE	12/2/15	75-84	L	DNP	2-1-0	2-0-0	0-0-1	12-8-0	DNP
at North Dakota	12/05/15	59-64	L	DNP	3-2-0	0-0-0	0-3-3	0-7-3	DNP
at South Dakota State	12/9/15	86-89	L	DNP	2-3-0	0-1-0	2-3-0	18-7-1	DNP
vs Akron	12/13/15	59-51	w	DNP	4-3-0	2-1-0	0-0-0	6-10-1	0-2-1
TULSA	12/20/15	75-59	w	0-0-0	0-5-2	3-3-1	4-2-0	21-9-2	0-2-0
at Creighton	12/22/15	61-69	L	DNP	0-1-2	5-1-0	0-1-0	18-6-0	0-1-0
EVANSVILLE	1/1/16	62-51	w	DNP	2-2-0	2-1-0	DNP	11-8-5	2-2-1
SOUTHERN ILLINOIS	1/3/16	60-65	L	DNP	0-2-0	5-3-2	0-0-0	4-9-2	0-2-1
at Wichita State	1/8/16	55-44	w	DNP	3-3-0	4-2-1	0-0-0	18-8-2	0-2-0
at Missouri State	1/10/16	65-60	w	DNP	0-6-1	2-1-0	0-0-1	9-6-2	2-0-0
ILLINOIS STATE	1/15/16	65-51	w	DNP	0-1-1	3-1-0	DNP	14-2-1	2-1-0
INDIANA STATE	1/17/16	53-42	w	DNP	0-1-0	3-0-0	2-0-0	9-12-1	0-3-0
at Drake	1/24/16	79-73	w	DNP	0-3-0	2-4-1	3-0-0	10-3-1	2-4-0
at Loyola	1/29/16	60-64	L	DNP	0-0-0	5-2-0	0-0-1	16-10-3	0-1-0
at Bradley	1/31/16	55-47	w	DNP	3-6-1	DNP	DNP	4-9-3	2-3-1
MISSOURI STATE	2/5/16	75-78	L	DNP	7-3-0	DNP	DNP	12-6-2	0-1-1
WICHITA STATE	2/7/16	69-48	w	1-1-0	2-3-2	0-1-0	0-0-0	8-1-1	4-4-0
at Indiana State	2/12/16	61-45	w	DNP	4-4-0	0-0-0	DNP	18-9-1	4-1-0
at Illinois State	2/14/16	61-35	w	0-0-0	5-4-0	2-3-2	2-1-0	13-9-1	0-1-1
DRAKE	2/19/16	85-74	w	DNP	2-2-1	5-2-0	DNP	12-4-4	2-1-0
BRADLEY	2/26/16	65-41	w	DNP	2-5-1	5-3-2	2-2-0	4-7-2	0-2-1
LOYOLA	2/28/16	63-52	w	DNP	0-4-0	3-0-0	0-0-0	11-13-2	0-0-1
at Southern Illinois	3/3/16	73-64	w	DNP	0-0-0	0-0-0	DNP	10-10-3	0-1-0
at Evansville	3/5/16	61-48	w	DNP	4-5-0	3-2-0	DNP	12-6-1	0-0-0
vs Bradley	3/11/16	46-45	w	DNP	2-1-0	5-3-0	DNP	3-7-4	2-3-1
vs Southern Illinois	3/12/16	67-43	w	2-1-0	4-9-0	8-2-0	0-1-0	10-4-1	0-3-2
vs Missouri State	3/13/16	58-71	L	DNP	2-3-0	4-4-0	DNP	4-3-1	4-0-1
at Nebraska	3/17/16	64-62	w	DNP	3-4-2	3-3-3	0-0-0	15-8-2	0-2-1
DRAKE	3/19/16	64-58	w	DNP	6-3-1	0-0-0	0-0-0	4-5-0	4-4-0
at South Dakota	3/24/16	50-51	L	DNP	2-1-0	0-2-0	DNP	19-6-3	0-1-0



2015-16 SEASON REVIEW • GAME HIGHS

Opponent	Date	Score	Points	Rebounds	Assists	Steals	Blocked shots
ROCKHURST	11/15/15	58-39	12-Keitel, Jen	8-Keitel, Jen	3-Lamar, Sharnae	3-Herzberg, Ellie Lamar, Sharnae	2-Keitel, Jen
SOUTH DAKOTA	11/17/15	64-43	15-Keitel, Jen	6-Sorenson, Amber Lamar, Sharnae	9-Lamar, Sharnae	6-Herzberg, Ellie	4-Keitel, Jen
IOWA	11/22/15	65-80	23-Sorenson, Amber	11-Morgan, Mikaela	6-Lamar, Sharnae	5-Lamar, Sharnae	1-Lamar, Sharnae Sorenson, Amber Keitel, Jen
vs Georgia Tech	11/26/15	61-58	15-Herzberg, Ellie Weekly, Madison	7-Weekly, Madison Keitel, Jen	4-Lamar, Sharnae	2-Lamar, Sharnae Weekly, Madison Keitel, Jen	None
vs Seton Hall	11/27/15	49-57	15-Weekly, Madison	8-Keitel, Jen	2-Lamar, Sharnae Weekly, Madison	2-Weekly, Madison	1-Keitel, Jen Davison, Stephanie
IOWA STATE	12/2/15	75-84	26-Weekly, Madison	8-Davison, Stephanie Weekly, Madison Keitel, Jen	5-Weekly, Madison	2-Weekly, Madison Morgan, Mikaela Herzberg, Ellie	2-Sorenson, Amber Keitel, Jen
at North Dakota	12/05/15	59-64	27-Sorenson, Amber	7-Keitel, Jen	3-Weekly, Madison Lamar, Sharnae Hagen, Taylor Keitel, Jen	3-Davison, Stephanie	1-Schonhardt, Hanna Keitel, Jen
at South Dakota State	12/9/15	86-89	24-Weekly, Madison	7-Keitel, Jen	6-Lamar, Sharnae	5-Lamar, Sharnae	3-Sorenson, Amber
vs Akron	12/13/15	59-51	25-Sorenson, Amber	10-Keitel, Jen	11-Lamar, Sharnae	2-Davison, Angie	4-Keitel, Jen
TULSA	12/20/15	75-59	21-Keitel, Jen	9-Keitel, Jen	8-Lamar, Sharnae	2-Davison, Angie	1-Schonhardt, Hanna
at Creighton	12/22/15	61-69	18-Keitel, Jen	6-Keitel, Jen	3-Lamar, Sharnae	2-Lamar, Sharnae	1-Davison, Stephanie
EVANSVILLE	1/1/16	62-51	17-Weekly, Madison	8-Keitel, Jen	5-Keitel, Jen Weekly, Madison	1-Davison, Angie	2-Sorenson, Amber
SOUTHERN ILLINOIS	1/3/16	60-65	28-Weekly, Madison	9-Keitel, Jen	4-Lamar, Sharnae	1-Davison, Stephanie Morgan, Mikaela Sorenson, Amber	2-Sorenson, Amber
at Wichita State	1/8/16	55-44	18-Keitel, Jen	10-Sorenson, Amber	3-Lamar, Sharnae	2-Weekly, Madison	3-Sorenson, Amber
at Missouri State	1/10/16	65-60	28-Weekly, Madison	6-Keitel, Jen Schonhardt, Hannah Weekly, Madison	7-Lamar, Sharnae	2-Schonhardt, Hanna	1-Keitel, Jen
ILLINOIS STATE	1/15/16	65-51	15-Davison, Stephani	7-Davison, Stephanie	8-Lamar, Sharnae	3-Lamar, Sharnae Keitel, Jen	3-Sorenson, Amber Johnson, Alyssa
INDIANA STATE	1/17/16	53-42	14-Weekly, Madison	12-Keitel, Jen	3-Weekly, Madison Lamar, Sharnae	2-Lamar, Sharnae	1-Weekly, Madison Keitel, Jen
at Drake	1/24/16	79-73	25-Weekly, Madison	7-Lamar, Sharnae	11-Lamar, Sharnae	2-Lamar, Sharnae	3-Johnson, Alyssa
at Loyola	1/29/16	60-64	20-Weekly, Madison	10-Keitel, Jen	10-Lamar, Sharnae	2-Morgan, Mikaela Lamar, Sharnae Davison, Stephanie	2-Keitel, Jen
at Bradley	1/31/16	55-47	18-Weekly, Madison	9-Keitel, Jen	4-Davison, Stephanie	2-Weekly, Madison	1-Schonhardt, Hanna Johnson, Alyssa Keitel, Jen
MISSOURI STATE	2/5/16	75-78	19-Weekly, Madison	6-Keitel, Jen	7-Lamar, Sharnae	2-Weekly, Madison	1-Sorenson, Amber Weekly, Madison
WICHITA STATE	2/7/16	69-48	19-Weekly, Madison	5-Lamar, Sharnae	4-Lamar, Sharnae	2-Weekly, Madison	2-Hagen, Taylor
at Indiana State	2/12/16	61-45	18-Keitel, Jen Weekly, Madison	9-Keitel, Jen Lamar, Sharnae	8-Lamar, Sharnae	2-Weekly, Madison	1-Davison, Stephanie
at Illinois State	2/14/16	61-35	23-Weekly, Madison	9-Keitel, Jen	4-Lamar, Sharnae	2-Davison, Stephanie Morgan, Mikaela Lamar, Sharnae Weekly, Madison	3-Sorenson, Amber
DRAKE	2/19/16	85-74	22-Weekly, Madison	6-Weekly, Madison	8-Lamar, Sharnae	2-Weekly, Madison	2-Sorenson, Amber



2015-16 SEASON REVIEW • GAME HIGHS

Opponent	Date	Score	Points	Rebounds	Assists	Steals	Blocked shots
BRADLEY	2/26/16	65-41	19-Weekly, Madison	7-Keitel, Jen	7-Lamar, Sharnae	2-Lamar, Sharnae	1-Keitel, Jen Davison, Angie Sorenson, Amber Schonhardt, Hannah
LOYOLA	2/28/16	63-52	17-Weekly, Madison	13-Keitel, Jen	5-Lamar, Sharnae	2-Keitel, Jen	4-Keitel, Jen
at Southern Illinois	3/3/16	73-64	28-Sorenson, Amber	10-Keitel, Jen	6-Lamar, Sharnae	2-Keitel, Jen Lamar, Sharnae	1-Schonhardt, Hanna
at Evansville	3/5/16	61-48	20-Weekly, Madison	11-Sorenson, Amber	3-Weekly, Madison Sorenson, Amber	1-Lamar, Sharnae Sorenson, Amber Weekly, Madison Keitel, Jen	1-Keitel, Jen Weekly, Madison Sorenson, Amber Davison, Stephanie Schonhardt, Hannah
vs Bradley	3/11/16	46-45	22-Weekly, Madison	7-Keitel, Jen	4-Keitel, Jen	2-Davison, Stephanie	2-Keitel, Jen
vs Southern Illinois	3/12/16	67-43	21-Weekly, Madison	9-Schonhardt, Hanna	4-Lamar, Sharnae	2-Morgan, Mikaela	2-Davison, Stephanie
vs Missouri State	3/13/16	58-71	17-Weekly, Madison	4-Morgan, Mikaela Davison, Stephanie	3-Lamar, Sharnae	4-Davison, Stephanie	1-Sorenson, Amber
at Nebraska	3/17/16	64-62	22-Weekly, Madison	8-Keitel, Jen	6-Weekly, Madison	3-Weekly, Madison	3-Johnson, Alyssa
DRAKE	3/19/16	64-58	16-Sorenson, Amber	5-Keitel, Jen Weekly, Madison Sorenson, Amber	15-Lamar, Sharnae	2-Lamar, Sharnae Keitel, Jen	1-Johnson, Alyssa Sorenson, Amber
at South Dakota	3/24/16	50-51	19-Keitel, Jen	8-Lamar, Sharnae	6-Lamar, Sharnae	1-Lamar, Sharnae Keitel, Jen Morgan, Mikaela	3-Keitel, Jen

UNI - TEAM GAME HIGHS

POINTS	86	at South Dakota State (12/9/15)
	85	DRAKE (2/19/16)
	79	at Drake (1/24/16)
	75	MISSOURI STATE (2/5/16)
	75	TULSA (12/20/15)
	75	IOWA STATE (12/2/15)
FIELD GOALS MADE	29	DRAKE (2/19/16)
	29	at Drake (1/24/16)
FIELD GOAL ATTEMPTS	80	IOWA STATE (12/2/15)
	68	vs Akron (12/13/15)
FIELD GOAL PERCENTAGE	.491 (27-55)	vs Southern Illinois (3/12/16)
	.483 (29-60)	DRAKE (2/19/16)
3 PT FIELD GOALS MADE	13	IOWA (11/22/15)
	12	DRAKE (3/19/16)
	12	at Nebraska (3/17/16)
	12	at Drake (1/24/16)
3 PT FG ATTEMPTS	40	at Nebraska (3/17/16)
	40	vs Akron (12/13/15)
3 PT FG PERCENTAGE	.563 (9-16)	at Southern Illinois (3/3/16)
	.500 (12-24)	at Drake (1/24/16)
FREE THROWS MADE	29	at South Dakota State (12/9/15)
	20	MISSOURI STATE (2/5/16)
FREE THROW ATTEMPTS	39	at South Dakota State (12/9/15)
	24	at Evansville (3/5/16)
FREE THROW PERCENTAGE	1.000 (6-6)	at South Dakota (3/24/16)
	1.000 (5-5)	BRADLEY (2/26/16)
	1.000 (4-4)	DRAKE (3/19/16)
REBOUNDS	46	vs Akron (12/13/15)
	45	IOWA STATE (12/2/15)
ASSISTS	20	at Nebraska (3/17/16)
	19	DRAKE (3/19/16)
	19	BRADLEY (2/26/16)
	19	DRAKE (2/19/16)
	19	at Drake (1/24/16)
	19	ILLINOIS STATE (1/15/16)
STEALS	14	ROCKHURST (11/15/15)
	12	vs Missouri State (3/13/16)
BLOCKED SHOTS	10	ILLINOIS STATE (1/15/16)
	10	SOUTH DAKOTA (11/17/15)
TURNOVERS	19	vs Georgia Tech (11/26/15)
	17	at Evansville (3/5/16)
	17	MISSOURI STATE (2/5/16)
	17	at South Dakota State (12/9/15)
FOULS	24	at North Dakota (12/05/15)
	23	DRAKE (2/19/16)



#14 Stephanie Davison | 2011-16



2015-16 SEASON REVIEW • CATEGORY LEADERS

Points	G	Pts	Pts/G
Weekly, Madison	35	618	17.7
Sorenson, Amber	35	435	12.4
Keitel, Jen	35	365	10.4
Davison, Stephanie	34	256	7.5
Lamar, Sharnae	35	167	4.8
Morgan, Mikaela	33	96	2.9
Davison, Angie	35	82	2.3
Schonhardt, Hannah	35	68	1.9
Herzberg, Ellie	8	62	7.8
Johnson, Alyssa	27	30	1.1
Hagen, Taylor	24	30	1.3
Parker, Lauren	13	16	1.2

FG Percentage	FG	Att	Pct
Garrison, Dariann	1	1	1.000
Parker, Lauren	7	13	.538
Johnson, Alyssa	13	27	.481
Keitel, Jen	150	313	.479
Weekly, Madison	197	466	.423
Sorenson, Amber	153	385	.397
Herzberg, Ellie	20	52	.385
Schonhardt, Hannah	24	66	.364
Davison, Stephanie	97	267	.363
Hagen, Taylor	9	25	.360
Morgan, Mikaela	37	110	.336
Lamar, Sharnae	55	211	.261

3-Point Percentage	3FG	Att	Pct
Weekly, Madison	92	222	.414
Sorenson, Amber	97	282	.344
Schonhardt, Hannah	7	23	.304
Morgan, Mikaela	16	61	.262
Keitel, Jen	8	32	.250
Herzberg, Ellie	4	17	.235
Lamar, Sharnae	14	62	.226
Davison, Stephanie	13	71	.183
Davison, Angie	12	74	.162
Johnson, Alyssa	0	2	.000

Free Throw Percent	FG	Att	Pct
Herzberg, Ellie	18	21	.857
Weekly, Madison	132	161	.820
Davison, Angie	22	27	.815
Keitel, Jen	57	73	.781
Sorenson, Amber	32	41	.780
Davison, Stephanie	49	66	.742
Lamar, Sharnae	43	59	.729
Johnson, Alyssa	4	6	.667
Schonhardt, Hannah	13	20	.650
Hagen, Taylor	12	19	.632
Morgan, Mikaela	6	12	.500
Parker, Lauren	2	6	.333

Scoring Average	G	Pts	Avg/G
Weekly, Madison	35	618	17.7
Sorenson, Amber	35	435	12.4
Keitel, Jen	35	365	10.4
Herzberg, Ellie	8	62	7.8
Davison, Stephanie	34	256	7.5
Lamar, Sharnae	35	167	4.8
Morgan, Mikaela	33	96	2.9
Davison, Angie	35	82	2.3
Schonhardt, Hannah	35	68	1.9
Hagen, Taylor	24	30	1.3
Parker, Lauren	13	16	1.2
Johnson, Alyssa	27	30	1.1

Field Goal Attempts	G	Att	Att/G
Weekly, Madison	35	466	13.3
Sorenson, Amber	35	385	11.0
Keitel, Jen	35	313	8.9
Davison, Stephanie	34	267	7.9
Lamar, Sharnae	35	211	6.0

Field Goals Made	G	Made	Made/G
Weekly, Madison	35	197	5.6
Sorenson, Amber	35	153	4.4
Keitel, Jen	35	150	4.3
Davison, Stephanie	34	97	2.9
Lamar, Sharnae	35	55	1.6

3-Point FG Attempts	G	Att	Att/G
Sorenson, Amber	35	282	8.1
Weekly, Madison	35	222	6.3
Davison, Angie	35	74	2.1
Davison, Stephanie	34	71	2.1
Lamar, Sharnae	35	62	1.8

3-Point FG Made	G	Made	Made/G
Sorenson, Amber	35	97	2.8
Weekly, Madison	35	92	2.6
Morgan, Mikaela	33	16	0.5
Lamar, Sharnae	35	14	0.4
Davison, Stephanie	34	13	0.4

Free Throw Attempts	G	Att	Att/G
Weekly, Madison	35	161	4.6
Keitel, Jen	35	73	2.1
Davison, Stephanie	34	66	1.9
Lamar, Sharnae	35	59	1.7
Sorenson, Amber	35	41	1.2

Free Throws Made	G	Made	Made/G
Weekly, Madison	35	132	3.8
Keitel, Jen	35	57	1.6
Davison, Stephanie	34	49	1.4
Lamar, Sharnae	35	43	1.2
Sorenson, Amber	35	32	0.9



2015-16 SEASON REVIEW • CATEGORY LEADERS

Rebounds	G	Reb	Reb/G
Keitel, Jen	35	240	6.9
Sorenson, Amber	35	147	4.2
Lamar, Sharnae	35	142	4.1
Weekly, Madison	35	126	3.6
Davison, Stephanie	34	121	3.6

Rebound Average	G	Reb	Avg/G
Keitel, Jen	35	240	6.9
Sorenson, Amber	35	147	4.2
Lamar, Sharnae	35	142	4.1
Weekly, Madison	35	126	3.6
Davison, Stephanie	34	121	3.6

Offensive Rebounds	G	No.	Avg/G
Keitel, Jen	35	82	2.3
Davison, Stephanie	34	34	1.0
Weekly, Madison	35	30	0.9
Morgan, Mikaela	33	24	0.7
Lamar, Sharnae	35	17	0.5

Defensive Rebounds	G	No.	Avg/G
Keitel, Jen	35	158	4.5
Sorenson, Amber	35	133	3.8
Lamar, Sharnae	35	125	3.6
Weekly, Madison	35	96	2.7
Schonhardt, Hannah	35	88	2.5

Fouls	G	No.	Per/G
Lamar, Sharnae	35	77	2.2
Keitel, Jen	35	73	2.1
Weekly, Madison	35	71	2.0
Sorenson, Amber	35	66	1.9
Davison, Stephanie	34	66	1.9

Foulsouts	G	No.
Davison, Stephanie	34	2
Weekly, Madison	35	1

Assists	G	No.	Ast/G
Lamar, Sharnae	35	195	5.6
Weekly, Madison	35	83	2.4
Keitel, Jen	35	62	1.8
Davison, Stephanie	34	45	1.3
Sorenson, Amber	35	34	1.0

Steals	G	No.	Stl/G
Lamar, Sharnae	35	46	1.3
Weekly, Madison	35	39	1.1
Keitel, Jen	35	24	0.7
Davison, Stephanie	34	21	0.6
Morgan, Mikaela	33	21	0.6

Blocked Shots	G	No.	Blk/G
Keitel, Jen	35	39	1.1
Sorenson, Amber	35	36	1.0
Johnson, Alyssa	27	17	0.6
Schonhardt, Hannah	35	16	0.5
Davison, Stephanie	34	11	0.3

Minutes	G	No.	Min/G
Weekly, Madison	35	1167	33.3
Lamar, Sharnae	35	1079	30.8
Keitel, Jen	35	984	28.1
Sorenson, Amber	35	969	27.7
Davison, Stephanie	34	940	27.6

Turnovers	G	No.	TO/G
Lamar, Sharnae	35	74	2.1
Weekly, Madison	35	55	1.6
Davison, Stephanie	34	53	1.6
Keitel, Jen	35	48	1.4
Sorenson, Amber	35	44	1.3





2015-16 SEASON REVIEW • RETURNERS GAME-BY-GAME

#02 Weekly, Madison

Opponent	Date	gs	min	Total		3-Pointers		Free throws		Rebounds				pf	a	t/o	blk	stl	pts	avg	
				fg-fga	pct	3fg-fga	pct	ft-fa	pct	off	def	tot	avg								
ROCKHURST	11/15/15	*	30	4-8	.500	0-2	.000	0-0	.000	0	1	1	1.0	0	2	1	0	2	8	8.0	
SOUTH DAKOTA	11/17/15	*	31	4-10	.400	1-5	.200	2-2	1.000	1	2	3	2.0	1	1	2	0	0	11	9.5	
IOWA	11/22/15	*	34	5-15	.333	4-10	.400	3-4	.750	1	0	1	1.7	3	3	2	0	3	17	12.0	
vs Georgia Tech	11/26/15	*	32	5-8	.625	3-4	.750	2-4	.500	4	3	7	3.0	3	0	4	0	2	15	12.8	
vs Seton Hall	11/27/15	*	33	4-12	.333	2-7	.286	5-6	.833	3	3	6	3.6	4	2	2	0	2	15	13.2	
IOWA STATE	12/2/15	*	36	9-19	.474	3-4	.750	5-5	1.000	3	5	8	4.3	4	5	2	1	2	26	15.3	
at North Dakota	12/05/15	*	34	5-8	.625	2-3	.667	2-4	.500	0	4	4	4.3	3	3	2	0	0	14	15.1	
at South Dakota State	12/9/15	*	44	6-12	.500	3-6	.500	9-10	.900	1	4	5	4.4	0	3	2	0	2	24	16.3	
vs Akron	12/13/15	*	33	2-15	.133	2-11	.182	5-6	.833	2	5	7	4.7	2	2	0	0	1	11	15.7	
TULSA	12/20/15	*	29	3-9	.333	3-6	.500	3-4	.750	2	2	4	4.6	1	2	2	0	0	12	15.3	
at Creighton	12/22/15	*	37	4-10	.400	1-3	.333	6-7	.857	0	0	0	4.2	1	2	0	0	1	15	15.3	
EVANSVILLE	1/1/16	*	37	5-9	.556	2-3	.667	5-5	1.000	1	2	3	4.1	0	5	3	0	0	17	15.4	
SOUTHERN ILLINOIS	1/3/16	*	33	11-23	.478	4-8	.500	2-3	.667	0	2	2	3.9	5	2	0	0	0	28	16.4	
at Wichita State	1/8/16	*	35	2-9	.222	0-4	.000	1-2	.500	0	2	2	3.8	0	1	1	1	2	5	15.6	
at Missouri State	1/10/16	*	33	8-17	.471	4-9	.444	8-8	1.000	1	5	6	3.9	3	2	1	0	1	28	16.4	
ILLINOIS STATE	1/15/16	*	34	5-15	.333	2-8	.250	1-2	.500	2	3	5	4.0	3	3	0	0	2	13	16.2	
INDIANA STATE	1/17/16	*	36	3-13	.231	2-4	.500	6-6	1.000	1	7	8	4.2	3	3	1	1	1	14	16.1	
at Drake	1/24/16	*	34	8-13	.615	6-9	.667	3-3	1.000	0	2	2	4.1	2	3	2	0	1	25	16.6	
at Loyola	1/29/16	*	30	7-15	.467	4-8	.500	2-2	1.000	0	2	2	4.0	3	1	2	0	0	20	16.7	
at Bradley	1/31/16	*	34	7-20	.350	1-8	.125	3-9	.333	2	2	4	4.0	1	1	2	0	2	18	16.8	
MISSOURI STATE	2/5/16	*	43	6-20	.300	0-5	.000	7-8	.875	1	4	5	4.0	2	1	3	1	2	19	16.9	
WICHITA STATE	2/7/16	*	30	7-17	.412	5-11	.455	0-0	.000	1	1	2	4.0	1	3	2	0	2	19	17.0	
at Indiana State	2/12/16	*	35	6-11	.545	4-7	.571	2-2	1.000	0	2	2	3.9	0	0	1	0	2	18	17.0	
at Illinois State	2/14/16	*	30	8-14	.571	5-8	.625	2-2	1.000	0	2	2	3.8	2	2	2	0	2	23	17.3	
DRAKE	2/19/16	*	38	7-13	.538	2-5	.400	6-6	1.000	1	5	6	3.9	2	5	2	0	2	22	17.5	
BRADLEY	2/26/16	*	24	8-13	.615	3-6	.500	0-0	.000	1	2	3	3.8	3	3	0	0	0	19	17.5	
LOYOLA	2/28/16	*	34	5-14	.357	3-9	.333	4-6	.667	0	4	4	3.9	2	3	0	0	0	17	17.5	
at Southern Illinois	3/3/16	*	35	6-12	.500	2-5	.400	7-9	.778	0	1	1	3.8	3	4	2	0	0	21	17.6	
at Evansville	3/5/16	*	36	4-14	.286	3-8	.375	9-12	.750	0	3	3	3.7	2	3	3	1	1	20	17.7	
vs Bradley	3/11/16	*	28	6-13	.462	3-6	.500	7-7	1.000	0	1	1	3.6	3	0	3	0	0	22	17.9	
vs Southern Illinois	3/12/16	*	25	7-11	.636	5-7	.714	2-4	.500	0	4	4	3.6	1	1	1	0	0	21	18.0	
vs Missouri State	3/13/16	*	32	6-14	.429	1-6	.167	4-4	1.000	0	1	1	3.6	2	2	1	0	0	17	17.9	
at Nebraska	3/17/16	*	34	7-15	.467	4-7	.571	4-4	1.000	2	4	6	3.6	2	6	2	0	3	22	18.1	
DRAKE	3/19/16	*	30	5-14	.357	3-7	.429	0-0	.000	0	5	5	3.7	1	2	0	0	1	13	17.9	
at South Dakota	3/24/16	*	34	2-11	.182	0-3	.000	5-5	1.000	0	1	1	3.6	3	2	2	0	0	9	17.7	
Totals			35	1167	197-466	.423	92-222	.414	132-161	.820	30	96	126	3.6	71	83	55	5	39	618	17.7

Games played: 35
 Minutes/game: 33.3
 Points/game: 17.7
 FG Pct: 42.3
 3FG Pct: 41.4
 FT Pct: 82.0

Rebounds/game: 3.6
 Assists/game: 2.4
 Turnovers/game: 1.6
 Assist/turnover ratio: 1.5
 Steals/game: 1.1
 Blocks/game: 0.1





2015-16 SEASON REVIEW • RETURNERS GAME-BY-GAME

#10 Herzberg, Ellie

Opponent	Date	gs	min	Total		3-Pointers		Free throws		Rebounds				pf	a	t/o	blk	stl	pts	avg
				fg-fga	pct	3fg-fga	pct	ft-fga	pct	off	def	tot	avg							
ROCKHURST	11/15/15		13	2-5	.400	1-2	.500	0-0	.000	0	1	1	1.0	0	0	1	0	3	5	5.0
SOUTH DAKOTA	11/17/15		19	3-10	.300	1-4	.250	0-0	.000	1	1	2	1.5	1	1	2	1	6	7	6.0
IOWA	11/22/15 *		20	0-4	.000	0-1	.000	0-0	.000	0	2	2	1.7	4	0	1	0	0	0	4.0
vs Georgia Tech	11/26/15		17	4-5	.800	0-1	.000	7-8	.875	4	1	5	2.5	2	1	2	0	0	15	6.8
vs Seton Hall	11/27/15		21	1-3	.333	1-1	1.000	2-2	1.000	2	3	5	3.0	0	1	1	0	1	5	6.4
IOWA STATE	12/2/15		23	5-13	.385	0-5	.000	2-3	.667	4	1	5	3.3	4	4	0	0	2	12	7.3
at North Dakota	12/05/15		22	3-6	.500	0-1	.000	3-4	.750	1	2	3	3.3	4	1	0	0	0	9	7.6
at South Dakota State	12/9/15		20	2-6	.333	1-2	.500	4-4	1.000	1	3	4	3.4	4	2	0	1	2	9	7.8
vs Akron	12/13/15	dnp		-	-	-	-	-	-	-	-	-	-	-	-	-	-	-	-	-
TULSA	12/20/15	dnp		-	-	-	-	-	-	-	-	-	-	-	-	-	-	-	-	-
at Creighton	12/22/15	dnp		-	-	-	-	-	-	-	-	-	-	-	-	-	-	-	-	-
EVANSVILLE	1/1/16	dnp		-	-	-	-	-	-	-	-	-	-	-	-	-	-	-	-	-
SOUTHERN ILLINOIS	1/3/16	dnp		-	-	-	-	-	-	-	-	-	-	-	-	-	-	-	-	-
at Wichita State	1/8/16	dnp		-	-	-	-	-	-	-	-	-	-	-	-	-	-	-	-	-
at Missouri State	1/10/16	dnp		-	-	-	-	-	-	-	-	-	-	-	-	-	-	-	-	-
ILLINOIS STATE	1/15/16	dnp		-	-	-	-	-	-	-	-	-	-	-	-	-	-	-	-	-
INDIANA STATE	1/17/16	dnp		-	-	-	-	-	-	-	-	-	-	-	-	-	-	-	-	-
at Drake	1/24/16	dnp		-	-	-	-	-	-	-	-	-	-	-	-	-	-	-	-	-
at Loyola	1/29/16	dnp		-	-	-	-	-	-	-	-	-	-	-	-	-	-	-	-	-
at Bradley	1/31/16	dnp		-	-	-	-	-	-	-	-	-	-	-	-	-	-	-	-	-
MISSOURI STATE	2/5/16	dnp		-	-	-	-	-	-	-	-	-	-	-	-	-	-	-	-	-
WICHITA STATE	2/7/16	dnp		-	-	-	-	-	-	-	-	-	-	-	-	-	-	-	-	-
at Indiana State	2/12/16	dnp		-	-	-	-	-	-	-	-	-	-	-	-	-	-	-	-	-
at Illinois State	2/14/16	dnp		-	-	-	-	-	-	-	-	-	-	-	-	-	-	-	-	-
DRAKE	2/19/16	dnp		-	-	-	-	-	-	-	-	-	-	-	-	-	-	-	-	-
BRADLEY	2/26/16	dnp		-	-	-	-	-	-	-	-	-	-	-	-	-	-	-	-	-
LOYOLA	2/28/16	dnp		-	-	-	-	-	-	-	-	-	-	-	-	-	-	-	-	-
at Southern Illinois	3/3/16	dnp		-	-	-	-	-	-	-	-	-	-	-	-	-	-	-	-	-
at Evansville	3/5/16	dnp		-	-	-	-	-	-	-	-	-	-	-	-	-	-	-	-	-
vs Bradley	3/11/16	dnp		-	-	-	-	-	-	-	-	-	-	-	-	-	-	-	-	-
vs Southern Illinois	3/12/16	dnp		-	-	-	-	-	-	-	-	-	-	-	-	-	-	-	-	-
vs Missouri State	3/13/16	dnp		-	-	-	-	-	-	-	-	-	-	-	-	-	-	-	-	-
at Nebraska	3/17/16	dnp		-	-	-	-	-	-	-	-	-	-	-	-	-	-	-	-	-
DRAKE	3/19/16	dnp		-	-	-	-	-	-	-	-	-	-	-	-	-	-	-	-	-
at South Dakota	3/24/16	dnp		-	-	-	-	-	-	-	-	-	-	-	-	-	-	-	-	-
Totals		1	155	20-52	.385	4-17	.235	18-21	.857	13	14	27	3.4	19	10	7	2	14	62	7.8

Games played: 8
 Minutes/game: 19.4
 Points/game: 7.8
 FG Pct: 38.5
 3FG Pct: 23.5
 FT Pct: 85.7

Rebounds/game: 3.4
 Assists/game: 1.3
 Turnovers/game: 0.9
 Assist/turnover ratio: 1.4
 Steals/game: 1.8
 Blocks/game: 0.3





2015-16 SEASON REVIEW • RETURNERS GAME-BY-GAME

#11 Davison, Angie

Opponent	Date	gs	min	Total		3-Pointers		Free throws		Rebounds				pf	a	t/o	blk	stl	pts	avg
				fg-fga	pct	3fg-fga	pct	ft-fa	pct	off	def	tot	avg							
ROCKHURST	11/15/15		19	1-4	.250	1-2	.500	0-0	.000	2	2	4	4.0	2	2	0	0	2	3	3.0
SOUTH DAKOTA	11/17/15		19	2-4	.500	2-4	.500	0-0	.000	0	1	1	2.5	3	0	0	0	0	6	4.5
IOWA	11/22/15		18	1-4	.250	1-4	.250	1-2	.500	0	1	1	2.0	2	1	4	0	0	4	4.3
vs Georgia Tech	11/26/15		3	0-2	.000	0-2	.000	0-0	.000	0	0	0	1.5	1	0	0	0	0	0	3.3
vs Seton Hall	11/27/15		13	0-4	.000	0-3	.000	1-2	.500	0	0	0	1.2	3	0	1	0	0	1	2.8
IOWA STATE	12/2/15		11	1-4	.250	0-2	.000	1-1	1.000	1	0	1	1.2	0	1	1	0	1	3	2.8
at North Dakota	12/05/15		15	0-2	.000	0-2	.000	0-0	.000	0	1	1	1.1	2	0	1	0	0	0	2.4
at South Dakota State	12/9/15		15	0-0	.000	0-0	.000	5-6	.833	0	2	2	1.3	0	1	0	1	0	5	2.8
vs Akron	12/13/15	*	22	1-6	.167	1-5	.200	0-0	.000	0	2	2	1.3	3	0	0	0	2	3	2.8
TULSA	12/20/15	*	27	4-9	.444	0-3	.000	1-1	1.000	0	0	0	1.2	2	2	2	0	2	9	3.4
at Creighton	12/22/15	*	25	1-5	.200	0-1	.000	3-3	1.000	1	2	3	1.4	1	2	0	0	0	5	3.5
EVANSVILLE	1/1/16	*	30	4-7	.571	1-2	.500	1-2	.500	0	2	2	1.4	2	0	2	1	1	10	4.1
SOUTHERN ILLINOIS	1/3/16	*	17	0-4	.000	0-2	.000	0-0	.000	1	0	1	1.4	3	0	1	0	0	0	3.8
at Wichita State	1/8/16	*	17	0-2	.000	0-2	.000	2-2	1.000	0	2	2	1.4	1	0	2	0	0	2	3.6
at Missouri State	1/10/16		7	0-0	.000	0-0	.000	0-0	.000	0	0	0	1.3	0	0	1	0	0	0	3.4
ILLINOIS STATE	1/15/16		5	0-3	.000	0-2	.000	0-0	.000	0	2	2	1.4	0	1	0	0	0	0	3.2
INDIANA STATE	1/17/16		8	0-3	.000	0-2	.000	0-0	.000	0	0	0	1.3	1	0	1	0	0	0	3.0
at Drake	1/24/16		5	0-0	.000	0-0	.000	0-0	.000	0	0	0	1.2	0	0	0	0	1	0	2.8
at Loyola	1/29/16		5	0-1	.000	0-0	.000	0-0	.000	0	0	0	1.2	0	0	1	0	0	0	2.7
at Bradley	1/31/16		17	0-6	.000	0-5	.000	0-0	.000	1	2	3	1.3	0	1	0	0	0	0	2.6
MISSOURI STATE	2/5/16		10	1-2	.500	1-2	.500	0-0	.000	1	0	1	1.2	0	0	0	0	1	3	2.6
WICHITA STATE	2/7/16		12	1-3	.333	0-2	.000	2-2	1.000	0	1	1	1.2	1	2	0	0	0	4	2.6
at Indiana State	2/12/16		8	0-1	.000	0-1	.000	0-0	.000	1	0	1	1.2	0	0	1	0	0	0	2.5
at Illinois State	2/14/16		12	0-2	.000	0-2	.000	0-0	.000	0	0	0	1.2	2	1	1	0	0	0	2.4
DRAKE	2/19/16		7	1-2	.500	1-2	.500	0-0	.000	0	0	0	1.1	1	1	1	1	1	3	2.4
BRADLEY	2/26/16		17	1-2	.500	1-2	.500	2-2	1.000	2	2	4	1.2	0	1	1	1	1	5	2.5
LOYOLA	2/28/16		8	0-1	.000	0-1	.000	0-0	.000	0	0	0	1.2	0	1	0	0	0	0	2.4
at Southern Illinois	3/3/16		11	0-1	.000	0-1	.000	0-0	.000	0	1	1	1.2	3	0	1	0	0	0	2.4
at Evansville	3/5/16		19	1-2	.500	1-2	.500	0-0	.000	0	1	1	1.2	2	0	1	0	0	3	2.4
vs Bradley	3/11/16		4	0-2	.000	0-1	.000	0-0	.000	0	2	2	1.2	0	0	0	0	0	0	2.3
vs Southern Illinois	3/12/16		15	0-2	.000	0-2	.000	0-0	.000	0	0	0	1.2	2	1	0	0	0	0	2.2
vs Missouri State	3/13/16		6	0-2	.000	0-1	.000	1-2	.500	1	0	1	1.2	0	0	1	0	1	1	2.2
at Nebraska	3/17/16		18	3-8	.375	2-7	.286	0-0	.000	0	0	0	1.1	1	1	0	1	0	8	2.4
DRAKE	3/19/16		14	0-5	.000	0-4	.000	2-2	1.000	0	0	0	1.1	0	0	0	0	0	2	2.4
at South Dakota	3/24/16		12	1-2	.500	0-1	.000	0-0	.000	0	2	2	1.1	0	1	0	0	0	2	2.3
Totals		6	471	24-107	.224	12-74	.162	22-27	.815	11	28	39	1.1	38	20	24	5	13	82	2.3

Games played: 35
 Minutes/game: 13.5
 Points/game: 2.3
 FG Pct: 22.4
 3FG Pct: 16.2
 FT Pct: 81.5

Rebounds/game: 1.1
 Assists/game: 0.6
 Turnovers/game: 0.7
 Assist/turnover ratio: 0.8
 Steals/game: 0.4
 Blocks/game: 0.1





2015-16 SEASON REVIEW • RETURNERS GAME-BY-GAME

#15 Garrison, Dariann

Opponent	Date	gs	min	Total		3-Pointers		Free throws		Rebounds				pf	a	t/o	blk	stl	pts	avg
				fg-fga	pct	3fg-fga	pct	ft-fita	pct	off	def	tot	avg							
ROCKHURST	11/15/15	dnp		-	-	-	-	-	-	-	-	-	-	-	-	-	-	-	-	-
SOUTH DAKOTA	11/17/15	dnp		-	-	-	-	-	-	-	-	-	-	-	-	-	-	-	-	-
IOWA	11/22/15	dnp		-	-	-	-	-	-	-	-	-	-	-	-	-	-	-	-	-
vs Georgia Tech	11/26/15	dnp		-	-	-	-	-	-	-	-	-	-	-	-	-	-	-	-	-
vs Seton Hall	11/27/15	dnp		-	-	-	-	-	-	-	-	-	-	-	-	-	-	-	-	-
IOWA STATE	12/2/15	dnp		-	-	-	-	-	-	-	-	-	-	-	-	-	-	-	-	-
at North Dakota	12/05/15	dnp		-	-	-	-	-	-	-	-	-	-	-	-	-	-	-	-	-
at South Dakota State	12/9/15	dnp		-	-	-	-	-	-	-	-	-	-	-	-	-	-	-	-	-
vs Akron	12/13/15	dnp		-	-	-	-	-	-	-	-	-	-	-	-	-	-	-	-	-
TULSA	12/20/15	2		0-0	.000	0-0	.000	0-0	.000	0	0	0	0.0	0	0	0	0	0	0	0.0
at Creighton	12/22/15	dnp		-	-	-	-	-	-	-	-	-	-	-	-	-	-	-	-	-
EVANSVILLE	1/1/16	dnp		-	-	-	-	-	-	-	-	-	-	-	-	-	-	-	-	-
SOUTHERN ILLINOIS	1/3/16	dnp		-	-	-	-	-	-	-	-	-	-	-	-	-	-	-	-	-
at Wichita State	1/8/16	dnp		-	-	-	-	-	-	-	-	-	-	-	-	-	-	-	-	-
at Missouri State	1/10/16	dnp		-	-	-	-	-	-	-	-	-	-	-	-	-	-	-	-	-
ILLINOIS STATE	1/15/16	dnp		-	-	-	-	-	-	-	-	-	-	-	-	-	-	-	-	-
INDIANA STATE	1/17/16	dnp		-	-	-	-	-	-	-	-	-	-	-	-	-	-	-	-	-
at Drake	1/24/16	dnp		-	-	-	-	-	-	-	-	-	-	-	-	-	-	-	-	-
at Loyola	1/29/16	dnp		-	-	-	-	-	-	-	-	-	-	-	-	-	-	-	-	-
at Bradley	1/31/16	dnp		-	-	-	-	-	-	-	-	-	-	-	-	-	-	-	-	-
MISSOURI STATE	2/5/16	dnp		-	-	-	-	-	-	-	-	-	-	-	-	-	-	-	-	-
WICHITA STATE	2/7/16	2		0-0	.000	0-0	.000	1-4	.250	0	1	1	0.5	0	0	0	0	0	1	0.5
at Indiana State	2/12/16	dnp		-	-	-	-	-	-	-	-	-	-	-	-	-	-	-	-	-
at Illinois State	2/14/16	1		0-0	.000	0-0	.000	0-0	.000	0	0	0	0.3	0	0	0	0	0	0	0.3
DRAKE	2/19/16	dnp		-	-	-	-	-	-	-	-	-	-	-	-	-	-	-	-	-
BRADLEY	2/26/16	dnp		-	-	-	-	-	-	-	-	-	-	-	-	-	-	-	-	-
LOYOLA	2/28/16	dnp		-	-	-	-	-	-	-	-	-	-	-	-	-	-	-	-	-
at Southern Illinois	3/3/16	dnp		-	-	-	-	-	-	-	-	-	-	-	-	-	-	-	-	-
at Evansville	3/5/16	dnp		-	-	-	-	-	-	-	-	-	-	-	-	-	-	-	-	-
vs Bradley	3/11/16	dnp		-	-	-	-	-	-	-	-	-	-	-	-	-	-	-	-	-
vs Southern Illinois	3/12/16	2		1-1	1.000	0-0	.000	0-0	.000	1	0	1	0.5	0	0	0	0	0	2	0.8
vs Missouri State	3/13/16	dnp		-	-	-	-	-	-	-	-	-	-	-	-	-	-	-	-	-
at Nebraska	3/17/16	dnp		-	-	-	-	-	-	-	-	-	-	-	-	-	-	-	-	-
DRAKE	3/19/16	dnp		-	-	-	-	-	-	-	-	-	-	-	-	-	-	-	-	-
at South Dakota	3/24/16	dnp		-	-	-	-	-	-	-	-	-	-	-	-	-	-	-	-	-
Totals		0	7	1-1	1.000	0-0	.000	1-4	.250	1	1	2	0.5	0	0	0	0	0	3	0.8

Games played: 4
 Minutes/game: 1.8
 Points/game: 0.8
 FG Pct: 100.0
 FT Pct: 25.0

Rebounds/game: 0.5





2015-16 SEASON REVIEW • RETURNERS GAME-BY-GAME

#20 Schonhardt, Hannah

Opponent	Date	gs	min	Total		3-Pointers		Free throws		Rebounds				pf	a	t/o	blk	stl	pts	avg
				fg-fga	pct	3fg-fga	pct	ft-fa	pct	off	def	tot	avg							
ROCKHURST	11/15/15		13	0-2	.000	0-1	.000	1-2	.500	2	4	6	6.0	1	0	3	0	2	1	1.0
SOUTH DAKOTA	11/17/15		15	0-1	.000	0-0	.000	0-0	.000	1	3	4	5.0	1	1	3	2	0	0	0.5
IOWA	11/22/15		15	0-3	.000	0-1	.000	1-2	.500	0	1	1	3.7	4	0	0	0	0	1	0.7
vs Georgia Tech	11/26/15		6	0-1	.000	0-1	.000	0-0	.000	0	0	0	2.8	0	0	0	0	0	0	0.5
vs Seton Hall	11/27/15		7	1-2	.500	0-0	.000	0-0	.000	0	2	2	2.6	3	0	2	0	1	2	0.8
IOWA STATE	12/2/15		8	1-3	.333	0-1	.000	0-2	.000	0	1	1	2.3	1	0	1	0	1	2	1.0
at North Dakota	12/05/15		10	1-2	.500	1-1	1.000	0-0	.000	0	2	2	2.3	2	0	1	1	0	3	1.3
at South Dakota State	12/9/15		13	0-1	.000	0-0	.000	2-2	1.000	0	3	3	2.4	2	0	1	0	0	2	1.4
vs Akron	12/13/15		9	1-5	.200	1-2	.500	1-2	.500	1	2	3	2.4	2	0	1	0	1	4	1.7
TULSA	12/20/15		20	0-1	.000	0-1	.000	0-0	.000	1	4	5	2.7	3	2	0	1	0	0	1.5
at Creighton	12/22/15		10	0-1	.000	0-1	.000	0-0	.000	0	1	1	2.5	2	2	0	0	0	0	1.4
EVANSVILLE	1/1/16		11	1-4	.250	0-1	.000	0-0	.000	0	2	2	2.5	1	0	0	0	0	2	1.4
SOUTHERN ILLINOIS	1/3/16		5	0-1	.000	0-0	.000	0-0	.000	1	1	2	2.5	1	0	0	0	0	0	1.3
at Wichita State	1/8/16		10	1-3	.333	1-2	.500	0-0	.000	0	3	3	2.5	2	0	0	0	0	3	1.4
at Missouri State	1/10/16		16	0-2	.000	0-1	.000	0-0	.000	0	6	6	2.7	2	1	1	0	2	0	1.3
ILLINOIS STATE	1/15/16		12	0-0	.000	0-0	.000	0-0	.000	1	0	1	2.6	1	1	0	2	0	0	1.3
INDIANA STATE	1/17/16		7	0-0	.000	0-0	.000	0-0	.000	0	1	1	2.5	1	0	0	0	0	0	1.2
at Drake	1/24/16		16	0-1	.000	0-0	.000	0-0	.000	1	2	3	2.6	2	0	1	1	0	0	1.1
at Loyola	1/29/16		7	0-0	.000	0-0	.000	0-0	.000	0	0	0	2.4	4	0	1	0	0	0	1.1
at Bradley	1/31/16		15	1-1	1.000	1-1	1.000	0-0	.000	1	5	6	2.6	1	1	0	1	0	3	1.2
MISSOURI STATE	2/5/16		17	2-3	.667	0-0	.000	3-5	.600	0	3	3	2.6	4	0	0	0	1	7	1.4
WICHITA STATE	2/7/16		16	0-1	.000	0-0	.000	2-2	1.000	1	2	3	2.6	3	2	0	1	0	2	1.5
at Indiana State	2/12/16		14	2-3	.667	0-0	.000	0-0	.000	1	3	4	2.7	2	0	1	0	1	4	1.6
at Illinois State	2/14/16		12	2-3	.667	0-1	.000	1-1	1.000	0	4	4	2.8	2	0	0	0	1	5	1.7
DRAKE	2/19/16		13	1-1	1.000	0-0	.000	0-0	.000	1	1	2	2.7	3	1	0	1	1	2	1.7
BRADLEY	2/26/16		16	1-3	.333	0-1	.000	0-0	.000	0	5	5	2.8	0	1	2	1	1	2	1.7
LOYOLA	2/28/16		6	0-2	.000	0-0	.000	0-0	.000	0	4	4	2.9	0	0	0	0	0	0	1.7
at Southern Illinois	3/3/16		6	0-0	.000	0-0	.000	0-0	.000	0	0	0	2.8	0	0	0	1	0	0	1.6
at Evansville	3/5/16		10	2-2	1.000	0-0	.000	0-0	.000	1	4	5	2.8	0	0	1	1	0	4	1.7
vs Bradley	3/11/16		12	1-1	1.000	0-0	.000	0-0	.000	0	1	1	2.8	1	0	0	0	0	2	1.7
vs Southern Illinois	3/12/16		17	2-3	.667	0-0	.000	0-0	.000	1	8	9	3.0	0	0	0	1	1	4	1.8
vs Missouri State	3/13/16		15	0-1	.000	0-1	.000	2-2	1.000	0	3	3	3.0	3	0	0	0	1	2	1.8
at Nebraska	3/17/16		19	1-3	.333	1-2	.500	0-0	.000	1	3	4	3.0	2	2	0	1	1	3	1.8
DRAKE	3/19/16		13	2-4	.500	2-4	.500	0-0	.000	0	3	3	3.0	2	1	0	0	0	6	1.9
at South Dakota	3/24/16		14	1-2	.500	0-0	.000	0-0	.000	0	1	1	2.9	1	0	1	1	0	2	1.9
Totals		0	425	24-66	.364	7-23	.304	13-20	.650	15	88	103	2.9	59	15	20	16	15	68	1.9

Games played: 35
Minutes/game: 12.1
Points/game: 1.9
FG Pct: 36.4
3FG Pct: 30.4
FT Pct: 65.0

Rebounds/game: 2.9
Assists/game: 0.4
Turnovers/game: 0.6
Assist/turnover ratio: 0.8
Steals/game: 0.4
Blocks/game: 0.5





2015-16 SEASON REVIEW • RETURNERS GAME-BY-GAME

#24 Morgan, Mikaela

Opponent	Date	gs	min	Total		3-Pointers		Free throws		Rebounds				pf	a	t/o	blk	stl	pts	avg
				fg-fga	pct	3fg-fga	pct	ft-fga	pct	off	def	tot	avg							
ROCKHURST	11/15/15		11	3-5	.600	1-2	.500	1-2	.500	0	0	0	0.0	1	0	1	0	0	8	8.0
SOUTH DAKOTA	11/17/15		16	1-2	.500	0-1	.000	0-0	.000	1	3	4	2.0	1	2	0	0	0	2	5.0
IOWA	11/22/15		16	3-6	.500	1-3	.333	0-3	.000	6	5	11	5.0	1	0	0	0	0	7	5.7
vs Georgia Tech	11/26/15		5	1-2	.500	1-2	.500	0-0	.000	0	0	0	3.8	2	0	1	0	0	3	5.0
vs Seton Hall	11/27/15		5	0-2	.000	0-1	.000	0-0	.000	0	1	1	3.2	0	0	1	0	0	0	4.0
IOWA STATE	12/2/15		9	1-1	1.000	0-0	.000	0-0	.000	0	0	0	2.7	0	0	1	0	2	2	3.7
at North Dakota	12/05/15		5	0-1	.000	0-0	.000	0-0	.000	0	0	0	2.3	0	0	0	0	0	0	3.1
at South Dakota State	12/9/15		9	0-1	.000	0-0	.000	0-0	.000	0	1	1	2.1	1	0	2	0	1	0	2.8
vs Akron	12/13/15		8	1-7	.143	0-4	.000	0-0	.000	1	0	1	2.0	1	0	2	0	0	2	2.7
TULSA	12/20/15		15	1-5	.200	1-4	.250	0-0	.000	1	2	3	2.1	0	1	1	0	1	3	2.7
at Creighton	12/22/15		22	2-3	.667	1-2	.500	0-0	.000	1	0	1	2.0	0	0	0	0	1	5	2.9
EVANSVILLE	1/1/16		15	1-5	.200	0-2	.000	0-0	.000	0	1	1	1.9	2	0	0	0	0	2	2.8
SOUTHERN ILLINOIS	1/3/16		23	2-5	.400	1-4	.250	0-1	.000	2	1	3	2.0	0	2	0	0	1	5	3.0
at Wichita State	1/8/16		15	2-3	.667	0-1	.000	0-0	.000	1	1	2	2.0	0	1	1	2	1	4	3.1
at Missouri State	1/10/16		11	1-2	.500	0-1	.000	0-0	.000	1	0	1	1.9	0	0	0	0	1	2	3.0
ILLINOIS STATE	1/15/16		19	1-2	.500	1-2	.500	0-0	.000	0	1	1	1.9	2	0	0	0	1	3	3.0
INDIANA STATE	1/17/16		14	1-5	.200	1-3	.333	0-0	.000	0	0	0	1.8	0	0	0	0	0	3	3.0
at Drake	1/24/16		15	1-5	.200	0-3	.000	0-0	.000	2	2	4	1.9	2	1	1	0	0	2	2.9
at Loyola	1/29/16		18	2-3	.667	1-1	1.000	0-0	.000	1	1	2	1.9	0	0	0	0	2	5	3.1
at Bradley	1/31/16	dnp		-	-	-	-	-	-	-	-	-	-	-	-	-	-	-	-	-
MISSOURI STATE	2/5/16	dnp		-	-	-	-	-	-	-	-	-	-	-	-	-	-	-	-	-
WICHITA STATE	2/7/16		6	0-1	.000	0-1	.000	0-0	.000	0	1	1	1.9	1	0	1	0	0	0	2.9
at Indiana State	2/12/16		10	0-4	.000	0-1	.000	0-0	.000	0	0	0	1.8	1	0	1	0	0	0	2.8
at Illinois State	2/14/16		19	0-3	.000	0-3	.000	2-2	1.000	0	3	3	1.8	3	2	2	0	2	2	2.7
DRAKE	2/19/16		16	1-3	.333	1-2	.500	2-2	1.000	2	0	2	1.8	2	0	0	1	0	5	2.8
BRADLEY	2/26/16		22	2-8	.250	1-3	.333	0-0	.000	2	1	3	1.9	1	2	0	0	0	5	2.9
LOYOLA	2/28/16		11	1-2	.500	1-2	.500	0-0	.000	0	0	0	1.8	3	0	0	0	0	3	2.9
at Southern Illinois	3/3/16		4	0-0	.000	0-0	.000	0-0	.000	0	0	0	1.7	0	0	1	0	0	0	2.8
at Evansville	3/5/16		9	1-1	1.000	1-1	1.000	0-0	.000	0	2	2	1.7	2	0	1	0	0	3	2.8
vs Bradley	3/11/16		18	2-6	.333	1-3	.333	0-0	.000	1	2	3	1.8	0	0	1	0	0	5	2.9
vs Southern Illinois	3/12/16		16	3-6	.500	1-3	.333	1-2	.500	0	2	2	1.8	0	0	3	0	2	8	3.1
vs Missouri State	3/13/16		16	2-5	.400	0-1	.000	0-0	.000	2	2	4	1.9	4	0	0	0	2	4	3.1
at Nebraska	3/17/16		24	1-3	.333	1-3	.333	0-0	.000	0	3	3	1.9	2	3	1	0	2	3	3.1
DRAKE	3/19/16		15	0-2	.000	0-1	.000	0-0	.000	0	0	0	1.8	0	0	1	0	1	0	3.0
at South Dakota	3/24/16		12	0-1	.000	0-1	.000	0-0	.000	0	2	2	1.8	1	0	1	0	1	0	2.9
Totals		0	449	37-110	.336	16-61	.262	6-12	.500	24	37	61	1.8	33	14	24	3	21	96	2.9

Games played: 33
 Minutes/game: 13.6
 Points/game: 2.9
 FG Pct: 33.6
 3FG Pct: 26.2
 FT Pct: 50.0

Rebounds/game: 1.8
 Assists/game: 0.4
 Turnovers/game: 0.7
 Assist/turnover ratio: 0.6
 Steals/game: 0.6
 Blocks/game: 0.1





2015-16 SEASON REVIEW • RETURNERS GAME-BY-GAME

#34 Hagen, Taylor

Opponent	Date	gs	min	Total		3-Pointers		Free throws		Rebounds				pf	a	t/o	blk	stl	pts	avg
				fg-fga	pct	3fg-fga	pct	ft-fa	pct	off	def	tot	avg							
ROCKHURST	11/15/15		3	0-1	.000	0-0	.000	1-3	.333	0	0	0	0.0	0	0	0	1	0	1	1.0
SOUTH DAKOTA	11/17/15		6	1-2	.500	0-0	.000	0-0	.000	0	0	0	0.0	0	0	0	1	1	2	1.5
IOWA	11/22/15		15	2-3	.667	0-0	.000	2-3	.667	0	0	0	0.0	1	1	0	0	0	6	3.0
vs Georgia Tech	11/26/15		7	1-1	1.000	0-0	.000	0-0	.000	0	0	0	0.0	1	0	0	0	1	2	2.8
vs Seton Hall	11/27/15		9	1-5	.200	0-0	.000	2-3	.667	1	1	2	0.4	0	0	1	0	0	4	3.0
IOWA STATE	12/2/15		5	0-1	.000	0-0	.000	0-0	.000	0	0	0	0.3	2	1	0	1	0	0	2.5
at North Dakota	12/05/15		15	0-1	.000	0-0	.000	0-0	.000	1	2	3	0.7	2	3	0	0	0	0	2.1
at South Dakota State	12/9/15		11	1-2	.500	0-0	.000	0-0	.000	1	2	3	1.0	0	0	4	1	0	2	2.1
vs Akron	12/13/15		3	0-1	.000	0-0	.000	0-0	.000	0	0	0	0.9	0	0	0	1	0	0	1.9
TULSA	12/20/15		7	0-0	.000	0-0	.000	4-4	1.000	1	1	2	1.0	0	0	0	0	0	4	2.1
at Creighton	12/22/15		2	0-0	.000	0-0	.000	0-0	.000	1	0	1	1.0	0	0	0	0	0	0	1.9
EVANSVILLE	1/1/16	dnp		-	-	-	-	-	-	-	-	-	-	-	-	-	-	-	-	-
SOUTHERN ILLINOIS	1/3/16		3	0-0	.000	0-0	.000	0-0	.000	0	0	0	0.9	0	0	0	0	0	0	1.8
at Wichita State	1/8/16		0	0-0	.000	0-0	.000	0-0	.000	0	0	0	0.8	0	0	0	0	0	0	1.6
at Missouri State	1/10/16		3	0-0	.000	0-0	.000	0-0	.000	0	0	0	0.8	0	1	0	0	0	0	1.5
ILLINOIS STATE	1/15/16	dnp		-	-	-	-	-	-	-	-	-	-	-	-	-	-	-	-	-
INDIANA STATE	1/17/16		3	1-2	.500	0-0	.000	0-0	.000	0	0	0	0.7	1	0	0	0	0	2	1.5
at Drake	1/24/16		3	1-1	1.000	0-0	.000	1-2	.500	0	0	0	0.7	0	0	0	0	0	3	1.6
at Loyola	1/29/16		3	0-0	.000	0-0	.000	0-0	.000	0	0	0	0.6	0	1	0	0	0	0	1.5
at Bradley	1/31/16	dnp		-	-	-	-	-	-	-	-	-	-	-	-	-	-	-	-	-
MISSOURI STATE	2/5/16	dnp		-	-	-	-	-	-	-	-	-	-	-	-	-	-	-	-	-
WICHITA STATE	2/7/16		7	0-0	.000	0-0	.000	0-0	.000	0	0	0	0.6	2	0	0	2	0	0	1.4
at Indiana State	2/12/16	dnp		-	-	-	-	-	-	-	-	-	-	-	-	-	-	-	-	-
at Illinois State	2/14/16		3	1-1	1.000	0-0	.000	0-0	.000	0	1	1	0.6	0	0	0	0	0	2	1.5
DRAKE	2/19/16	dnp		-	-	-	-	-	-	-	-	-	-	-	-	-	-	-	-	-
BRADLEY	2/26/16		10	0-2	.000	0-0	.000	2-2	1.000	1	1	2	0.7	0	0	0	0	0	2	1.5
LOYOLA	2/28/16		1	0-0	.000	0-0	.000	0-0	.000	0	0	0	0.7	0	0	0	0	0	0	1.4
at Southern Illinois	3/3/16	dnp		-	-	-	-	-	-	-	-	-	-	-	-	-	-	-	-	-
at Evansville	3/5/16	dnp		-	-	-	-	-	-	-	-	-	-	-	-	-	-	-	-	-
vs Bradley	3/11/16	dnp		-	-	-	-	-	-	-	-	-	-	-	-	-	-	-	-	-
vs Southern Illinois	3/12/16		4	0-2	.000	0-0	.000	0-2	.000	1	0	1	0.7	0	0	0	0	0	0	1.4
vs Missouri State	3/13/16	dnp		-	-	-	-	-	-	-	-	-	-	-	-	-	-	-	-	-
at Nebraska	3/17/16		0	0-0	.000	0-0	.000	0-0	.000	0	0	0	0.7	0	0	0	0	0	0	1.3
DRAKE	3/19/16		1	0-0	.000	0-0	.000	0-0	.000	0	0	0	0.6	0	0	0	0	0	0	1.3
at South Dakota	3/24/16	dnp		-	-	-	-	-	-	-	-	-	-	-	-	-	-	-	-	-
Totals		0	124	9-25	.360	0-0	.000	12-19	.632	7	8	15	0.6	9	7	5	7	2	30	1.3

Games played: 24
Minutes/game: 5.2
Points/game: 1.3
FG Pct: 36.0
FT Pct: 63.2

Rebounds/game: 0.6
Assists/game: 0.3
Turnovers/game: 0.2
Assist/turnover ratio: 1.4
Steals/game: 0.1
Blocks/game: 0.3





2015-16 SEASON REVIEW • BOX SCORES

Official Basketball Box Score -- Game Totals -- Final Statistics
Rockhurst vs UNI
11/15/15 2 p.m. at Cedar Falls, Iowa (McLeod Center)
Rockhurst 39 • 1-0

Rockhurst 39-140

#	Player		Total	3-Ptr	FT-FTA	Rebounds			PF	TP	A TO Blk Stl				Min
			FG-FGA	FG-FGA		Off	Def	Total			A	TO	Blk	Stl	
04	Meyers, Lauren	*	4-12	0-2	0-2	1	3	4	1	8	1	1	0	0	29
11	Myers, Jillian	*	1-2	0-0	0-0	3	3	6	4	2	1	6	0	0	18
12	Dineen, Mary	*	7-15	2-3	1-2	0	1	1	1	17	2	1	0	2	31
24	Hart, Kendall	*	1-11	1-8	1-2	1	4	5	3	4	1	2	0	2	27
35	Cindrich, Haleigh	*	2-3	1-2	0-0	0	4	4	1	5	0	1	0	0	22
21	Meyer, Brittany		0-0	0-0	0-0	0	1	1	0	0	1	5	0	0	14
22	Sebek, Briahia		0-3	0-1	0-0	0	2	2	0	2	0	0	0	1	15
25	Blanke, Kendyl		0-0	0-0	0-0	0	0	0	0	0	0	1	0	0	3
32	Harwood, Morgan		0-0	0-0	0-0	0	4	4	2	0	0	2	0	0	13
34	Lowe, Marisa		1-4	1-3	0-0	0	0	0	2	3	0	3	0	0	13
40	German, Kaci		0-3	0-0	0-0	0	2	2	1	0	0	0	0	0	12
42	Schnelting, Jennie		0-0	0-0	0-0	0	0	0	0	0	0	1	0	0	3
Team						2	4	6				1			
Totals			16-53	5-19	2-6	7	28	35	17	39	8	24	0	5	200

FG % 1st Half: 7-28 25.0% 2nd half: 9-25 36.0% Game: 16-53 30.2% Deadball Rebounds 3
 3FG % 1st Half: 0-7 0.0% 2nd half: 5-12 41.7% Game: 5-19 26.3%
 FT % 1st Half: 1-2 50.0% 2nd half: 1-4 25.0% Game: 2-6 33.3%

UNI 58 • 1-0

		Total	3-Ptr	Rebounds										
#	Player	FG-FGA	FG-FGA	FT-FTA	Off	Def	Tot	PF	TP	A	TO	Blk	Stl	Min
02	Weekly, Madison	* 4-8	0-2	0-0	0	1	1	0	8	2	1	0	2	30
05	Sorenson, Amber	* 3-11	1-7	0-0	1	3	4	3	7	0	1	0	1	24
13	Lamar, Sharnae	* 4-5	1-1	0-2	0	5	5	1	9	3	2	0	3	31
14	Davidson, Stephanie	* 2-8	0-4	0-0	1	4	5	1	4	2	4	0	1	29
42	Keitelt, Jen	* 4-8	0-1	4-6	2	6	8	1	12	2	1	2	0	25
04	Parker, Lauren	0-1	0-0	0-0	0	0	0	0	0	0	0	0	0	2
10	Herzberg, Ellie	2-5	1-2	0-0	0	1	1	0	5	0	1	0	3	13
11	Davidson, Angie	1-4	1-2	0-0	2	2	4	2	3	2	0	0	2	19
20	Schonhardt, Hannah	0-2	0-1	1-2	2	4	6	1	1	0	3	0	2	13
24	Morgan, Mikaela	3-5	1-2	1-2	0	0	0	1	8	0	1	0	0	11
34	Hagen, Taylor	0-1	0-0	1-3	0	0	0	0	1	0	0	1	0	3
Team					1	6	7			1				
Totals		23-58	5-22	7-15	9	32	41	10	58	11	15	3	14	200

FG % 1st Half: 10-29 34.5% 2nd half: 13-29 44.8% Game: 23-58 39.7% Deadball Rebounds 5
 3FG % 1st Half: 3-11 27.3% 2nd half: 2-11 18.2% Game: 5-22 22.7%
 FT % 1st Half: 6-13 46.2% 2nd half: 1-2 50.0% Game: 7-15 46.7%

Officials: LaSha Hopson, Terri Kiefer, Marlin Schoonhoven
 Technical fouls: Rockhurst-None. UNI-None.
 Attendance: 1318

Score by periods	1st	2nd	3rd	4th	Total
Rockhurst	7	8	15	9	39
UNI	14	15	17	12	58

Last FG - RU 4th-02:47, UNI 4th-02:22
 Largest lead - RU None, UNI by 19 4th-02:59
 RU led for 00:00. UNI led for 38:46. Game was tied for 01:13.

Score tied - 0 times.
 Lead changed - 0 times.

Official Basketball Box Score -- Game Totals -- Final Statistics
South Dakota vs UNI
11/17/15 7 p.m. at Cedar Falls, Iowa (McLeod Center)
South Dakota 43 • 0-2

South Dakota 43 - 6-2																			
#	Player	Total		3-Ptr		Rebounds							PF	TP	A	TO	Blk	Stl	Min
		FG-FGA	FG-FGA	FT-FTA	FT-FTA	Off	Def	Total											
04	Hemiller, Tia	*	3-9	0-1	0-0	2	3	5	0	6	3	2	0	1	23				
15	Stewart, Kelly	*	1-5	1-2	2-2	0	4	4	1	5	0	2	1	1	28				
22	Arens, Bridget	*	2-9	0-0	2-2	2	3	5	2	6	0	2	1	1	18				
30	McCloud, Margaret	*	3-7	0-0	0-0	4	2	6	3	6	0	3	0	0	17				
33	Duffy, Caitlin	*	0-6	0-3	4-4	0	3	3	1	4	1	0	0	0	25				
05	Trimboli, Jasmine		1-4	0-0	1-1	0	0	0	1	3	0	1	0	0	16				
10	Arens, Allison		0-2	0-1	0-0	1	4	5	0	0	1	0	0	0	16				
12	Bradley, Jaycee		1-3	0-2	0-0	0	0	0	2	2	0	0	0	0	13				
24	Homoly, Madeline		0-0	0-0	0-0	1	1	2	0	0	0	2	0	0	7				
34	Liveringhouse, Kate		5-8	0-0	1-2	1	4	5	1	11	1	1	0	0	13				
42	Hoff, Heidi		0-2	0-1	0-0	1	2	3	1	0	1	1	0	2	17				
44	Fogg, Abigail		0-2	0-0	0-0	0	0	0	3	0	0	4	0	1	7				
Team						5	2	7				1							
Totals			16-57	1-10	10-11	17	28	45	15	43	7	19	2	6	200				

FG % 1st Half: 9-30 30.0% 2nd half: 7-27 25.9% Game: 16-57 28.1% Deadball Rebounds 0
 3FG % 1st Half: 0-4 0.0% 2nd half: 1-6 16.7% Game: 1-10 10.0%
 FT % 1st Half: 4-5 80.0% 2nd half: 6-6 100.0% Game: 10-11 90.9%

UNI 64 • 2-0

SN: 34-26

#	Player	Total		3-Ptr		Rebounds			PF	TP	A TO Blk Stl				Min
		FG-FGA	FG-FGA	FT-FTA	FT-FTA	Off	Def	Tot			A	TO	Blk	Stl	
02	Weekly, Madison	* 4-10	1-5	2-2	1	2	3	1	11	1	2	0	0	31	
05	Sorenson, Amber	* 6-12	1-7	1-1	0	6	6	2	14	2	0	1	0	27	
13	Lamar, Sharnae	* 2-6	0-1	1-2	0	6	6	3	5	9	1	1	1	33	
14	Davidson, Stephanie	* 1-2	0-1	0-0	0	1	1	1	2	0	0	0	0	7	
42	Keitelt, Jen	* 6-12	2-3	1-1	1	1	2	1	15	2	0	4	0	26	
04	Parker, Lauren	0-0	0-0	0-0	0	0	0	0	0	0	0	0	0	1	
10	Herzberg, Ellie	3-10	1-4	0-0	1	1	2	1	7	1	2	1	6	19	
11	Davidson, Angie	2-4	2-4	0-0	0	1	1	3	6	0	0	0	0	19	
20	Schonhardt, Hannah	0-1	0-0	0-0	1	3	4	1	0	1	3	2	0	15	
24	Morgan, Mikaela	1-2	0-1	0-0	1	3	4	1	2	2	0	0	0	16	
34	Hagen, Taylor	1-2	0-0	0-0	0	0	0	0	2	0	0	1	1	6	
Team						2	1	3					1		
Totals		26-61	7-26	5-6	7	25	32	14	64	18	9	10	8	200	

FG % 1st Half: 14-31 45.2% 2nd half: 12-30 40.0% Game: 26-61 42.6% Deadball Rebounds 1
 3FG % 1st Half: 3-10 30.0% 2nd half: 4-16 25.0% Game: 7-26 26.9%
 FT % 1st Half: 4-4 100.0% 2nd half: 1-2 50.0% Game: 5-6 83.3%

Officials: Laura Morris, Amy Bonner, Jeremy Zacher
 Technical fouls: South Dakota-None. UNI-None.
 Attendance: 1207

Score by periods	1st	2nd	3rd	4th	Total
South Dakota	8	14	13	8	43
UNI	18	17	16	13	64

Last FG - USD 4th-05:51, UNI 4th-01:25
 Largest lead - USD by 2 1st-09:13, UNI by 23 4th-06:08
 USD led for 00:20. UNI led for 38:20. Game was tied for 01:15.

Score tied - 1 time.
 Lead changed - 1 time.

Official Basketball Box Score -- Game Totals -- Final Statistics
Iowa vs UNI
11/22/15 2 p.m. at Cedar Falls, Iowa (McLeod Center)
Iowa 80 • 4-0

#	Player	Total		3-Ptr	Rebounds			PF	TP	A TO Blk Stl				Min	
		FG-FGA	FG-FGA	FT-FTA	Off	Def	Tot								
01	Kastanek, Alexa	*	8-8	4-4	2-5	0	2	2	2	22	2	6	0	1	28
02	Disterhoft, Ally	*	5-9	0-2	5-6	1	2	3	1	15	5	2	1	0	34
04	Coley, Chase	*	8-13	0-0	0-0	4	10	14	2	16	5	1	4	1	30
15	Jennings, Whitney	*	3-8	2-5	0-0	0	7	7	4	8	3	2	0	1	27
25	Peschel, Kali	*	2-6	0-1	2-2	0	3	3	4	6	1	1	0	0	19
03	Till, Claire		0-0	0-0	0-0	0	0	0	0	0	0	0	0	0	2
10	Gustafson, Megan		1-2	0-0	1-2	1	3	4	4	3	0	4	0	0	10
11	Davis, Tania		1-7	0-2	2-2	1	3	4	0	4	1	1	0	0	16
21	Stewart, Hannah		0-0	0-0	1-2	0	0	0	1	1	0	0	0	1	2
23	Buttenham, Christina		1-4	1-3	0-0	2	0	2	3	3	0	1	0	0	16
24	Larson, Tagyn		0-0	0-0	0-0	0	0	0	0	0	0	0	0	0	2
34	Mohms, Carly		1-3	0-2	0-0	1	2	3	3	2	0	1	1	1	14
Team						3	5	8							

FG % 1st Half: 19-33 57.6% 2nd half: 11-27 40.7% Game: 30-60 50.0



2015-16 SEASON REVIEW • BOX SCORES

Official Basketball Box Score -- Game Totals -- Final Statistics
Seton Hall vs UNI
11/27/15 9:00 pm at Hard Rock Hotel, Riviera Maya, Mexico
Seton Hall 57 • 7-0

#	Player	Total		3-Ptr		Rebounds			PF	TP	A TO Blk			Stl	Min
		FG-FGA	FT-FTA	FG-FGA	FT-FTA	Off	Def	Tot			A	TO	Blk		
01	RICHARDSON-SMITH, f	6-13	1-4	7-9	1 6 7	0	20	1 1 1	2	33					
02	JONES, Tiffany f	1-2	0-1	0-0	0 3 3	3	2	0 2 0	1	27					
35	GORDON, Lubirdia c	2-8	0-0	0-0	3 5 8	5	4	0 0 6	0	33					
15	POWELL, Aleesha g	5-14	1-3	6-8	0 6 6	3	17	1 1 1	0	38					
24	RICHARDSON, Shakena g	3-12	0-0	0-0	1 3 4	3	6	2 3 0	0	29					
03	SMITH, LaTecia	0-0	0-0	0-0	0 0 0	1	0	1 0 0	0	11					
05	KUDERER, Martha	1-2	0-1	0-0	1 0 1	0	2	0 1 0	0	5					
10	MOSLEY, Jordan	0-2	0-2	0-0	0 0 0	1	0	0 1 0	0	6					
14	BYRNE, Taylor	2-4	0-0	2-5	2 1 3	3	6	0 1 0	0	12					
25	MOLYNEAUX, Jordan	0-0	0-0	0-0	0 1 1	2	0	0 0 0	0	4					
30	LUNDBERG, Claire	0-0	0-0	0-0	0 1 1	0	0	0 0 0	0	2					
Team					0 6 6										
Totals		20-57	2-11	15-22	8 32 40	21	57	5 10 9	4	200					
FG % 1st Half: 8-25		32.0%	2nd half: 12-32	37.5%	Game: 20-57	35.1%	Deadball Rebounds 2,3								
3FG % 1st Half: 1-8		12.5%	2nd half: 1-3	33.3%	Game: 2-11	18.2%									
FT % 1st Half: 1-4		25.0%	2nd half: 14-18	77.8%	Game: 15-22	68.2%									

UNI 49 • 3-2

#	Player	Total		3-Ptr		Rebounds			PF	TP	A TO Blk			Stl	Min
		FG-FGA	FT-FTA	FG-FGA	FT-FTA	Off	Def	Tot			A	TO	Blk		
05	Sorenson, Amber f	2-8	0-5	1-2	1 6 7	2	5	0 0 0	0	30					
42	Keitel, Jen f	2-9	0-3	1-2	3 5 8	2	5	0 2 1	0	27					
02	Weekly, Madison g	4-12	2-7	5-6	3 3 6	4	15	2 2 0	2	33					
13	Lamar, Sharnae g	2-10	1-7	0-0	0 2 2	3	5	2 1 0	0	24					
14	Davidson, Stephanie g	2-8	0-4	3-5	1 3 4	4	7	0 1 1	0	31					
10	Herzberg, Ellie	1-3	1-1	2-2	2 3 5	0	5	1 1 0	0	21					
11	Schönhardt, Hannah	0-4	0-3	1-2	0 0 0	3	1	0 1 0	0	13					
20	Schönhardt, Hannah	1-2	0-0	0-0	0 2 2	3	2	0 2 0	1	7					
24	Morgan, Mikaela	0-2	0-1	0-0	0 1 1	0	0	0 1 0	0	5					
34	Hagen, Taylor	1-5	0-0	2-3	1 1 2	0	4	0 1 0	0	9					
Team					2 3 5			1							
Totals		15-63	4-31	15-22	13 29 42	21	49	5 13 2	4	200					
FG % 1st Half: 7-31		22.6%	2nd half: 8-32	25.0%	Game: 15-63	23.8%	Deadball Rebounds 6,5								
3FG % 1st Half: 3-14		21.4%	2nd half: 1-17	5.9%	Game: 4-31	12.9%									
FT % 1st Half: 3-6		50.0%	2nd half: 12-16	75.0%	Game: 15-22	68.2%									

Officials: Doug Knight, Mark Resch, Talisa Green

Technical fouls: Seton Hall-None. UNI-None.

Attendance: 133

Score by periods	1st	2nd	3rd	4th	Total
Seton Hall	6	12	19	20	57
UNI	9	11	12	17	49

Points	In	Off	2nd	Fast	Bench
SETON	32	9	9	2	8
UNI	16	8	9	3	12

Last FG - Seton Hall 4th-02:42, UNI 4th-00:30.

Largest lead - Seton Hall by 11 4th-03:53, UNI by 7 2nd-04:07.

Seton Hall led for 12:54. UNI led for 24:35. Game was tied for 02:31.

Score tied - 1 time.
Lead changed - 3 times.
Official Basketball Box Score -- Game Totals -- Final Statistics
Iowa State vs UNI
12/2/15 7 p.m. at Cedar Falls, Iowa (McLeod Center)
Iowa State 84 • 3-3

#	Player	Total		3-Ptr		Rebounds			PF	TP	A TO Blk			Stl	Min
		FG-FGA	FT-FTA	FG-FGA	FT-FTA	Off	Def	Tot			A	TO	Blk		
11	Buckley, Jadda *	2-10	1-6	5-6	0 3 3	1	10	8 2 0	1	39					
12	Johnson, Seanna *	10-16	2-5	6-7	2 8 10	3	28	3 3 0	5	38					
15	Blaskowsky, Nicole *	3-7	2-5	0-0	0 2 2	4	8	0 2 0	0	33					
22	Starks, TeeTee *	2-3	0-0	2-4	5 2 7	4	6	2 2 0	1	27					
44	Fernstrom, Bryanna *	7-17	1-3	0-0	0 11 11	1	15	1 1 0	2	32					
03	Durr, Emily	2-4	1-3	1-2	0 3 3	1	6	0 0 0	0	17					
30	Ricketts, Claire	0-0	0-0	0-0	0 0 0	0	0	0 1 0	0	0+					
32	Burkhardt, Meredith	4-6	0-0	3-5	0 1 1	1	11	0 1 0	1	14					
Team					3 4 7										
Totals		30-63	7-22	17-24	10 34 44	15	84	14 12 0	10	200					
FG % 1st Half: 16-35		45.7%	2nd half: 14-28	50.0%	Game: 30-63	47.6%	Deadball Rebounds 4								
3FG % 1st Half: 2-10		20.0%	2nd half: 5-12	41.7%	Game: 7-22	31.8%									
FT % 1st Half: 2-3		66.7%	2nd half: 15-21	71.4%	Game: 17-24	70.8%									

UNI 75 • 3-3

#	Player	Total		3-Ptr		Rebounds			PF	TP	A TO Blk			Stl	Min
		FG-FGA	FT-FTA	FG-FGA	FT-FTA	Off	Def	Tot			A	TO	Blk		
02	Weekly, Madison *	9-19	3-4	5-5	3 5 8	4	26	5 2 1	2	36					
05	Sorenson, Amber *	4-15	3-11	0-0	0 4 4	2	11	1 3 2	0	30					
13	Lamar, Sharnae *	0-2	0-0	0-0	0 1 1	3	0	2 1 0	0	13					
14	Davidson, Stephanie *	3-11	1-2	0-0	5 3 8	4	7	0 1 0	0	30					
42	Keitel, Jen *	4-11	1-2	3-3	4 4 8	1	12	0 0 2	0	35					
10	Herzberg, Ellie	5-13	0-5	2-3	4 1 5	4	12	4 0 0	2	23					
11	Davidson, Angie	1-4	0-2	1-1	1 0 1	0	3	1 1 0	1	11					
20	Schönhardt, Hannah	1-3	0-1	0-2	0 1 1	1	2	0 1 0	1	8					
24	Morgan, Mikaela	1-1	0-0	0-0	0 0 0	0	2	0 1 0	2	9					
34	Hagen, Taylor	0-1	0-0	0-0	0 0 0	2	0	1 0 1	0	5					
Team					2 7 9										
Totals		28-80	8-27	11-14	19 26 45	21	75	14 10 6	9	200					
FG % 1st Half: 11-31		35.5%	2nd half: 17-49	34.7%	Game: 28-80	35.0%	Deadball Rebounds 2								
3FG % 1st Half: 4-8		50.0%	2nd half: 4-19	21.1%	Game: 8-27	29.6%									
FT % 1st Half: 5-6		83.3%	2nd half: 6-8	75.0%	Game: 11-14	78.6%									

Officials: Tim Daley, Erika Herriman, Greg Small

Technical fouls: Iowa State-None. UNI-None.

Attendance: 2095

Score by periods	1st	2nd	3rd	4th	Total
Iowa State	19	17	22	26	84
UNI	6	25	21	23	75

Points	In	Off	2nd	Fast	Bench
ISU	42	9	8	4	17
UNI	34	16	15	8	19

Last FG - ISU 4th-01:39, UNI 4th-00:49.

Largest lead - ISU by 15 2nd-09:02, UNI by 3 3rd-02:40.

ISU led for 38:03. UNI led for 00:18. Game was tied for 01:39.

Score tied - 2 times.
Lead changed - 2 times.
Official Basketball Box Score -- Game Totals -- Final Statistics
UNI vs North Dakota
12/05/15 2:00 PM at Grand Forks, N.D. (Betty Engelstad SC)
UNI 59 • 3-4

#	Player	Total		3-Ptr		Rebounds			PF	TP	A			Blk	Stl	Min
		FG-FGA	FT-FTA	FG-FGA	FT-FTA	Off	Def	Tot			A	TO	Ass			
02	Weekly, Madison	* 5-8	2-3	2-4	0 4 4	3	14	3 2 0	0	34						
05	Sorenson, Amber	* 8-20	6-18	5-6	0 1 1	1	27	2 3 0	0	27						
13	Lamar, Sharnae	* 0-0	0-0	0-0	0 1 1	4	0	3 1 0	1	21						
14	Davidson, Stephanie	* 3-7	0-2	0-0	3 3 6	3	6	2 4 0	3	27						
42	Keitel, Jen	* 0-5	0-2	0-0	4 3 7	3	0	3 1 1	0	25						
10	Herzberg, Ellie	3-6	0-1	3-4	1 2 3	4	9	1 0 0	0	22						
11	Davidson, Angie	0-2	0-2	0-0	0 1 1	2	0	0 1 0	0	15						
20	Schonhardt, Hannah	1-2	1-1	0-0	0 2 2	2	3	0 1 1	0	10						
24	Morgan, Mikaela	0-1	0-0	0-0	0 0 0	0	0	0 0 0	0	5						
34	Hagen, Taylor	0-1	0-0	0-0	1 2 3	2	0	3 0 0	0	15						
	Team				2 2 4											
	Totals	20-52	9-29	10-14	11 21 32	24	59	17 13	2 4	201						
	FG % 1st Half:	9-25	36.0%	2nd half:	11-27	40.7%	Game:	20-52	38.5%						Deadba	
	3FG % 1st Half:	3-12	25.0%	2nd half:	6-17	35.3%	Game:	9-29	31.0%						Rebound	
	FT % 1st Half:	7-10	70.0%	2nd half:	3-4	75.0%	Game:	10-14	71.4%						3	



2015-16 SEASON REVIEW • BOX SCORES

Official Basketball Box Score -- Game Totals -- Final Statistics
Akron vs UNI
12/13/15 1:00 PM at Moline, Ill. (iWireless Center)
Akron 51 • 4-5

		Total	3-Ptr		Rebounds										
#	Player	FG-FGA	FG-FGA	FT-FTA	Off	Def	Tot	PF	TP	A	TO	Blk	Stl	Min	
14	BURRY, Greta	3-9	0-0	1-1	1	7	8	3	7	0	4	0	1	26	
23	GIBSON, DiAndra	2-10	1-4	2-2	1	8	9	0	7	1	1	2	2	31	
02	BARILLA, Megan	0-3	0-1	0-0	0	6	6	2	0	5	1	1	1	37	
15	BROWN, Anita	9-17	0-0	5-6	2	4	6	3	23	0	7	1	0	28	
22	PLYBON, Hannah	1-8	1-4	0-0	1	2	3	1	3	1	0	0	0	30	
01	BALL, Ali	0-3	0-1	0-0	0	0	0	0	0	0	0	0	0	13	
11	SEFCIK, Megan	0-1	0-1	2-2	0	1	1	1	2	0	0	0	0	5	
12	HUNG, Lauren	1-1	1-1	0-0	0	2	2	0	3	0	0	0	0	5	
21	SCPIO, Hannah	0-0	0-0	0-0	0	0	0	0	0	0	0	0	0	4	
24	RICKETTS, Alex	1-4	0-0	0-0	3	1	4	0	2	1	1	0	0	12	
35	PIPER, Lilli	1-2	1-1	1-2	0	1	1	0	4	0	0	0	0	9	
Team					4	3	7				1				
Totals		18-58	4-13	11-13	12	35	47	10	51	8	15	4	4	200	

FG % 1st Half: 4-27 14.8% 2nd half: 14-31 45.2% Game: 18-58 31.0%
 3FG % 1st Half: 1-6 16.7% 2nd half: 3-7 42.9% Game: 4-13 30.8%
 FT % 1st Half: 5-6 83.3% 2nd half: 6-7 85.7% Game: 11-13 84.6%

Deadball
Rebounds
0

UNI 59 • 4-5

		Total	3-Ptr	Rebounds										
#	Player	FG-FGA	FG-FGA	FT-FTA	Off	Def	Tot	PF	TP	A	TO	Blk	Stl	Min
05	Sorenson, Amber	8-20	6-15	3-4	2	4	6	2	25	0	1	1	1	30
42	Keitel, Jen	3-5	0-0	0-0	4	6	10	2	6	1	1	4	1	27
02	Weekly, Madison	2-15	2-11	5-6	2	5	7	2	11	2	0	0	1	33
11	Davison, Angie	1-6	1-5	0-0	0	2	2	3	3	0	0	0	2	22
13	Lamar, Sharnae	1-1	0-0	0-0	0	3	3	0	2	11	2	0	1	36
04	Parker, Lauren	0-0	0-0	0-0	0	0	0	0	0	0	0	0	0	3
14	Davison, Stephanie	1-7	0-3	4-4	2	5	7	5	6	0	1	0	0	23
20	Schonhardt, Hannah	1-5	1-2	1-2	1	2	3	2	4	0	1	0	1	9
24	Morgan, Mikaela	1-7	0-4	0-0	1	0	1	1	2	0	2	0	0	8
34	Hagen, Taylor	0-1	0-0	0-0	0	0	0	0	0	0	0	1	0	3
44	Johnson, Alyssa	0-1	0-0	0-0	1	1	2	1	0	1	1	0	1	6
Team					3	2	5							
Totals		18-68	10-40	13-16	16	30	46	18	59	15	9	6	8	200

FG % 1st Half: 12-36 33.3% 2nd half: 6-32 18.8% Game: 18-68 26.5%
 3FG % 1st Half: 4-20 20.0% 2nd half: 6-32 18.8% Game: 10-40 25.0%
 FT % 1st Half: 5-6 83.3% 2nd half: 8-10 80.0% Game: 13-16 81.3%

Deadball
Rebounds
2

Officials: Missy Brooks, Angie Enlund, Nick Marshall
 Technical fouls: Akron-None. UNI-None.
 Attendance: 634

Score by periods	1st	2nd	3rd	4th	Total
Akron	3	11	16	21	51
UNI	17	16	8	18	59

Points	In	Off	2nd	Fast	Bench
AKR	Paint	T/O	Chance	Break	
UNI	16	0	7	6	11
UNI	10	14	15	2	12

Last FG - AKR 4th-00:46, UNI 4th-02:01.
 Largest lead - AKR None, UNI by 25 2nd-06:14.
 AKR led for 00:00, UNI led for 38:14. Game was tied for 01:46.

Score tied - 1 time.
 Lead changed - 0 times.

Official Basketball Box Score -- Game Totals -- Final Statistics
Tulsa vs UNI
12/20/15 1 p.m. at Cedar Falls, Iowa (McLeod Center)
Tulsa 59 • 3-8

#	Player	Total		3-Ptr		Rebounds			PF	TP	A	TO	Blk	Stl	Min
		FG-FGA	FG-FGA	FT-FTA	FT-FTA	Off	Def	Tot							
00	GROVEY, Kelsee	* 2-4	2-3	0-0		0	1	1	3	6	2	2	0	0	31
03	WAKEFIELD, Erika	* 4-10	0-2	6-7		0	3	3	3	14	3	2	0	1	32
04	REID, Teanna	* 0-4	0-2	0-0		0	3	3	2	0	0	1	0	1	18
23	CLARK, Ashley	* 6-14	0-1	2-3		1	5	6	4	14	1	3	1	1	26
35	SPOERL, Liesl	* 2-4	0-0	0-2		0	3	3	2	4	0	1	1	0	21
01	HOLMES, Jordyn	1-4	1-3	1-4		3	3	6	1	4	0	1	0	1	13
13	HUGHES, Ashley	0-0	0-0	0-0		0	3	3	1	0	1	0	0	0	15
21	WILLIAMS, Te'era	0-1	0-0	0-0		0	0	0	2	0	1	1	0	0	3
22	PONGONIS, Jessica	4-8	0-0	0-0		0	2	2	1	8	1	2	0	0	21
25	SCALES, Tyjae	1-1	0-0	1-2		0	4	4	3	3	0	0	0	1	12
33	POLK, Crystal	3-4	0-0	0-0		1	0	1	0	6	0	1	0	0	8
Team						0	4	4							
Totals			23-54	3-11	10-18	5	31	36	22	59	9	14	2	5	200

FG % 1st Half: 9-27 33.3% 2nd half: 14-27 51.9% Game: 23-54 42.6%
 3FG % 1st Half: 1-5 20.0% 2nd half: 2-6 33.3% Game: 3-11 27.3%
 FT % 1st Half: 5-10 50.0% 2nd half: 5-8 62.5% Game: 10-18 55.6%

Deadball
Rebounds
4

UNI 75 • 5-5

#	Player	Total		3-Ptr	Rebounds			PF	TP	A	TO	Blk	Stl	Min
		FG-FGA	FG-FGA	FT-FTA	Off	Def	Total							
02	Weekly, Madison	* 3-9	3-6	3-4	2	2	4	1	12	2	2	0	0	29
05	Sorenson, Amber	* 6-8	3-4	2-2	0	1	1	3	17	1	1	0	0	15
11	Davison, Angie	* 4-9	0-3	1-1	0	0	0	2	9	2	2	0	2	27
13	Lamar, Sharnae	* 0-8	0-2	0-0	0	5	5	3	0	8	0	0	1	24
42	Keitel, Jen	* 8-12	2-2	3-3	1	8	9	0	21	2	2	0	0	24
04	Parker, Lauren	2-3	0-0	0-0	1	2	3	2	4	0	1	0	0	4
14	Davison, Stephanie	2-9	0-0	1-2	0	0	0	1	5	0	0	0	0	24
15	Garrison, Dariann	0-0	0-0	0-0	0	0	0	0	0	0	0	0	0	2
20	Schonhardt, Hannah	0-1	0-1	0-0	1	4	5	3	0	2	0	1	0	20
24	Morgan, Mikaela	1-5	1-4	0-0	1	2	3	0	3	1	1	0	1	15
34	Hagen, Taylor	0-0	0-0	4-4	1	1	2	0	4	0	0	0	0	7
44	Johnson, Alyssa	0-0	0-0	0-0	0	2	2	0	0	0	0	0	1	9
Team					1	3	4							
Totals		26-64	9-22	14-16	8	30	38	15	75	18	9	1	5	200

FG % 1st Half: 11-34 32.4% 2nd half: 15-30 50.0% Game: 26-64 40.6%
 3FG % 1st Half: 6-15 40.0% 2nd half: 3-7 42.9% Game: 9-22 40.9%
 FT % 1st Half: 8-8 100.0% 2nd half: 6-8 75.0% Game: 14-16 87.5%

Deadball
Rebounds
1

Officials: Tim Daley, Becky Blank, Kayla Carter
 Technical fouls: Tulsa-None. UNI-None.
 Attendance: 1341

Score by periods	1st	2nd	3rd	4th	Total
Tulsa	11	13	22	13	59
UNI	19	17	22	17	75

Points	In	Off	2nd	Fast	Bench
TLS	Paint	T/O	Chance	Break	
UNI	16	6	5	2	21
UNI	16	6	6	2	16

Last FG - TLS 4th-01:09, UNI 4th-00:00.
 Largest lead - TLS None, UNI by 20 4th-03:41.
 TLS led for 00:00, UNI led for 38:40. Game was tied for 01:20.

Score tied - 0 times.
 Lead changed - 0 times.

Official Basketball Box Score -- Game Totals -- Final Statistics
Northern Iowa vs Creighton
12/22/15 6:00 pm at Omaha, Neb. (D.J. Sokol Arena)
Northern Iowa 61 • 5-6

#	Player	Total		3-Ptr	Rebounds			PF	TP	A TO Blk Stl				Min
		FG-FGA	FG-FGA	FT-FTA	Off	Def	Tot							
02	Weekly, Madison	4-10	1-3	6-7	0	0	0	1	15	2	0	0	1	37
05	Sorenson, Amber	3-5	2-2	0-0	0	3	3	3	8	1	2	0	0	23
11	Davison, Angie	1-5	0-1	3-3	1	2	3	1	5	2	0	0	0	25
13	Lamar, Sharnae	4-12	0-2	2-2	1	1	2	1	10	3	2	0	2	22
42	Keitel, Jen	9-16	0-2	0-0	3	3	6	2	18	0	2	0	0	31
14	Davison, Stephanie	0-2	0-0	0-0	0	4	4	2	0	1	0	1	0	21
20	Schonhardt, Hannah	0-1	0-1	0-0	0	1	1	2	0	2	0	0	0	10
24	Morgan, Mikaela	2-3	1-2	0-0	1	0	1	0	5	0	0	0	1	22
34	Hagen, Taylor	0-0	0-0	0-0	1	0	1	0	0	0	0	0	0	2
44	Johnson, Alyssa	0-1	0-0	0-0	1	0	1	0	0	0	1	0	0	7
	Team				1	0	1							
Totals		23-55	4-13	11-12	9	14	23	12	61	11	7	1	4	200

FG % 1st Half: 12-32 37.5% 2nd half: 11-23 47.8% Game: 23-55 41.8%
 3FG % 1st Half: 1-9 11.1% 2nd half: 3-4 75.0% Game: 4-13



2015-16 SEASON REVIEW • BOX SCORES

Official Basketball Box Score -- Game Totals -- Final Statistics
Southern Illinois vs UNI
1/3/16 2 p.m. at Cedar Falls, Iowa (McLeod Center)**Southern Illinois 65 • 9-5, 2-0**

#	Player	Total		3-Ptr		Rebounds			PF	TP	A TO		Blk	Stl	Min
		FG-FGA	FT-FTA	FG-FGA	FT-FTA	Off	Def	Tot							
00	Pierre, Dyana	* 7-16	0-1	4-6	3 15 18	3	18	1	3	0	1	37			
10	Macklin, Cartaesha	* 4-10	1-2	0-2	4 3 7	3	9	3	1	0	1	35			
13	Napier, Rishonda	* 6-13	2-4	5-5	0 2 2	3	19	1	1	1	3	33			
24	Nebo, Kim	* 2-2	0-0	2-4	1 4 5	1	6	0	3	0	0	22			
32	Giebelhausen, Kylie	* 1-5	0-3	0-0	0 2 2	2	2	1	1	2	0	35			
02	Stephenson, Blair	1-1	1-1	0-0	0 0 0	2	3	0	0	0	0	6			
03	Bowling, Olivia	1-1	0-0	2-2	0 1 1	0	4	0	0	0	0	4			
33	Washington, Azia	0-0	0-0	0-0	0 0 0	0	0	0	0	0	0	1			
35	VanHyfte, Celina	1-7	0-1	0-0	3 4 7	3	2	1	1	0	0	20			
40	Corrigan, Carlie	1-1	0-0	0-0	0 1 1	0	2	0	0	0	0	7			
Team					1 3 4			2							
Totals		24-56	4-12	13-19	12 35 47	17	65	7	12	3	5	200			
FG % 1st Half: 12-32		37.5%	2nd half: 12-24	50.0%	Game: 24-56	42.9%	Deadball								
3FG % 1st Half: 2-7		28.6%	2nd half: 2-5	40.0%	Game: 4-12	33.3%	Rebounds								
FT % 1st Half: 7-7		100.0%	2nd half: 6-12	50.0%	Game: 13-19	68.4%	3								

UNI 60 • 6-7, 1-1

#	Player	Total		3-Ptr		Rebounds			PF	TP	A TO		Blk	Stl	Min
		FG-FGA	FT-FTA	FG-FGA	FT-FTA	Off	Def	Tot							
02	Weekly, Madison	* 11-23	4-8	2-3	0 2 2	5	28	2	0	0	0	33			
05	Sorenson, Amber	* 5-16	5-15	0-0	0 2 2	2	15	0	1	2	1	32			
11	Davison, Angie	* 0-4	0-2	0-0	1 0 1	3	0	0	1	0	0	17			
13	Lamar, Sharnae	* 0-3	0-1	0-0	1 2 3	2	0	4	2	0	0	21			
42	Keitel, Jen	* 1-5	0-1	2-3	1 8 9	3	4	2	2	0	0	25			
14	Davison, Stephanie	2-7	0-1	4-4	1 1 2	1	8	1	0	0	1	29			
20	Schonhardt, Hannah	0-1	0-0	0-0	1 1 2	1	0	0	0	0	0	5			
24	Morgan, Mikaela	2-5	1-4	0-1	2 1 3	0	5	2	0	0	1	23			
34	Hagen, Taylor	0-0	0-0	0-0	0 0 0	0	0	0	0	0	0	3			
44	Johnson, Alyssa	0-1	0-0	0-0	0 2 2	0	0	1	2	1	0	12			
Team					5 4 9										
Totals		21-65	10-32	8-11	12 23 35	17	60	12	8	3	3	200			
FG % 1st Half: 8-31		25.8%	2nd half: 13-34	38.2%	Game: 21-65	32.3%	Deadball								
3FG % 1st Half: 5-14		35.7%	2nd half: 5-18	27.8%	Game: 10-32	31.3%	Rebounds								
FT % 1st Half: 5-5		100.0%	2nd half: 3-6	50.0%	Game: 8-11	72.7%	1								

Officials: Missy Brooks, John Whitson, LaSha Hopson

Technical fouls: Southern Illinois-None. UNI-None.

Attendance: 1282

Weekly fouls out with 00:08 remaining in 2nd half

Score by periods	1st	2nd	3rd	4th	Total
Southern Illinois	16	17	12	20	65
UNI	13	13	15	19	60

Points	In Paint	Off T/O	2nd Chance	Fast Break	Bench
Southern Illinois	22	12	4	6	11
UNI	18	7	8	2	13

Last FG - SIU 4th-03:44, UNI 4th-01:12.

Largest lead - SIU by 13 4th-06:10, UNI by 2 1st-06:31.

SIU led for 31:52. UNI led for 03:56. Game was tied for 04:08.

Score tied - 5 times.

Lead changed - 10 times.

Official Basketball Box Score -- Game Totals -- Final Statistics
Northern Iowa vs Wichita State
1-8-2016 7:00 pm at Wichita, Kansas**Northern Iowa 55 • 7-7 (2-1)**

#	Player	Total		3-Ptr		Rebounds			PF	TP	A TO		Blk	Stl	Min
		FG-FGA	FT-FTA	FG-FGA	FT-FTA	Off	Def	Tot							
02	Weekly, Madison	* 2-9	0-4	1-2	0 2 2	0	5	1	1	1	2	35			
05	Sorenson, Amber	* 3-9	2-7	2-4	0 10 10	2	10	1	2	3	1	30			
11	Davison, Angie	* 0-2	0-2	2-2	0 2 2	1	2	0	2	0	0	17			
13	Lamar, Sharnae	* 1-7	0-1	3-4	0 6 6	3	5	3	2	0	1	23			
42	Keitel, Jen	* 8-12	0-0	2-5	3 5 8	1	18	2	2	1	0	30			
14	Davison, Stephanie	3-6	0-0	2-4	0 1 1	0	8	2	1	0	1	31			
20	Schonhardt, Hannah	1-3	1-2	0-0	0 3 3	2	3	0	0	0	0	10			
24	Morgan, Mikaela	2-3	0-1	0-0	1 1 2	0	4	1	1	2	1	15			
34	Hagen, Taylor	0-0	0-0	0-0	0 0 0	0	0	0	0	0	0	0			
44	Johnson, Alyssa	0-0	0-0	0-0	0 2 2	0	0	0	1	0	0	9			
Team					2 1 3										
Totals		20-51	3-17	12-21	6 33 39	9	55	10	12	7	6	200			
FG % 1st Half: 14-31		45.2%	2nd half: 6-20	30.0%	Game: 20-51	39.2%	Deadball								
3FG % 1st Half: 2-9		22.2%	2nd half: 1-8	12.5%	Game: 3-17	17.6%	Rebounds								
FT % 1st Half: 4-5		80.0%	2nd half: 8-16	50.0%	Game: 12-21	57.1%	6								

Wichita State 44 • 3-11 (0-3)

#	Player	Total		3-Ptr		Rebounds			PF	TP	A TO		Blk	Stl	Min
		FG-FGA	FT-FTA	FG-FGA	FT-FTA	Off	Def	Tot							
03	STOVALL, Aundra	* 2-8	0-6	0-0	1 0 1	3	4	0	2	0	2	28			
23	MIKE, TaQuandra	* 3-11	1-3	2-4	0 4 4	3	9	2	2	1	5	37			
25	CHAPEL, Jaleesa	* 1-5	0-1	1-2	0 5 5	3	3	1	1	0	1	37			
34	LEHNE, Ellie	* 3-4	0-1	0-1	0 2 2	5	6	0	0	0	1	19			
35	BESSARD, Rangie	* 4-11	0-1	0-0	2 7 9	2	8	0	2	1	0	25			
02	MORTIMER, Hannah	0-0	0-0	0-0	0 0 0	2	0	0	0	0	0	0			
04	LOCKHART, Diamond	3-9	1-4	0-0	2 3 5	0	7	1	1	0	0	31			
11	LOZADA-CABBAGE, S.	0-1	0-0	0-0	0 0 0	0	0	0	0	0	0	1			
12	FRANCIS, Jyar	3-10	1-4	0-0	1 2 3	1	7	2	2	0	1	16			
14	PACAR, Marjia	0-0	0-0	0-0	0 1 1	0	0	0	2	0	0	2			
20	MARTIN, Brittany	0-1	0-0	0-0	0 1 1	1	0	0	1	0	0	4			
Team					4 3 7										
Totals		19-60	3-20	3-7	10 28 38	20	44	6	13	2	10	200			
FG % 1st Half: 6-26		23.1%	2nd half: 13-34	38.2%	Game: 19-60	31.7%	Deadball								
3FG % 1st Half: 1-7		14.3%	2nd half: 2-13	15.4%	Game: 3-20	15.0%	Rebounds								
FT % 1st Half: 0-0		0.0%	2nd half: 3-7	42.9%	Game: 3-7	42.9%	2								

Officials: Bob Trammell, Beverly Roberts, Marty Cook

Technical fouls: Northern Iowa-None. Wichita State-None.

Attendance: 2356

Score by periods	1st	2nd	3rd	4th	Total
Northern Iowa	16	18	9	12	55
Wichita State	4	9	12	19	44

Points	In Paint	Off T/O	2nd Chance	Fast Break	Bench
Northern Iowa	26	16	9	2	15
WICH	28	11	9	4	14

Last FG - UNI 4th-05:22, WICH 4th-00:01.

Largest lead - UNI by 24 3rd-08:59, WICH None.

UNI led for 39:06. WICH led for 00:00. Game was tied for 00:50.

Score tied - 1 time.

Lead changed - 0 times.

Official Basketball Box Score -- Game Totals -- Final Statistics
UNI vs Missouri State
01-10-16 2:04 p.m. at Springfield, Mo. - JQH Arena**UNI 65 • 8-7 (3-1 MVC)**

#	Player	Total		3-Ptr		Rebounds			PF	TP	A	TO	Blk	Stl	Min
		FG-FGA	FT-FTA	FG-FGA	FT-FTA	Off	Def	Tot							
05	Sorenson, Amber	f	6-13	2-8	0-0	1	0	1	3	14	1	2	0	0	24
42	Keitel, Jen	f	2-6	0-0	5-7	1	5	6	3	9	2	0	1	1	33
02	Weekly, Madison	g	8-17	4-9	8-8	1	5	6	3	28	2	1	0	1	33
13	Lamar, Sharnae	g	2-5	2-2	0-0	0	1	1	3	6	7	2	0	0	34
14	Davison, Stephanie	g	2-6	0-2	0-0	1	2	3	1	4	2	1	0	0	35
11	Davison, Angie		0-0	0-0	0-0	0	0	0	0	0	0	1	0	0	7
20	Schonhardt, Hannah		0-2	0-1	0-0	0	6	6	2	0	1	1	0	2	16
24	Morgan, Mikaela		1-2	0-1	0-0	1	0	1	0	2	0	0	0	1	11
34	Hagen, Taylor		0-0	0-0	0-0	0	0	0	0	0	1	0	0	0	3
44	Johnson, Alyssa		1-2	0-1	0-1	0	0	0	1	2	0	0	0	0	4
	Team					1	0	1							
	Totals		22-53	8-24	13-16	6	19	25	16	65	16	8	1	5	200
	FG % 1st Half:	13-28	46.4%	2nd half:	9-25	36.0%	Game:	22-53	41.5%						Deadball
	3FG % 1st Half:	4-13	30.8%	2nd half:	4-11	36.4%	Game:	8-24	33.3%						Rebounds
	FT % 1st Half:	3-4	75.0%	2nd half:	10-12	83.3%	Game:	12-16	81.3%						2.2



2015-16 SEASON REVIEW • BOX SCORES

Official Basketball Box Score -- Game Totals -- Final Statistics
Indiana State vs UNI
1/17/16 2 p.m. at Cedar Falls, Iowa (McLeod Center)
Indiana State 42 • 6-10, 2-3

##	Player	Total		3-Ptr		Rebounds			PF	TP	A TO Blk Stl					Min
		FG-FGA	FG-FGA	FT-FTA	Off Def Tot	PF	TP	A TO Blk Stl								
03	Newbolt, Alexis	* 1-4	0-2	0-0	0 2 2	3	2	1 3 0 2	2	25						
04	Ceazer, Cierra	* 7-12	3-4	0-0	1 7 8	3	17	2 3 1 2	40							
13	Marshall, Joyea	* 3-14	1-4	2-4	2 8 10	2	9	0 3 0 0	35							
14	Webb, Tierra	* 1-3	1-1	1-2	0 0 0	3	4	1 3 0 0	23							
35	Dirks, Kelsey	* 1-4	0-2	0-0	0 5 5	2	2	1 1 4 0	19							
20	Haskins, Kalliste	0-1	0-1	0-0	0 1 1	1	0	1 0 1 0	6							
21	Artis, Brooklyn	0-2	0-0	1-2	0 1 1	0	1	0 0 0 0	13							
30	Wentland, Regan	0-3	0-2	0-0	1 0 1	0	0	0 1 0 0	18							
45	Smith, Rhagan	3-7	1-1	0-0	1 6 7	1	7	0 1 0 0	21							
Team					0 2 2											
Totals		16-50	6-17	4-8	5 32 37	15	42	6 15 6 4	200							

FG % 1st Half: 10-27 37.0% 2nd half: 6-23 26.1% Game: 16-50 32.0% Deadball Rebounds 1
 3FG % 1st Half: 5-9 55.6% 2nd half: 1-8 12.5% Game: 6-17 35.3%
 FT % 1st Half: 1-2 50.0% 2nd half: 3-6 50.0% Game: 4-8 50.0%

UNI 53 • 10-7, 5-1

##	Player	Total		3-Ptr		Rebounds			PF	TP	A TO Blk Stl					Min
		FG-FGA	FG-FGA	FT-FTA	Off Def Tot	PF	TP	A TO Blk Stl								
02	Weekly, Madison	* 3-13	2-4	6-6	1 7 8	3	14	3 1 1 1	36							
05	Sorenson, Amber	* 5-10	3-8	0-0	1 5 6	2	13	1 3 0 0	33							
13	Lamar, Sharnae	* 3-9	1-2	0-0	1 3 4	0	7	3 1 0 2	30							
14	Davison, Stephanie	* 2-8	1-5	0-1	0 7 7	0	5	2 1 0 0	32							
42	Keitel, Jen	* 1-9	1-1	6-6	6 6 12	2	9	1 1 1 1	33							
11	Davison, Angie	0-3	0-2	0-0	0 0 0	1	0	0 1 0 0	8							
20	Schonhardt, Hannah	0-0	0-0	0-0	0 1 1	1	0	0 0 0 0	7							
24	Morgan, Mikaela	1-5	1-3	0-0	0 0 0	0	3	0 0 0 0	14							
34	Hagen, Taylor	1-2	0-0	0-0	0 0 0	1	2	0 0 0 0	3							
44	Johnson, Alyssa	0-1	0-0	0-0	1 2 3	1	0	0 2 0 0	4							
Team					1 2 3											
Totals		16-60	9-25	12-13	11 33 44	11	53	10 11 2 4	200							

FG % 1st Half: 6-34 17.6% 2nd half: 10-26 38.5% Game: 16-60 26.7% Deadball Rebounds 2
 3FG % 1st Half: 4-14 28.6% 2nd half: 5-11 45.5% Game: 9-25 36.0%
 FT % 1st Half: 4-5 80.0% 2nd half: 8-8 100.0% Game: 12-13 92.3%

Officials: Missy Brooks, Nick Marshall, Jeremy Zacher
 Technical fouls: Indiana State-None. UNI-None.
 Attendance: 1278

Score by periods		1st	2nd	3rd	4th	Total	Points	In Paint	T/O	2nd Chance	Fast Break	Bench
		8	18	9	7	42						
Indiana State		8	18	9	7	42	INS	16	7	1	6	8
UNI		6	14	19	14	53	UNI	4	7	0	6	5

Last FG - INS 4th-01:09, UNI 4th-01:55.
 Largest lead - INS by 9 2nd-02:41, UNI by 11 4th-01:55.
 INS led for 16:09. UNI led for 22:08. Game was tied for 01:43.
 Score tied - 4 times.
 Lead changed - 2 times.

Official Basketball Box Score -- Game Totals -- Final Statistics
UNI vs Drake
1/24/16 2:07 p.m. at Knapp Center (Des Moines, Iowa)
UNI 79 • 11-7, 6-1 MVC

##	Player	Total		3-Ptr		Rebounds			PF	TP	A TO Blk Stl					Min
		FG-FGA	FG-FGA	FT-FTA	Off Def Tot	PF	TP	A TO Blk Stl								
05	Sorenson, Amber	f 4-7	3-6	1-2	0 2 2	3	12	0 0 2 1	23							
42	Keitel, Jen	f 5-10	0-0	0-0	0 3 3	2	10	1 2 1 1	27							
02	Weekly, Madison	g 8-13	6-9	3-3	0 2 2	2	25	3 2 0 1	34							
13	Lamar, Sharnae	g 3-9	1-2	3-4	1 6 7	2	10	11 3 0 2	34							
14	Davison, Stephanie	g 6-15	2-4	1-2	1 3 4	2	15	3 1 0 0	30							
11	Davison, Angie	0-0	0-0	0-0	0 0 0	0	0	0 0 0 1	5							
20	Schonhardt, Hannah	0-1	0-0	0-0	1 2 3	2	0	0 1 1 0	16							
24	Morgan, Mikaela	1-5	0-3	0-0	2 2 4	2	2	1 1 0 0	15							
34	Hagen, Taylor	1-1	0-0	1-2	0 0 0	0	3	0 0 0 0	3							
44	Johnson, Alyssa	1-3	0-0	0-0	2 2 4	2	2	0 1 3 0	13							
Team					1 0 1											
Totals		29-64	12-24	9-13	8 22 30	17	79	19 11 7 6	200							

FG % 1st Half: 17-32 53.1% 2nd half: 12-32 37.5% Game: 29-64 45.3% Deadball Rebounds 4,1
 3FG % 1st Half: 8-15 53.3% 2nd half: 4-9 44.4% Game: 12-24 50.0%
 FT % 1st Half: 4-6 66.7% 2nd half: 5-7 71.4% Game: 9-13 69.2%

Drake 73 • 12-6, 5-2 MVC

##	Player	Total		3-Ptr		Rebounds			PF	TP	A TO Blk Stl					Min
		FG-FGA	FG-FGA	FT-FTA	Off Def Tot	PF	TP	A TO Blk Stl								
03	Wendell, Lizzy	f 4-9	1-4	3-5	0 0 0	3	12	0 5 1 1	28							
05	Donahue, Emma	c 1-6	1-2	0-0	0 3 3	1	3	0 0 3 1	18							
20	Dean, Maddy	g 4-11	1-4	0-0	0 3 3	2	9	1 2 0 0	30							
21	Bachrodt, Sammie	g 1-3	0-0	4-4	1 2 3	4	6	1 1 0 4	24							
22	Ingle, Caitlin	g 8-12	0-1	2-3	0 3 3	2	18	5 6 1 1	31							
15	Greiner, Paige	1-2	1-2	0-0	0 1 1	0	3	0 0 0 0	16							
24	Miller, Nicole	0-1	0-1	0-0	2 3 5	2	0	0 0 0 1	20							
34	Rush, Cortni	0-2	0-2	0-0	1 2 3	1	0	0 0 0 0	11							
50	Rhine, Sara	8-17	0-0	6-6	7 8 15	1	22	0 1 0 0	22							
Team					3 1 4											
Totals		27-63	4-16	15-18	14 26 40	16	73	7 17 5 8	200							

FG % 1st Half: 14-28 50.0% 2nd half: 13-35 37.1% Game: 27-63 42.9% Deadball Rebounds 2,1
 3FG % 1st Half: 3-7 42.9% 2nd half: 1-9 11.1% Game: 4-16 25.0%
 FT % 1st Half: 6-6 100.0% 2nd half: 9-12 75.0% Game: 15-18 83.3%

Officials: Angie Enlund, Scott Doberstein, Zac Brost
 Technical fouls: UNI-None. Drake-None.
 Attendance: 2853

Score by periods		1st	2nd	3rd	4th	Total	Points	In Paint	T/O	2nd Chance	Fast Break	Bench
		20	26	15	18	79						
UNI		20	26	15	18	79	UNI	28	23	7	6	7
Drake		19	18	18	18	73	DU	38	8	12	6	25

Last FG - UNI 4th-00:28, DU 4th-01:38.
 Largest lead - UNI by 4 3rd-05:21, DU by 4 1st-06:04.
 UNI led for 34:44. DU led for 03:39. Game was tied for 01:36.
 Score tied - 3 times.
 Lead changed - 10 times.

Official Basketball Box Score -- Game Totals -- Final Statistics
UNI vs Loyola
1/29/16 7 p.m. at Gentile Arena - Chicago, Ill.
UNI 60 • 11-8 (6-2 MVC)

##	Player	Total		3-Ptr		Rebounds			PF	TP	A TO Blk Stl					Min
		FG-FGA	FG-FGA	FT-FTA	Off Def Tot	PF	TP	A TO Blk Stl								
02	Weekly, Madison	* 7-15	4-8	2-2	0 2 2	3	20	1 2 0 0	30							
05	Sorenson, Amber	* 6-9	5-7	2-3	0 8 8	2	19	1 2 1 0	31							
13	Lamar, Sharnae	* 0-8	0-6	0-0	0 3 3	4	0	10 3 1 2	35							
14	Davison, Stephanie	* 0-5	0-2	0-0	3 3 6	3	0	0 4 0 2	34							
42	Keitel, Jen	* 7-20	0-3	2-2	2 8 10	2	16	3 2 2 0	33							
11	Davison, Angie	0-1	0-0	0-0	0 0 0	0	0	0 1 0 0	5							
20	Schonhardt, Hannah	0-0	0-0	0-0	0 0 0	4	0	0 1 0 0	7							
24	Morgan, Mikaela	2-3	1-1	0-0	1 1 2	0	5	0 0 0 2	18							
34	Hagen, Taylor	0-0	0-0	0-0	0 0 0	0	0	1 0 0 0	3							
44	Johnson, Alyssa	0-1	0-0	0-0	0 1 1	0	0	0 0 0 0	4							
Team					4 1 5											
Totals		22-62	10-27	6-7	10 27 37	18	60	16 15 4 6	200							

FG % 1st Half: 12-33 36.4% 2nd half: 10-29 34.5% Game: 22-62 35.5% Deadball Rebounds 1
 3FG % 1st Half: 4-13 30.8% 2nd half: 6-14 42.9% Game: 10-27 37.0%
 FT % 1st Half: 2-2 100.0% 2nd half: 4-5 80.0% Game: 6-7 85.7%

Loyola 64 • 10-9 (6-2 MVC)

#	Player	*	Total		3-Ptr		Rebounds			PF	TP	A TO Blk Stl				Min
			FG-FTA	FG-FGA	FT-FTA	Off	Def	Tot								
04	Vann, Dakota	*	3-5	2-3	4-4	1	3	4	5	12	2	3	1	1	24	
23	Smith, Becca	*	0-3	0-2	0-0	1	5	6	0	0	2	1	1	1	29	
25	Johnson, Taylor	*	9-17	2-3	2-5	0	7	7	4	22	6	2	1	1	39	
44	Wheeler, Nieka	*	1-4	0-0	4-4	1	0	1	2	6	2	0	0	0	29	
50	Manuel, Taylor	*	3-9	0-0	1-2	0	9	9	2	7	1	4	0	2	32	
01	Fisher, Whisper		0-0	0-0	0-0	0	0	0	0	0	0	0	1	0	1	
03	Edwards, Tashawnya		0-0	0-0	0-0	0	1	1	0	0	0	0	0	0	3	
11	Segars, Brandi		0-0	0-0	0-0	0	1	1	1	0	0	0	0	0	3	
15	Goodhart, Grace		4-9	4-7	0-0	0	3	3	2	12	1	3	0	3	24	
21	Johnson, Ryan		2-3	0-0	1-2	0	1	1	1	5	0	2	0	0	16	
	Team					1	0	1								
	Totals		22-50	8-15	12-17	4	30	34	17	64	14	15	4	8	200	



2015-16 SEASON REVIEW • BOX SCORES

Official Basketball Box Score -- Game Totals -- Final Statistics Missouri State vs UNI 2/5/16 7 p.m. at Cedar Falls, Iowa (McLeod Center)

Missouri State 78 • 15-7, 8-2

#	Player	Total		3-Ptr		Rebounds			PF	TP	A TO Blk Stl				Min
		FG-FGA	FT-FTA	FG-FGA	FT-FTA	Off	Def	Tot			A	TO	Blk	Stl	
01	Gitzen, Danielle	* 1-3	1-1	0-0	0-0	1	3	4	4	3	0	0	0	0	19
04	Williams, Kenzie	* 6-12	2-5	2-2	0-0	0	6	6	3	16	1	1	1	0	43
12	Chvatal, Hillary	* 4-9	2-3	3-4	4	2	6	4	13	2	4	0	0	0	44
13	Holt, Audrey	* 1-5	0-2	0-0	0-0	4	0	4	3	2	4	1	1	1	35
22	Snow, Tyonna	* 8-16	0-4	8-12	4	5	9	3	24	3	5	0	5	3	31
02	Hughes, Lexi	* 2-7	0-1	0-0	0	2	2	0	4	2	0	0	0	1	15
03	Polowy, Lee Ann	0-0	0-0	0-0	0	0	0	0	2	0	0	0	0	0	4
05	Fruendt, Liza	6-8	4-5	0-0	0	7	7	3	16	1	7	0	0	0	24
34	Swartz, Rachel	0-0	0-0	0-0	0	1	1	1	0	0	0	0	1	1	3
40	Osemenam, Onye	0-1	0-0	0-0	0	0	0	3	0	1	1	0	0	0	7
Team						0	0	0			1				
Totals		28-61	9-21	13-18	13	26	39	26	78	10	23	2	8	225	

FG % 1st Half: 10-25 40.0% 2nd half: 16-30 53.3% OT: 2-6 33.3% Game: 28-61 45.9% Deadball Rebounds 3FG % 1st Half: 2-8 25.0% 2nd half: 7-10 70.0% OT: 0-3 0.0% Game: 9-21 42.9% 4 FT % 1st Half: 5-6 83.3% 2nd half: 2-3 66.7% OT: 6-9 66.7% Game: 13-18 72.2%

UNI 75 • 12-9, 7-3

#	Player	Total		3-Ptr		Rebounds			PF	TP	A TO Blk Stl				Min
		FG-FGA	FT-FTA	FG-FGA	FT-FTA	Off	Def	Tot			A	TO	Blk	Stl	
02	Weekly, Madison	* 6-20	0-5	7-8	1	4	5	2	19	1	3	1	2	43	
05	Sorenson, Amber	* 2-7	2-6	4-4	0	5	5	3	10	0	2	1	1	35	
13	Lamar, Sharnae	* 5-9	2-3	2-2	0	0	0	0	14	7	4	0	0	40	
14	Davison, Stephanie	* 2-5	0-1	0-0	0	2	2	5	4	2	4	0	0	27	
42	Keitel, Jen	* 5-7	0-0	2-2	4	2	6	3	12	2	3	0	1	38	
04	Parker, Lauren	2-4	0-0	2-2	0	1	1	0	6	0	0	0	0	8	
11	Davison, Angie	1-2	1-2	0-0	1	0	1	0	3	0	0	0	1	10	
20	Schonhardt, Hannah	2-3	0-0	3-5	0	3	4	7	0	0	0	0	1	17	
44	Johnson, Alyssa	0-0	0-0	0-0	0	1	1	0	0	1	0	0	0	7	
Team						1	3	4			1				
Totals		25-57	5-17	20-23	7	21	28	17	75	13	17	2	6	225	

FG % 1st Half: 10-24 41.7% 2nd half: 13-26 50.0% OT: 2-7 28.6% Game: 25-57 43.9% Deadball Rebounds 3FG % 1st Half: 2-8 25.0% 2nd half: 2-6 33.3% OT: 1-3 33.3% Game: 5-17 29.4% 2 FT % 1st Half: 4-6 66.7% 2nd half: 14-15 93.3% OT: 2-2 100.0% Game: 20-23 87.0%

Officials: Tina Napier, Lisa Mattingly, Mary Toberman
Technical fouls: Missouri State-None. UNI-None.
Attendance: 1370
S. Davison (UNI) fouls out with 3:14 remaining in 1st OT

Score by periods	1st	2nd	3rd	4th	OT	Total
Missouri State	7	20	24	17	10	78
UNI	17	9	21	21	7	75

Points	In	Off	2nd	Fast	Bench
MSU	28	16	14	8	20
UNI	32	24	6	2	16

Last FG - MSU OT-01:04, UNI OT-00:13.
Largest lead - MSU by 7 3rd-02:46, UNI by 11 2nd-07:50.
MSU led for 21:12. UNI led for 16:19. Game was tied for 07:29.

Score tied - 8 times.
Lead changed - 8 times.

Official Basketball Box Score -- Game Totals -- Final Statistics Wichita State vs UNI 2/7/16 2 p.m. at Cedar Falls, Iowa (McLeod Center)

Wichita State 48 • 5-17, 2-9

#	Player	Total		3-Ptr		Rebounds			PF	TP	A TO Blk Stl				Min
		FG-FGA	FT-FTA	FG-FGA	FT-FTA	Off	Def	Tot			A	TO	Blk	Stl	
03	STOVALL, Aundra	* 0-2	0-1	0-0	0	4	4	2	0	2	2	0	1	32	
11	LOZADA-CABBAGE, S.	* 2-5	0-0	1-2	0	3	3	4	5	1	2	0	1	19	
23	MIKE, TaQuandra	* 2-8	0-1	2-2	0	4	4	6	1	2	1	3	29		
25	CHAPEL, Jaleesa	* 2-2	0-0	0-0	3	2	5	1	4	0	2	0	1	24	
35	BESSARD, Rangie	* 7-16	1-2	4-6	4	7	11	4	19	0	3	1	1	33	
02	MORTIMER, Hannah	2-4	0-1	0-0	1	0	1	3	4	0	0	0	0	13	
04	LOCKHART, Diamond	2-6	0-2	0-1	1	0	1	2	4	3	5	0	1	28	
12	FRANCIS, Jyar	1-5	1-1	0-0	1	1	2	1	3	0	1	1	0	6	
34	LEHNE, Ellie	1-3	1-1	0-0	0	4	4	3	3	0	0	0	0	16	
Team						2	0	2			1				
Totals		19-51	3-9	7-11	12	25	37	24	48	7	18	3	8	200	

FG % 1st Half: 10-24 41.7% 2nd half: 9-27 33.3% Game: 19-51 37.3% Deadball Rebounds 3FG % 1st Half: 3-5 60.0% 2nd half: 0-4 0.0% Game: 3-9 33.3% FT % 1st Half: 0-0 0.0% 2nd half: 7-11 63.6% Game: 7-11 63.6%

UNI 69 • 13-9, 8-3

#	Player	Total		3-Ptr		Rebounds			PF	TP	A TO Blk Stl				Min
		FG-FGA	FT-FTA	FG-FGA	FT-FTA	Off	Def	Tot			A	TO	Blk	Stl	
02	Weekly, Madison	* 7-17	5-11	0-0	1	1	2	1	19	3	2	0	2	30	
05	Sorenson, Amber	* 3-9	2-8	2-2	1	2	3	0	10	3	0	1	0	22	
13	Lamar, Sharnae	* 3-9	3-4	2-2	1	4	5	1	11	4	5	1	1	37	
14	Davison, Stephanie	* 2-6	1-4	3-4	0	2	2	0	8	1	2	0	0	27	
42	Keitel, Jen	* 3-4	0-0	2-2	1	0	1	3	8	1	2	0	0	18	
04	Parker, Lauren	1-2	0-0	0-2	0	1	1	0	2	0	0	0	0	8	
11	Davison, Angie	1-3	0-2	2-2	0	1	1	1	4	2	0	0	0	12	
15	Garrison, Dariann	0-0	0-0	1-4	0	1	1	0	1	0	0	0	0	2	
20	Schonhardt, Hannah	0-1	0-0	2-2	1	2	3	2	2	0	1	0	1	16	
24	Morgan, Mikaela	0-1	0-1	0-0	0	1	1	0	0	1	0	0	1	6	
34	Hagen, Taylor	0-0	0-0	0-0	0	0	0	2	0	0	0	2	0	7	
44	Johnson, Alyssa	1-1	0-0	2-3	1	3	4	1	4	0	0	1	1	15	
Team						3	5	8							
Totals		21-53	11-30	16-23	9	23	32	13	69	16	12	6	4	200	

FG % 1st Half: 10-31 32.3% 2nd half: 11-22 50.0% Game: 21-53 39.6% Deadball Rebounds 3FG % 1st Half: 5-19 26.3% 2nd half: 6-11 54.5% Game: 11-30 36.7% FT % 1st Half: 10-12 83.3% 2nd half: 6-11 54.5% Game: 16-23 69.6%

Officials: John Whitson, Scott Doberstein, LaSha Hopson
Technical fouls: Wichita State-None. UNI-None.
Attendance: 1226

Score by periods	1st	2nd	3rd	4th	Total
Wichita State	16	7	8	17	48
UNI	15	20	19	15	69

Points	In	Off	2nd	Fast	Bench
WICH	20	13	9	2	14
UNI	14	15	9	2	13

Last FG - WICH 4th-02:34, UNI 4th-02:15.
Largest lead - WICH by 6 1st-07:18, UNI by 24 4th-07:42.
WICH led for 12:18. UNI led for 26:17. Game was tied for 01:02.

Score tied - 1 time.
Lead changed - 1 time.

Official Basketball Box Score -- Game Totals -- Final Statistics UNI vs Indiana State 02-12-16 7:05 p.m. at Terre Haute, Ind.

UNI 61 • 14-9, 9-3 MVC

#	Player	Total		3-Ptr		Rebounds			PF	TP	A TO Blk Stl				Min
		FG-FGA	FT-FTA	FG-FGA	FT-FTA	Off	Def	Tot			A	TO	Blk	Stl	
02	Weekly, Madison	* 6-11	4-7	2-2	0	2	2	0	18	0	1	0	2	35	
05	Sorenson, Amber	* 1-8	1-5	0-0	0	3	3	3	3	1	2	0	0	24	
13	Lamar, Sharnae	* 1-6	0-2	0-0	2	7	9	3	2	8	1	0	1	37	
14	Davison, Stephanie	* 3-8	0-2	6-8	2	6	8	1	12	1	0	1	1	30	
42	Keitel, Jen	* 8-11	0-1	2-2	1	8	9	2	18	1	4	0	0	30	
04	Parker, Lauren	0-0	0-0	0-0	0	0	0	0	0	1	0	0	0	1	
11	Davison, Angie	0-1	0-1	0-0	1	0	1	0	0	0	1	0	0	8	
20	Schonhardt, Hannah	2-3	0-0	0-0	1	3	4	2	4	0	1	0	1	14	
24	Morgan, Mikaela	0-4	0-1	0-0	0	0	0	1	0	0	1	0	0	10	
44	Johnson, Alyssa	2-2	0-0	0-0	0	1	1	1	4	0	0	0	0	11	
Team						1	2	3							
Totals		23-54	5-19	10-12	8	32	40	13	61	12	11	1	5	200	

FG % 1st Half: 12-31 38.7% 2nd half: 11-23 47.8% Game: 23-54 42.6% Deadball Rebounds 3FG % 1st Half: 3-14 21.4% 2nd half: 2-5 40.0% Game: 5-19 26.3% FT % 1st Half: 5-6 83.3% 2nd half: 5-6 83.3% Game: 10-12 83.3%

Indiana State 45 • 9-13, 5-6 MVC

#	Player	Total		3-Ptr	Rebounds					PF	TP	A	TO	Blk	Stl	Min
		FG-FGA	FT-FTA	FG-FGA	FT-FTA	Off	Def	Tot								
01	Taia, Ashley	* 2-6	1-4	0-0	1	4	5	3	5	1	2	0	1	1	23	
03	Newbolt, Alexis	* 2-5	2-3	0-0	0	1	1	4	6	1	0	0	1	1	25	
04	Ceazer, Cierra	* 3-9	0-1	0-0	0	0	0	0	6	1	3	0	0	0	30	
13	Marshall, Joyea	* 4-13	1-4	3-5	1	7	8	0	12	0	1	1	0	0	29	
45	Smith, Rhagen	* 2-7	0-1	3-4	5	4	9	1	7	0	1	1	1	1	31	
11	Mackowiak, Jennifer	1-5	0-1	0-0	1	2	3	0	2	3	1	0	1	0	24	
14	Webb, Tierra	1-5	0-2	4-4	0	2	2	3	6	1	2	0	3	2	34	
30	Wentland, Regan	0-0	0-0	1-2	0	0	0	1	1	0	0	0	0	0	5	
35	Dirks, Kelsey	0-4	0-0	0-0	0	2	2	0	0	0	0	0	0	0	9	
Team					1	2	3									
Totals		15-54	4-16	11-15	9	24	33	12	45	7	10	2	7	200		



2015-16 SEASON REVIEW • BOX SCORES

Official Basketball Box Score -- Game Totals -- Final Statistics
Drake vs UNI
2/19/16 7 p.m. at Cedar Falls, Iowa (McLeod Center)

Drake 74 • 17-8, 10-4

##	Player	Total		3-Ptr		Rebounds			PF	TP	A TO Blk Stl				Min
		FG-FGA	FG-FGA	FT-FTA	Off Def Tot	PF	TP	A TO Blk Stl							
03	Wendell, Lizzy	* 5-13	0-2	4-6	4 1 5	4	14	3 4 0 1	25						
05	Donahue, Emma	* 4-5	2-3	0-0	1 2 3	0	10	0 1 0 0	14						
20	Dean, Maddy	* 4-8	0-2	3-4	1 4 5	1	11	1 2 0 2	26						
21	Bachrodt, Sammie	* 0-4	0-2	1-2	1 4 5	4	1	1 1 0 3	22						
22	Ingle, Caitlin	* 5-14	1-3	8-9	1 4 5	5	19	2 2 0 1	24						
15	Greiner, Paige	0-1	0-1	1-2	0 1 1	3	1	0 0 0 0	25						
24	Miller, Nicole	0-3	0-2	0-0	0 0 0	2	0	2 0 0 0	24						
34	Rush, Cortni	1-1	0-0	0-0	1 1 2	2	2	0 2 0 0	17						
50	Rhine, Sara	6-10	0-1	4-4	3 7 10	3	16	0 2 0 0	23						
Team					3 1 4										
Totals		25-59	3-16	21-27	15 25 40	24	74	9 14 0 7	200						

FG % 1st Half: 10-28 35.7% 2nd half: 15-31 48.4% Game: 25-59 42.4% Deadball Rebounds 2
 3FG % 1st Half: 1-7 14.3% 2nd half: 2-9 22.2% Game: 3-16 18.8%
 FT % 1st Half: 3-5 60.0% 2nd half: 18-22 81.8% Game: 21-27 77.8%

UNI 85 • 16-9, 11-3

##	Player	Total		3-Ptr		Rebounds			PF	TP	A TO Blk Stl				Min
		FG-FGA	FG-FGA	FT-FTA	Off Def Tot	PF	TP	A TO Blk Stl							
02	Weekly, Madison	* 7-13	2-5	6-6	1 5 6	2	22	5 2 0 2	38						
05	Sorenson, Amber	* 5-13	4-10	0-0	0 1 1	2	14	0 1 2 1	33						
13	Lamar, Sharnae	* 1-7	0-3	4-6	1 4 5	4	6	8 1 1 0	30						
14	Davison, Stephanie	* 6-10	0-1	7-8	0 3 3	3	19	0 2 1 1	29						
42	Keitel, Jen	* 6-9	0-0	0-0	1 3 4	4	12	4 0 0 1	24						
11	Davison, Angie	1-2	1-2	0-0	0 0 0	1	3	1 1 1 1	7						
20	Schonhardt, Hannah	1-1	0-0	0-0	1 1 2	3	1	1 0 1 1	13						
24	Morgan, Mikaela	1-3	1-2	2-2	2 0 2	2	5	0 0 1 0	16						
44	Johnson, Alyssa	1-2	0-1	0-0	0 1 1	2	2	0 0 0 0	10						
Team					0 5 5			1							
Totals		29-60	8-24	19-22	6 23 29	23	85	19 8 7 7	200						

FG % 1st Half: 15-31 48.4% 2nd half: 14-29 48.3% Game: 29-60 48.3% Deadball Rebounds 4
 3FG % 1st Half: 4-13 30.8% 2nd half: 4-11 36.4% Game: 8-24 33.3%
 FT % 1st Half: 8-8 100.0% 2nd half: 11-14 78.6% Game: 19-22 86.4%

Officials: Doug Knight, Katie Lukanich, Bob Enterline
 Technical fouls: Drake-TEAM. UNI-None.
 Attendance: 2102
 Ingle (DU) fouls out with 00:56 remaining in 2nd half

Score by periods	1st	2nd	3rd	4th	Total
Drake	7	17	25	25	74
UNI	18	24	25	18	85

Last FG - DU 4th-00:47, UNI 4th-01:19.
 Largest lead - DU None, UNI by 20 3rd-00:11.
 DU led for 00:00. UNI led for 39:42. Game was tied for 00:15.

Score tied - 0 times.
 Lead changed - 0 times.

Official Basketball Box Score -- Game Totals -- Final Statistics
Bradley vs UNI
2/26/16 7 p.m. at Cedar Falls, Iowa (McLeod Center)

Bradley 41 • 8-19, 4-12

##	Player	Total		3-Ptr		Rebounds			PF	TP	A TO Blk Stl				Min
		FG-FGA	FG-FGA	FT-FTA	Off Def Tot	PF	TP	A TO Blk Stl							
00	Brewer, Danielle	* 3-8	1-4	4-5	1 2 3	2	11	2 1 0 1	28						
11	Sims, Tamya	* 1-7	0-0	0-0	0 1 1	0	2	0 1 0 0	20						
14	Yelle, Kat	* 1-2	0-1	0-1	0 4 4	3	2	1 2 0 4	22						
23	Lerma, Leti	* 2-8	0-0	0-0	2 2 4	0	4	0 0 2 0	22						
33	Schlueter, Anneke	* 1-4	0-2	4-4	0 4 4	0	6	0 3 1 2	26						
12	Clay, Kellee	0-0	0-0	0-0	0 0 0	0	0	0 1 0 0	2						
15	Eshoo, Emily	0-2	0-0	0-0	0 1 1	0	0	0 1 0 0	14						
20	Burrell, Shareece	1-1	0-0	0-0	0 0 0	3	2	0 2 0 0	10						
21	Van Cleave, Haley	2-2	0-0	0-0	0 1 1	0	4	0 0 0 0	5						
24	Kendall, Sameia	0-1	0-0	0-2	0 2 2	1	0	2 3 0 1	19						
30	Tinjum, Whitney	0-3	0-1	0-0	1 3 4	2	0	0 2 0 0	11						
44	Markert, Vanessa	5-8	0-0	0-0	0 3 3	1	10	1 1 1 0	21						
Team					0 1 1										
Totals		16-46	1-8	8-12	4 24 28	12	41	6 17 4 8	200						

FG % 1st Half: 8-23 34.8% 2nd half: 8-23 34.8% Game: 16-46 34.8% Deadball Rebounds 2
 3FG % 1st Half: 1-5 20.0% 2nd half: 0-3 0.0% Game: 1-8 12.5%
 FT % 1st Half: 0-2 0.0% 2nd half: 8-10 80.0% Game: 8-12 66.7%

UNI 65 • 17-9, 12-3

##	Player	Total		3-Ptr		Rebounds			PF	TP	A TO Blk Stl				Min
		FG-FGA	FG-FGA	FT-FTA	Off Def Tot	PF	TP	A TO Blk Stl							
02	Weekly, Madison	* 8-13	3-6	0-0	1 2 3	3	19	3 0 0 0	24						
05	Sorenson, Amber	* 7-13	3-5	0-0	2 3 5	0	17	0 1 1 1	24						
13	Lamar, Sharnae	* 0-3	0-0	0-0	1 5 6	4	0	7 4 0 2	33						
14	Davison, Stephanie	* 5-15	0-4	1-1	2 1 3	1	11	2 1 0 1	23						
42	Keitel, Jen	* 2-6	0-0	0-0	1 6 7	1	4	2 2 1 0	22						
04	Parker, Lauren	0-0	0-0	0-0	0 0 0	0	0	0 0 0 0	2						
11	Davison, Angie	1-2	1-2	2-2	2 2 4	0	5	1 1 1 1	17						
20	Schonhardt, Hannah	1-3	0-1	0-0	0 5 5	0	2	1 2 1 1	16						
24	Morgan, Mikaela	2-8	1-3	0-0	2 1 3	1	5	2 0 0 0	22						
34	Hagen, Taylor	0-2	0-0	2-2	1 1 2	0	2	0 0 0 0	10						
44	Johnson, Alyssa	0-0	0-0	0-0	0 2 2	0	0	1 0 0 0	7						
Team					3 0 3										
Totals		26-65	8-21	5-5	15 28 43	10	65	19 11 4 6	200						

FG % 1st Half: 12-34 35.3% 2nd half: 14-31 45.2% Game: 26-65 40.0% Deadball Rebounds 0
 3FG % 1st Half: 1-7 14.3% 2nd half: 7-14 50.0% Game: 8-21 38.1%
 FT % 1st Half: 4-4 100.0% 2nd half: 1-1 100.0% Game: 5-5 100.0%

Officials: Lisa Mattingly, Felicia Grinter, Amy Bonner
 Technical fouls: Bradley-None. UNI-None.
 Attendance: 1505

Score by periods	1st	2nd	3rd	4th	Total
Bradley	11	6	12	12	41
UNI	14	15	25	11	65

Last FG - BU 4th-01:03, UNI 4th-01:29.
 Largest lead - BU by 2 1st-09:20, UNI by 32 4th-05:30.
 BU led for 01:43. UNI led for 36:18. Game was tied for 01:59.

Score tied - 2 times.
 Lead changed - 1 time.

Official Basketball Box Score -- Game Totals -- Final Statistics
Loyola vs UNI
2/28/16 2 p.m. at Cedar Falls, Iowa (McLeod Center)

Loyola 52 • 13-15, 9-8

##	Player	Total		3-Ptr		Rebounds			PF	TP	A TO Blk Stl				Min
		FG-FGA	FG-FGA	FT-FTA	Off Def Tot	PF	TP	A TO Blk Stl							
21	Johnson, Ryan	* 1-4	0-0	0-0	2 4 6	1	2	0 0 1 0	16						
23	Smith, Becca	* 1-4	1-2	0-0	1 4 5	2	3	1 1 0 0	31						
25	Johnson, Taylor	* 5-16	0-0	6-8	0 5 5	3	16	3 3 1 1	29						
44	Wheeler, Nieka	* 1-7	0-1	0-2	2 6 8	3	2	0 0 0 0	36						
50	Manuel, Taylor	* 6-14	0-2	2-2	1 3 4	4	14	3 3 0 1	31						
01	Fisher, Whisper	0-0	0-0	0-0	0 1 1	0	0	0 0 0 0	1						
03	Edwards, Tashawnya	1-1	1-1	2-2	0 0 0	0	5	0 0 0 1	3						
04	Vann, Dakota	3-9	0-0	2-2	2 2 4	2	8	0 1 0 0	26						
12	Negatu, Citiana	0-0	0-0	0-0	0 0 0	0	0	0 0 0 0	3						
15	Goodhart, Grace	1-6	0-1	0-0	0 3 3	1	2	0 1 0 2	24						
Team					4 2 6										
Totals		19-61	2-7	12-16	12 30 42	16	52	7 9 2 5	200						

FG % 1st Half: 11-33 33.3% 2nd half: 8-28 28.6% Game: 19-61 31.1% Deadball Rebounds 3
 3FG % 1st Half: 1-3 33.3% 2nd half: 1-4 25.0% Game: 2-7 28.6%
 FT % 1st Half: 3-7 42.9% 2nd half: 9-9 100.0% Game: 12-16 75.0%

UNI 63 • 18-9, 13-3

#	Player	*	Total		3-Ptr		Rebounds			PF	TP	A TO Blk Stl				Min
			FG-FGA	FG-FGA	FT-FTA	Off	Def	Tot								
02	Weekly, Madison	*	5-14	3-9	4-6	0	4	4	2	17	3	0	0	0	34	
05	Sorenson, Amber	*	4-14	3-12	1-2	0	4	4	1	12	0	2	0	0	34	
13	Lamar, Sharnae	*	2-5	1-2	2-2	1	4	5	3	7	5	2	0	0	30	
14	Davison, Stephanie	*	4-9	0-2	5-6	2	3	5	3	13	1	0	1	0	36	
42	Keitel, Jen	*	5-12	1-2	0-0	3	10	13	1	11	2	2	4	2	31	
04	Parker, Lauren		0-0	0-0	0-0	0	0	0	0	0	0	0	0	0	1	
11	Davison, Angie		0-1	0-1	0-0	0	0	0	0	0	1	0	0	0	8	
20	Schonhardt, Hannah		0-2	0-0	0-0	0	4	4	0	0	0	0	0	0	6	
34	Morgan, Mikaela		1-2	1-2	0-0	0	0	0	3	3	0	0	0	0	11	
34	Hagen, Taylor		0-0	0-0	0-0	0	0	0	0	0	0	0	0	0	1	
44	Johnson, Alyssa		0-0	0-0	0-0	0	1	0	1	0	1	0	2	1	8	
Team						0	1	2								
Totals			21-59	9-30	12-16	7	30	37	14	63	13	6	7	3	200	
FG % 1st Half: 8-34			23.5%	2nd half: 13-25	52.0%	Game: 21-59			35.6%						Deadball Rebounds 5	
3FG % 1st Half: 4-20			20.0%	2nd half: 5-10	50.0%	Game: 9-30			30.0%							
FT % 1st Half: 4-4			100.0%	2nd half: 8-12	66.7%	Game: 12-16			75.0%							



2015-16 SEASON REVIEW • BOX SCORES

Official Basketball Box Score -- Game Totals -- Final Statistics
UNI vs Evansville
3/5/16 1:00 p.m. at Evansville, Ind. - Ford Center**UNI 61 • 20-9, 15-3 MVC**

#	Player	Total		3-Ptr		Rebounds			PF	TP	A TO Blk Stl					Min
		FG-FGA	FG-FGA	FT-FTA	FT-FTA	Off	Def	Tot			A	TO	Blk	Stl		
05	Sorenson, Amber	f	4-8	1-5	2-2	1	10	11	3	11	3	1	1	1		34
42	Keitel, Jen	f	3-7	0-0	6-8	1	5	6	1	12	1	3	1	1		32
02	Weekly, Madison	g	4-14	3-8	9-12	0	3	3	2	20	3	3	1	1		36
13	Lamar, Sharnae	g	1-7	0-2	2-2	0	3	3	4	2	3	0	1	1		18
14	Davison, Stephanie	g	2-3	0-0	0-0	0	2	2	3	4	2	2	1	0		38
11	Davison, Angie		1-2	1-2	0-0	0	1	1	2	3	0	1	0	0		19
20	Schonhardt, Hannah		2-2	0-0	0-0	1	4	5	0	4	0	1	1	0		10
24	Morgan, Mikaela		1-1	1-1	0-0	0	2	2	2	3	0	1	0	0		9
44	Johnson, Alyssa		0-0	0-0	0-0	0	0	0	2	0	0	2	0	0		4
	Team					0	3	3								
Totals			18-44	6-18	19-24	3	33	36	18	61	11	17	5	4		200

FG % 1st Half: 7-23 30.4% 2nd half: 11-21 52.4% Game: 18-44 40.9% Deadball Rebounds 4
3FG % 1st Half: 3-12 25.0% 2nd half: 3-6 50.0% Game: 6-18 33.3%
FT % 1st Half: 6-8 75.0% 2nd half: 13-16 81.3% Game: 19-24 79.2%

Evansville 48 • 2-27, 1-17 MVC

#	Player	Total		3-Ptr		Rebounds			PF	TP	A TO Blk Stl					Min
		FG-FGA	FG-FGA	FT-FTA	FT-FTA	Off	Def	Tot			A	TO	Blk	Stl		
02	Gasper, Kerri	f	1-7	0-1	3-3	0	1	1	4	5	1	3	0	1		33
22	Robinson, Sasha	f	6-13	0-0	0-0	1	7	8	4	12	0	0	1	1		24
04	Coleman, Camille	g	3-7	0-0	2-5	0	4	4	0	8	2	3	0	0		33
13	Friday, Laura	g	0-3	0-3	1-2	0	3	3	4	1	5	5	0	0		37
24	Dickey, Sara	g	3-13	2-5	3-4	1	3	4	3	11	0	4	0	0		32
00	Williams, Camary		3-5	1-3	2-4	1	1	2	4	9	1	1	0	4		19
14	Langston, Peyton		1-2	0-1	0-0	0	0	0	2	2	0	0	0	1		4
32	Sinnot, Erin		0-0	0-0	0-0	0	0	0	0	0	0	0	0	0		2
33	Hawkins, Ashley		0-2	0-0	0-2	0	2	2	2	0	0	0	0	0		16
	Team					2	3	5								
Totals			17-52	3-13	11-20	5	24	29	23	48	9	16	1	8		200

FG % 1st Half: 9-27 33.3% 2nd half: 8-25 32.0% Game: 17-52 32.7% Deadball Rebounds 6
3FG % 1st Half: 0-4 0.0% 2nd half: 3-9 33.3% Game: 3-13 23.1%
FT % 1st Half: 2-4 50.0% 2nd half: 9-16 56.3% Game: 11-20 55.0%

Officials: Troy Winders, David Stewart and Kelly Dennis

Technical fouls: UNI-None. Evansville-None.

Attendance: 451

Score by periods	1st	2nd	3rd	4th	Total
UNI	8	15	21	17	61
Evansville	12	8	9	19	48

Last FG - UNI 4th-01:16, UE 4th-00:34.

Largest lead - UNI by 15 3rd-00:18, UE by 4 1st-00:04.

UNI led for 30:01. UE led for 03:53. Game was tied for 06:06.

Score tied - 4 times.

Lead changed - 4 times.

Official Basketball Box Score -- Game Totals -- Final Statistics
Bradley vs UNI
3/11/16 12:05pm at iWireless Center, Moline, IL**Bradley 45 • 9-22 (5-14 MVC)**

#	Player	Total		3-Ptr		Rebounds			PF	TP	A TO Blk Stl					Min
		FG-FGA	FG-FGA	FT-FTA	FT-FTA	Off	Def	Tot			A	TO	Blk	Stl		
00	Brewer, Danielle	f	1-5	0-0	2-2	0	3	3	1	4	0	2	0	0		27
11	Sims, Tamyia	f	3-8	0-0	4-4	0	2	2	2	10	0	2	0	0		35
14	Yelle, Kat	g	3-4	1-1	0-1	0	4	4	4	7	0	3	0	1		32
23	Lerma, Leti	g	6-16	0-0	4-4	4	9	13	4	16	1	2	0	3		28
33	Schlueter, Anneke	g	1-6	0-2	2-2	0	2	2	0	4	2	1	0	2		39
15	Eshoo, Emily		0-0	0-0	0-0	0	1	1	1	0	0	0	0	0		2
24	Kendall, Sameia		0-5	0-2	0-0	0	2	2	0	2	0	1	2	0		24
30	Tinjum, Whitney		1-3	1-1	1-2	0	1	1	1	4	0	1	0	0		8
44	Merkert, Vanessa		0-0	0-0	0-0	0	1	1	2	0	0	1	0	0		5
	Team					1	4	5			1					
Totals			15-47	2-6	13-15	5	29	34	17	45	4	15	0	6		200

1st - FG %: 5-15 33.3% 2nd: 5-11 45.5% 3rd: 2-9 22.2% 4th: 3-12 25.0% Game: 15-47 31.9% Deadball Rebounds 2
3FG %: 1-3 33.3% 0-1 0.0% 1-2 50.0% 0-0 0.0% 2-6 33.3%
FT %: 4-4 100.0% 5-5 100.0% 5-5 100.0% 5-5 100.0% 13-15 86.7%

UNI 46 • 21-9 (15-3 MVC)

#	Player	Total		3-Ptr		Rebounds			PF	TP	A TO Blk Stl					Min
		FG-FGA	FG-FGA	FT-FTA	FT-FTA	Off	Def	Tot			A	TO	Blk	Stl		
05	Sorenson, Amber	f	2-10	0-7	0-0	0	4	4	3	4	3	3	1	1		24
42	Keitel, Jen	f	1-4	0-0	1-2	1	6	7	3	4	3	4	2	0		30
02	Weekly, Madison	g	6-13	3-6	7-7	0	1	1	3	22	0	3	0	0		28
13	Lamar, Sharnae	g	0-3	0-1	3-4	0	4	4	2	3	2	0	0	0		38
14	Davison, Stephanie	g	2-6	0-0	1-2	0	3	3	2	5	1	0	1	2		33
11	Davison, Angie		0-2	0-1	0-0	0	2	2	0	0	0	0	0	0		4
20	Schonhardt, Hannah		1-1	0-0	0-0	0	1	1	1	2	0	0	0	0		12
24	Morgan, Mikaela		2-6	1-3	0-0	1	2	3	0	5	0	1	0	0		18
44	Johnson, Alyssa		0-0	0-0	2-2	1	2	3	1	2	1	0	0	1		13
	Team					0	2	2								
Totals			14-45	4-18	14-17	3	27	30	15	46	12	12	4	4		200

1st - FG %: 4-12 33.3% 2nd: 5-12 41.7% 3rd: 3-11 27.3% 4th: 2-10 20.0% Game: 14-45 31.1% Deadball Rebounds 2
3FG %: 1-8 12.5% 2-3 66.7% 0-2 0.0% 1-5 20.0% 4-18 22.2%
FT %: 0-0 0.0% 0-0 0.0% 9-11 81.8% 5-6 83.3% 14-17 82.4%

Officials: Felicia Grinter, Doug Knight, Missy Brooks

Technical fouls: Bradley-None. UNI-TEAM.

Attendance: 1337

Drawn Charge: Bradley--#23 Lerma (1), #24 Kendall (1). UNI--#13 Lamar (1)

Score by periods	1st	2nd	3rd	4th	Total
Bradley	14	10	10	11	45
UNI	9	12	15	10	46

Points In Off 2nd Fast
BU Paint T/O Chance Break Bench
UNI 28 4 6 2 4
UNI 18 6 2 2 9

Last FG - BU 4th-01:47, UNI 4th-03:22.

Largest lead - BU by 9 2nd-08:28, UNI by 5 3rd-01:54.

BU led for 23:51. UNI led for 12:36. Game was tied for 03:33.

Score tied - 8 times.

Lead changed - 12 times.

Official Basketball Box Score -- Game Totals -- Final Statistics
Southern Illinois vs UNI
3/12/16 1:34pm at iWireless Center, Moline, IL**Southern Illinois 43 • 20-12 (12-6 MVC)**

#	Player	Total		3-Ptr		Rebounds			PF	TP	A TO Blk Stl					Min
		FG-FGA	FG-FGA	FT-FTA	FT-FTA	Off	Def	Tot			A	TO	Blk	Stl		
00	Pierre,Dyana	f	2-5	0-0	1-3	1	3	4	2	5	0	1	1	0		24
24	Nebo,Kim	f	2-6	0-0	2-2	4	2	6	1	6	0	2	0	0		24
10	MacKlin,Cartaesha	g	4-17	1-4	0-0	2	1	3	2	9	0	2	1	2		33
13	Napier,Rishonda	g	2-8	0-2	0-0	0	1	1	1	4	1	3	0	1		25
32	Giebelhausen,Kylie	g	1-5	0-3	0-0	0	2	2	2	0	1	1	1	1		30
02	Stephenson,Blair		1-1	0-0	3-3	0	1	1	0	5	0	0	0	0		10
03	Bowling,Olivia		1-2	0-0	0-0	0	0	0	1	2	2	0	0	1		12
33	Washington,Azia		0-0	0-0	0-0	0	1	1	0	0	0	1	0	0		4
35	VanHyfte,Celina		2-6	0-0	0-2	1	4	5	1	4	0	1	0	0		19
40	Corrigan,Carlie		1-6	1-3	0-0	1	1	2	3	0	0	0	0	0		12
42	Hummel,Ashley		1-3	0-0	1-3	0	1	1	1	3	0	0	0	0		7
	Team					5	2	7								
Totals			17-59	2-12	7-13	14	19	33	13	43	3	11	3	5		200

1st - FG %: 5-16 31.3% 2nd: 3-15 20.0% 3rd: 5-13 38.5% 4th: 4-15 26.7% Game: 17-59 28.8% Deadball Rebounds 2
3FG %: 0-3 0.0% 0-3 0.0% 2-3 66.7% 2-12 16.7%
FT %: 1-2 50.0% 0-3 0.0% 4-4 100.0% 2-4 50.0% 7-13 53.8%

UNI 67 • 22-9 (15-3 MVC)

#	Player		Total		3-Ptr	Rebounds			PF	TP	A	TO	Blk	Stl	Min
			FG-FGA	FG-FGA	FT-FTA	Off	Def	Tot							
05	Sorenson, Amber	f	1-7	1-6	0-0	0	3	3	1	3	1	0	1	0	21
42	Keitel, Jen	f	5-5	0-0	0-0	0	4	4	1	10	1	1	1	1	18
02	Weekly, Madison	g	7-11	5-7	2-4	0	4	4	1	21	1	1	0	0	25
13	Lamar, Sharnae	g	4-9	0-0	0-0	1	3	4	1	8	4	2	0	1	37
14	Davison, Stephanie	g	2-6	1-1	2-2	1	3	4	2	7	2	3	2	1	23
04	Parker, Lauren		2-3	0-0	0-0	0	0	0	0	4	0	0	0	0	4
11	Davison, Angie		0-2	0-2	0-0	0	0	0	2	0	1	0	0	0	15
15	Garrison, Dariann		1-1	0-0	0-0	1	0	1	0	2	0	0	0	0	2
20	Schonhardt, Hannah		2-3	0-0	0-0	1	8	9	0	4	0	0	1	1	17
24	Morgan, Mikaela		3-6	1-3	1-2	0	2	2	0	8	0	3	0	2	16
34	Hagen, Taylor		0-2	0-0	0-2	1	0	1	0	0	0	0	0	0	4
44	Johnson, Alyssa		0-0	0-0	0-0	1	2	3	2	0	2	1	0	0	18
	Team					2	3	5			1				
	Totals		27-55	8-19	5-10	8	32	40	10	67	12	12	5	6	200



2015-16 SEASON REVIEW • BOX SCORES

Official Basketball Box Score -- Game Totals -- Final Statistics
UNI vs Nebraska
3/17/16 7:06 p.m. at Pinnacle Bank Arena (Lincoln, Neb.)
UNI 64 • 23-10, 15-3

#	Player	Total		3-Ptr	Rebounds					PF	TP	A	TO	Blk	Stl	Min
		FG-FGA	FG-FGA		FT-FTA	Off	Def	Tot								
05	Sorenson, Amber	f	3-14	2-12	0-0	1	4	5	2	8	1	0	1	0	0	22
42	Keitel, Jen	f	7-10	1-1	0-1	2	6	8	1	15	2	1	0	1	0	30
02	Weekly, Madison	g	7-15	4-7	4-4	2	4	6	2	22	6	2	0	3	34	
13	Lamar, Sharnae	g	0-7	0-4	0-0	2	1	3	0	0	4	1	0	0	0	25
14	Davison, Stephanie	g	2-7	1-4	0-0	1	3	4	2	5	0	1	0	0	0	18
11	Davison, Angie		3-8	2-7	0-0	0	0	0	1	8	1	0	1	0	0	18
20	Schonhardt, Hannah		1-3	1-2	0-0	1	3	4	2	3	2	0	1	1	0	19
24	Morgan, Mikaela		1-3	1-3	0-0	0	3	3	2	3	3	1	0	2	24	
34	Hagen, Taylor		0-0	0-0	0-0	0	0	0	0	0	0	0	0	0	0	0
44	Johnson, Alyssa		0-0	0-0	0-0	1	1	2	1	0	1	1	3	0	0	10
Team						1	1	2			2					
Totals			24-67	12-40	4-5	11	26	37	13	64	20	9	6	7	0	200
1st - FG %:		6-19	31.6%	2nd: 4-16	25.0%	3rd: 4-16	25.0%	4th: 10-16	62.5%	Game: 24-67	35.8%	Deadball				
3FG %:		5-12	41.7%	0-7	0.0%	2-10	20.0%	5-11	45.5%	12-40	30.0%	Rebounds				
FT %:		0-0	0.0%	0-0	0.0%	0-0	0.0%	4-5	80.0%	4-5	80.0%	0				

Nebraska 62 • 18-13, 9-9

#	Player		Total		3-Ptr	Rebounds					PF	TP	A	TO	Blk	Stl	Min
			FG-FGA	FG-FGA		FT-FTA	Off	Def	Tot								
31	Kalenta, Anya	f	3-8	0-0	0-2	1	1	2	0	6	0	1	0	0	0	25	
22	Havers, Allie	c	4-7	0-0	2-4	0	7	7	3	10	2	0	0	1	27		
05	Romeo, Natalie	g	8-16	4-8	0-0	0	9	9	2	20	5	3	0	1	37		
11	Ramacieri, Esther	g	1-3	1-2	0-0	0	6	6	1	3	3	2	0	2	35		
34	Cincore, Jasmine	g	3-6	2-3	2-4	2	2	4	2	10	3	2	0	0	36		
12	Wood, Emily		1-1	1-1	0-0	0	2	2	1	3	1	0	0	0	11		
32	Shepard, Jessica		1-8	0-0	3-4	4	5	9	1	5	2	5	0	0	16		
43	Blackburn, Rachel		2-7	0-0	1-1	1	1	2	2	5	0	0	0	0	13		
Team						2	0	2			1						
Totals			23-56	8-14	8-15	10	33	43	12	62	16	14	0	4	200		
1st - FG %:			4-11	36.4%	2nd: 6-12	50.0%	3rd: 6-20	30.0%	4th: 7-13	53.8%	Game: 23-56	41.1%	Deadball				
3FG %:			1-3	33.3%	2-2	100.0%	1-4	25.0%	4-5	80.0%	8-14	57.1%	Rebounds				
FT %:			3-6	50.0%	2-2	100.0%	0-2	0.0%	3-5	60.0%	8-15	53.3%					

Officials: Nick Marshall, Ann Schroeder, Bryan Rump
 Technical fouls: UNI-None. Nebraska-None.
 Attendance: 2942

Score by periods	1st	2nd	3rd	4th	Total
UNI	17	8	10	29	64
Nebraska	12	16	13	21	62

Last FG - UNI 4th-00:27, NEB 4th-00:00.
 Largest lead - UNI by 9 1st-01:18, NEB by 8 3rd-00:47.
 UNI led for 12:04. NEB led for 22:09. Game was tied for 05:47.

Score tied - 6 times.
 Lead changed - 5 times.

Official Basketball Box Score -- Game Totals -- Final Statistics
Drake vs UNI
3/19/16 7 p.m. at Cedar Falls, Iowa (McLeod Center)
Drake 58 • 23-10, 14-4

#	Player		Total		3-Ptr	Rebounds			PF	TP	A	TO	Blk	Stl	Min
			FG-FGA	FG-FGA		FT-FTA	Off	Def							
03	Wendell, Lizzy	f	4-7	0-1	2-3	2	4	6	5	10	0	7	0	0	20
05	Donahue, Emma	c	1-5	0-3	0-0	0	6	6	2	2	0	1	0	0	19
20	Dean, Maddy	g	8-17	2-6	1-3	2	7	9	1	19	3	2	1	2	28
21	Bachrodt, Sammie		2-2	0-0	2-2	1	4	5	1	6	0	1	1	0	24
22	Ingle, Caitlin	g	1-13	0-4	0-2	1	5	6	0	2	4	2	1	0	27
15	Greiner, Paige		1-1	1-1	0-0	1	1	2	1	3	0	0	0	0	14
24	Miller, Nicole		0-5	0-5	2-2	0	3	3	0	2	2	0	0	0	23
34	Rush, Cortni		1-2	1-1	0-0	1	2	3	2	3	2	0	0	0	22
50	Rhine, Sara		5-10	1-1	0-2	3	5	8	0	11	1	2	0	0	22
	Team					1	0	1							
Totals			23-62	5-22	7-14	12	37	49	12	58	12	15	3	2	199
1st - FG %:			3-14	21.4%	2nd: 5-16	31.3%	3rd: 7-14	50.0%	4th: 8-18	44.4%	Game: 23-62	37.1%	Deadball		
3FG %:			1-6	16.7%	1-9	11.1%	1-2	50.0%	2-5	40.0%	5-22	22.7%	Rebounds		
FT %:			2-4	50.0%	3-4	75.0%	1-3	33.3%	1-3	33.3%	7-14	50.0%			

UNI 64 • 24-10, 15-3

#	Player	Total		3-Ptr	Rebounds					PF	TP	A	TO	Blk	Stl	Min
		FG-FGA	FG-FGA		FT-FTA	Off	Def	Tot								
05	Sorenson, Amber	f	6-14	4-9	0-0	0	5	5	3	16	1	0	1	0	0	26
42	Keitel, Jen	f	2-10	0-0	0-0	2	3	5	2	4	0	2	0	2	2	22
02	Weekly, Madison	g	5-14	3-7	0-0	0	5	5	1	13	2	0	0	1	30	
13	Lamar, Sharnae	g	1-6	0-2	2-2	0	4	4	2	4	15	1	0	2	38	
14	Davison, Stephanie	g	6-10	3-4	0-0	1	2	3	4	15	0	2	0	0	22	
11	Davison, Angie		0-5	0-4	2-2	0	0	0	0	2	0	0	0	0	14	
20	Schonhardt, Hannah		2-4	2-4	0-0	0	3	3	2	6	1	0	0	0	13	
24	Morgan, Mikaela		0-2	0-1	0-0	0	0	0	0	0	0	1	0	1	15	
34	Hagen, Taylor		0-0	0-0	0-0	0	0	0	0	0	0	0	0	0	1	
44	Johnson, Alyssa		2-2	0-0	0-0	1	3	4	1	4	0	0	1	0	18	
Team					4-4	1	4	5								
Totals			24-67	12-31	4-4	5	29	34	15	64	19	6	2	6	199	
1st - FG %:		5-17	29.4%	2nd: 4-17	23.5%	3rd: 8-20	40.0%	4th: 7-13	53.8%	Game: 24-67	35.8%	Deadball				
3FG %:		3-10	30.0%	1-8	12.5%	5-9	55.6%	3-4	75.0%	12-31	38.7%	Rebounds				
FT %:		2-2	100.0%	0-0	0.0%	0-0	0.0%	2-2	100.0%	4-4	100.0%	1				

Officials: Jeff Cross, Missy Brooks, Erika Herriman-Camarota
 Technical fouls: Drake-None. UNI-None.
 Attendance: 1140
 Sharnae Lamar set UNI record with 15 assists in the game

Score by periods	1st	2nd	3rd	4th	Total
Drake	9	14	16	19	58
UNI	15	9	21	19	64

Last FG - DU 4th-00:08, UNI 4th-00:47.
 Largest lead - DU by 2 1st-09:05, UNI by 13 4th-00:47.
 DU led for 00:54. UNI led for 35:48. Game was tied for 03:18.

Score tied - 4 times.
 Lead changed - 5 times.

Official Basketball Box Score -- Game Totals -- Final Statistics
UNI vs South Dakota
3/24/16 7 p.m. at Vermillion, S.D. (DakotaDome)
UNI 50 • 24-11

#	Player		Total		3-Ptr	Rebounds			PF	TP	A	TO	Blk	Stl	Min
			FG-FGA	FG-FGA		FT-FTA	Off	Def							
05	Sorenson, Amber	f	1-8	1-5	0-0	0	3	3	1	3	1	1	1	0	30
42	Keitel, Jen	f	9-14	0-1	1-1	2	4	6	3	19	3	0	3	1	30
02	Weekly, Madison		2-11	0-3	5-5	0	1	1	3	9	2	2	0	0	34
13	Lamar, Sharnae	g	1-6	0-2	0-0	0	8	8	2	2	6	4	0	1	37
14	Davison, Stephanie	g	6-9	1-2	0-0	0	2	2	3	13	0	2	0	0	20
11	Davison, Angie		1-2	0-1	0-0	0	2	2	0	2	1	0	0	0	12
20	Schonhardt, Hannah		1-2	0-0	0-0	0	1	1	1	2	0	1	1	0	14
24	Morgan, Mikaela		0-1	0-1	0-0	0	2	2	1	0	0	1	0	1	12
44	Johnson, Alyssa		0-0	0-0	0-0	0	1	1	0	0	0	1	0	0	11
	Team					0	1	1							
Totals			21-53	2-15	6-6	2	25	27	14	50	13	12	5	3	200
1st - FG %: 9-18 50.0% 2nd: 4-12 33.3% 3rd: 3-13 23.1% 4th: 5-10 50.0% Game: 21-53 39.6% Deadball															
3FG %: 1-4 25.0% 0-3 0.0% 0-5 0.0% 1-3 33.3% 2-15 13.3% Rebounds															
FT %: 0-0 0.0% 0-0 0.0% 4-4 100.0% 2-2 100.0% 6-6 100.0% 1,2															

South Dakota 51 • 29-6

#	Player
---	--------



YEAR-BY-YEAR RESULTS





YEAR-BY-YEAR RESULTS

1968-69 (4-1)

12/7	Upper Iowa	W	60-39
12/14	Luther	W	79-44
1/12	at Iowa (Exh.)	W	50-48
2/1	at Graceland	W	42-38
2/1	Central Missouri State	W	40-29
2/15	Iowa Wesleyan	L	53-51

Head Coach: Wanda Green**1969-70 (1-4)**

12/13	Graceland	W	34-31
1/10	Iowa	W	57-50
1/31	at Luther	L	34-31
2/14	Iowa (Exh.)	L	52-50
2/20	Luther	L	59-51
2/28	at Iowa Wesleyan	L	52-48

Head Coach: Wanda Green**1970-71 (6-3)**

12/12	at Graceland	L	55-42
12/14	Upper Iowa	W	77-39
1/9	Iowa Wesleyan	W	52-48
1/16	at Iowa (Exh.)	W	58-46
2/6	Iowa (Exh.)	L	48-36
2/13	Northern Illinois	W	51-42
2/20	at Luther	L	46-40
2/26	Luther	W	58-50
3/5	vs. Iowa Wesleyan*	L	60-42
3/5	vs. Briar Cliff*	W	69-34
3/6	vs. Luther*	W	47-31

*Iowa State Basketball Tournament

Head Coach: Wanda Green**1971-72 (6-1)**

12/11	Graceland	W.....	46-45
1/8	Iowa (Exh.)	W	57-45
1/14	Upper Iowa	W	58-36
1/15	at Luther	W	39-35
2/4	Upper Iowa	W	48-35
2/5	at Iowa (Exh.)	W	44-41
2/11	Luther	W	57-42
2/25	vs. Iowa Wesleyan*	W	52-49
2/26	vs. Luther*	L	49-42

*Iowa State Basketball Tournament

Head Coach: Wanda Green**1972-73 (8-5)**

12/3	at Iowa (Exh.)	W	41-33
12/9	at Wartburg	W	62-45
1/6	Wartburg	W	75-43
1/12	Upper Iowa	W	73-26
1/13	at Luther	W	67-55
1/20	Luther	L	34-27
2/3	at Graceland	L	56-35
2/9	Iowa (Exh.)	W	64-30
2/11	Central Missouri State	W	67-64
2/17	vs. Luther*	W	31-30
2/18	vs. Graceland*	W	54-49
2/18	vs. Westmar*	L	56-41

3/8	vs. Mankato State#	W	49-37
3/9	vs. Wayne State#	L	52-50
3/10	vs. Cent. Missouri St.#	L	49-40

*Iowa Women's Intercollegiate Basketball

Tournament

#AIAW Region IV Tournament

Head Coach: Wanda Green**1973-74 (7-3)**

12/7	Luther	W	57-41
12/8	at Iowa (Exh.)	W	65-53
1/12	Iowa State	W	73-38
1/19	Graceland	W	77-45
2/1	at Buena Vista	W	54-49
2/2	Westmar	L	68-65
2/9	at Iowa Wesleyan	W	75-24
2/16	Iowa (Exh.)	W	85-46
2/23	at Luther	W	54-39
2/28	vs. Iowa (Exh.)*	W	60-45
2/28	vs. Grand View*	L	51-42
3/1	vs. Buena Vista*	W	48-46
3/2	vs. Westmar*	L	33-50

*Iowa Women's Basketball Tournament

Head Coach: Wanda Green**1974-75 (8-9)**

12/6	at Grand View	L	65-47
12/7	Wartburg	L	53-51
12/7	Iowa Wesleyan	L	51-50
12/13	NIACC	W	66-64
12/14	at Graceland	W	58-41
1/17	Luther	L	81-66
1/18	at Iowa State	L	72-51
1/24	Westmar	W	91-53
1/25	Buena Vista	W	86-43
1/31	vs. NW Missouri State#	L	74-70
2/1	vs. Wis.-LaCrosse#	L	73-67
2/8	Iowa	W	83-39
2/14	at Wartburg	W	53-47
2/15	at Luther%	L	73-69
2/21	vs. William Penn*	L	74-56
2/22	vs. Dordt*	W	64-49
2/23	vs. Iowa State*	W	73-68

#Games Played in Decorah, Iowa

%Northeast Iowa Playoff Game

*Iowa State College Tournament

Head Coach: Wanda Green**1975-76 (14-5)**

12/3	Drake	W	84-39
12/5	William Penn	L	58-53
12/9	Wartburg	W	63-46
12/11	NIACC	L	80-74
12/13	Graceland	W	71-40
1/16	Mt. Mercy	W	78-69
1/17	at Iowa Wesleyan	W	70-46
1/21	Luther	W	81-53
1/24	Iowa State	W	77-50
1/27	at Wartburg	W	77-47

1/30	at NW Missouri State.	W	70-66
1/31	vs. Cent. Missouri St.\$	W	78-68
2/4	at Luther	L	68-60
2/6	Grand View	L	74-70
2/13	Clarke@	W	66-38
2/14	Luther@	W	74-64
2/19	vs. Northwestern*	W	101-48
2/20	vs. Grand View*	W	85-79
2/21	vs. William Penn*	L	75-58

\$Game Played in Maryville, Mo.

@District 11 Championships

*AIAW State Tournament

Head Coach: Wanda Green**1976-77 (10-10)**

11/30	Wartburg	W	62-37
12/3	vs. #16 Illinois State!	W	70-55
12/4	at Wisconsin-La Crosse!	L	73-70 (OT)
12/8	Luther	W	73-57
12/11	at Graceland	W	78-39
12/13	at Drake	L	76-54
1/14	at Mt. Mercy	W	82-66
1/15	Iowa Wesleyan	W	64-45
1/17	at Wartburg	L	39-38
1/19	NIACC	W	65-49
1/22	William Penn	L	65-48
1/25	at Iowa State	L	81-65
1/29	at Grand View	W	74-72
2/2	at Luther	L	73-71
2/4	vs. Wis.-La Crosse#	L	60-58
2/5	vs. Central Missouri#	L	66-62
2/5	vs. Central Michigan#	W	69-48
2/14	at Simpson	W	70-64
2/17	vs. Luther*	L	74-58
2/19	vs. Iowa State*	L	82-73

!La Crosse Invite

#Games Played in Normal, Ill.

*AIAW State Tournament

Head Coach: Wanda Green



YEAR-BY-YEAR RESULTS

1977-78 (4-17)

11/30	Wartburg	L	47-44
12/3	at William Penn	L	78-50
12/6	Luther	L	67-57
12/10	vs. St. Cloud State!	L	57-55
12/13	Iowa State	L	82-71
1/13	vs. Wis.-La Crosse#	L	75-42
1/14	at Illinois State	L	91-50
1/20	Mt. Mercy	L	73-63
1/21	Simpson	W	90-87 (OT)
1/27	at Iowa	L	74-54
1/28	at Grand View	W	79-59
1/31	at Wartburg	L	60-58
2/3	at Drake	L	77-44
2/4	vs. North Dakota\$	W	68-50
2/4	vs. Luther\$	L	57-54
2/8	at Luther	L	67-62
2/10	Wisconsin-La Crosse	L	68-66
2/17	Drake	L	66-45
2/18	South Dakota	W	68-53
2/24	at Drake*	L	93-67
2/25	vs. Iowa State*	L	87-52

!Game Played in La Crosse, Wis.

#Game Played in Normal, Ill.

\$Drake Invite

*AIAW State Tournament

Head Coach: Wanda Green**1978-79 (2-20)**

11/27	at Iowa	L	106-61
11/30	Drake	L	77-58
12/5	Luther	L	72-57
12/8	vs. Wis.-Eau Claire!	W	62-52
12/9	vs. St. Cloud State!	L	87-76
12/9	vs. Northern Michigan!	L	75-64
12/11	Iowa State	L	88-68
12/15	Wartburg	W	70-44
12/16	at NIACC	L	87-69
1/19	Mt. Mercy	L	84-56
1/20	William Penn	L	93-58
1/24	at Wartburg	L	90-86
1/26	Iowa	L	95-50
1/27	at Grand View	L	104-58
1/31	at Luther	L	75-64
2/3	at South Dakota	L	81-59
2/6	Wisconsin-La Crosse	L	106-58
2/11	at Drake	L	92-60
2/15	at Simpson	L	71-69
2/17	at Iowa State	L	88-64
2/22	at Drake*	L	107-43
2/23	vs. Iowa State*	L	95-51

!Games Played in La Crosse, Wis.

*Iowa Women's State Tournament

Head Coach: Sandra Williamson**1979-80 (5-20)**

11/23	vs. Loras!	W	72-55
11/24	vs. Central!	L	62-59
11/30	at South Dakota State	W	69-64
12/1	at South Dakota	L	63-55
12/7	Iowa State^	L	80-57
12/8	Eastern Illinois^	L	85-66
12/12	Luther^	L	57-49
12/15	at Drake	L	77-53
12/17	Northern Illinois	L	84-62
12/21	William Penn	L	91-51
1/5	Western Illinois	L	84-80
1/9	at Emporia State	L	93-73
1/10	at Pittsburg State	L	79-69
1/12	at NW Missouri State	L	79-59
1/17	at Eastern Illinois	L	100-71
1/19	at Western Illinois	L	89-75
1/24	St. Ambrose	L	65-60
1/26	at Nebraska-Omaha	L	73-59
1/28	Marycrest	W	78-57
2/1	St. Cloud State	L	67-64
2/4	at William Penn	L	77-43
2/6	at Luther	W	57-50
2/8	Loras	W	85-57
2/9	South Dakota	L	89-87
2/15	at St. Ambrose	L	85-69

!St. Ambrose Tournament

^Peach Basket Invite in Cedar Falls, Iowa

Head Coach: Sandra Williamson**1980-81 (18-10)**

11/19	Wartburg	W	84-51
11/21	Missouri State	W	74-71
11/22	at Drake	L	91-63
11/24	Loras	W	90-41
12/5	Mankato State^	W	80-67
12/6	Eastern Illinois^	W	78-70
12/12	at NE Missouri State	W	75-74
12/13	at Marycrest	W	90-81
12/16	Southwest State	W	65-46
1/8	at Northern Illinois	L	86-76
1/9	vs. Concordia!	W	87-59
1/10	vs. NE Missouri State!	L	79-75
1/13	Wis.-Stevens Point.	W	66-61
1/16	vs. Lincoln#	L	82-71
1/17	vs. Northern Illinois#	W	74-64
1/23	vs. Minnesota-Duluth\$	W	73-58
1/24	vs. Wis.-La Crosse\$	L	86-76
1/24	vs. St. Cloud State\$	L	78-50
1/27	at Loras	W	80-55
1/30	Simpson	W	86-60
1/31	Morningside	W	70-60
2/3	St. Ambrose	W	54-49
2/7	at St. Cloud State	L	67-65
2/11	Augustana (Ill.)	L	58-55
2/13	William Penn	L	71-49
2/21	Northwestern	W	84-69
2/27	vs. St. Ambrose*	L	76-62
2/28	vs. Northwestern*	W	91-78

^Peach Basket Invite in Cedar Falls, Iowa

!Northern Illinois Invite

#St. Ambrose Tournament

\$Mankato State Tournament

*AIAW State Tournament

Head Coach: J.D. Anderson**1981-82 (22-9)**

11/18	at Wartburg	W	83-55
11/20	St. Ambrose	W	67-51
11/27	at Nebraska-Omaha!	L	71-54
11/28	vs. Wyoming!	L	79-72
12/4	Missouri State^	W	71-66
12/5	Wisconsin-Milwaukee^	W	80-55
12/7	Loras	W	80-66
12/11	vs. Marycrest&	W	87-59
12/12	at Augustana (Ill.)&	W	66-52
12/15	Grand View	L	76-72
12/18	at South Dakota State	W	73-43
12/19	at Augustana (S.D.)	W	66-60
1/7	at Central	W	71-64
1/8	at Grand View	W	71-63
1/15	vs. North Central (Ill.)\$	W	71-66
1/16	at Northern Illinois\$	L	58-51
1/19	Luther#	W	74-42
1/22	vs. Northern State#	W	72-67
1/23	vs. Grand View	L	52-51
1/26	Iowa	L	74-68
2/1	Marycrest	W	95-64
2/5	Northwestern	W	79-55
2/6	NE Missouri State	W	89-72
2/9	Central	W	74-53
2/12	at Marquette	L	72-68
2/13	at Wis.-Milwaukee	W	71-61
2/15	Upper Iowa	W	81-62
2/19	vs. St. Ambrose*	L	71-65
3/11	vs. NE Missouri State*	W	68-60
3/12	vs. William Penn*	L	67-58
3/13	vs. SE Missouri State*	W	59-56

!Nebraska-Omaha Pepsi Classic

^Peach Basket Invite in Cedar Falls, Iowa

&Augustana Tournament

\$Northern Illinois Tournament

#Mankato State Tournament

*AIAW Region 6 Tournament

Head Coach: J.D. Anderson



YEAR-BY-YEAR RESULTS

WOMEN'S ATHLETICS JOINED DIVISION I

1982-83 (17-11)

11/19	vs. Nebraska-Omaha!	W	78-62
11/20	at Augustana (S.D.)!	W	57-45
11/26	vs. St. Francis#	W	78-58
11/27	vs. Oklahoma City#	L	62-55
11/28	vs. Wis.-La Crosse#	L	70-58
12/3	St. Cloud State	W	62-58
12/3	Mankato State	L	71-69
12/7	at St. Ambrose	W	73-57
12/8	William Penn	W	74-52
12/18	Western Illinois	W	78-47
1/8	Mt. Mercy.	W	77-48
1/11	at NE Missouri State	W	73-63
1/12	at Iowa	L	66-65
1/15	Marquette	W	76-45
1/17	Illinois-Chicago	W	91-72
1/18	at Central	L	73-61
1/19	at Grand View	L	79-76 (OT)
1/21	vs. St. Cloud State*	L	72-56
1/22	vs. Winona State*	W	83-51
1/22	vs. Northern State*	L	74-60
1/29	at Saint Louis	W	67-36
1/30	at SIU-Edwardsville	W	81-59
2/5	Augustana (S.D.)	L	72-71
2/8	at Mt. Mercy	W	67-52
2/11	at DePaul	L	59-54 (OT)
2/12	at Illinois-Chicag	W	65-54
2/18	Wisconsin-Milwaukee	W	81-80
2/19	at Iowa State	L	77-66

!Augustana Invite

#Nebraska-Omaha Pepsi Classic

^Peach Basket Classic in Cedar Falls, Iowa

*Mankato State Tournament

Head Coach: J.D. Anderson**1983-84 (2-25, 1-17 Gateway / 10th Place)**

11/19	at Missouri	L	110-47
11/21	at Central Missouri	L	88-61
11/28	St. Ambrose	L	68-46
12/1	Iowa	L	71-62
12/2	St. Cloud State	L	78-63
12/9	Iowa State	W	73-65
12/17	at Loyola	L	94-58
12/20	at Illinois-Chicago	L	74-44
12/21	at Wisconsin	L	76-48
1/	Missouri State	L	81-58
1/6	Wichita State	L	100-57
1/12	at Eastern Illinois	L	77-51
1/14	at Southern Illinois	L	79-47
1/19	Indiana State	L	68-65
1/21	Illinois State	L	80-60
1/27	at Drake	L	85-41
2/2	at Bradley	L	104-55
2/4	at Western Illinois	L	88-63
2/9	Southern Illinois	L	83-37
2/11	Eastern Illinois	L	86-57
2/16	at Illinois State	L	75-42

2/18	at Indiana State	L	70-49
2/24	Drake	L	88-68
2/29	Western Illinois	W	95-88
3/2	Bradley	L	77-76
3/5	at Wichita State	L	88-59
3/7	at SW Missouri State	L	83-59

Head Coach: J.D. Anderson**1984-85 (5-23, 3-15 Gateway / 9th Place)**

11/28	St. Ambrose	L	72-46
12/1	at Wisconsin	L	61-52
12/6	at Iowa State	L	97-60
12/8	St. Cloud State	L	84-53
12/13	Eastern Washington	L	80-60
12/19	Illinois-Chicago	L	84-65
12/22	Loyola	L	80-62
1/4	Bradley	L	99-70
1/6	Western Illinois	L	103-69
1/9	Grand View	W	77-73
1/11	Drake	W	80-79
1/15	DePaul	L	77-59
1/17	at Southern Illinois	L	53-51
1/19	at Eastern Illinois	L	79-59
1/24	Missouri State	L	89-65
1/26	Wichita State	L	89-75
2/1	at Illinois State	L	99-65
2/3	at Indiana State	L	83-71
2/8	at Drake	L	114-81
2/11	Loras	W	82-52
2/14	Eastern Illinois	L	80-76
2/16	Southern Illinois	L	68-57
2/21	at Wichita State	W	56-55
2/23	at Missouri State	L	98-68
2/27	Indiana State	L	62-58
3/1	Illinois State	L	98-68
3/4	at Bradley.	L	87-74
3/6	at Western Illinois	W	96-86

Head Coach: Kim Mayden**1985-86 (9-18, 4-14 Gateway / 8th Place)**

11/22	vs. Nevada-Las Vegas#	L	79-65
11/23	vs. Texas-El Paso#	W	73-65
11/30	Montana State	W	73-69
12/3	Wisconsin	L	72-48
12/11	Iowa State	L	84-70
12/13	William Penn	L	76-68
12/21	Winona State	W	89-77
1/2	at Western Illinois	W	74-72
1/4	at Bradley	L	75-63
1/9	Illinois State	L	86-64
1/11	Indiana State	L	73-72
1/13	Loras	W	88-70
1/18	Drake	L	87-76
1/23	at Wichita State	L	78-61
1/25	at Missouri State	W	82-81
1/31	Eastern Illinois	W	87-78
2/1	Southern Illinois	L	84-47
2/7	at Indiana State	L	85-50
2/9	at Illinois State	L	83-62

2/12	St. Ambrose	W	77-69
2/15	at Drake	L	97-60
2/20	Missouri State	W	80-74
2/22	Wichita State	L	88-57
2/28	at Southern Illinois	L	69-40
3/1	at Eastern Illinois	L	80-56
3/3	Bradley	L	98-75
3/5	at Western Illinois	L	72-71

#Arizona State Dial Classic

Head Coach: Kim Mayden**1986-87 (6-20, 4-14 Gateway / 9th Place)**

11/29	Maryland-Baltimore	W	84-68
12/2	at Iowa State	L	76-41
12/5	at Northern Illinois#	L	86-72
12/6	vs. Missouri#	L	85-54
12/11	Illinois-Chicago	W	95-84
12/20	Chicago State	L	82-76
12/30	Drake	W	64-61
1/3	at Eastern Illinois	L	87-78
1/5	at #16 Southern Illinois	L	98-65
1/8	Illinois State	L	81-65
1/11	Indiana State	W	84-78
1/15	at Western Illinois	W	81-75
1/17	at Bradley	L	86-68
1/24	Wichita State	L	95-72
1/26	Missouri State	L	93-82
1/29	#16 Southern Illinois	L	87-64
1/31	Eastern Illinois	L	81-70
2/3	Creighton	L	82-75
2/5	at Indiana State	L	81-70
2/7	at Illinois State	L	79-59
2/12	Bradley	L	90-82
2/14	Western Illinois	W	56-52
2/19	at Missouri State	L	95-63
2/21	at Wichita State	L	75-55
2/25	at Marquette	L	78-64
2/28	at Drake	L	90-61

#Northern Illinois Invite

Head Coach: Kim Mayden



YEAR-BY-YEAR RESULTS

1987-88 (9-17, 4-14 Gateway / 9th Place)

11/27	at Stetson	L	82-76
11/28	at Florida Southern	W	62-55
12/2	Loras	W	86-66
12/5	at Creighton	L	113-72
12/10	at Illinois-Chicago	W	73-55
12/12	at Chicago State	W	68-48
12/19	Iowa State	L	88-66
12/29	at Wichita State	L	103-54
12/31	at Missouri State	L	85-66
1/2	Illinois State	L	86-72
1/4	Indiana State	L	85-72
1/7	at Eastern Illinois	L	78-66
1/9	at Southern Illinois	L	71-39
1/14	Bradley	W	87-79
1/16	Western Illinois	L	75-72
1/23	at Drake	L	77-53
1/28	at Indiana State	L	85-80
1/30	at Illinois State	L	89-67
2/4	Southern Illinois	L	60-58 (OT)
2/6	Eastern Illinois	L	90-75
2/11	at Western Illinois	W	75-72
2/13	at Bradley	L	98-72
2/18	Wisconsin-Green Bay	W	61-54
2/20	Drake	L	67-52
2/25	Missouri State	W	90-80
2/27	Wichita State	W	80-58

Head Coach: Kim Mayden**1988-89 (7-18, 4-14 Gateway / 9th Place)**

11/27	at Saint Louis	L	67-42
11/29	at Arkansas State	L	89-73
12/9	at Wisconsin-Green Bay	L	80-54
12/10	vs. Colorado State#	L	60-56
12/19	Marquette#	W	68-61
12/21	Illinois-Chicago	W	65-55
1/2	Missouri State	L	73-62
1/4	Wichita State	W	84-77
1/7	at Eastern Illinois	L	69-59
1/9	at Southern Illinois	L	56-43
1/12	Indiana State	L	72-67
1/14	Illinois State	L	93-68
1/18	Chicago State	W	95-37
1/21	at Drake	L	108-72
1/26	at Bradley	L	60-57
1/28	at Western Illinois	L	101-83
2/2	Southern Illinois	L	79-59
2/4	Eastern Illinois	W	91-81
2/9	at Illinois State	L	83-65
2/11	at Indiana State	L	75-67
2/18	Drake	L	70-61
2/23	Western Illinois	L	86-77
2/25	Bradley	W	76-62
3/1	at Wichita State	W	83-78
3/3	Missouri State	L	69-64

#Wisconsin-Green Bay Tournament

Head Coach: Kim Mayden**1989-90 (5-22, 2-16 Gateway / 10th Place)**

11/25	Central Missouri State	L	86-66
12/1	vs. Northern Arizona#	W	59-55
12/2	at SW Texas State#	L	56-38
12/5	at Iowa State	L	76-52
12/8	at Wis.-Green Bay!	L	79-50
12/9	vs. Oklahoma!	L	78-76
12/22	at Nebraska	L	80-48
1/2	Bradley	L	68-62
1/4	Western Illinois	W	84-66
1/6	Drake	L	77-69
1/11	at Southern Illinois	L	78-59
1/13	at Eastern Illinois	L	79-67
1/18	Missouri State	L	65-56
1/20	Wichita State	L	83-68
1/25	at Illinois State	L	82-68
1/27	at Indiana State	L	81-68
2/1	Chicago State	W	77-58
2/3	at Drake	L	60-56 (OT)
2/8	Eastern Illinois	L	77-62
2/10	Southern Illinois	L	75-61
2/16	at Wichita State	L	68-67
2/18	at Missouri State	L	73-48
2/20	Creighton	W	107-80
2/22	Indiana State	W	69-67
2/24	Illinois State	L	81-58
3/1	at Western Illinois	L	88-77
3/3	at Bradley	L	88-68

#SW Texas State Coca-Cola Jamboree

!Days INN Phoenix Classic

Head Coach: Terri Lasswell**1990-91 (6-21, 3-15 Gateway / 9th Place)**

11/24	Wisconsin-Milwaukee	W	68-64
11/26	Wisconsin-Green Bay	L	78-60
12/2	at Creighton	L	93-58
12/8	at Chicago State	W	63-54
12/10	at Illinois-Chicago	L	66-64
12/14	Nebraska	L	71-56
12/16	Iowa State	L	67-56
12/29	at Colorado State	W	53-49
12/30	at Wyoming	L	67-48
1/2	at Western Illinois.	L	78-71
1/4	at Bradley	L	75-60
1/6	Illinois State	L	72-66
1/8	Indiana State	W	71-64
1/12	at Drake	L	81-66
1/18	at Wichita State	W	65-57
1/20	at Missouri State	L	87-43
1/24	Eastern Illinois	L	68-61
1/26	Southern Illinois	L	74-48
1/31	at Indiana State	L	97-76
2/2	at Illinois State	L	80-63
2/9	Drake	L	68-47
2/14	Missouri State	L	74-47
2/16	Wichita State	W	68-56
2/21	at Southern Illinois.	L	82-40
2/23	at Eastern Illinois	L	68-64
2/28	Bradley	L	90-50

3/2. Western Illinois L 69-67

Head Coach: Terri Lasswell**1991-92 (4-23, 3-15 Gateway / 10th Place)**

11/26	at Wis.-Milwaukee	L	78-66
11/30	Valparaiso	L	85-88 (OT)
12/6	at Kansas!	L	82-34
12/7	vs. St. John's!	L	70-54
12/14	at Iowa State	L	64-46
12/20	Creighton	L	87-61
12/22	Illinois-Chicago	L	62-60
12/29	Colorado State	W	71-68
1/4	Drake	L	72-58
1/9	at Eastern Illinois	L	74-69
1/11	at Southern Illinois	L	67-59
1/16	Illinois State	L	79-59
1/18	Indiana State	L	58-53
1/23	at Western Illinois	L	92-85
1/25	at Bradley	L	87-75
1/30	Wichita State	L	82-71
2/1	#10 Missouri State	L	89-44
2/6	Southern Illinois	W	60-59
2/8	Eastern Illinois	W	76-62
2/13	at Indiana State	L	80-40
2/15	at Illinois State	L	75-54
2/20	Bradley	L	81-78
2/22	Western Illinois	W	75-68
2/27	at #10 Missouri State	L	86-45
2/29	at Wichita State	L	86-70
3/5	Northeastern Illinois	L	66-60
3/7	at Drake	L	69-59

!Dial Classic

Head Coach: Terri Lasswell



YEAR-BY-YEAR RESULTS

JOINED MISSOURI VALLEY CONFERENCE

1992-93 (10-17, 4-12 MVC / 7th Place)

12/1	at Missouri-Kansas City	L	57-41
12/3	at Kansas State	L	61-55
12/6	Wyoming	L	62-52
12/8	at Western Illinois	W	65-62
12/10	at Northeastern Illinois	W	66-58
12/12	at Valparaiso	W	82-72
12/20	Iowa State	W	68-50
1/9	at Illinois State*	L	72-67
1/11	at Bradley*	L	79-73
1/14	Wichita State*	W	75-69
1/18	Missouri State*	L	84-63
1/21	at Saint Louis	W	78-59
1/23	at Drake*	L	112-106 (40T)
1/25	Creighton*	L	90-66
1/28	Southern Illinois*	L	86-62
1/30	Indiana State*	W	74-69
2/4	at Creighton*	L	76-41
2/6	Drake*	L	76-71 (OT)
2/9	Kansas	L	75-73
2/11	at Indiana State*	W	78-59
2/13	at Southern Illinois*	L	92-68
2/18	at Missouri State*	L	84-54
2/22	at Wichita State*	L	87-52
2/25	Chicago State	W	95-61
2/27	Bradley*	W	87-75
3/1	Illinois State*	L	67-66
3/4	at Creighton**	L	86-73

**MVC Tournament

*MVC Regular Season Game

Head Coach: Terri Lasswell**1993-94 (6-20, 2-14 MVC / 9th Place)**

11/16	Western Illinois	L	65-56
11/29	Missouri-Kansas City	W	69-62
12/3	vs. Western Michigan!	L	94-72
12/4	vs. Morehead State!	W	80-75
12/18	at Arizona State	L	84-69
12/20	at Northern Arizona	L	60-56
12/28	Nebraska	L	77-65
12/30	Minnesota	L	90-59
1/2	at Southern Illinois*	L	75-61
1/4	at Indiana State*	L	70-50
1/7	Wichita State*	L	86-69
1/9	Missouri State*	L	80-46
1/15	at Bradley*	L	89-73
1/17	Saint Louis	W	80-66
1/20	at Illinois State*	L	67-59
1/22	at Chicago State	W	80-62
1/27	Drake*	L	80-50
1/29	Creighton*	L	81-68
2/3	at Missouri State*	L	87-55
2/5	at Wichita State*	L	67-59
2/11	Bradley*	L	73-53
2/17	Illinois State*	W	82-78 (OT)
2/24	at Creighton*	L	91-62
2/26	at Drake*	L	80-64

3/3	Indiana State*	L	77-63
3/5	Southern Illinois*	W	75-64

*MVC Regular Season Game

!Indiana Full-O-Pep Classic

Head Coach: Terri Lasswell**1994-95 (4-22, 1-17 MVC / 10th Place)**

12/2	at Washington State!	L	112-73
12/3	vs. Utah!	L	89-48
12/6	Kansas	L	83-38
12/10	at Minnesota	L	89-44
12/18	at Nebraska	L	87-56
12/20	at Missouri-Kansas City	W	82-62
12/28	Wisconsin-Milwaukee	W	67-47
12/30	Northern Arizona	W	71-70
1/4	at Bradley*	L	87-48
1/7	Creighton*	L	83-62
1/9	at Drake*	L	88-61
1/16	Wichita State*	L	86-69
1/18	Missouri State*	L	81-62
1/21	at Evansville*	L	69-59
1/23	at Southern Illinois*	L	63-53
1/26	Illinois State*	W	63-56
1/28	Indiana State*	L	70-54
2/2	Drake*	L	81-62
2/5	at Creighton*	L	83-68
2/9	at Missouri State*	L	71-38
2/11	at Wichita State*	L	78-50
2/16	Evansville*	L	68-62
2/18	Southern Illinois*	L	78-64
2/23	at Indiana State*	L	79-59
2/26	at Illinois State*	L	77-51
3/4	Bradley*	L	72-56

*MVC Regular Season Game

!Dial Classic

Head Coach: Terri Lasswell**1995-96 (7-20, 6-12 MVC / 8th Place)**

12/2	at Kansas	L	95-71
12/3	vs. St. Joseph's	L	68-64
12/6	at Iowa State	L	96-66
12/15	Minnesota	L	80-68
12/17	Missouri-Kansas City	W	68-47
12/28	at Buffalo	L	73-65
12/29	at Niagara	L	88-85
1/2	at Indiana State*	L	86-70
1/4	at Illinois State*	L	76-65
1/7	Missouri State*	L	83-64
1/9	Wichita State*	L	68-62
1/11	at Creighton*	L	73-67
1/16	Wisconsin	L	95-68
1/18	Evansville*	W	78-60
1/20	Southern Illinois*	L	83-59
1/27	Bradley*	L	75-63
2/1	at Missouri State*	L	75-63
2/3	at Wichita State*	L	82-76
2/8	Drake*	W	91-88
2/10	Creighton*	W	78-76
2/15	at Evansville*	W	79-77 (OT)

2/17	at Southern Illinois*	L	84-54
2/20	at Drake*	L	77-67
2/24	at Bradley*	W	87-82 (OT)
2/28	Illinois State*	L	75-69
3/2	Indiana State*	W	76-67
3/7	vs. Missouri State**	L	83-67

**MVC Tournament Game

*MVC Regular Season Game

Head Coach: Tony DiCecco**1996-97 (10-16, 5-13 MVC / 9th Place)**

11/22	Nevada#	L	70-53
11/23	vs. Weber State#	W	93-75
11/26	Buffalo	L	75-67
11/29	Niagara	W	85-56
12/3	at Wisconsin	L	97-50
12/8	Iowa State	W	74-73
12/14	at Wis.-Whitewater	W	78-60
12/22	at Cal State-Northridge	W	77-51
12/29	Southern Illinois*	L	71-68
12/31	Evansville*	W	76-64
1/3	at Creighton*	L	73-68
1/5	at Drake	L	90-74
1/11	Missouri State*	L	80-64
1/13	Wichita State*	L	80-64
1/18	at Bradley*	L	69-65
1/23	at Indiana State*	W	61-60
1/25	at Illinois State*	L	71-61
1/30	Creighton*	W	75-71
2/1	Drake*	L	78-73
2/6	at Wichita State*	L	79-72
2/8	at Missouri State*	L	66-58
2/15	Bradley*	L	58-51
2/20	Indiana State*	W	67-61
2/22	Illinois State*	L	68-66
2/27	at Southern Illinois*	L	84-75
3/1	at Evansville*	W	61-58

*MVC Regular Season Game

#Nevada Invite

Head Coach: Tony DiCecco**1997-98 (14-13, 8-10 MVC / 7th Place)**

11/15	at Northeastern Illinois	W	75-67
11/17	at Illinois-Chicago	W	87-65
11/24	at Cal State-Fullerton	W	84-74
11/26	at Pepperdine	L	80-70
12/3	at Northern Illinois	W	91-70
12/8	Chicago State	W	89-55
12/14	Northeastern Illinois	W	82-68
12/21	at Iowa State	L	77-60
12/28	at Creighton*	L	82-66
12/30	at Drake*	L	99-79
1/2	Wichita State*	L	85-67
1/9	at Indiana State*	W	72-64
1/11	at Illinois State*	L	83-70
1/17	Southern Illinois*	W	68-54
1/19	Evansville*	W	80-69
1/24	Bradley*	W	89-71
1/29	at #25 Missouri State*	L	94-59



YEAR-BY-YEAR RESULTS

1/31	at Wichita State*	L	69-67
2/5	Illinois State*	W	78-68
2/7	Indiana State*	L	67-60 (OT)
2/11	#25 Missouri State*	L	73-66
2/13	at Evansville*	W	63-60
2/15	at Southern Illinois*	W	61-47
2/21	at Bradley*	L	60-57
2/26	Creighton*	W	78-72
2/28	Drake*	L	89-59
3/5	at Missouri State**	L	82-58

**MVC Tournament Game

*MVC Regular Season Game

Head Coach: Tony DiCecco

1998-99 (19-8, 12-6 MVC / 3rd Place)

11/14	at Chicago State.....	W.....	86-51
11/17	Western Illinois.....	W.....	90-54
11/20	Illinois-Chicago.....	W.....	81-52
11/29	Northern Illinois.....	W.....	76-48
12/4	vs. Canisius%.....	W.....	86-79
12/5	vs. High Point%.....	W.....	86-48
12/11	at Tulsa.....	W.....	70-46
12/20	#16 Iowa State.....	L.....	80-73
12/28	Indiana State*.....	L.....	63-58
12/30	Illinois State*.....	W.....	65-49
1/4	at Bradley*.....	W.....	66-55
1/7	at Southern Illinois*.....	W.....	75-47
1/9	at Missouri State*.....	L.....	80-67
1/14	Drake*.....	W.....	84-73
1/16	Creighton*.....	W.....	64-59
1/21	at Wichita State*.....	W.....	56-53
1/28	Bradley*.....	W.....	78-61
1/30	Missouri State*.....	L.....	69-53
2/4	Southern Illinois*.....	W.....	65-51
2/6	Evansville*.....	W.....	58-54
2/11	at Evansville*.....	L.....	60-57
2/16	at Creighton*.....	W.....	66-55
2/21	at Drake*.....	L.....	81-69
2/23	Wichita State*.....	W.....	71-54
2/26	at Indiana State*.....	W.....	75-66
2/28	at Illinois State*.....	L.....	74-61
3/4	vs. Indiana State**.....	L.....	61-58

(OT)

**MVC Tournament Game

*MVC Regular Season Game

%Central Florida Classic

Head Coach: Tony DiCecco

1999-2000 (15-13, 10-8 MVC / 5th Place)

11/15	at Oklahoma State!.....	L.....	73-55
11/26	at Missouri-Kansas City#.....	W.....	73-56
11/27	vs. Butler#.....	L.....	74-58
12/3	at Syracuse%.....	L.....	64-63
12/4	vs. Memphis%.....	W.....	70-60
12/8	Tulsa.....	W.....	60-54
12/11	Brigham Young.....	W.....	70-45
12/19	at #14 Iowa State.....	L.....	98-54
1/2	at Drake*.....	L.....	78-69
1/8	at Southern Illinois*.....	W.....	57-49

1/10	at Evansville*.....	L.....	75-63
1/13	Illinois State*.....	W.....	72-53
1/15	Indiana State*.....	W.....	77-62
1/22	Bradley*.....	W.....	70-59
1/27	at Missouri State*.....	L.....	59-41
1/29	at Wichita State*.....	L.....	60-47
2/5	Evansville*.....	L.....	58-52
2/7	Southern Illinois*.....	W.....	71-57
2/10	at Illinois State*.....	W.....	73-53
2/12	at Indiana State*.....	W.....	69-66
2/19	at Bradley*.....	W.....	71-57
2/22	Creighton*.....	L.....	78-72
2/25	Wichita State*.....	W.....	83-80
(OT)			
2/27	Missouri State*.....	W.....	75-67
3/2	at Creighton*.....	L.....	66-59
3/4	Drake*.....	L.....	87-46
3/9	vs. Wichita State**.....	W.....	62-50
3/10	vs. Drake**.....	L.....	80-65

!Preseason WNIT

#UMKC Thanksgiving Classic

%Carrier Classic

*MVC Regular Season Game

**MVC Tournament

Head Coach: Tony DiCecco

2000-01 (18-11, 12-6 MVC / 3rd Place)

11/17	at Western Illinois.....	W.....	86-71
11/19	Wisconsin-Green Bay.....	W.....	67-59
11/24	vs. Marquette!.....	W.....	69-62
11/25	at St. Mary's!.....	L.....	65-57
11/29	Missouri-Kansas City.....	W.....	79-60
12/2	vs. #24 Illinois%.....	W.....	74-70
12/7	at Brigham Young.....	L.....	69-68
(OT)			
12/20	#5 Iowa State.....	L.....	97-73
12/30	at Indiana State*.....	W.....	64-49
1/1	at Illinois State*.....	W.....	76-65
1/4	Evansville*.....	W.....	72-68
1/8	at Southern Illinois*.....	W.....	83-74
1/13	Bradley*.....	W.....	80-52
1/18	at Wichita State*.....	W.....	70-52
1/20	at #14 Missouri State*.....	L.....	90-81
1/26	Creighton*.....	W.....	71-61
1/28	Drake*.....	L.....	75-65
(OT)			
2/1	at Evansville*.....	L.....	80-55
2/4	Southern Illinois*.....	W.....	79-55
2/10	at Bradley*.....	L.....	70-65
2/16	Wichita State*.....	W.....	58-49
2/18	#13 Missouri State*.....	W.....	99-80
2/22	at Creighton*.....	L.....	78-64
2/24	at Drake*.....	L.....	91-69
3/1	Indiana State*.....	W.....	62-55
3/3	Illinois State*.....	W.....	80-76
3/8	vs. Wichita State**.....	W.....	78-67
3/9	at #16 Missouri State**.....	L.....	86-54
3/16	at DePaul^.....	L.....	76-73
(OT)			

!St. Mary's Thanksgiving Classic

#Blimpie's Blast

**MVC Tournament

*MVC Regular Season Game

^Women's National Invitational Tournament

Head Coach: Tony DiCecco

2001-02 (14-16, 9-9 MVC / 4th Place)

11/17	vs. Lipscomb!.....	W.....	78-68
11/18	at Tennessee-Martin!.....	W.....	69-53
11/23	vs. Central Florida%.....	W.....	76-57
11/24	vs. Nebraska%.....	L.....	80-74
11/25	vs. Hampton%.....	L.....	67-61
11/28	at Minnesota.....	L.....	80-64
12/5	at Arkansas State.....	W.....	70-64
12/7	at Arkansas.....	W.....	66-63
12/9	at Missouri.....	L.....	79-61
12/13	at Wisconsin-Green Bay.....	L.....	72-58
12/22	at Iowa State.....	L.....	95-55
12/29	at Wichita State*.....	W.....	81-73
12/31	at Missouri State*.....	L.....	56-55
1/4	Illinois State*.....	W.....	53-44
1/6	Indiana State*.....	W.....	67-61
1/12	Bradley*.....	W.....	70-68
(OT)			
1/17	at Creighton*.....	L.....	59-51
1/19	at Drake*.....	W.....	81-66
1/24	Southern Illinois*.....	W.....	79-42
1/26	Evansville*.....	L.....	73-69
(OT)			
1/31	at Illinois State*.....	W.....	71-57
2/2	at Indiana State*.....	L.....	70-65
2/9	at Bradley*.....	L.....	68-52
2/15	Creighton*.....	L.....	75-65
2/17	Drake*.....	L.....	70-58
2/21	at Southern Illinois*.....	L.....	63-55
2/23	at Evansville*.....	L.....	86-75
2/28	Wichita State*.....	W.....	87-74
3/2	Missouri State*.....	W.....	79-62
3/7	vs. Evansville**.....	L.....	70-69

!Skyhawk Classic

%San Juan Shootout

*MVC Regular Season Game

**MVC Tournament

Head Coach: Tony DiCecco

2002-03 (18-12, 12-6 MVC / 3rd Place)

11/22	at Missouri-Kansas City	W	74-66
11/26	at Iowa	L	98-68
11/29	at Houston!	L	92-74
11/30	at Sam Houston State!	W	88-49
12/8	Iowa State	W	65-58
12/11	Missouri	L	89-77
12/13	Arkansas State	W	70-66
12/22	Minnesota	L	69-62
12/30	at Northern Illinois	W	67-52
1/2	at Drake*	L	62-51
1/5	at Creighton*	L	86-65
1/9	Illinois State*	W	69-55



YEAR-BY-YEAR RESULTS

2002-03 cont.

1/11	Indiana State*	L	90-88
1/19	Bradley*	W	80-64
1/23	at Missouri State*	L	90-51
1/26	at Wichita State*	W	78-64
1/31	Evansville*	W	74-55
2/2	Southern Illinois*	W	83-53
2/7	at Illinois State*	W	71-59
2/9	at Indiana State*	L	101-73
2/15	at Bradley*	L	76-72
2/20	Missouri State*	W	91-81
2/27	at Evansville*	W	72-66
3/1	at Southern Illinois*	W	74-69
3/6	Drake*	W	53-50
3/8	Creighton*	W	63-55
3/13	vs. Bradley**	W	72-62
3/14	vs. Indiana State**	L	83-54
3/20	at Baylor&	L	58-56

!Houston Tournament

**MVC Tournament

*MVC Regular Season Game

&Women's National Invitational Tournament

Head Coach: Tony DiCecco**2003-04 (12-17, 7-11 MVC | T-6th Place)**

11/24	Houston	L	63-58 (OT)
12/2	at Wis.-Milwaukee	L	67-40
12/4	at Illinois-Chicago	L	70-61
12/8	Iowa	L	76-67
12/10	Wyoming	W	53-45
12/14	Missouri-Kansas City	W	79-52
12/22	vs. Tennessee Tech!	W	76-73
12/23	vs. Fairfield!	W	83-77 (OT)
12/30	at Iowa State	L	75-48
1/2	at Illinois State*	L	83-74
1/4	at Indiana State*	L	72-61
1/8	Missouri State*	L	80-65
1/10	Wichita State*	W	69-62
1/17	Bradley*	L	53-52
1/22	at Drake*	L	65-58
1/25	at Creighton*	L	81-64
1/28	Southern Illinois*	W	90-55
1/31	Evansville*	W	68-52
2/5	at Wichita State*	W	67-65
2/7	at Missouri State*	L	68-54
2/14	at Bradley*	L	76-70
2/20	Creighton*	L	69-56
2/22	Drake*	L	59-53
2/27	at Evansville*	L	76-67
2/29	at Southern Illinois*	W	70-68
3/4	Indiana State*	W	60-58
3/6	Illinois State*	W	73-63
3/11	vs. Creighton**	W	71-65
3/12	vs. Drake**	L	66-54

!Ala Moana Holiday Classic

**MVC Tournament

*MVC Regular Season Game

Head Coach: Tony DiCecco**2004-05 (20-11, 13-5 MVC | T-2nd Place)**

11/20	Illinois-Chicago	W	72-58
11/23	at Murray State	W	60-56
11/26	Northern Illinois	W	74-60
11/28	at Wyoming	L	65-45
12/2	Wisconsin-Milwaukee	W	68-50
12/5	at Iowa	L	77-50
12/11	Iowa State	L	68-58
12/20	vs. Northwestern!	L	66-58
12/21	vs. PR-Mayaguez!	W	86-55
12/22	vs. Toledo!	L	43-40
12/28	at Chicago State	W	64-46
1/1	Wichita State*	W	63-38
1/3	Missouri State*	W	65-55
1/8	at Bradley*	W	74-66
1/14	at Southern Illinois*	W	64-40
1/16	at Evansville*	L	64-41
1/21	Indiana State*	L	74-70
1/23	Illinois State*	W	64-56
1/27	at Creighton*	L	78-73 (OT)
1/30	at Drake*	W	68-54
2/5	Bradley*	W	60-49
2/10	Southern Illinois*	W	72-43
2/12	Evansville*	W	47-44
2/17	at Illinois State*	W	69-64
2/19	at Indiana State*	L	75-56
2/24	Drake*	W	66-48
2/26	Creighton*	W	65-58
3/3	at Wichita State*	W	60-57
3/5	at Missouri State*	L	61-48
3/10	vs. Evansville**	W	58-47
3/11	at Illinois State**	L	58-48

!San Juan Shootout

**MVC Tournament

*MVC Regular Season Game

Head Coach: Tony DiCecco**2005-06 (19-11, 12-6 MVC | 3rd Place)**

11/18	at Valparaiso	L	62-48
11/25	at Colorado	W	74-65 (OT)
11/26	Illinois!	W	71-47
11/30	Murray State	W	82-62
12/9	at Illinois-Chicago	W	63-53
12/11	at Purdue-Fort Wayne	W	62-52
12/17	vs. Iowa State#	L	61-54
12/18	Chicago State	W	60-53
12/21	Iowa&	L	65-54
12/29	Creighton*	L	67-64 (OT)
12/31	Drake*	W	69-46
1/5	at Southern Illinois*	W	59-48
1/7	at Evansville*	L	79-65
1/12	Illinois State*	W	75-69
1/14	Indiana State*	L	74-62
1/21	Bradley*	W	82-68
1/26	at Wichita State*	W	63-56
1/28	at Missouri State*	W	64-47
2/2	Evansville*	W	53-47
2/4	Southern Illinois*	W	49-40
2/10	at Illinois State*	W	61-53

2/12	at Indiana State*	L	53-41
2/17	at Bradley*	W	67-64
2/24	Missouri State*	W	66-47
2/26	Wichita State*	W	70-64 (OT)
3/2	at Drake*	L	60-58
3/4	at Creighton*	L	61-56
3/10	vs. Illinois State**	W	62-59
3/11	at Missouri State**	L	62-59
3/16	at Kansas\$	L	59-49

!Coors Classic

#Wells Fargo Arena in Des Moines, Iowa

&UNI-Dome in Cedar Falls, Iowa

**MVC Tournament

\$Women's National Invitational Tournament

*MVC Regular Season Game

Head Coach: Tony DiCecco**2006-07 (17-13, 11-7 MVC | T-4th Place)**

11/10	at Minnesota	L	75-63
11/17	at Weber State	L	69-58
11/20	Iowa State	L	80-74 (OT)
11/25	vs. Miami-Ohio!	W	73-66 (OT)
11/26	at Washington!	L	81-63
12/3	Illinois-Chicago	W	66-50
12/6	#1 Maryland	L	77-33
12/9	at Detroit	W	90-75
12/16	Valparaiso	W	67-49
12/19	at Iowa	W	83-62
12/21	Purdue-Fort Wayne	W	76-57
12/29	Bradley*	W	74-47
1/4	at Creighton*	W	56-53
1/6	at Drake*	W	61-55
1/11	Evansville*	L	56-54
1/13	Southern Illinois*	L	79-74
1/19	at Missouri State*	L	72-70
1/21	at Wichita State*	W	66-56
1/25	Illinois State*	L	60-58
1/27	Indiana State*	W	69-66
2/1	Drake*	W	73-68
2/3	Creighton*	W	78-72 (OT)
2/8	at Evansville*	L	75-49
2/11	at Southern Illinois*	L	49-46
2/15	Wichita State*	W	53-49
2/17	Missouri State*	W	90-72
2/23	at Indiana State*	L	78-54
2/25	at Illinois State*	W	74-73 (OT)
3/3	at Bradley*	W	64-55
3/9	vs. Evansville**	L	68-57

!Husky Classic

**MVC Tournament

*MVC Regular Season Game

Head Coach: Tony DiCecco



YEAR-BY-YEAR RESULTS

2007-08 (13-18, 8-10 MVC | T-6th Place)

11/9	Colorado State	W	72-58
11/13	Minnesota	L	68-57
11/16	Weber State	W	62-52
11/18	Iowa	L	77-67
11/28	at Western Illinois	W	52-44
11/30	Detroit	W	62-35
12/7	at #3 Maryland	L	91-37
12/9	at Maryland-Baltimore	L	74-72
12/18	at Iowa State	L	69-41
12/21	at Northern Illinois	L	61-46
12/29	at South Dakota State	L	63-53
1/3	Bradley*	W	64-62
1/10	at Illinois State*	L	74-53
1/12	at Indiana State*	L	73-69 (OT)
1/17	Missouri State*	L	78-55
1/19	Wichita State*	W	63-30
1/24	at Creighton*	L	71-63
1/27	at Drake*	L	66-63
1/31	Southern Illinois*	W	64-52
2/2	Evansville*	L	57-52
2/7	Illinois State*	W	64-62
2/9	Indiana State*	W	68-65
2/14	at Wichita State*	W	64-54
2/16	at Missouri State*	L	73-56
2/21	Creighton*	L	69-51
2/23	Drake*	W	72-70
2/28	at Evansville*	L	57-55
3/1	at Southern Illinois*	W	74-69
3/8	at Bradley*	L	79-63
3/13	vs. Wichita State**	W	75-45
3/14	vs. Evansville**	L	79-56

**MVC Tournament

*MVC Regular Season Game

Head Coach: Tanya Warren**2008-09 (11-19, 9-9 MVC | 6th Place)**

11/14	at North Dakota State	W	77-73
11/20	Iowa State	L	79-54
11/25	Western Illinois	W	67-52
11/28	at Nevada!	L	71-63
11/29	vs. Alabama!	L	76-56
12/3	Northern Illinois	L	58-46
12/6	Wisconsin-Green Bay	L	76-49
12/11	at Iowa	L	72-46
12/14	at Colorado State	L	55-53
12/29	South Dakota State	L	82-69
1/2	at Missouri State*	W	65-62
1/4	at Wichita State*	L	64-53
1/9	Evansville*	W	62-43
1/11	Southern Illinois*	W	54-41
1/17	Bradley*	W	92-76
1/23	at Creighton*	L	62-44
1/25	at Drake*	L	70-60
1/3	Indiana State*	L	66-59
2/1	Illinois State*	L	67-55
2/5	at Evansville*	W	65-62 (OT)
2/7	at Southern Illinois*	L	58-40
2/10	at South Dakota	L	76-67

2/14	at Bradley*	L	69-58
2/19	Drake*	W	60-58
2/21	Creighton*	L	67-59 (OT)
2/27	at Indiana State*	L	56-51 (OT)
3/1	at Illinois State*	W	76-73 (OT)
3/5	Wichita State*	W	80-48
3/7	Missouri State*	W	72-64
3/13	vs. Drake**	L	68-57

!Nugget Classic

**MVC Tournament

*MVC Regular Season Game

Head Coach: Tanya Warren**2009-10 (17-16, 10-8 MVC | 5th Place)**

11/13	North Dakota State	L	64-62
11/15	at Missouri	L	74-57
11/22	Iowa	L	81-70
11/27	vs. Louisville!	L	81-53
11/28	vs. Butler!	W	65-60
12/2	at Northern Illinois	W	71-65
12/5	at Wis.-Green Bay	L	82-69
12/10	Wisconsin-Milwaukee	W	68-59
12/13	South Dakota	W	80-60
12/20	at Iowa State	L	76-51
12/28	at South Dakota State	L	71-58
12/31	at Wichita State*	L	74-64
1/2	at Missouri State*	L	90-80
1/7	Southern Illinois*	W	64-43
1/9	Evansville*	W	99-57
1/15	at Bradley*	L	74-62
1/22	at Drake*	W	59-46
1/24	at Creighton*	L	62-58
1/28	Illinois State*	L	70-64
1/30	Indiana State*	W	85-68
2/5	at Southern Illinois*	W	71-62
2/7	at Evansville*	W	71-52
2/13	Bradley*	W	84-60
2/18	Drake*	W	62-43
2/20	Creighton*	W	73-57
2/26	Indiana State*	L	70-62
2/28	Illinois State*	L	69-66
3/4	Missouri State*	L	95-79
3/6	Wichita State*	W	85-66
3/12	vs. Bradley**	W	70-50
3/13	vs. Illinois State**	W	61-59
3/14	vs. Creighton**	W	54-53
3/21	vs. Nebraska#	L	83-44

!Cancun Thanksgiving Classic

**MVC Tournament

#NCAA Tournament

*MVC Regular Season Game

Head Coach: Tanya Warren**2010-11 (27-6, 17-1 MVC | 1st Place)**

11/12	at Colorado State	W	74-50
11/17	at Southeast Missouri	W	70-57
11/21	Iowa State	L	69-59
11/26	vs. Louisiana-Monroe%	W	65-60
11/27	at New Mexico State%	L	72-63

12/2	Northern Illinois	L	71-64
12/4	at Wis.-Milwaukee	W	72-58
12/7	South Dakota	W	73-64
12/11	South Dakota State	W	81-60
12/18	North Dakota	W	78-54
12/22	at Iowa	L	75-64
12/30	at Indiana State*	W	71-46
1/1	at Illinois State*	L	69-60
1/6	Missouri State*	W	80-69
1/8	Wichita State*	W	59-49
1/13	at Creighton*	W	58-57
1/15	at Drake*	W	89-51
1/21	Evansville*	W	69-37
1/23	Southern Illinois*	W	79-39
1/29	Bradley*	W	58-34
2/4	at Wichita State*	W	77-57
2/6	at Missouri State*	W	67-59
2/10	Creighton*	W	60-52
2/12	Drake*	W	74-55
2/17	at Southern Illinois*	W	68-41
2/19	at Evansville*	W	69-33
2/25	at Bradley*	W	71-61
3/3	Indiana State*	W	73-46
3/5	Illinois State*	W	72-54
3/11	vs. Bradley**	W	87-57
3/12	vs. Wichita State**	W	61-44
3/13	vs. Missouri State**	W	69-41
3/20	vs. Michigan State^	L	69-66

%New Mexico State Tournament

**MVC Tournament

^NCAA Tournament

*MVC Regular Season Game

Head Coach: Tanya Warren**2011-12 (19-15, 9-9 MVC | 5th Place)**

11/11	Colorado State	W	61-50
11/14	at Chicago State	W	88-54
11/19	Iowa	L	78-74
11/25	vs. Wyoming#	W	60-46
11/26	vs. Youngstown State#	W	90-73
12/1	SE Missouri State	W	62-42
12/4	at Wis.-Green Bay	L	75-67
12/7	South Dakota	W	53-43
12/10	North Dakota State	W	60-41
12/17	at North Dakota	L	74-70
12/20	at Iowa State	L	84-57
12/29	Wichita State*	L	67-40
12/31	Missouri State*	W	62-54
1/5	at Evansville*	W	61-51
1/7	at Southern Illinois*	W	70-66
1/12	Indiana State*	L	68-62
1/14	Illinois State*	W	79-73
1/20	Bradley*	W	71-57
1/27	at Creighton*	L	65-50
1/29	at Drake*	W	82-77 (OT)
2/2	Southern Illinois*	W	73-51
2/4	Evansville*	W	58-53
2/10	at Illinois State*	L	84-68
2/12	at Indiana State*	L	71-60



YEAR-BY-YEAR RESULTS

2011-12 cont.

2/17	at Bradley*	L	75-61
2/24	Creighton*	L	74-48
2/26	Drake*	W	68-66
3/1	at Missouri State*	L	80-68
3/3	at Wichita State*	L	75-53
3/9	vs. Creighton**	L	53-46
3/15	at Stephen F. Austin&	W	83-67
3/17	at Sam Houston State&	W	78-69
3/21	at Seattle&	W	68-64
3/25	at Minnesota&	L	88-74

#Loyola Marymount Thanksgiving Classic

**MVC Tournament

&Women's Basketball Invitational

*MVC Regular Season Game

Head Coach: Tanya Warren**2012-13 (17-17, 10-8 MVC | 4th Place)**

11/10	#24 Wis.-Green Bay	L	54-53
11/15	South Dakota	W	63-50
11/17	at North Dakota State	W	66-50
11/23	vs. Arizona State#	L	66-63
11/24	vs. Florida#	L	80-63
11/25	vs. North Carolina St.#	W	76-72
12/1	at Iowa	L	68-46
12/4	Chicago State	W	81-41
12/8	South Dakota State	L	61-49
12/17	Iowa State	L	67-59
12/21	at Minnesota	L	86-43
12/29	at Saint Louis	W	73-64
1/4	at Illinois State*	L	72-41
1/6	at Indiana State*	W	54-52
1/10	Missouri State*	W	75-52
1/12	Wichita State*	L	60-57
1/18	at Bradley*	W	77-72
1/25	at Creighton*	L	54-40
1/27	at Drake*	L	63-55
1/31	Southern Illinois*	W	76-59
2/2	Evansville*	W	75-64
2/8	at Wichita State*	L	57-47
2/10	at Missouri State*	W	82-78
2/16	Bradley*	W	70-45
2/21	Creighton*	L	73-66
2/23	Drake*	L	82-67
3/1	at Evansville*	W	70-57
3/3	at Southern Illinois*	W	74-60
3/7	Indiana State*	W	75-49
3/9	Illinois State*	L	66-61
3/15	vs. Indiana State**	W	71-60
3/16	vs. Wichita State**	L	75-71
3/22	at Marquette%	W	61-59
3/24	at Ball State%	L	53-48

#South Point Thanksgiving Shootout

**MVC Tournament

%Women's National Invitational Tournament

*MVC Regular Season Game

Head Coach: Tanya Warren**2013-14 (17-13, 13-5 MVC | 3rd Place)**

11/9	Minnesota	L	73-55
11/12	North Dakota	W	61-56
11/17	at South Dakota State	L	80-44
11/20	at North Dakota State	W	86-82
11/24	Iowa	L	67-60
11/29	at Texas-San Antonio!	L	63-55
11/30	vs. Texas-Pan Am!	L	70-47
12/4	at #12 Iowa State	L	83-55
12/7	Saint Louis	W	74-65
12/10	at South Dakota	L	87-67
12/21	at Northern Illinois	W	66-64
1/3	at Indiana State*	L	60-53
1/5	at Illinois State*	W	83-63
1/10	Evansville*	W	64-56
1/12	Southern Illinois*	W	87-53
1/18	at Wichita State*	L	80-47
1/20	at Missouri State*	W	68-60
1/24	Bradley*	W	78-65
1/26	Loyola*	W	70-59
2/2	Drake*	L	66-64
2/6	at Southern Illinois*	W	78-48
2/8	at Evansville*	L	59-50
2/14	Missouri State*	W	79-60
2/16	#24 Wichita State*	W	80-71
2/21	at Loyola*	W	73-49
2/23	at Bradley*	W	81-77
3/2	at Drake*	W	99-97 (OT)
3/6	Illinois State*	W	89-70
3/8	Indiana State*	L	85-72
3/14	vs. Illinois State**	L	65-63

!Texas-San Antonio Thanksgiving Tournament

**MVC Tournament

*MVC Regular Season Game

Head Coach: Tanya Warren**2014-15 (17-15, 12-6 MVC | 4th Place)**

11/14	at Tulsa	W	69-66
11/18	at Akron	L	82-73
11/25	at Iowa	L	73-45
11/28	at Hofstra&	L	61-58 (OT)
11/29	vs. Tulane&	L	71-48
12/4	at South Dakota	L	85-77
12/8	Creighton	L	58-56
12/11	North Dakota State	W	56-41
12/13	Dartmouth	W	62-46
12/21	Northern Illinois	W	51-42
12/29	South Dakota State	L	74-60
1/2	at Bradley*	W	70-51
1/4	at Loyola*	W	75-58
1/9	Southern Illinois*	W	79-70
1/11	Illinois State*	W	71-43
1/16	Drake*	L	76-72
1/23	at Evansville*	W	58-44
1/25	at Indiana State*	W	57-55
1/30	Wichita State*	L	70-52
2/1	Missouri State*	W	64-56
2/6	at Illinois State*	W	59-52
2/8	at Southern Illinois*	L	79-75

2/13	at Drake*	L	87-67
2/20	Indiana State*	W	64-29
2/22	Evansville*	W	89-44
2/27	at Missouri State*	L	72-70
3/1	at Wichita State*	L	66-54
3/5	Loyola*	W	69-64
3/7	Bradley*	W	74-68
3/13	vs. Southern Illinois**	W	59-50
3/14	vs. Wichita State**	L	56-40
3/19	Missouri%	L	69-61

& Hofstra Thanksgiving Tournament

* MVC Regular Season Game

** MVC Tournament

% Women's National Invitational Tournament

Head Coach: Tanya Warren**2015-16 (24-11, 15-3 MVC | 1st Place)**

11/15	Rockhurst	W	58-39
11/17	South Dakota	W	64-43
11/22	Iowa	L	80-65
11/26	vs. Georgia Tech&	W	61-58
11/27	vs. #21 Seton Hall	L	57-49
12/2	Iowa State	L	84-75
12/5	at North Dakota	L	64-59
12/9	at South Dakota State	L	89-86
12/13	vs. Akron%	W	59-51
12/20	Tulsa	W	75-59
12/22	at Creighton	L	69-61
1/1	Evansville*	W	62-51
1/3	Southern Illinois*	L	65-60
1/8	at Wichita State*	W	55-44
1/10	at Missouri State*	W	65-60
1/15	Illinois State*	W	65-51
1/17	Indiana State*	W	53-42
1/24	at Drake*	W	79-73
1/29	at Loyola*	L	64-60
1/31	at Bradley	W	55-47
2/5	Missouri State*	L	78-75 (OT)
2/7	Wichita State*	W	69-48
2/12	at Indiana State*	W	61-45
2/14	at Illinois State*	W	61-35
2/19	Drake*	W	85-74
2/26	Bradley*	W	65-41
2/28	Loyola*	W	63-52
3/3	at Southern Illinois*	W	73-64
3/5	at Evansville*	W	61-48
3/11	vs. Bradley**	W	46-45
3/12	vs. Southern Illinois**	W	67-43
3/13	vs. Missouri State**	L	71-58
3/17	at Nebraska^	W	64-62
3/19	Drake^	W	64-58
3/24	at South Dakota^	L	51-50

&Cancun Challenge

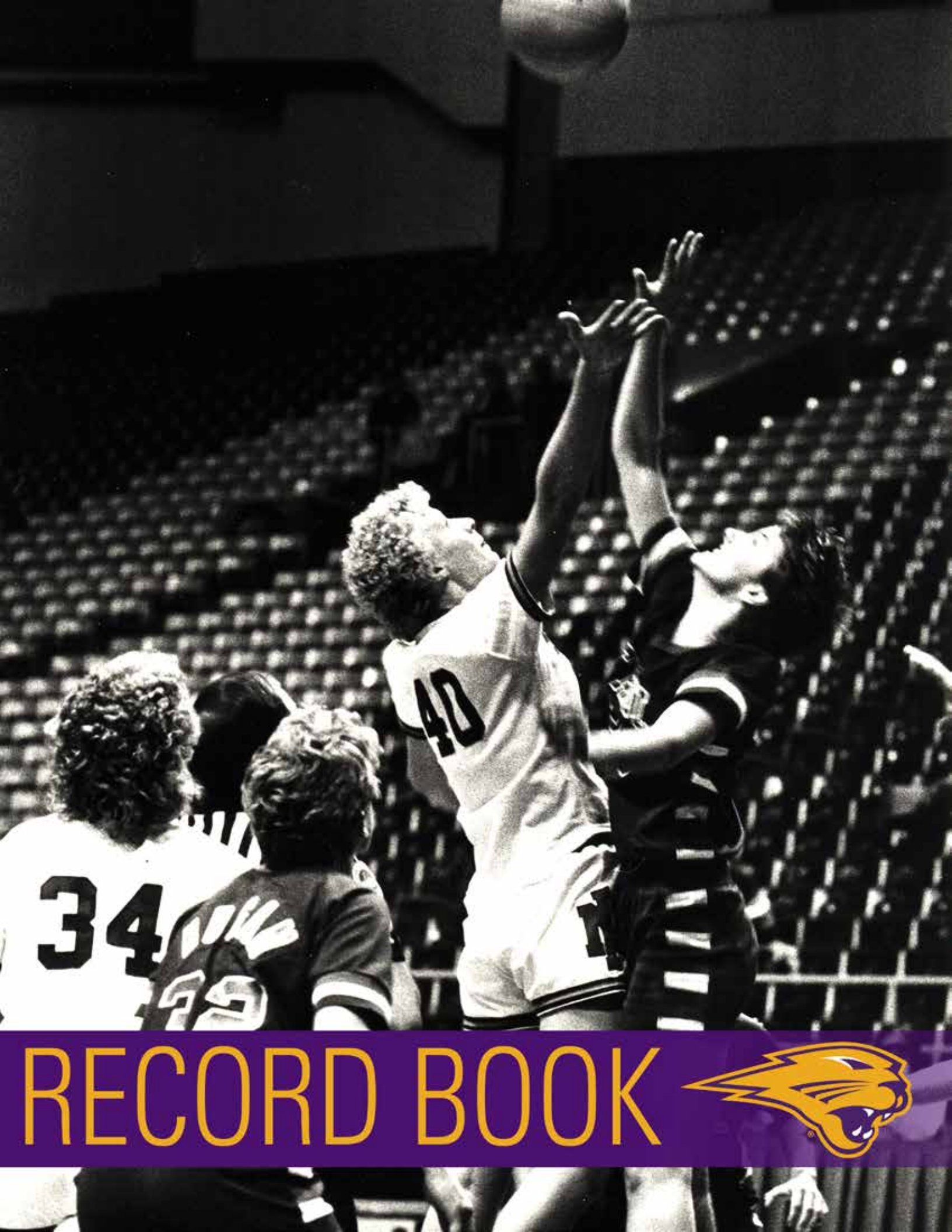
%MVC-MAC Challenge (Moline, Ill.)

*MVC Regular Season Game

** MVC Tournament

^Women's National Invitational Tournament

Head Coach: Tanya Warren



RECORD BOOK





INDIVIDUAL CAREER RECORDS

POINTS

1.	2081	Jacqui Kalin	2007-13
2.	1851	Amy Swisher	2000-04
3.	1701	Diane Roberts	1984-88
4.	1463	Allison Starr	1996-00
5.	1449	Deb Drenth	1979-83
6.	1405	Lizzie Boeck	2007-11
7.	1343	Katie Miller	1999-03
8.	1294	Kris Huffman	1985-89
9.	1276	K.K. Armstrong	2008-12
10.	1262	Madison Weekly	2013-

SCORING AVG. (MIN. 5 GAMES)

1.	16.8	Diane Roberts	1984-88
2.	16.1	Ann Miller	1991-93
3.	15.7	Amy Swisher	2000-04
4.	15.3	Jacqui Kalin	2007-13
5.	13.7	Madison Weekly	2013-
6.	13.6	Karen Gorman	1984-85
7.	13.5	Allison Starr	1996-00
8.	13.1	Deb Drenth	1979-83
9.	12.7	Laura Garman	1983-84
10.	12.4	Kris Huffman	1985-89

FIELD GOALS MADE

1.	726	Amy Swisher	2000-04
2.	666	Jacqui Kalin	2007-13
3.	664	Diane Roberts	1984-88
4.	559	Deb Drenth	1979-83
5.	539	Kris Huffman	1985-89
6.	532	Lizzie Boeck	2007-11
7.	490	Allison Starr	1996-00
8.	449	Alex Cook	2001-05
9.	448	Tami Schebler	1980-84
10.	438	Lisa Geske	1979-83

FIELD GOALS ATTEMPTED

1.	1724	Amy Swisher	2000-04
2.	1662	Jacqui Kalin	2007-13
3.	1552	Diane Roberts	1984-88
4.	1208	Allison Starr	1996-00
5.	1184	Deb Drenth	1979-83
6.	1177	Katie Miller	1999-03
7.	1173	Kris Huffman	1985-89
8.	1143	Lizzie Boeck	2007-11
9.	1102	Betty Davis	1979-83
10.	1062	Tara King	2002-07

FIELD GOAL % (MIN. 200 MADE)

1.	.556	Barb Bennett (270-486)	1997-00
2.	.547	Abbi Schutte (289-528)	1999-02
3.	.544	Cassie Hager (383-704)	2002-06
4.	.536	Sue Grove (218-407)	1979-81
5.	.519	Chris Robbins (234-451)	1990-94
6.	.499	Tami Schebler (448-898)	1980-84
7.	.491	Stephanie Davis (212-432)	1989-92
8.	.489	Sandy Grabowski (314-642)	1985-89
9.	.488	Pat Zalesky (203-416)	1978-80
10.	.486	Jen Keitel (430-884)	2011-16

3-POINT FIELD GOALS MADE

1.	265	Jacqui Kalin	2007-13
2.	230	Amber Sorenson	2011-16
3.	206	Nicole Clausen	2006-10
4.	202	Nadine Brandt	1997-02
5.	200	Emily Berry	2001-05
6.	193	Madison Weekly	2013-
7.	154	Katelin Oney	2008-12
8.	151	Kary Dawson	1997-01
9.	135	Traci Ollendieck	2004-08
10.	125	Amy Swisher	2000-04

3-POINT FIELD GOALS ATTEMPTED

1.	778	Jacqui Kalin	2007-13
2.	705	Amber Sorenson	2011-16
3.	598	Nicole Clausen	2006-10
4.	563	Emily Berry	2001-05
5.	559	Nadine Brandt	1997-02
6.	532	Madison Weekly	2013-
7.	451	Kary Dawson	1997-01
8.	436	Katelin Oney	2008-12
9.	415	Traci Ollendieck	2004-08
10.	374	Brittni Donaldson	2011-15

3-POINT FIELD GOAL % (MIN. 25 MADE)

1.	.483	Kris Huffman (28-58)	1985-89
2.	.421	Molly Kelly (109-259)	1986-90
3.	.392	Hannah Schonhardt (51-130)	2012-
4.	.384	Diane Roberts (53-138)	1984-88
5.	.377	Mary Koch (75-199)	1995-99
6.	.367	Tara King (79-215)	2002-07
7.	.363	Madison Weekly (193-532)	2013-
8.	.361	Nadine Brandt (202-559)	1997-02
9.	.355	Emily Berry (200-563)	2001-05
10.	.353	Katelin Oney (154-436)	2008-12

FREE THROWS MADE

1.	484	Jacqui Kalin	2007-13
2.	411	Katie Miller	1999-03
3.	378	Allison Starr	1996-00
4.	371	K.K. Armstrong	2008-12
5.	331	Deb Drenth	1979-83
6.	320	Diane Roberts	1984-88
7.	312	Tara King	2002-07
8.	308	Jessie Biggs	2003-07
9.	281	Alex Cook	2001-05
10.	278	Lizzie Boeck	2007-11

FREE THROWS ATTEMPTED

1.	526	Jacqui Kalin	2007-13
2.	510	K.K. Armstrong	2008-12
3.	501	Allison Starr	1996-00
4.	499	Katie Miller	1999-03
5.	449	Deb Drenth	1979-83
6.	441	Diane Roberts	1984-88
7.	423	Julie Street	1989-94
8.	401	Jessie Biggs	2003-07
9.	396	Alex Cook	2001-05
10.	386	Jen Steffens	1994-98

FREE THROW % (MIN. 25 MADE)

1.	.920	Jacqui Kalin (484-526)	2007-13
2.	.844	Nicole Clausen (157-186)	2006-10
3.	.824	Katie Miller (411-499)	1999-03
4.	.817	Kris Huffman (188-230)	1985-89
5.	.817	Tara King (312-382)	2002-07
6.	.800	Nadine Brandt (84-105)	1997-02
7.	.791	Erin Fox (185-234)	1995-98
8.	.789	Kim Wypiszynski (198-251)	2008-10
9.	.789	Amanda Faas (56-71)	2002-05
10.	.784	Ann Miller (207-264)	1991-93

REBOUNDS (OFF-DEF)

1.	1049	Alex Cook (303-746)	2001-05
2.	788	Tami Schebler (385-403)	1980-84
3.	758	Deb Drenth (362-396)	1979-83
4.	745	Amy Swisher (241-504)	2000-04
5.	744	Lizzie Boeck (278-466)	2007-11
6.	743	Erin Brocka (133-610)	2007-11
7.	711	Allison Starr (245-466)	1996-00
8.	700	Julie Street (277-423)	1989-94
9.	681	Jen Keitel (276-405)	2011-16
10.	676	Diane Roberts (271-405)	1984-88

REBOUNDING AVG. (MIN. 5 GAMES)

1.	9.4	Alex Cook	2001-05
2.	9.1	Pat Zalesky	1978-80
3.	7.6	Carol Hogen	1981-83
4.	7.1	Julie Street	1989-94
5.	6.9	Tami Schebler	1980-84
6.	6.8	Deb Drenth	1979-83
7.	6.7	Diane Roberts	1984-88
8.	6.7	Abbi Schutte	1999-02
9.	6.6	Allison Starr	1996-00
10.	6.4	Jen Keitel	2011-16

DEFENSIVE REBOUNDS

1.	746	Alex Cook	2001-05
2.	610	Erin Brocka	2007-11
3.	504	Amy Swisher	2000-04
4.	466	Amber Kirschbaum	2009-13
	466	Allison Starr	1996-00
	466	Lizzie Boeck	2007-11
7.	444	Jacqui Kalin	2007-13
8.	423	Julie Street	1989-94
9.	405	Diane Roberts	1984-88
	405	Jen Keitel	2011-16

DEFENSE REBOUND AVG. (MIN. 5 GAMES)

1.	6.7	Alex Cook	2001-05
2.	5.0	Erin Brocka	2007-11
3.	4.8	Pat Zalesky	1978-80
4.	4.7	Hannah Schonhardt	2012-
5.	4.4	Abbi Schutte	1999-02
6.	4.3	Allison Starr	1996-00
7.	4.3	Julie Street	1989-94
8.	4.3	Amy Swisher	2000-04
9.	4.0	Diane Roberts	1984-88
10.	3.9	Carol Hogen	1981-83
	3.9	Hannah Schonhardt	2012-



INDIVIDUAL CAREER RECORDS

OFFENSIVE REBOUNDS

1.	385	Tami Schebler	1980-84
2.	362	Deb Drenth	1979-83
3.	303	Alex Cook	2001-05
4.	278	Lizzie Boeck	2007-11
5.	277	Julie Street	1989-94
6.	276	Jen Keitel	2011-16
7.	271	Diane Roberts	1984-88
8.	249	Lisa Geske	1979-83
9.	245	Allison Starr	1996-00
10.	243	Sandy Grabowski	1985-89

OFFENSE REBOUND AVG. (MIN. 5 GAMES)

1.	4.3	Pat Zalesky	1978-80
2.	3.6	Carol Hogen	1981-83
3.	3.4	Tami Schebler	1980-84
4.	3.3	Deb Drenth	1979-83
5.	2.8	Julie Street	1989-94
6.	2.8	Rachel Harmening	1978-79
7.	2.7	Sue Grove	1979-81
	2.7	Alex Cook	2001-05
	2.7	Diane Roberts	1984-88
10.	2.6	Cindy Hanson	1982-85

ASSISTS

1.	491	Jacqui Kalin	2007-13
2.	475	Kelley Westhoff	1993-97
3.	425	Loretha Mosley	1987-91
4.	380	K.K. Armstrong	2008-12
5.	372	Jessie Biggs	2003-07
6.	363	Emily Berry	2001-05
7.	346	Sharnae Lamar	2011-16
8.	340	Kary Dawson	1997-01
9.	322	Kris Huffman	1985-89
10.	292	Deb Drenth	1979-83

ASSISTS AVG. (MIN. 5 GAMES)

1.	4.6	Kelley Westhoff	1993-97
2.	4.2	Loretha Mosley	1987-91
3.	3.6	Jacqui Kalin	2007-13
4.	3.6	Karen Gorman	1984-85
5.	3.5	Laura Garman	1983-84
6.	3.4	Anne Otten	1984-86
7.	3.4	Kary Dawson	1997-01
8.	3.4	Ann Miller	1991-93
9.	3.2	Emily Berry	2001-05
10.	3.2	Jessie Biggs	2003-07

BLOCKED SHOTS

1.	337	Cassie Hager	2002-06
2.	149	Tami Schebler	1980-84
3.	122	Carol Hogen	1981-83
4.	106	Jen Keitel	2011-16
5.	101	Deb Drenth	1979-83
6.	95	Rachel Madrigal	2007-12
7.	88	Erin Brocka	2007-11
8.	84	Barb Bennett	1997-00
9.	83	Amber Sorenson	2011-16
10.	82	Alex Cook	2001-05

BLOCKED SHOTS AVG. (MIN. 5 GAMES)

1.	3.1	Cassie Hager	2002-06
2.	2.2	Carol Hogen	1981-83
3.	1.3	Abbi Schutte	1999-02
4.	1.3	Tami Schebler	1980-84
5.	1.3	Emilie Krug	1979-80
6.	1.0	Barb Bennett	1997-00
	1.0	Jen Keitel	2011-16
	1.0	Alyssa Johnson	2012-16
9.	0.9	Deb Drenth	1979-83
10.	0.8	Kim Hansen	2003-05

STEALS

1.	279	Deb Drenth	1979-83
2.	274	Allison Starr	1996-00
3.	218	Betty Davis	1979-83
4.	194	Loretha Mosley	1987-91
5.	191	K.K. Armstrong	2008-12
6.	187	Nikki Spettel	1997-01
7.	177	Kris Huffman	1985-89
8.	173	Kary Dawson	1997-01
9.	172	Kelley Westhoff	1993-97
10.	155	Alex Cook	2001-05

STEALS AVG. (MIN. 5 GAMES)

1.	2.5	Allison Starr	1996-00
2.	2.5	Deb Drenth	1979-83
3.	2.4	Ann Miller	1991-93
4.	2.2	Carol Hogen	1981-83
5.	1.9	Betty Davis	1979-83
6.	1.9	Kathy Konigsmark	1979-81
7.	1.9	Loretha Mosley	1987-91
8.	1.8	Anne Otten	1984-86
9.	1.8	Carman Hernandez	1979-80
10.	1.7	Nikki Spettel	1997-01

GAMES PLAYED

1.	136	Jacqui Kalin	2007-13
2.	131	Amber Kirschbaum	2009-13
3.	130	Brooke Brown	2010-15
4.	128	Rachel Madrigal	2007-12
	128	K.K. Armstrong	2008-12
6.	127	Stephanie Davison	2011-16
	127	Lizzie Boeck	2007-11
8.	125	Sharnae Lamar	2011-16
9.	124	Nicole Clausen	2006-10
	124	Tara King	2002-07

GAMES STARTED

1.	136	Jacqui Kalin	2007-13
2.	111	Deb Drenth	1979-83
3.	110	Emily Berry	2001-05
4.	108	Nicole Clausen	2006-10
5.	107	Jessie Biggs	2003-07
6.	106	Tami Schebler	1980-84
7.	105	Brooke Brown	2010-15
8.	100	Diane Roberts	1984-88
9.	97	Amy Swisher	2000-04
10.	96	Allison Starr	1996-00

MINUTES

1.	4352	Jacqui Kalin	2007-13
2.	3828	Jessie Biggs	2003-07
3.	3576	Amy Swisher	2000-04
4.	3570	Nicole Clausen	2006-10
5.	3435	Emily Berry	2001-05
6.	3331	K.K. Armstrong	2008-12
7.	3326	Alex Cook	2001-05
8.	3309	Brooke Brown	2010-15
9.	3305	Allison Starr	1996-00
10.	3182	Katie Miller	1999-03

MINUTES AVG.

1.	35.5	Karen Gorman	1984-85
2.	35.0	Ann Miller	1991-93
3.	32.4	Jessie Biggs	2003-07
4.	32.0	Jacqui Kalin	2007-13
5.	31.7	Nicki Rohde	1988-90
6.	30.7	Emily Berry	2001-05
7.	30.6	Allison Starr	1996-00
8.	30.3	Amy Swisher	2000-04
9.	30.2	Abbi Schutte	1999-02
10.	29.7	Alex Cook	2001-05



Jacqui Kalin (10) is UNI's all-time assists leader with 491 from 2007-13.



INDIVIDUAL SEASON RECORDS

POINTS

1. 662	Jacqui Kalin	2012-13
2. 618	Madison Weekly	2015-16
3. 545	Allison Starr	1999-00
4. 541	Diane Roberts	1984-85
5. 526	Tara King	2006-07
6. 518	Amy Swisher	2002-03
7. 509	Katie Miller	2002-03
8. 506	Jacqui Kalin	2010-11
9. 482	Amy Swisher	2001-02
10. 477	Amy Swisher	2003-04

3-POINT FIELD GOALS MADE

1. 97	Amber Sorenson	2015-16
2. 92	Madison Weekly	2015-16
3. 89	Jacqui Kalin	1999-00
4. 86	Amber Sorenson	1984-85
5. 77	Madison Weekly	2015-16
6. 75	Jacqui Kalin	2002-03
7. 74	Katelin Oney	2002-03
8. 73	Molly Kelly	2010-11
9. 66	Nicole Clausen	2001-02
10. 65	Jacqui Kalin	2003-04

FREE THROW % (MIN. 25 MADE)

1. .955	Jacqui Kalin (169-177)	2012-13
2. .910	Jacqui Kalin (121-133)	2010-11
3. .899	Jacqui Kalin (89-99)	2007-08
4. .897	Jacqui Kalin (96-107)	2009-10
5. .881	Nicole Clausen (52-59)	2008-09
6. .881	Kris Huffman (52-59)	1988-89
7. .873	Kris Huffman (55-63)	1987-88
8. .872	Sarah Larsen (41-47)	2005-06
9. .872	Brittni Donaldson (41-47)	2013-14
10. .870	Rachel Madrigal (47-54)	2010-11

SCORING AVG. (MIN. 10 GAMES)

1. 19.5	Jacqui Kalin	2012-13
2. 19.5	Allison Starr	1999-00
3. 19.3	Diane Roberts	1984-85
4. 17.7	Madison Weekly	2015-16
5. 17.6	Katie Miller	2002-03
6. 17.5	Tara King	2006-07
7. 17.5	Ann Miller	1992-93
8. 17.3	Amy Swisher	2002-03
9. 16.9	Diane Roberts	1986-87
10. 16.5	Diane Roberts	1985-86

3-POINT FIELD GOALS ATTEMPTED

1. 282	Amber Sorenson	2015-16
2. 248	Amber Sorenson	2015-16
3. 243	Katelin Oney	2015-16
4. 235	Jacqui Kalin	2015-16
5. 222	Madison Weekly	2015-16
6. 216	Jacqui Kalin	2015-16
7. 204	Madison Weekly	2015-16
8. 198	Jacqui Kalin	2015-16
9. 187	Ann Miller	2015-16
10. 186	Emily Berry	2015-16

REBOUNDS (OFF-DEF)

1. 360	Alex Cook (100-260)	2002-03
2. 298	Alex Cook (70-228)	2004-05
3. 252	Erin Brocka (45-207)	2009-10
4. 251	Lizzie Boeck (81-170)	2010-11
5. 242	Amber Kirschbaum (61-181)	2011-12
6. 240	Jen Keitel (82-158)	2015-16
7. 236	Allison Starr (73-163)	1999-00
8. 226	Amy Swisher (57-169)	2003-04
9. 224	Amy Swisher (80-144)	2001-02
224	Deb Drenth (100-124)	1980-81

FIELD GOALS MADE

1. 216	Diane Roberts	1984-85
2. 208	Amy Swisher	2002-03
3. 202	Jacqui Kalin	2012-13
4. 197	Madison Weekly	2015-16
5. 187	Amy Swisher	2001-02
6. 183	Amy Swisher	2003-04
183	Tara King	2006-07
8. 179	Tami Schebler	1981-82
9. 178	Kris Huffman	1987-88
10. 171	Deb Drenth	1981-82

3-POINT FIELD GOAL % (MIN. 10 MADE)

1. .528	Kris Huffman (19-36)	1988-89
2. .477	Tara King (42-88)	2005-06
3. .459	Molly Kelly (73-159)	1989-90
4. .444	Hannah Schonhardt (16-36)	2013-14
5. .433	Katelin Oney (61-141)	2010-11
6. .429	Megan Keefe (12-28)	2005-06
7. .426	Amy Swisher (23-54)	2000-01
8. .414	Madison Weekly (92-222)	2015-16
9. .414	Emily Berry (29-70)	2001-02
10. .408	Mary Koch (20-49)	1998-99

REBOUNDING AVG. (MIN. 10 GAMES)

1. 12.0	Alex Cook	2002-03
2. 10.3	Alex Cook	2003-04
3. 10.1	Pat Zalesky	1978-79
4. 9.6	Alex Cook	2004-05
5. 8.6	Julie Street	1993-94
6. 8.4	Allison Starr	1999-00
7. 8.2	Pat Zalesky	1979-80
8. 8.1	Cindy Hanson	1984-85
9. 8.0	Deb Drenth	1980-81
10. 7.8	Amy Swisher	2003-04

FIELD GOALS ATTEMPTED

1. 485	Amy Swisher	2002-03
485	Jacqui Kalin	2012-13
3. 469	Amy Swisher	2003-04
4. 466	Madison Weekly	2015-16
5. 456	Tara King	2006-07
6. 448	Diane Roberts	1984-85
7. 445	Amy Swisher	2001-02
8. 435	Katie Miller	2002-03
9. 420	Allison Starr	1999-00
10. 410	Diane Roberts	1986-87

FREE THROWS MADE

1. 169	Jacqui Kalin	2012-13
2. 160	Allison Starr	1999-00
3. 158	Katie Miller	2002-03
4. 136	Kary Dawson	2000-01
5. 134	Cassie Hager	2005-06
6. 132	Madison Weekly	2015-16
7. 127	Jessie Biggs	2006-07
8. 126	Tara King	2006-07
9. 123	K.K. Armstrong	2011-12
10. 121	Jacqui Kalin	2010-11

DEFENSIVE REBOUNDS

1. 260	Alex Cook	2002-03
2. 228	Alex Cook	2004-05
3. 207	Erin Brocka	2009-10
4. 181	Amber Kirschbaum	2011-12
5. 172	Hannah Schonhardt	2013-14
6. 170	Lizzie Boeck	2010-11
7. 169	Erin Brocka	2010-11
169	Amy Swisher	2003-04
9. 163	Allison Starr	1999-00
10. 158	Cassie Hager	2005-06
158	Jen Keitel	2015-16

FIELD GOAL % (MIN. 20 MADE)

1. .930	Anne Otten (40-43)	1985-86
2. .647	Cassie Hager (22-34)	2002-03
3. .619	Barb Bennett (112-181)	1998-99
4. .589	Alyssa Johnson (63-107)	2014-15
5. .585	Jessica Johnson (24-41)	1995-96
6. .577	Jen Keitel (161-279)	2013-14
7. .570	Cassie Hager (45-79)	2003-04
8. .568	Chris Robbins (67-118)	1993-94
9. .556	Kim Hansen (74-133)	2003-04
10. .556	Cassie Hager (149-268)	2004-05

FREE THROWS ATTEMPTED

1. 204	Allison Starr	1999-00
2. 182	Katie Miller	2002-03
3. 177	Jacqui Kalin	2012-13
4. 168	K.K. Armstrong	2011-12
5. 162	Jessie Biggs	2006-07
6. 161	Madison Weekly	2015-16
161	Diane Roberts	1984-85
161	Cassie Hager	2005-06
9. 160	Katelin Oney	2011-12
10. 159	Tara King	2006-07

DEFENSIVE REBOUND AVG. (MIN. 10 GAMES)

1. 8.7	Alex Cook	2002-03
2. 7.4	Alex Cook	2004-05
3. 7.3	Alex Cook	2003-04
4. 6.3	Erin Brocka	2009-10
5. 5.9	Hannah Schonhardt	2013-14
6. 5.8	Amy Swisher	2003-04
7. 5.8	Allison Starr	1999-00
8. 5.5	Pat Zalesky	1978-79
9. 5.5	Julie Street	1993-94
10. 5.3	Amber Kirschbaum	2011-12



INDIVIDUAL SEASON RECORDS

OFFENSIVE REBOUNDS

1.	100 Pat Zalesky	1978-79
	100 Carol Hogen	1982-83
	100 Carol Hogen	1981-82
	100 Pat Zalesky	1979-80
	100 Tami Schebler	1981-82
	100 Julie Street	1991-92
	100 Deb Drenth	1980-81
	100 Alex Cook	2002-03
	100 Diane Roberts	1984-85
10.	99 Tami Schebler	1983-84

OFFENSE REBOUND AVG. (MIN. 10 GAMES)

1.	4.5 Pat Zalesky	1978-79
2.	4.0 Pat Zalesky	1979-80
3.	3.9 Cindy Hanson	1984-85
4.	3.7 Julie Street	1991-92
	3.7 Carol Hogen	1981-82
6.	3.7 Tami Schebler	1983-84
7.	3.6 Deb Drenth	1979-80
8.	3.6 Diane Roberts	1984-85
	3.6 Carol Hogen	1982-83
	3.6 Deb Drenth	1980-81

ASSISTS

1.	195 Sharnae Lamar	2015-16
2.	180 Kelley Westhoff	1996-97
3.	155 Kelley Westhoff	1995-96
4.	139 Jacqui Kalin	2012-13
	139 K.K. Armstrong	2011-12
6.	134 Jacqui Kalin	2007-08
7.	126 Loretha Mosley	1989-90
8.	118 Jessie Biggs	2006-07
9.	117 Loretha Mosley	1988-89
10.	111 Jessie Biggs	2005-06

ASSISTS AVG. (MIN. 10 GAMES)

1.	7.2 Kelley Westhoff	1996-97
2.	5.7 Kelley Westhoff	1995-96
3.	5.6 Sharnae Lamar	2015-16
4.	5.0 Loretha Mosley	1989-90
5.	4.7 Loretha Mosley	1988-89
6.	4.5 Anne Otten	1985-86
7.	4.3 Jacqui Kalin	2007-08
8.	4.1 K.K. Armstrong	2011-12
	4.1 Jacqui Kalin	2012-13
10.	4.0 Kris Huffman	1985-86

BLOCKED SHOTS

1.	135 Cassie Hager	2004-05
2.	128 Cassie Hager	2005-06
3.	66 Carol Hogen	1982-83
4.	64 Tami Schebler	1983-84
5.	56 Carol Hogen	1981-82
6.	54 Abbi Schutte	2001-02
7.	52 Rachel Madrigal	2011-12
8.	51 Cassie Hager	2003-04
	51 Alyssa Johnson	2014-15
10.	39 Jen Keitel	2015-16

BLOCKED SHOTS AVG. (MIN. 10 GAMES)

1.	4.4 Cassie Hager	2004-05
2.	4.3 Cassie Hager	2005-06
3.	2.4 Tami Schebler	1983-84
4.	2.4 Carol Hogen	1982-83
5.	2.2 Cassie Hager	2003-04
6.	2.1 Carol Hogen	1981-82
7.	1.8 Abbi Schutte	2001-02
8.	1.6 Alyssa Johnson	2014-15
9.	1.5 Rachel Madrigal	2011-12
10.	1.3 Emilie Krug	1979-80

STEALS

1.	84 Deb Drenth	1982-83
2.	79 Betty Davis	1982-83
3.	76 K.K. Armstrong	2011-12
4.	75 Allison Starr	1997-98
5.	74 Allison Starr	1999-00
6.	72 Deb Drenth	1980-81
7.	71 Deb Drenth	1981-82
8.	69 Allison Starr	1998-99
9.	67 Carol Hogen	1981-82
10.	66 Ann Miller	1992-93

STEALS AVG. (MIN. 10 GAMES)

1.	3.0 Deb Drenth	1982-83
2.	2.8 Betty Davis	1982-83
3.	2.8 Allison Starr	1997-98
4.	2.8 Kary Dawson	1999-00
5.	2.6 Allison Starr	1999-00
6.	2.6 Deb Drenth	1980-81
7.	2.6 Allison Starr	1998-99
8.	2.5 Loretha Mosley	1987-88
9.	2.5 Carol Hogen	1981-82
10.	2.4 Ann Miller	1992-93

GAMES PLAYED

1.	35 Hannah Schonhardt	2015-16
	35 Sharnae Lamar	2015-16
	35 Angie Davison	2015-16
	35 Madison Weekly	2015-16
	35 Amber Sorenson	2015-16
	35 Jen Keitel	2015-16
7.	34 Jess McDowell	2012-13
	34 Rachel Madrigal	2011-12
	34 Jacqui Kalin	2012-13
	34 Jen Keitel	2012-13
	34 Jess McDowell	2011-12
	34 Hannah Schonhardt	2012-13
	34 Stephanie Davison	2015-16
	34 Brooke Brown	2012-13
	34 K.K. Armstrong	2011-12
	34 Amber Kirschbaum	2011-12
	34 Stephanie Davison	2012-13
	34 Katelin Oney	2011-12
	34 Brittnei Donaldson	2012-13
	34 Brooke Brown	2011-12

GAMES STARTED

1.	35 Amber Sorenson	2015-16
	35 Sharnae Lamar	2015-16
	35 Madison Weekly	2015-16
	35 Jen Keitel	2015-16
5.	34 Rachel Madrigal	2011-12
	34 Jacqui Kalin	2012-13
	34 K.K. Armstrong	2011-12
	34 Amber Kirschbaum	2011-12
9.	33 Nicole Clausen	2009-10
	33 Rachel Madrigal	2010-11
	33 Jacqui Kalin	2010-11
	33 Katelin Oney	2011-12
	33 Katelin Oney	2010-11
	33 Jacqui Kalin	2009-10
	33 Lizzie Boeck	2010-11

MINUTES

1.	1225 Rachel Madrigal	2011-12
2.	1140 Jacqui Kalin	2012-13
3.	1109 K.K. Armstrong	2011-12
	1109 Jessie Biggs	2005-06
5.	1079 Diane Roberts	1984-85
6.	1058 Nicole Clausen	2008-09
7.	1052 Allison Starr	1999-00
8.	1040 Cassie Hager	2005-06
9.	1038 Jacqui Kalin	2010-11
10.	1032 Jacqui Kalin	2009-10

MINUTES AVG.

1.	38.5 Diane Roberts	1984-85
2.	37.6 Allison Starr	1999-00
3.	37.0 Jessie Biggs	2005-06
4.	36.7 Ann Miller	1992-93
5.	36.0 Rachel Madrigal	2011-12
6.	35.5 Karen Gorman	1984-85
7.	35.3 Katie Miller	2002-03
8.	35.3 Nicole Clausen	2008-09
9.	35.1 Nikki Spettel	1999-00
10.	35.0 Nikki Spettel	2000-01



The 2015-16 UNI women's basketball team set a school record for games played, advancing to the WNIT quarterfinals for a total of 35 games.



TEAM SEASON RECORDS

POINTS

1. 2300	33 games	2010-11
2. 2228	35 games	2015-16
3. 2225	34 games	2011-12
4. 2221	33 games	2009-10
5. 2205	31 games	1981-82
6. 2148	34 games	2012-13
7. 2112	30 games	2002-03
8. 2071	29 games	2000-01
9. 2053	28 games	1980-81
10. 2048	30 games	2013-14

SCORING AVERAGE

1. 100.2	18 games	1986-87
2. 73.3	28 games	1980-81
3. 71.9	27 games	1997-98
4. 71.4	29 games	2000-01
5. 71.1	31 games	1981-82
6. 70.4	30 games	2002-03
7. 70.1	27 games	1998-99
8. 70.0	27 games	1995-96
9. 69.8	28 games	1982-83
10. 69.7	33 games	2010-11

FIELD GOALS MADE

1. 933	31 games	1981-82
2. 844	28 games	1980-81
3. 797	28 games	1982-83
4. 787	35 games	2015-16
5. 782	33 games	2010-11
6. 769	34 games	2011-12
7. 762	33 games	2009-10
8. 758	27 games	1978-79
9. 741	29 games	2000-01
10. 735	34 games	2012-13

FIELD GOALS ATTEMPTED

1. 2043	35 games	2015-16
2. 2016	31 games	1981-82
3. 1951	27 games	1978-79
1951	34 games	2011-12
5. 1904	28 games	1980-81
6. 1886	34 games	2012-13
7. 1877	33 games	2009-10
8. 1876	33 games	2010-11
9. 1823	28 games	1982-83
10. 1814	32 games	2014-15

FIELD GOAL %

1. .463 (933-2016)	1981-82
2. .454 (679-1495)	1989-90
3. .443 (844-1904)	1980-81
4. .443 (726-1638)	1987-88
5. .437 (797-1823)	1982-83
6. .434 (654-1507)	1988-89
7. .426 (741-1741)	2000-01
8. .425 (734-1727)	1985-86
9. .424 (705-1662)	1986-87
10. .417 (782-1876)	2010-11

3-POINT FIELD GOALS MADE

1. 275	34 games	2012-13
2. 266	32 games	2014-15
3. 263	35 games	2015-16

4. 239	33 games
5. 237	34 games
6. 223	30 games
7. 215	33 games
8. 204	31 games
9. 182	30 games
10. 174	30 games

3-POINT FIELD GOALS ATTEMPTED

1. 846	35 games	2015-16
2. 802	34 games	2012-13
802	32 games	2014-15
4. 767	30 games	2013-14
5. 762	34 games	2011-12
6. 691	33 games	2010-11
7. 662	33 games	2009-10
8. 641	31 games	2007-08
9. 559	30 games	2006-07
10. 529	30 games	2005-06

3-POINT FIELD GOAL %

1. .432 (83-192)	1989-90
2. .396 (59-149)	1988-89
3. .378 (45-119)	1987-88
4. .371 (39-105)	1986-87
5. .357 (161-451)	2002-03
6. .351 (149-424)	2000-01
7. .346 (239-691)	2010-11
8. .343 (154-449)	1997-98
9. .343 (275-802)	2012-13
10. .341 (158-463)	2004-05

FREE THROWS MADE

1. 497	33 games	2010-11
2. 483	30 games	2002-03
3. 482	33 games	2009-10
4. 473	28 games	1999-00
5. 461	27 games	1995-96
6. 457	26 games	1996-97
7. 456	30 games	2006-07
8. 452	31 games	2004-05
9. 450	34 games	2011-12
10. 441	30 games	2013-14

FREE THROWS ATTEMPTED

1. 670	28 games	1999-00
2. 667	27 games	1995-96
3. 660	26 games	1996-97
4. 652	33 games	2010-11
5. 650	34 games	2011-12
6. 645	30 games	2002-03
7. 635	27 games	1997-98
8. 627	29 games	2000-01
9. 626	27 games	1978-79
10. 622	30 games	2001-02

FREE THROW %

1. .794 (482-607)	2009-10
2. .786 (394-501)	2005-06
3. .766 (452-590)	2004-05
4. .762 (497-652)	2010-11
5. .759 (391-515)	2015-16
6. .750 (456-608)	2006-07
7. .749 (483-645)	2002-03

8. .742 (441-594)	2013-14
9. .736 (329-447)	2007-08
10. .726 (403-555)	2012-13

REBOUNDS (OFF-DEF)

1. 1274 (446-828)	2002-03
2. 1241 (600-641)	1980-81
3. 1221 (315-906)	2015-16
4. 1211 (351-860)	2010-11
5. 1202 (351-851)	2012-13
6. 1191 (446-745)	2001-02
7. 1190 (382-808)	2009-10
8. 1187 (365-822)	2011-12
9. 1172 (435-737)	1997-98
10. 1149 (393-756)	2003-04

REBOUNDING AVERAGE

1. 53.4	18 games	1986-87
2. 44.3	28 games	1980-81
3. 43.4	27 games	1997-98
4. 42.5	30 games	2002-03
5. 41.4	27 games	1998-99
6. 40.4	27 games	1995-96
7. 39.7	30 games	2001-02
8. 39.6	29 games	2003-04
9. 39.3	26 games	1996-97
10. 37.8	27 games	1985-86

DEFENSIVE REBOUNDS

1. 906	2015-16
2. 860	2010-11
3. 851	2012-13
4. 843	2014-15
5. 828	2002-03
6. 822	2011-12
7. 808	2009-10
8. 796	2013-14
9. 782	2004-05
10. 768	2005-06

DEFENSIVE REBOUND AVERAGE

1. 33.3	18 games	1986-87
2. 27.6	30 games	2002-03
3. 27.3	27 games	1997-98
4. 26.5	30 games	2013-14
5. 26.3	32 games	2014-15
6. 26.1	27 games	1998-99
7. 26.1	29 games	2003-04
8. 26.1	33 games	2010-11
9. 25.9	27 games	1995-96
10. 25.9	35 games	2015-16

OFFENSIVE REBOUNDS

1. 600	1980-81
2. 500	1981-82
500	1985-86
500	1991-92
5. 478	1982-83
6. 450	1979-80
7. 446	2001-02
446	2002-03
9. 435	1997-98
10. 411	1998-99



TEAM SEASON RECORDS

OFFENSIVE REBOUND AVERAGE

1.	21.4	28 games	1980-81
2.	20.1	18 games	1986-87
3.	18.5	27 games	1985-86
	18.5	27 games	1991-92
5.	18.0	25 games	1979-80
6.	17.1	28 games	1982-83
7.	16.1	31 games	1981-82
8.	16.1	27 games	1997-98
9.	15.3	26 games	1996-97
10.	15.2	27 games	1998-99

ASSISTS

1.	499	2015-16
2.	475	2010-11
3.	438	2011-12
4.	432	1989-90
5.	426	2009-10
6.	424	2004-05
7.	422	2012-13
8.	421	2014-15
9.	419	2000-01
10.	417	2003-04

ASSISTS AVERAGE

1.	17.3	18 games	1986-87
2.	16.0	27 games	1989-90
3.	14.6	26 games	1987-88
4.	14.4	29 games	2000-01
5.	14.4	33 games	2010-11
6.	14.4	29 games	2003-04
7.	14.3	26 games	1993-94
8.	14.3	35 games	2015-16
9.	14.2	27 games	1992-93
10.	13.9	28 games	1980-81

BLOCKED SHOTS

1.	200	2004-05
2.	183	2005-06
3.	149	1981-82
4.	147	2015-16
5.	146	1982-83
6.	138	2014-15
7.	127	2003-04
8.	123	1983-84
9.	121	2011-12
10.	111	2002-03
	111	2013-14

BLOCKED SHOTS AVERAGE

1.	6.5	31 games	2004-05
2.	6.1	30 games	2005-06
3.	5.2	28 games	1982-83
4.	4.8	31 games	1981-82
5.	4.6	27 games	1983-84
6.	4.4	29 games	2003-04
7.	4.3	32 games	2014-15
8.	4.2	35 games	2015-16
9.	3.9	18 games	1986-87
10.	3.7	30 games	2002-03
	3.7	30 games	2013-14

STEALS

1.	364	1981-82
2.	332	1982-83
3.	297	1980-81

4.	292	2010-11
5.	286	2011-12
6.	269	1979-80
7.	261	1987-88
8.	257	1997-98
9.	256	1998-99
10.	255	1988-89

STEALS AVERAGE

1.	11.9	28 games	1982-83
2.	11.8	18 games	1986-87
3.	11.7	31 games	1981-82
4.	10.8	25 games	1979-80
5.	10.6	28 games	1980-81
6.	10.2	25 games	1988-89
7.	10.0	26 games	1987-88
8.	9.5	27 games	1997-98
9.	9.5	27 games	1999-99
10.	9.3	27 games	1992-93

SCORING DEFENSE

1.	54.8	33 games	2010-11
2.	57.2	31 games	2004-05
3.	57.3	35 games	2015-16
4.	58.2	30 games	2005-06
5.	60.1	27 games	1998-99
6.	61.2	28 games	1982-83
	61.2	32 games	2014-15
8.	61.7	31 games	1981-82
9.	62.4	34 games	2012-13
10.	63.8	31 games	2007-08

SCORING MARGIN

1.	69.3 (69.3-0.0)	1978-79
2.	18.4 (100.2-81.8)	1986-87
3.	14.8 (69.7-54.8)	2010-11
4.	10.0 (70.1-60.1)	1998-99
5.	9.5 (71.1-61.7)	1981-82
6.	8.6 (69.8-61.2)	1982-83
7.	6.4 (63.7-57.3)	2015-16
8.	6.0 (73.3-67.3)	1980-81
9.	4.9 (62.1-57.2)	2004-05
10.	4.1 (62.3-58.2)	2005-06

FIELD GOAL % DEFENSE

1.	.359 (627-1748)	2010-11
2.	.373 (733-1967)	2015-16
3.	.376 (578-1538)	1998-99
4.	.377 (655-1739)	2004-05
5.	.383 (672-1753)	2005-06
6.	.388 (745-1919)	2014-15
7.	.396 (676-1709)	1982-83
8.	.396 (747-1888)	2002-03
9.	.400 (666-1664)	2001-02
10.	.402 (767-1908)	2012-13

3-POINT FIELD GOAL % DEFENSE

1.	.262 (127-485)	2010-11
2.	.274 (91-332)	2004-05
3.	.294 (32-109)	1989-90
	.294 (130-442)	2014-15
5.	.300 (147-490)	2015-16
	.300 (156-520)	2012-13
7.	.305 (138-452)	2013-14
8.	.308 (118-383)	2006-07
9.	.312 (126-404)	1998-99

10.	.313 (102-326)	2005-06
-----	----------------	---------

REBOUNDING DEFENSE

1.	33.4	31 games	2004-05
2.	33.7	33 games	2009-10
3.	34.8	30 games	2005-06
4.	34.9	27 games	1989-90
5.	34.9	29 games	2003-04
6.	35.1	30 games	2001-02
7.	35.6	30 games	2008-09
8.	36.0	27 games	1990-91
9.	36.1	33 games	2010-11
10.	36.1	31 games	2007-08

REBOUNDING MARGIN

1.	36.2 (36.2-0.0)	1978-79
2.	11.8 (53.4-41.6)	1986-87
3.	6.0 (43.4-37.4)	1997-98
4.	5.4 (42.5-37.1)	2002-03
5.	4.9 (41.4-36.4)	1998-99
6.	4.7 (39.6-34.9)	2003-04
7.	4.6 (39.7-35.1)	2001-02
8.	4.4 (44.3-40.0)	1980-81
9.	2.3 (36.1-33.7)	2009-10
10.	1.9 (35.3-33.4)	2004-05

GAMES PLAYED

1.	35	2015-16
2.	34	2011-12
	34	2012-13
4.	33	2010-11
	33	2009-10
6.	32	2014-15
7.	31	2004-05
	31	2007-08
	31	1981-82
10.	30	2008-09
	30	2005-06
	30	2002-03
	30	2006-07
	30	2001-02
	30	2013-14

MINUTES

1.	7075	2015-16
3.	6825	2012-13
	6825	2011-12
5.	6601	2009-10
6.	6599	2010-11
7.	6425	2014-15
8.	6225	2007-08
	6225	2004-05
10.	6100	2006-07
	6100	2008-09

MINUTES AVERAGE

1.	203.3	30 games	2006-07
	203.3	30 games	2008-09
3.	202.5	30 games	2005-06
4.	202.1	35 games	2015-16
5.	201.9	27 games	1995-96
6.	201.8	29 games	2003-04
7.	201.7	30 games	2001-02
8.	200.9	27 games	1998-99
9.	200.9	28 games	1999-00
10.	200.9	27 games	1997-98



INDIVIDUAL GAME RECORDS/MISCELLANEOUS

INDIVIDUAL GAME RECORDS

POINTS

Diane Roberts 40 vs. Illinois State (3/1/85)

MINUTES PLAYED

Ann Miller 60 vs. Drake (1/23/93)

FIELD GOALS MADE

Diane Roberts 17 vs. Illinois State (3/1/85)

FIELD GOALS ATTEMPTED

Diane Roberts 31 vs. Illinois State (3/1/85)

3-POINT FIELD GOALS MADE

Brittini Donaldson 8 at Drake (3/2/14)

3-POINT FIELD GOALS ATTEMPTED

Amber Sorenson 18 at North Dakota (12/5/15)

FREE THROWS MADE

Tara King 16 vs. Drake (2/1/07)
Deb Drenth 16 vs. Northwestern (2/21/81)

FREE THROWS ATTEMPTED

Deb Drenth 19 vs. Northwestern (2/21/81)
Deb Drenth 19 vs. Eastern Illinois (1/19/80)
Helen Walker 19 vs. St. Cloud State (12/10/77)

OFFENSIVE REBOUNDS

Julie Street 11 vs. Southern Illinois (3/5/94)

DEFENSIVE REBOUNDS

Allison Starr 19 vs. Wichita State (2/25/00)

TOTAL REBOUNDS

Allison Starr 22 vs. Wichita State (2/25/00)

ASSISTS

Sharnae Lamar 15 vs. Drake (3/19/16)

BLOCKED SHOTS

Cassie Hager 9 vs. Wichita State (2/26/06)

STEALS

Allison Starr 9 vs. Tulsa (12/8/99)



Brittini Donaldson (32) set a UNI record for three-pointers made in a game in 2014, draining eight against Drake.

TEAM GAME RECORDS

POINTS

107 vs. Creighton (2/20/90)

FIELD GOALS MADE

41 vs. Illinois-Chicago (1/17/83)
41 vs. Marycrest (12/11/81)

FIELD GOALS ATTEMPTED

91 vs. Drake (1/23/93)

FIELD GOAL PERCENTAGE

.678 vs. Creighton (2/20/90)

3-POINT FIELD GOALS MADE

17 at UMBC (12/9/07)

3-POINT FIELD GOALS ATTEMPTED

40 vs. Akron (12/13/15)
40 at Nebraska (3/19/16)

3-POINT FIELD GOAL PERCENTAGE

1.000 vs. Indiana State (2/5/87)

FREE THROWS MADE

36 vs. Missouri State (2/18/01)

FREE THROWS ATTEMPTED

49 vs. Missouri State (2/18/01)

FREE THROW PERCENTAGE

1.000 at Creighton (1/5/03)
1.000 vs. Illinois State (1/2/87)

OFFENSIVE REBOUNDS

35 vs. Illinois State (1/16/92)

DEFENSIVE REBOUNDS

43 vs. Southern Illinois (2/2/03)

TOTAL REBOUNDS

65 vs. Concordia (1/9/81)

ASSISTS

28 vs. Creighton (2/20/90)

BLOCKED SHOTS

12 at Bradley (2/15/03)

STEALS

26 vs. Marycrest (1/28/80)

ATTENDANCE

4,048 vs. Iowa State (12/20/00)

MISCELLANEOUS

ALL-TIME OVERTIME GAMES (16-23)

Result	Game
L, 61-58	Hofstra (11/28/14)
W, 99-97	Drake (3/2/14)
L, 75-71	Wichita State (3/16/13)
W, 82-77	Drake (1/29/12)
W, 76-73	Illinois State (3/1/09)
L, 56-51	Indiana State (2/27/09)
L, 67-59	Creighton (2/21/09)
W, 65-62	Evansville (2/5/09)
L, 73-69	Indiana State (1/12/08)
W, 74-73	Illinois State (2/25/07)
W, 78-72	Creighton (2/3/07)
W, 73-66	Miami-OH (11/25/06)
L, 84-70	Iowa State (11/20/06)
W, 70-64	Wichita State (2/26/06)
L, 67-64	Creighton (12/29/05)
W, 74-65	Colorado (11/25/05)
L, 78-73	Creighton (1/27/05)
W, 83-77	Fairfield (12/23/03)
L, 63-58	Houston (11/24/03)
L, 73-69	Evansville (11/26/02)
W, 70-68	Bradley (1/12/02)
L, 76-73	DePaul (3/16/01)
L, 75-65	Drake (1/28/01)
L, 69-68	BYU (12/7/00)
W, 83-80	Wichita State (2/25/00)
L, 61-58	Indiana State (3/4/99)
L, 67-60	Indiana State (2/7/98)
W, 87-82	Bradley (2/24/96)
W, 79-77	Evansville (2/16/96)
W, 82-78	Illinois State (2/17/94)
L, 76-71	Drake (2/6/93)
L, 112-106	Drake (2/23/93) (4OT)
L, 88-85	Valparaiso (11/30/90)
L, 60-56	Drake (2/3/89)
L, 60-58	Southern Illinois (2/4/88)
L, 59-54	DePaul (2/11/83)
L, 79-76	Grandview (1/19/83)
W, 90-87	Simpson (1/21/78)
L, 73-70	Wis-La Crosse (12/3/76)
L, 78-75	Missouri State (2/5/16)



POST-SEASON/AWARDS

MVC TOURNAMENT APPEARANCES (17-19)

3/13/16	Missouri State	L, 71-58
3/12/16	Southern Illinois	W, 67-43
3/11/16	Bradley	W, 46-45
3/14/15	Wichita State	L, 56-40
3/13/15	Southern Illinois	W, 59-50
3/14/14	Illinois State	L, 65-63
3/16/13	Wichita State	L, 75-71 (OT)
3/15/13	Indiana State	W, 71-60
3/9/12	Creighton	L, 53-46
3/13/11	Missouri State	W, 69-41
3/12/11	Wichita State	W, 61-44
3/11/11	Bradley	W, 87-57
3/14/10	Creighton	W, 54-53
3/13/10	Illinois State	W, 61-59
3/12/10	Bradley	W, 70-50
3/13/09	Drake	L, 68-57
3/14/08	Evansville	L, 79-56
3/13/08	Wichita State	W, 75-45
3/9/07	Evansville	L, 58-57
3/11/06	Missouri State	L, 62-59
3/10/06	Illinois State	W, 70-62
3/11/05	Illinois State	L, 58-48
3/10/05	Evansville	W, 58-47
3/11/04	Creighton	W, 71-65
3/12/04	Drake	L, 66-54
3/15/03	Indiana State	L, 83-54
3/14/03	Bradley	W, 73-62
3/7/02	Evansville	L, 70-68
3/9/01	Missouri State	L, 86-54
3/8/01	Wichita State	W, 78-67
3/10/00	Drake	L, 80-65
3/9/00	Wichita State	W, 62-50
3/4/99	Indiana State	L, 61-58 (OT)
3/5/98	Missouri State	L, 82-58
3/7/96	Missouri State	L, 83-67
3/4/93	Creighton	L, 86-73

NCAA TOURNAMENT APPEARANCES (0-2)

3/20/11	vs. No. 4 Michigan St.	L, 69-66
3/21/10	vs. No. 1 Nebraska	L, 83-44

WNIT APPEARANCES (3-6)

3/24/16	at South Dakota	L, 51-50
3/19/16	Drake	W, 64-58
3/17	at Nebraska	W, 64-62
3/19/15	Missouri	L, 69-61
3/24/13	at Ball State	L, 53-48
3/22/13	at Marquette	W, 61-59
3/16/06	at Kansas	L, 59-49
3/20/03	at Baylor	L, 58-56
3/16/01	at DePaul	L, 76-73 (OT)

WBI APPEARANCES (3-1)

3/25/12	at Minnesota*	L, 88-74
3/21/12	at Seattle	W, 68-64
3/17/12	at Sam Houston State	W, 87-69
3/15/12	at Stephen F. Austin	W, 83-67

* Notes WBI Championship Game

AWARDS

MVC PLAYER OF THE YEAR

2012-13	Jacqui Kalin
2010-11	Jacqui Kalin

MVC FRESHMAN OF THE YEAR

2007-08	Jacqui Kalin
---------	--------------

MVC NEWCOMER OF THE YEAR

2008-09	Kim Wypiszynski
1999-00	Katie Miller

MVC DEFENSIVE PLAYER OF THE YEAR

2005-06	Cassie Hager
---------	--------------

MVC SIXTH PLAYER OF THE YEAR

2014-15	Stephanie Davison
---------	-------------------

MVC SCHOLAR-ATHLETE OF THE YEAR

2015-16	Madison Weekly
2012-13	Jacqui Kalin
2010-11	Jacqui Kalin

MVC TOURNAMENT MVP

2011	Jacqui Kalin
2010	Lizzie Boeck

MVC COACH OF THE YEAR

2015-16	Tanya Warren
2013-14	Tanya Warren
2010-11	Tanya Warren
2004-05	Tony DiCecco

MVC ALL-TOURNAMENT TEAM

2015-16	Madison Weekly
	Sharnae Lamar
2012-13	Jacqui Kalin
2010-11	Jacqui Kalin
2009-10	K.K. Armstrong
	Lizzie Boeck
	Nicole Clausen
2005-06	Cassie Hager
2004-05	Cassie Hager
2003-04	Amy Swisher
2002-03	Amy Swisher
2000-01	Abbi Schutte
1999-00	Allison Starr

MVC ALL-CONFERENCE

2015-16	Madison Weekly (1st)
	Amber Sorenson (1st)
	Jen Keitel (HM)
2014-15	Madison Weekly (1st)
2013-14	Jen Keitel (1st)
2012-13	Jacqui Kalin (1st)
2011-12	K.K. Armstrong (2nd)
2010-11	Jacqui Kalin (1st)
	Lizzie Boeck (1st)
2009-10	Jacqui Kalin (1st)
	Lizzie Boeck (HM)
2008-09	Kim Wypiszynski (HM)
2007-08	Jacqui Kalin (2nd)
2006-07	Tara King (1st)
	Jessie Biggs (2nd)
2005-06	Cassie Hager (1st)

2004-05	Tara King (2nd)
	Alex Cook (1st)
	Cassie Hager (1st)
2003-04	Amy Swisher (1st)
	Alex Cook (1st)
2002-03	Alex Cook (1st)
	Katie Miller (1st)
	Amy Swisher (1st)
2001-02	Amy Swisher (1st)
	Abbi Schutte (HM)
2000-01	Abbi Schutte (1st)
	Kary Dawson (1st)
1999-00	Allison Starr (1st)
1998-99	Allison Starr (1st)
	Barb Bennett (HM)
1997-98	Allison Starr (1st)
1996-97	Kelley Westhoff (HM)
1993-94	Julie Street (HM)
1992-93	Ann Miller (1st)
1989-90	Loretha Mosley (HM)
1987-88	Kris Huffman (HM)
1986-87	Diane Roberts (2nd)
1985-86	Diane Roberts (HM)
1984-85	Diane Roberts (1st)

MVC ALL-DEFENSIVE TEAM

2015-16	Sharnae Lamar
2014-15	Alyssa Johnson
2011-12	Rachel Madrigal
2010-11	Erin Brocka
2005-06	Cassie Hager
2004-05	Alex Cook
	Cassie Hager
2003-04	Alex Cook
2002-03	Alex Cook
2000-01	Nikki Spettel
1999-00	Nikki Spettel
	Allison Starr (MVP)
1998-99	Allison Starr
1997-98	Allison Starr

MVC ALL-FRESHMAN TEAM

2014-15	Ellie Herzberg
2012-13	Hannah Schonhardt
2007-08	Jacqui Kalin (MVP)
2003-04	Jessie Biggs
2000-01	Amy Swisher
1997-98	Nadine Brandt
1996-97	Allison Starr



ACADEMICS

MVC SCHOLAR-ATHLETE TEAM

2015-16	Madison Weekly (1st, MVP) Stephanie Davison (HM) Jen Keitel (HM) Amber Sorenson (HM)
2014-15	Brooke Brown (1st) Madison Weekly (1st) Stephanie Davison (HM) Alyssa Johnson (HM)
2013-14	Brooke Brown (1st) Jen Keitel (2nd) Brittini Donaldson (HM) Stephanie Davison (HM)
2012-13	Jacqui Kalin (1st, MVP) Brooke Brown (HM) Jess McDowell (HM)
2011-12	Amber Kirschbaum (2nd)
2010-11	Jacqui Kalin (1st, MVP) Lizzie Boeck (1st) Erin Brocka (HM)
2009-10	Jacqui Kalin (1st) Lizzie Boeck (2nd) Erin Brocka (HM)
2008-09	Lizzie Boeck (HM)
2007-08	Traci Ollendieck (HM)
2005-06	Cassie Hager (2nd) Alicia Irons (2nd)
2004-05	Emily Berry (2nd) Alex Cook (2nd)
2003-04	Emily Berry (HM)
2002-03	Katie Miller (1st)
2001-02	Kara Opp (2nd) Abbie Schutte (2nd) Nadine Brandt (HM) Katie Miller (HM)
2000-01	Abbie Schutte (2nd) Katie Miller (HM) Kara Opp (HM)
1999-00	Allison Starr (2nd)
1998-99	Nikki Spettel (HM)
1997-98	Shannan Kadner (HM) Mary Koch (HM)
1996-97	Adrienne Miskell (HM) Karen Fenske (HM) Shannan Kadner (HM) Kate Lawler (HM)
1995-96	Adrienne Miskell (HM) Jen Steffens (HM) Kelley Westhoff (HM) Karen Fenske (HM) Kate Lawler (HM) Jen Steffens (HM)
1994-95	Kelley Westhoff (HM) Karen Fenske (HM) Kate Lawler (HM)
1993-94	Kelley Westhoff (HM)
1992-93	Wendy McCoy (HM) Wendy McCoy (HM)

SENIOR CLASS AWARD FINALIST

2012-13	Jacqui Kalin
---------	--------------

SENIOR CLASS ALL-AMERICAN

2012-13	Jacqui Kalin (2nd)
---------	--------------------

COSIDA ACADEMIC ALL-AMERICAN

2012-13	Jacqui Kalin (1st)
2010-11	Jacqui Kalin (2nd)
2002-03	Katie Miller (3rd)

Note: Jacqui Kalin was UNI women's basketball's first-ever CoSIDA Academic All-American first-team honoree (2012-13).

WBCA NCAA DIVISION I ACADEMIC TOP-25

Year	Place (GPA)
2016	8th (3.565)
2015	12th (3.519)
2014	7th (3.565)
2013	7th (3.541)
2012	14th (3.403)
2010	7th (3.464)
2009	6th (3.437)
2008	6th (3.535)
2007	2nd (3.624)
2006	8th (3.399)
2005	8th (3.418)
2003	14th (3.341)
2002	8th (3.406)

WBCA GOOD WORKS TEAM

Stephanie Davison	2016
-------------------	------