

2020

2019-2020 Graduating Senior Report

University of Northern Iowa. Office of Institutional Research and Effectiveness.

Let us know how access to this document benefits you

Copyright ©2020 University of Northern Iowa

Follow this and additional works at: https://scholarworks.uni.edu/ire_documents



Part of the [Higher Education Administration Commons](#)

Recommended Citation

University of Northern Iowa. Office of Institutional Research and Effectiveness., "2019-2020 Graduating Senior Report" (2020). *Institutional Effectiveness & Planning Documents*. 237.

https://scholarworks.uni.edu/ire_documents/237

This Report is brought to you for free and open access by the Institutional Effectiveness & Planning at UNI ScholarWorks. It has been accepted for inclusion in Institutional Effectiveness & Planning Documents by an authorized administrator of UNI ScholarWorks. For more information, please contact scholarworks@uni.edu.

Offensive Materials Statement: Materials located in UNI ScholarWorks come from a broad range of sources and time periods. Some of these materials may contain offensive stereotypes, ideas, visuals, or language.



THERE'S NO
BEGINNING
WITHOUT AN
END.

2019-2020 Graduating Senior Report
Office of Institutional Research and Effectiveness

Table of Contents

Survey Highlights	3
Survey Methodology	4
Respondent Demographics	5
Post-Graduation Plans	8
Continuing Education Plans.....	10
Educational Experiences and Skills	11
Academic and Social Environment	24
Other Activities.....	37
Comparison Across the Years	38
Survey Tool Sample	44
Office of Institutional Research Contact Information.....	49

Survey Highlights

84%

Would Recommend
UNI to a prospective
student

84%

Of graduates agree they received a
high quality education

82%

Developed close
relationships with other
students.

86%

Agree that at least one faculty
member showed an active
interest in my educational
career goals

75%

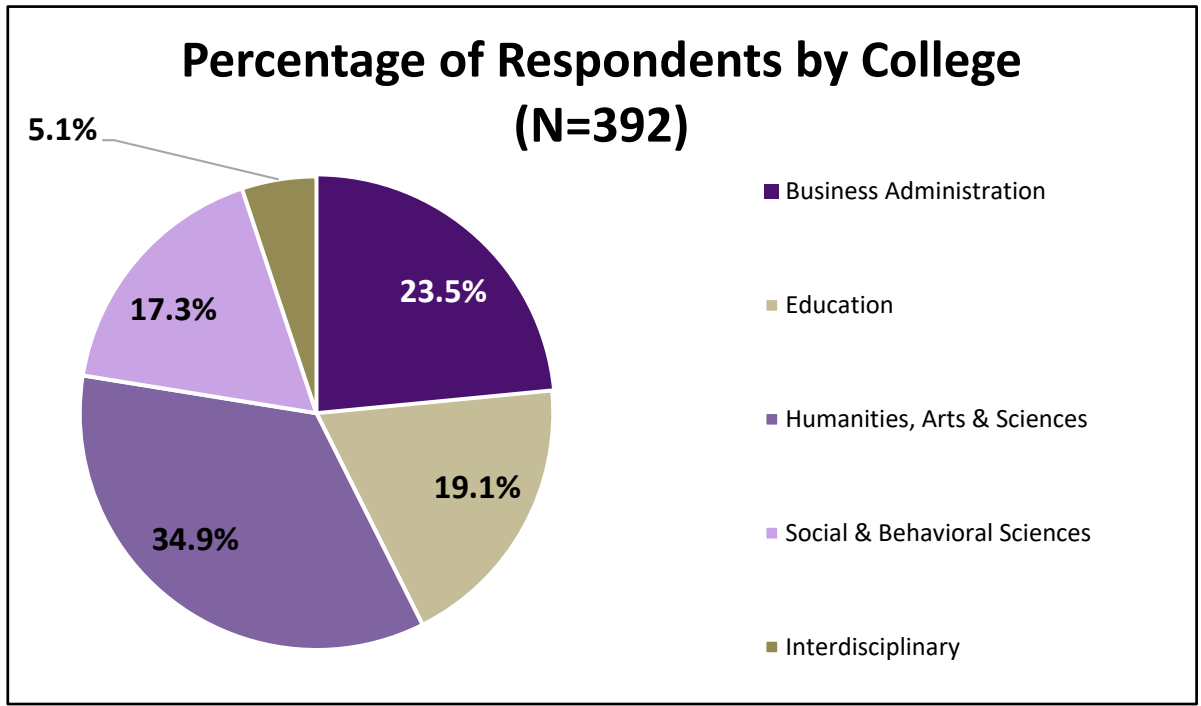
Agree that UNI courses taught
ethical consequences to
decisions

51%

Response Rate

2019-2020 Survey Methodology

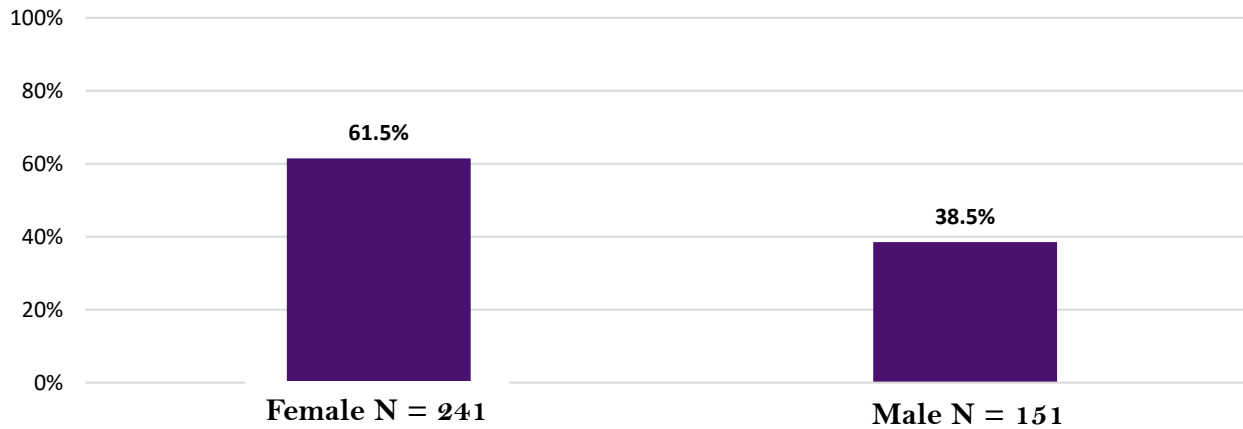
The survey invitation was sent to all undergraduate students who applied for graduation in Fall 2019. It was sent to 793 students total. After the survey was closed, the data was exported and the only data reported was for students who had officially graduated from the institution in Fall 2019. The survey invitation was sent on November 14th, 2019 and closed on Saturday, December 21, 2019.



Due to COVID-19 the 2019-2020 survey was only administered in Fall 2019.

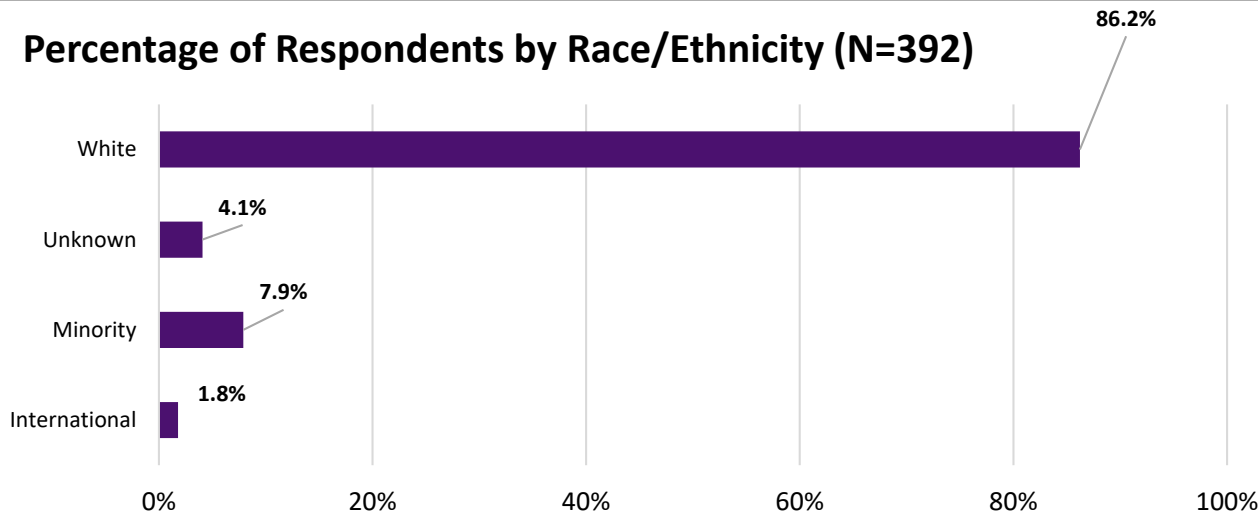


Percentage of Respondents by Gender

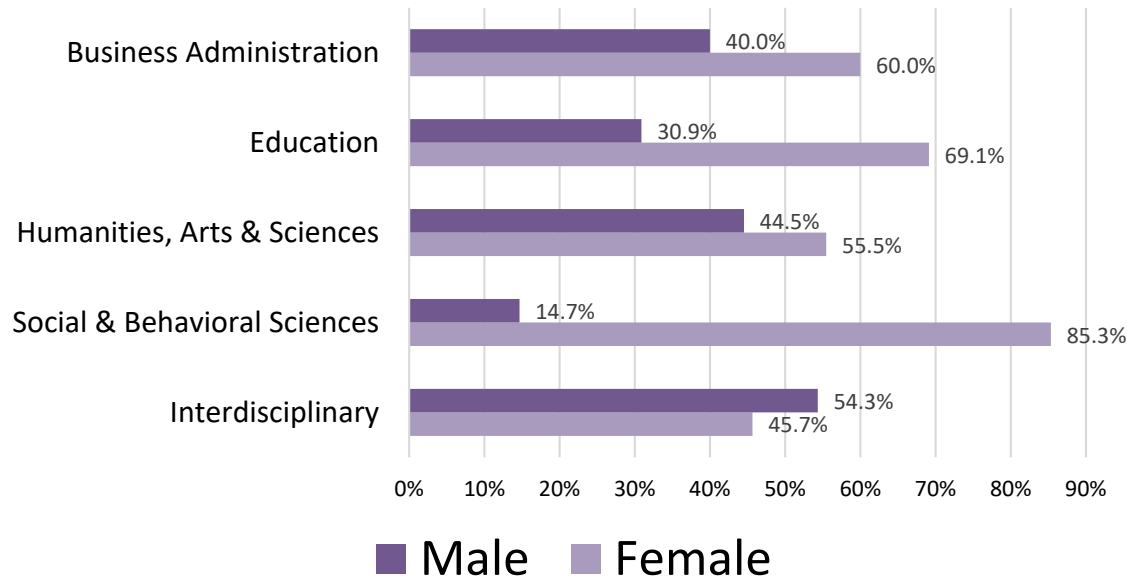


Respondent Demographics

Percentage of Respondents by Race/Ethnicity (N=392)

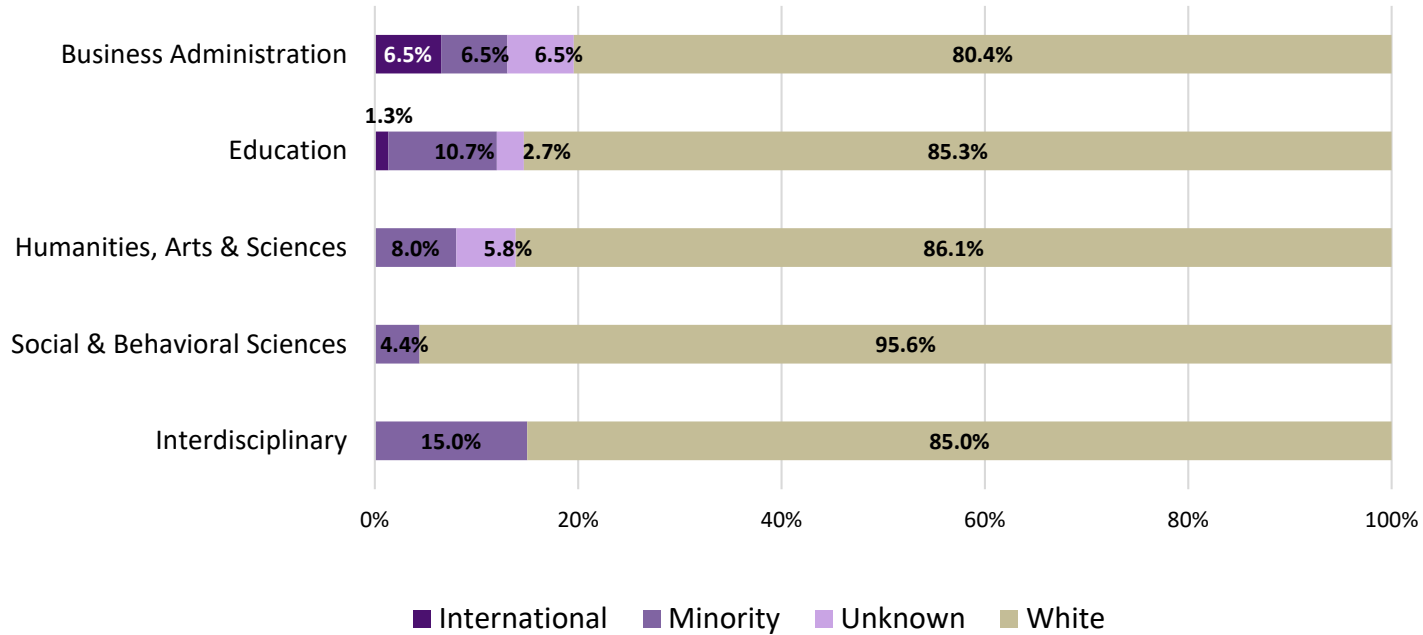


Gender by College



College	Female		Male	
	N	Percent	N	Percent
Business Administration	42	60.0%	50	40.0%
Education	64	69.1%	11	30.9%
Humanities, Arts & Sciences	76	55.5%	61	44.5%
Social & Behavioral Sciences	47	85.3%	21	14.7%
Interdisciplinary	12	45.7%	8	54.3%

Race/Ethnicity by College

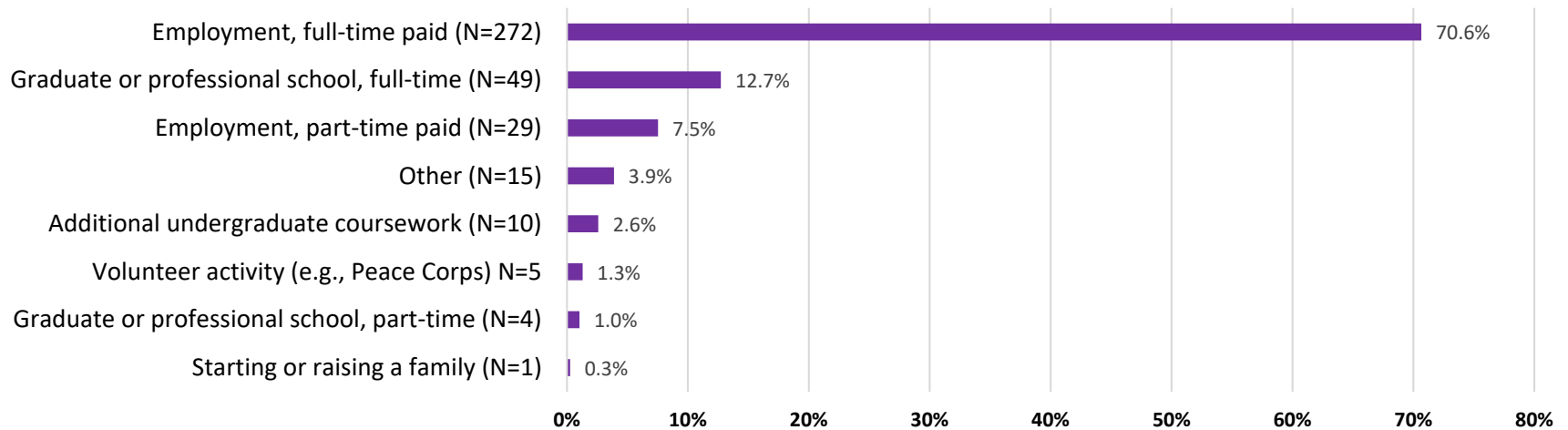


College	International		Minority		Unknown		White	
	N	Percent	N	Percent	N	Percent	N	Percent
Business Administration	6	6.5%	6	6.5%	6	6.5%	74	80.4%
Education	1	1.3%	8	10.7%	2	2.7%	64	85.3%
Humanities, Arts & Sciences	0	0.0%	11	8.0%	8	5.8%	118	86.1%
Social & Behavioral Sciences	0	0.0%	3	4.4%	0	0.0%	65	95.6%
Interdisciplinary	0	0.0%	3	15.0%	0	0.0%	17	85.0%

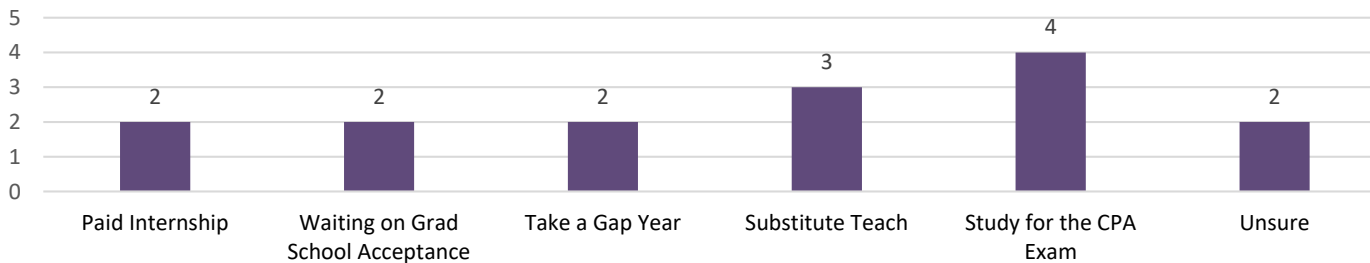
Post-Graduation Plans

What is most likely to be your principal activity upon graduation from UNI?

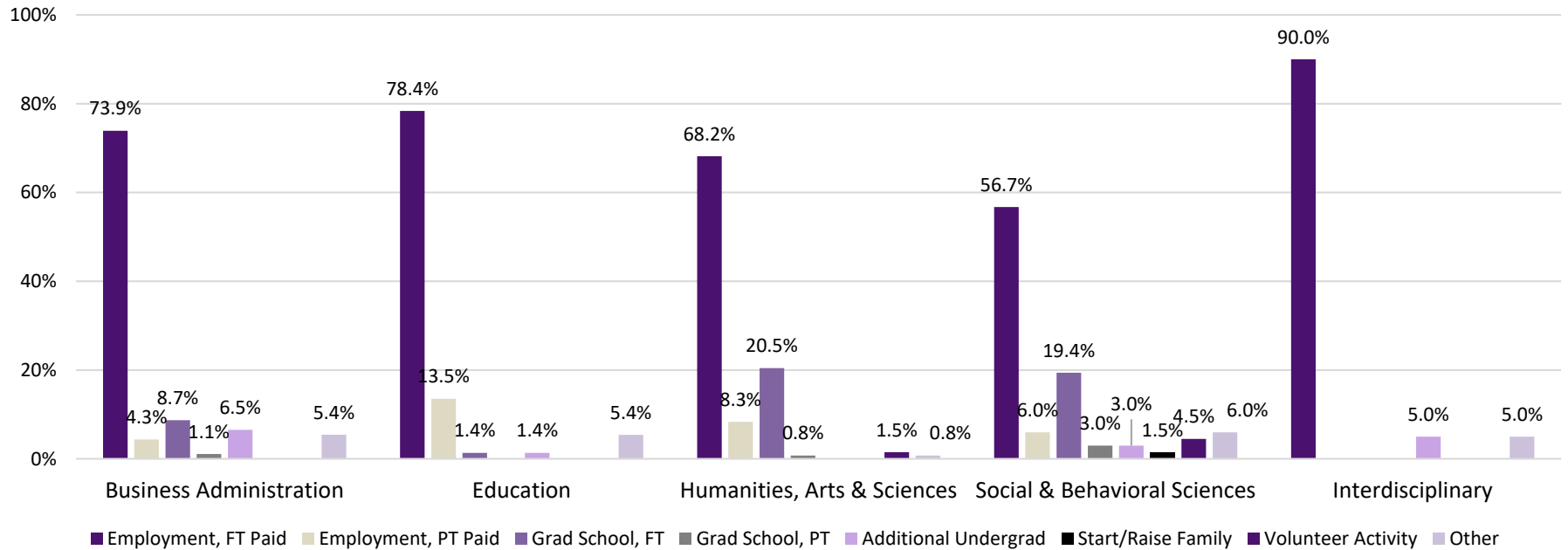
Principal Activity After Graduation Percent (N=385)



Other Responses (N=15)



Principal Activity by College

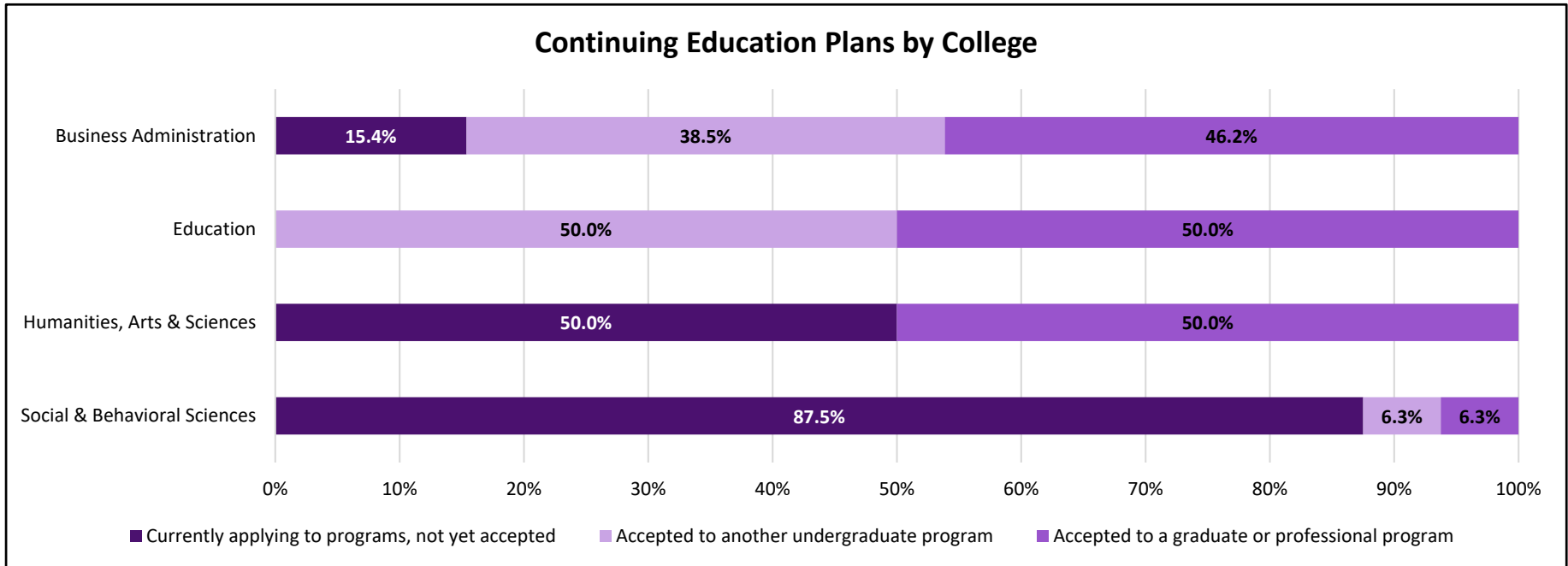


	Employment, FT Paid	Employment, PT Paid	Grad School, FT	Grad School, PT	Additional Undergrad	Start/Raise Family	Volunteer Activity	Other
College	N	N	N	N	N	N	N	N
Business Administration	68	4	8	1	6	0	0	5
Education	58	10	1	0	1	0	0	4
Humanities, Arts & Sciences	90	11	27	1	0	0	2	1
Social & Behavioral Sciences	38	4	13	2	2	1	3	4
Interdisciplinary	18	0	0	0	1	0	0	1



Continuing Education Plans

What are your continuing education plans?



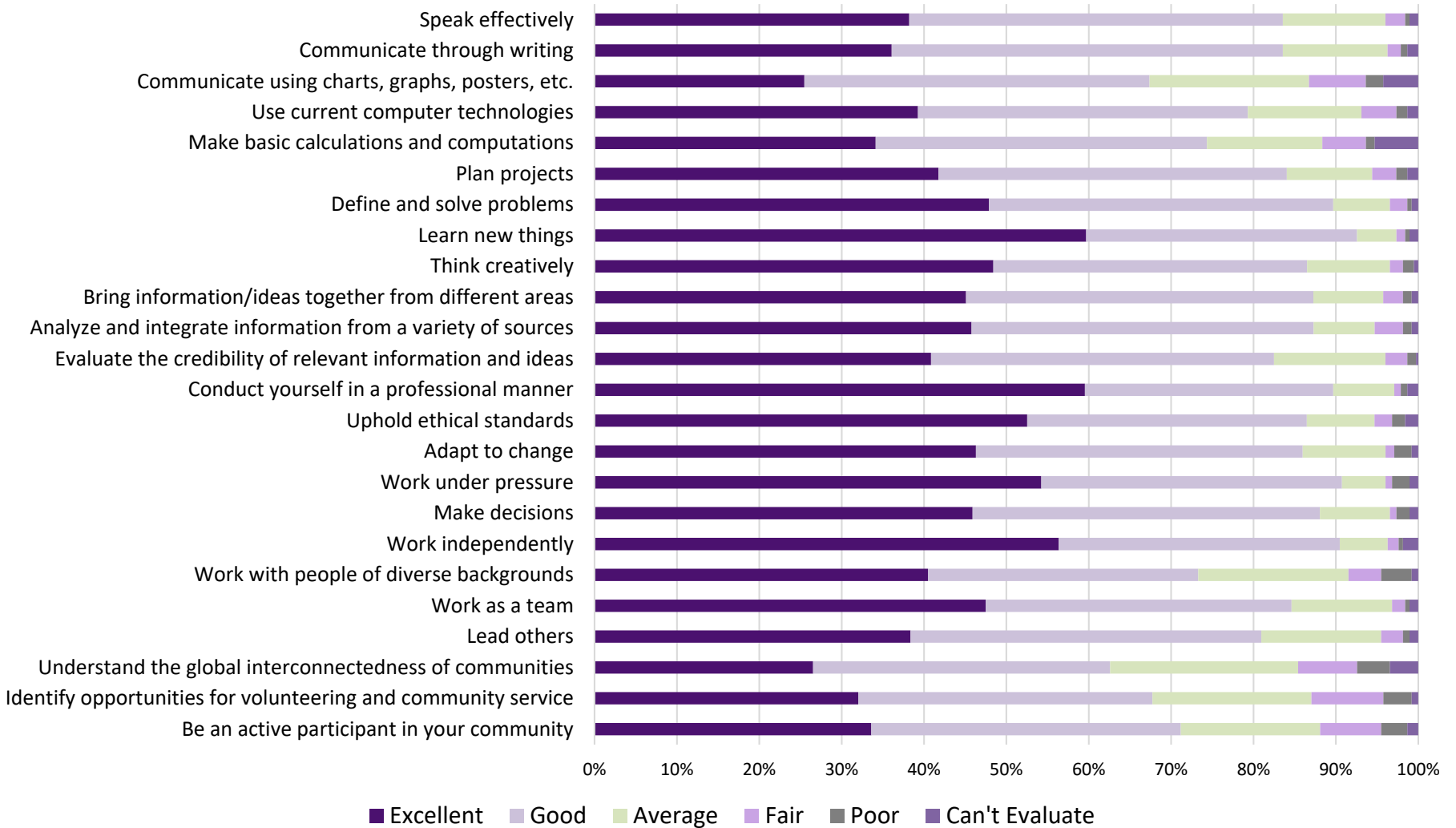
College	Accepted to a graduate or professional program	Accepted to another undergraduate program	Currently applying to programs, not yet accepted
Business Administration	6	5	2
Education	1	1	0
Humanities, Arts & Sciences	13	0	13
Social & Behavioral Sciences	1	1	14



Educational Experiences and Skills

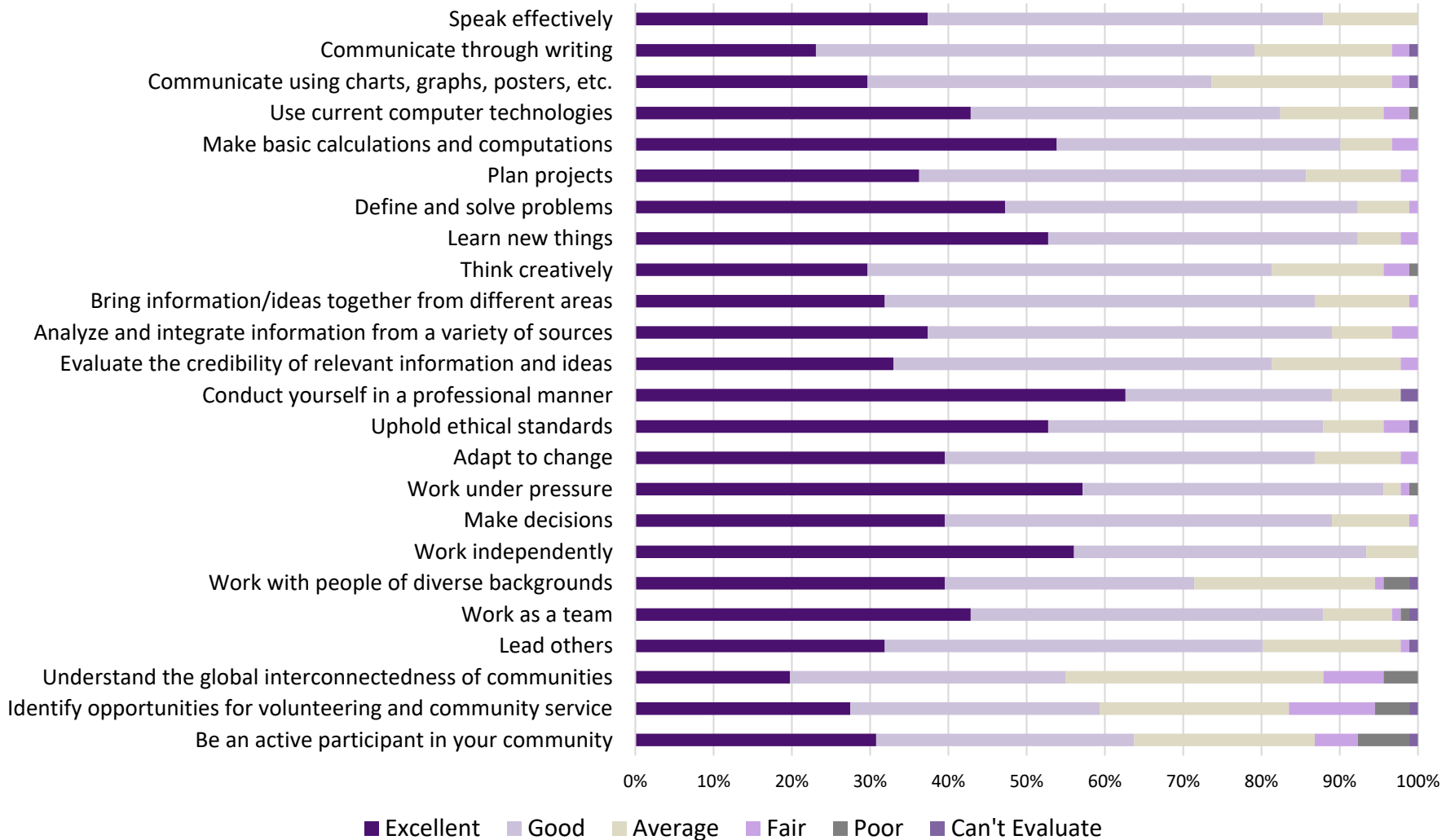


How well has UNI prepared you to: (N=377)



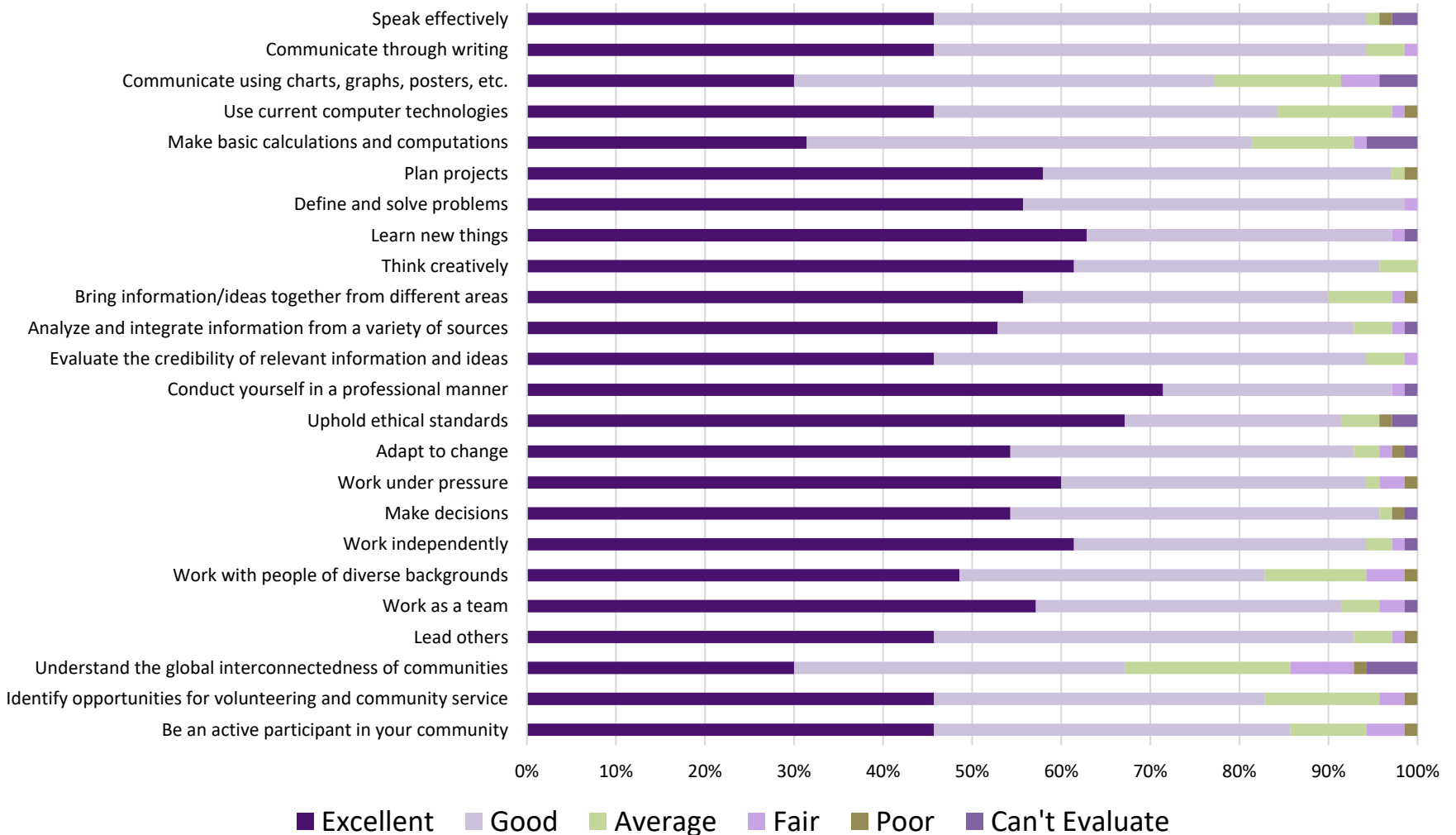
All Students	N	Excellent	Good	Average	Fair	Poor	Can't Evaluate	Mean Score
Speak effectively	377	38.2%	45.4%	12.5%	2.4%	0.5%	1.1%	4.20
Communicate through writing	377	36.1%	47.5%	12.7%	1.6%	0.8%	1.3%	4.18
Communicate using charts, graphs, posters, etc.	377	25.5%	41.9%	19.4%	6.9%	2.1%	4.2%	3.85
Use current computer technologies	377	39.3%	40.1%	13.8%	4.2%	1.3%	1.3%	4.13
Make basic calculations and computations	378	34.1%	40.2%	14.0%	5.3%	1.1%	5.3%	4.07
Plan projects	376	41.8%	42.3%	10.4%	2.9%	1.3%	1.3%	4.22
Define and solve problems	378	47.9%	41.8%	6.9%	2.1%	0.5%	0.8%	4.35
Learn new things	377	59.7%	32.9%	4.8%	1.1%	0.5%	1.1%	4.52
Think creatively	378	48.4%	38.1%	10.1%	1.6%	1.3%	0.5%	4.31
Bring information/ideas together from different areas	377	45.1%	42.2%	8.5%	2.4%	1.1%	0.8%	4.29
Analyze and integrate information from a variety of sources	378	45.8%	41.5%	7.4%	3.4%	1.1%	0.8%	4.29
Evaluate the credibility of relevant information and ideas	377	40.8%	41.6%	13.5%	2.7%	1.1%	0.3%	4.19
Conduct yourself in a professional manner	378	59.5%	30.2%	7.4%	0.8%	0.8%	1.3%	4.49
Uphold ethical standards	377	52.5%	34.0%	8.2%	2.1%	1.6%	1.6%	4.36
Adapt to change	378	46.3%	39.7%	10.1%	1.1%	2.1%	0.8%	4.28
Work under pressure	378	54.2%	36.5%	5.3%	0.8%	2.1%	1.1%	4.41
Make decisions	377	45.9%	42.2%	8.5%	0.8%	1.6%	1.1%	4.31
Work independently	378	56.3%	34.1%	5.8%	1.3%	0.5%	1.9%	4.47
Work with people of diverse backgrounds	378	40.5%	32.8%	18.3%	4.0%	3.7%	0.8%	4.03
Work as a team	377	47.5%	37.1%	12.2%	1.6%	0.5%	1.1%	4.31
Lead others	378	38.4%	42.6%	14.6%	2.6%	0.8%	1.1%	4.16
Understand the global interconnectedness of communities	377	26.5%	36.1%	22.8%	7.2%	4.0%	3.4%	3.77
Identify opportunities for volunteering and community service	378	32.0%	35.7%	19.3%	8.7%	3.4%	0.8%	3.85
Be an active participant in your community	378	33.6%	37.6%	16.9%	7.4%	3.2%	1.3%	3.92

CBA: Educational Experience & Skills Overall (N=91)



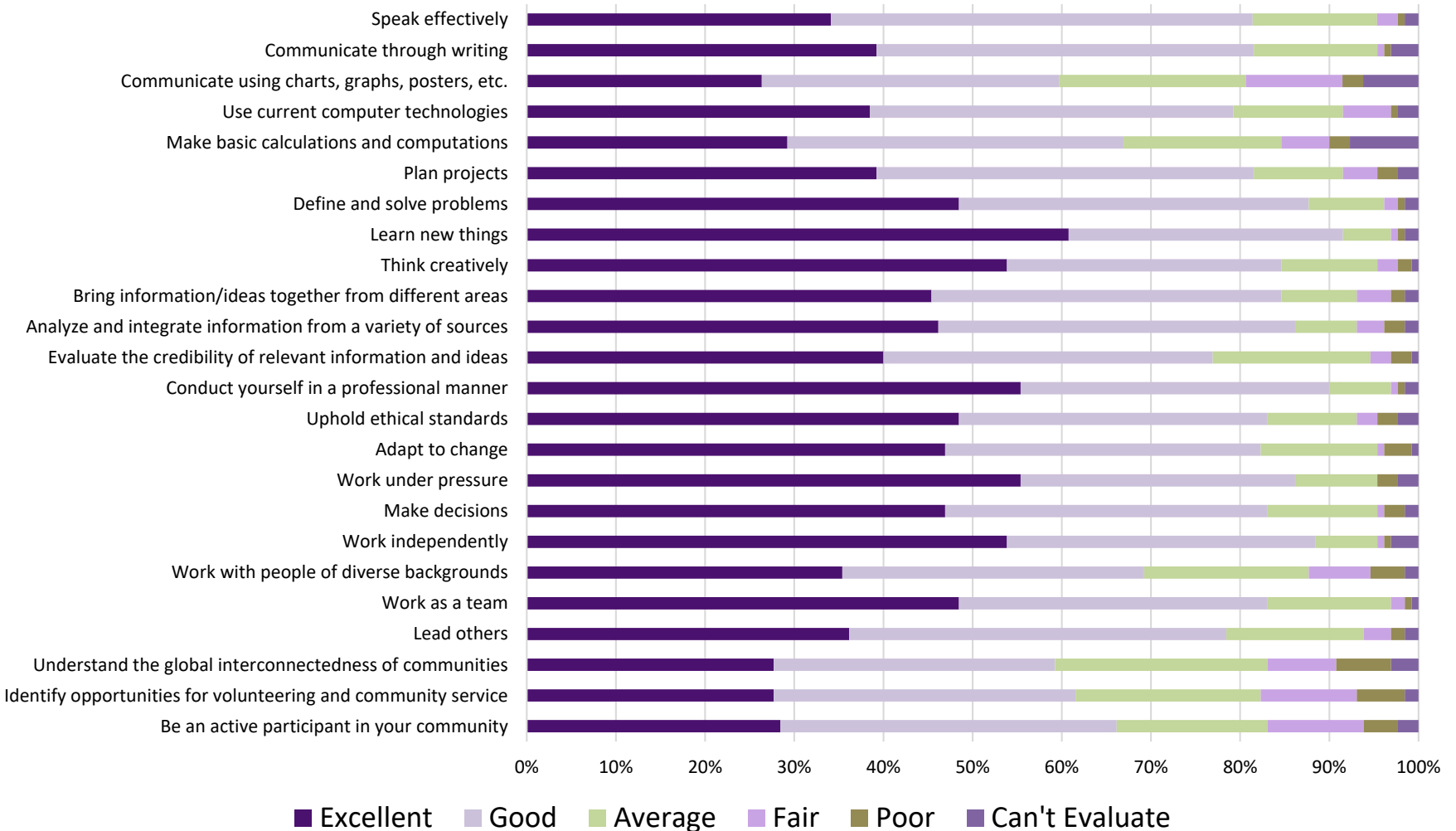
College of Business Administration	Total	Excellent	Good	Average	Fair	Poor	Can't Evaluate	Mean Score
Speak effectively	91	37.4%	50.5%	12.1%	0.0%	0.0%	0.0%	4.25
Communicate through writing	91	23.1%	56.0%	17.6%	2.2%	0.0%	1.1%	4.01
Communicate using charts, graphs, posters, etc.	91	29.7%	44.0%	23.1%	2.2%	0.0%	1.1%	4.02
Use current computer technologies	91	42.9%	39.6%	13.2%	3.3%	1.1%	0.0%	4.20
Make basic calculations and computations	91	53.8%	36.3%	6.6%	3.3%	0.0%	0.0%	4.41
Plan projects	91	36.3%	49.5%	12.1%	2.2%	0.0%	0.0%	4.20
Define and solve problems	91	47.3%	45.1%	6.6%	1.1%	0.0%	0.0%	4.38
Learn new things	91	52.7%	39.6%	5.5%	2.2%	0.0%	0.0%	4.43
Think creatively	91	29.7%	51.6%	14.3%	3.3%	1.1%	0.0%	4.05
Bring information/ideas together from different areas	91	31.9%	54.9%	12.1%	1.1%	0.0%	0.0%	4.18
Analyze and integrate information from a variety of sources	91	37.4%	51.6%	7.7%	3.3%	0.0%	0.0%	4.23
Evaluate the credibility of relevant information and ideas	91	33.0%	48.4%	16.5%	2.2%	0.0%	0.0%	4.12
Conduct yourself in a professional manner	91	62.6%	26.4%	8.8%	0.0%	0.0%	2.2%	4.55
Uphold ethical standards	91	52.7%	35.2%	7.7%	3.3%	0.0%	1.1%	4.39
Adapt to change	91	39.6%	47.3%	11.0%	2.2%	0.0%	0.0%	4.24
Work under pressure	91	57.1%	38.5%	2.2%	1.1%	1.1%	0.0%	4.49
Make decisions	91	39.6%	49.5%	9.9%	1.1%	0.0%	0.0%	4.27
Work independently	91	56.0%	37.4%	6.6%	0.0%	0.0%	0.0%	4.49
Work with people of diverse backgrounds	91	39.6%	31.9%	23.1%	1.1%	3.3%	1.1%	4.04
Work as a team	91	42.9%	45.1%	8.8%	1.1%	1.1%	1.1%	4.29
Lead others	91	31.9%	48.4%	17.6%	1.1%	0.0%	1.1%	4.12
Understand the global interconnectedness of communities	91	19.8%	35.2%	33.0%	7.7%	4.4%	0.0%	3.58
Identify opportunities for volunteering and community service	91	27.5%	31.9%	24.2%	11.0%	4.4%	1.1%	3.68
Be an active participant in your community	91	30.8%	33.0%	23.1%	5.5%	6.6%	1.1%	3.77

COE: Educational Experience & Skills Overall (N=70)



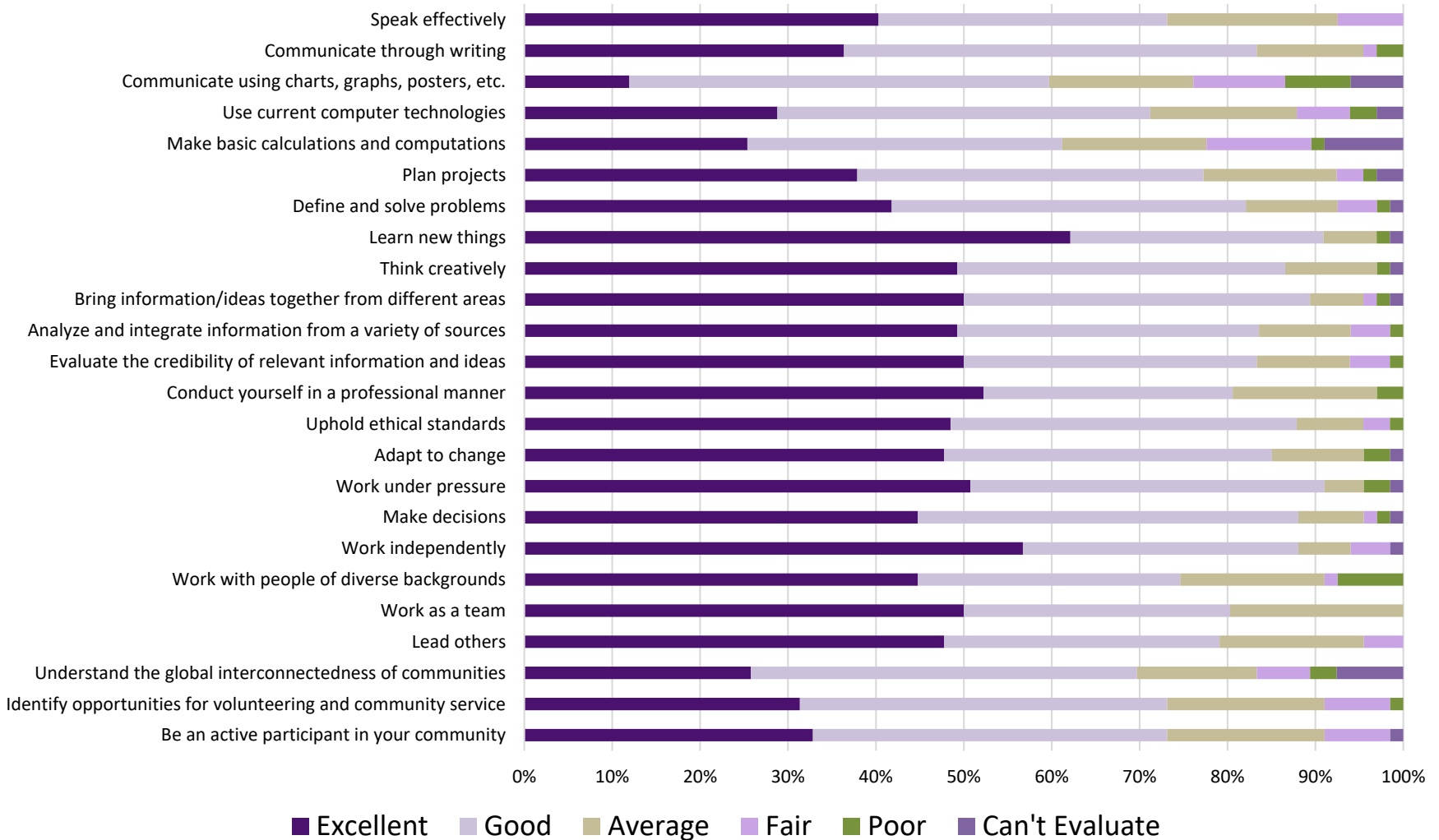
College of Education	Total	Excellent	Good	Average	Fair	Poor	Can't Evaluate	Mean Score
Speak effectively	70	45.7%	48.6%	1.4%	0.0%	1.4%	2.9%	4.41
Communicate through writing	70	45.7%	48.6%	4.3%	1.4%	0.0%	0.0%	4.39
Communicate using charts, graphs, posters, etc.	70	30.0%	47.1%	14.3%	4.3%	0.0%	4.3%	4.07
Use current computer technologies	70	45.7%	38.6%	12.9%	1.4%	1.4%	0.0%	4.26
Make basic calculations and computations	70	31.4%	50.0%	11.4%	1.4%	0.0%	5.7%	4.18
Plan projects	69	58.0%	39.1%	1.4%	0.0%	1.4%	0.0%	4.52
Define and solve problems	70	55.7%	42.9%	0.0%	1.4%	0.0%	0.0%	4.53
Learn new things	70	62.9%	34.3%	0.0%	1.4%	0.0%	1.4%	4.61
Think creatively	70	61.4%	34.3%	4.3%	0.0%	0.0%	0.0%	4.57
Bring information/ideas together from different areas	70	55.7%	34.3%	7.1%	1.4%	1.4%	0.0%	4.41
Analyze and integrate information from a variety of sources	70	52.9%	40.0%	4.3%	1.4%	0.0%	1.4%	4.46
Evaluate the credibility of relevant information and ideas	70	45.7%	48.6%	4.3%	1.4%	0.0%	0.0%	4.39
Conduct yourself in a professional manner	70	71.4%	25.7%	0.0%	1.4%	0.0%	1.4%	4.70
Uphold ethical standards	70	67.1%	24.3%	4.3%	0.0%	1.4%	2.9%	4.60
Adapt to change	70	54.3%	38.6%	2.9%	1.4%	1.4%	1.4%	4.45
Work under pressure	70	60.0%	34.3%	1.4%	2.9%	1.4%	0.0%	4.49
Make decisions	70	54.3%	41.4%	1.4%	0.0%	1.4%	1.4%	4.49
Work independently	70	61.4%	32.9%	2.9%	1.4%	0.0%	1.4%	4.57
Work with people of diverse backgrounds	70	48.6%	34.3%	11.4%	4.3%	1.4%	0.0%	4.24
Work as a team	70	57.1%	34.3%	4.3%	2.9%	0.0%	1.4%	4.48
Lead others	70	45.7%	47.1%	4.3%	1.4%	1.4%	0.0%	4.34
Understand the global interconnectedness of communities	70	30.0%	37.1%	18.6%	7.1%	1.4%	5.7%	3.92
Identify opportunities for volunteering and community service	70	45.7%	37.1%	12.9%	2.9%	1.4%	0.0%	4.23
Be an active participant in your community	70	45.7%	40.0%	8.6%	4.3%	1.4%	0.0%	4.24

CHAS: Educational Experience & Skills Overall (N=130)



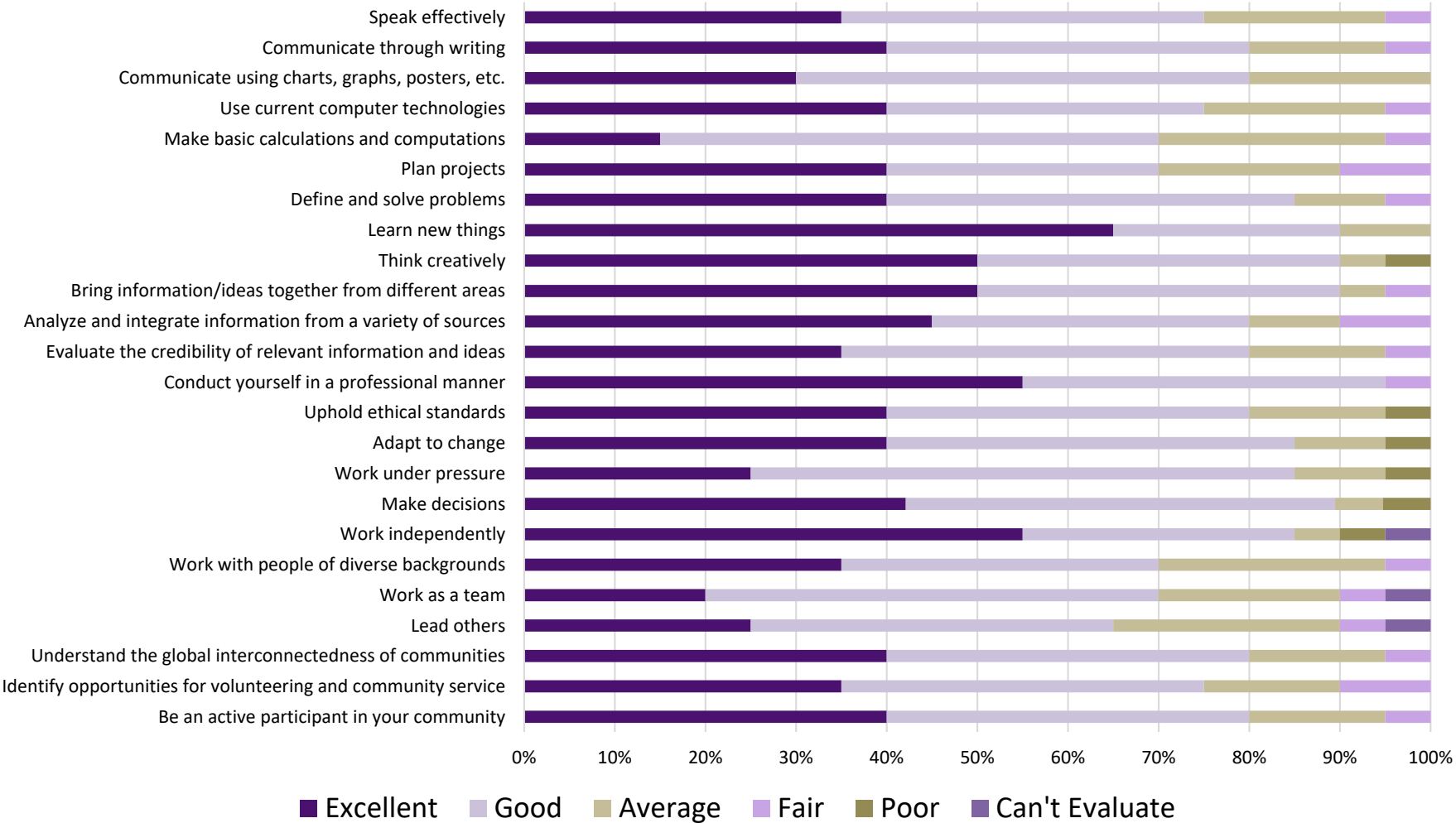
College of Humanities, Arts & Sciences	Total	Excellent	Good	Average	Fair	Poor	Can't Evaluate	Mean Score
	Count	Percent	Percent	Percent	Percent	Percent	Percent	Score
Speak effectively	129	34.1%	47.3%	14.0%	2.3%	0.8%	1.6%	4.13
Communicate through writing	130	39.2%	42.3%	13.8%	0.8%	0.8%	3.1%	4.22
Communicate using charts, graphs, posters, etc.	129	26.4%	33.3%	20.9%	10.9%	2.3%	6.2%	3.75
Use current computer technologies	130	38.5%	40.8%	12.3%	5.4%	0.8%	2.3%	4.13
Make basic calculations and computations	130	29.2%	37.7%	17.7%	5.4%	2.3%	7.7%	3.93
Plan projects	130	39.2%	42.3%	10.0%	3.8%	2.3%	2.3%	4.15
Define and solve problems	130	48.5%	39.2%	8.5%	1.5%	0.8%	1.5%	4.35
Learn new things	130	60.8%	30.8%	5.4%	0.8%	0.8%	1.5%	4.52
Think creatively	130	53.8%	30.8%	10.8%	2.3%	1.5%	0.8%	4.34
Bring information/ideas together from different areas	130	45.4%	39.2%	8.5%	3.8%	1.5%	1.5%	4.25
Analyze and integrate information from a variety of sources	130	46.2%	40.0%	6.9%	3.1%	2.3%	1.5%	4.27
Evaluate the credibility of relevant information and ideas	130	40.0%	36.9%	17.7%	2.3%	2.3%	0.8%	4.11
Conduct yourself in a professional manner	130	55.4%	34.6%	6.9%	0.8%	0.8%	1.5%	4.45
Uphold ethical standards	130	48.5%	34.6%	10.0%	2.3%	2.3%	2.3%	4.28
Adapt to change	130	46.9%	35.4%	13.1%	0.8%	3.1%	0.8%	4.23
Work under pressure	130	55.4%	30.8%	9.2%	0.0%	2.3%	2.3%	4.40
Make decisions	130	46.9%	36.2%	12.3%	0.8%	2.3%	1.5%	4.27
Work independently	130	53.8%	34.6%	6.9%	0.8%	0.8%	3.1%	4.44
Work with people of diverse backgrounds	130	35.4%	33.8%	18.5%	6.9%	3.8%	1.5%	3.91
Work as a team	130	48.5%	34.6%	13.8%	1.5%	0.8%	0.8%	4.29
Lead others	130	36.2%	42.3%	15.4%	3.1%	1.5%	1.5%	4.10
Understand the global interconnectedness of communities	130	27.7%	31.5%	23.8%	7.7%	6.2%	3.1%	3.69
Identify opportunities for volunteering and community service	130	27.7%	33.8%	20.8%	10.8%	5.4%	1.5%	3.69
Be an active participant in your community	130	28.5%	37.7%	16.9%	10.8%	3.8%	2.3%	3.78

CSBS: Educational Experience & Skills Overall (N=67)



College of Social & Behavioral Sciences	Total	Excellent	Good	Average	Fair	Poor	Can't Evaluate	Mean Score
Speak effectively	67	40.3%	32.8%	19.4%	7.5%	0.0%	0.0%	4.06
Communicate through writing	66	36.4%	47.0%	12.1%	1.5%	3.0%	0.0%	4.12
Communicate using charts, graphs, posters, etc.	67	11.9%	47.8%	16.4%	10.4%	7.5%	6.0%	3.49
Use current computer technologies	66	28.8%	42.4%	16.7%	6.1%	3.0%	3.0%	3.91
Make basic calculations and computations	67	25.4%	35.8%	16.4%	11.9%	1.5%	9.0%	3.79
Plan projects	66	37.9%	39.4%	15.2%	3.0%	1.5%	3.0%	4.13
Define and solve problems	67	41.8%	40.3%	10.4%	4.5%	1.5%	1.5%	4.18
Learn new things	66	62.1%	28.8%	6.1%	0.0%	1.5%	1.5%	4.52
Think creatively	67	49.3%	37.3%	10.4%	0.0%	1.5%	1.5%	4.35
Bring information/ideas together from different areas	66	50.0%	39.4%	6.1%	1.5%	1.5%	1.5%	4.37
Analyze and integrate information from a variety of sources	67	49.3%	34.3%	10.4%	4.5%	1.5%	0.0%	4.25
Evaluate the credibility of relevant information and ideas	66	50.0%	33.3%	10.6%	4.5%	1.5%	0.0%	4.26
Conduct yourself in a professional manner	67	52.2%	28.4%	16.4%	0.0%	3.0%	0.0%	4.27
Uphold ethical standards	66	48.5%	39.4%	7.6%	3.0%	1.5%	0.0%	4.30
Adapt to change	67	47.8%	37.3%	10.4%	0.0%	3.0%	1.5%	4.29
Work under pressure	67	50.7%	40.3%	4.5%	0.0%	3.0%	1.5%	4.38
Make decisions	67	44.8%	43.3%	7.5%	1.5%	1.5%	1.5%	4.30
Work independently	67	56.7%	31.3%	6.0%	4.5%	0.0%	1.5%	4.42
Work with people of diverse backgrounds	67	44.8%	29.9%	16.4%	1.5%	7.5%	0.0%	4.03
Work as a team	66	50.0%	30.3%	19.7%	0.0%	0.0%	0.0%	4.30
Lead others	67	47.8%	31.3%	16.4%	4.5%	0.0%	0.0%	4.22
Understand the global interconnectedness of communities	66	25.8%	43.9%	13.6%	6.1%	3.0%	7.6%	3.90
Identify opportunities for volunteering and community service	67	31.3%	41.8%	17.9%	7.5%	1.5%	0.0%	3.94
Be an active participant in your community	67	32.8%	40.3%	17.9%	7.5%	0.0%	1.5%	4.00

Interdisciplinary: Educational Experience & Skills Overall (N=20)

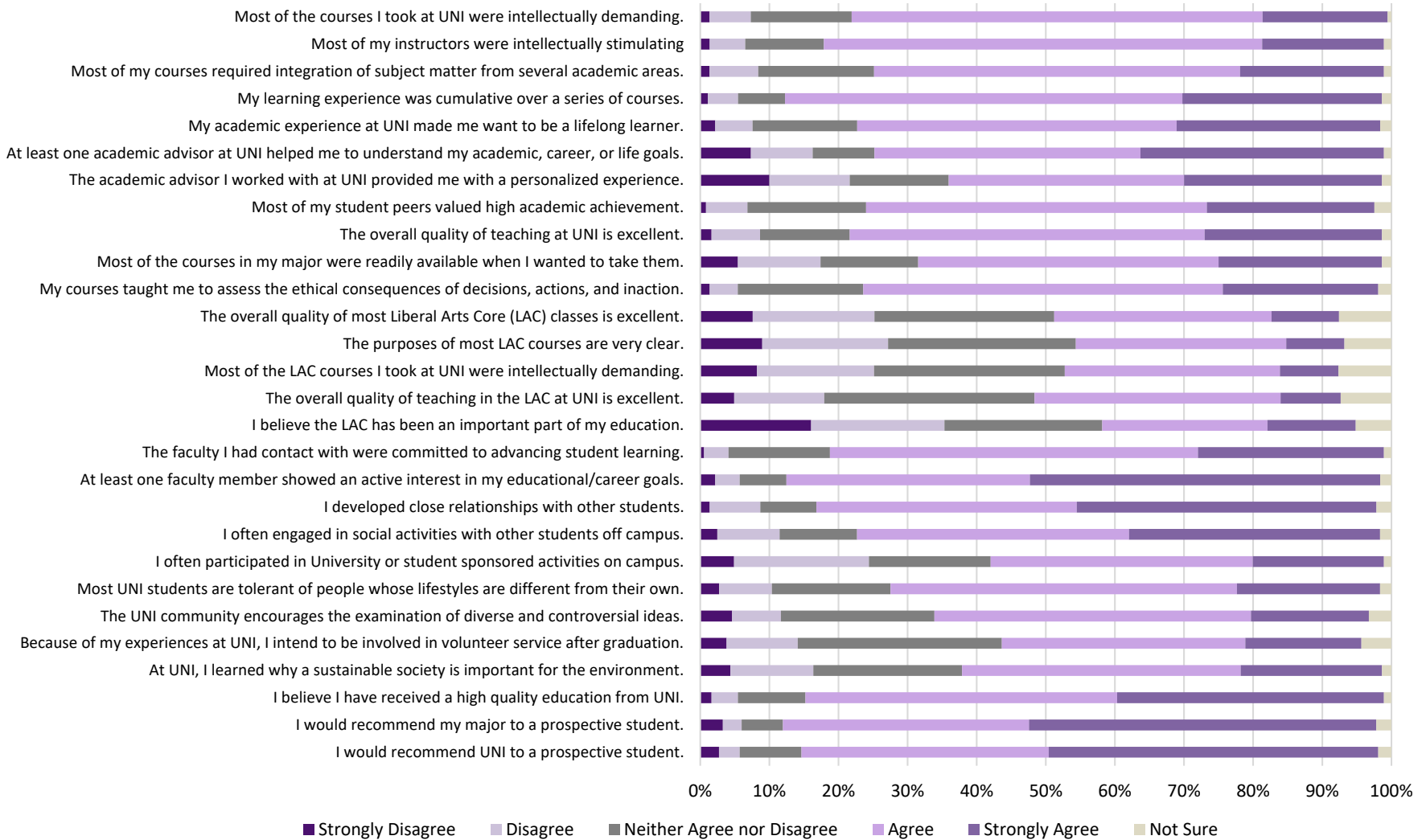


Interdisciplinary	Total	Excellent	Good	Average	Fair	Poor	Can't Evaluate	Mean Score
Speak effectively	20	35.0%	40.0%	20.0%	5.0%	0.0%	0.0%	4.05
Communicate through writing	20	40.0%	40.0%	15.0%	5.0%	0.0%	0.0%	4.15
Communicate using charts, graphs, posters, etc.	20	30.0%	50.0%	20.0%	0.0%	0.0%	0.0%	4.10
Use current computer technologies	20	40.0%	35.0%	20.0%	5.0%	0.0%	0.0%	4.10
Make basic calculations and computations	20	15.0%	55.0%	25.0%	5.0%	0.0%	0.0%	3.80
Plan projects	20	40.0%	30.0%	20.0%	10.0%	0.0%	0.0%	4.00
Define and solve problems	20	40.0%	45.0%	10.0%	5.0%	0.0%	0.0%	4.20
Learn new things	20	65.0%	25.0%	10.0%	0.0%	0.0%	0.0%	4.55
Think creatively	20	50.0%	40.0%	5.0%	0.0%	5.0%	0.0%	4.30
Bring information/ideas together from different areas	20	50.0%	40.0%	5.0%	5.0%	0.0%	0.0%	4.35
Analyze and integrate information from a variety of sources	20	45.0%	35.0%	10.0%	10.0%	0.0%	0.0%	4.15
Evaluate the credibility of relevant information and ideas	20	35.0%	45.0%	15.0%	5.0%	0.0%	0.0%	4.10
Conduct yourself in a professional manner	20	55.0%	40.0%	0.0%	5.0%	0.0%	0.0%	4.45
Uphold ethical standards	20	40.0%	40.0%	15.0%	0.0%	5.0%	0.0%	4.10
Adapt to change	20	40.0%	45.0%	10.0%	0.0%	5.0%	0.0%	4.15
Work under pressure	20	25.0%	60.0%	10.0%	0.0%	5.0%	0.0%	4.00
Make decisions	19	42.1%	47.4%	5.3%	0.0%	5.3%	0.0%	4.21
Work independently	20	55.0%	30.0%	5.0%	0.0%	5.0%	5.0%	4.37
Work with people of diverse backgrounds	20	35.0%	35.0%	25.0%	5.0%	0.0%	0.0%	4.00
Work as a team	20	20.0%	50.0%	20.0%	5.0%	0.0%	5.0%	3.89
Lead others	20	25.0%	40.0%	25.0%	5.0%	0.0%	5.0%	3.89
Understand the global interconnectedness of communities	20	40.0%	40.0%	15.0%	5.0%	0.0%	0.0%	4.15
Identify opportunities for volunteering and community service	20	35.0%	40.0%	15.0%	10.0%	0.0%	0.0%	4.00
Be an active participant in your community	20	40.0%	40.0%	15.0%	5.0%	0.0%	0.0%	4.15



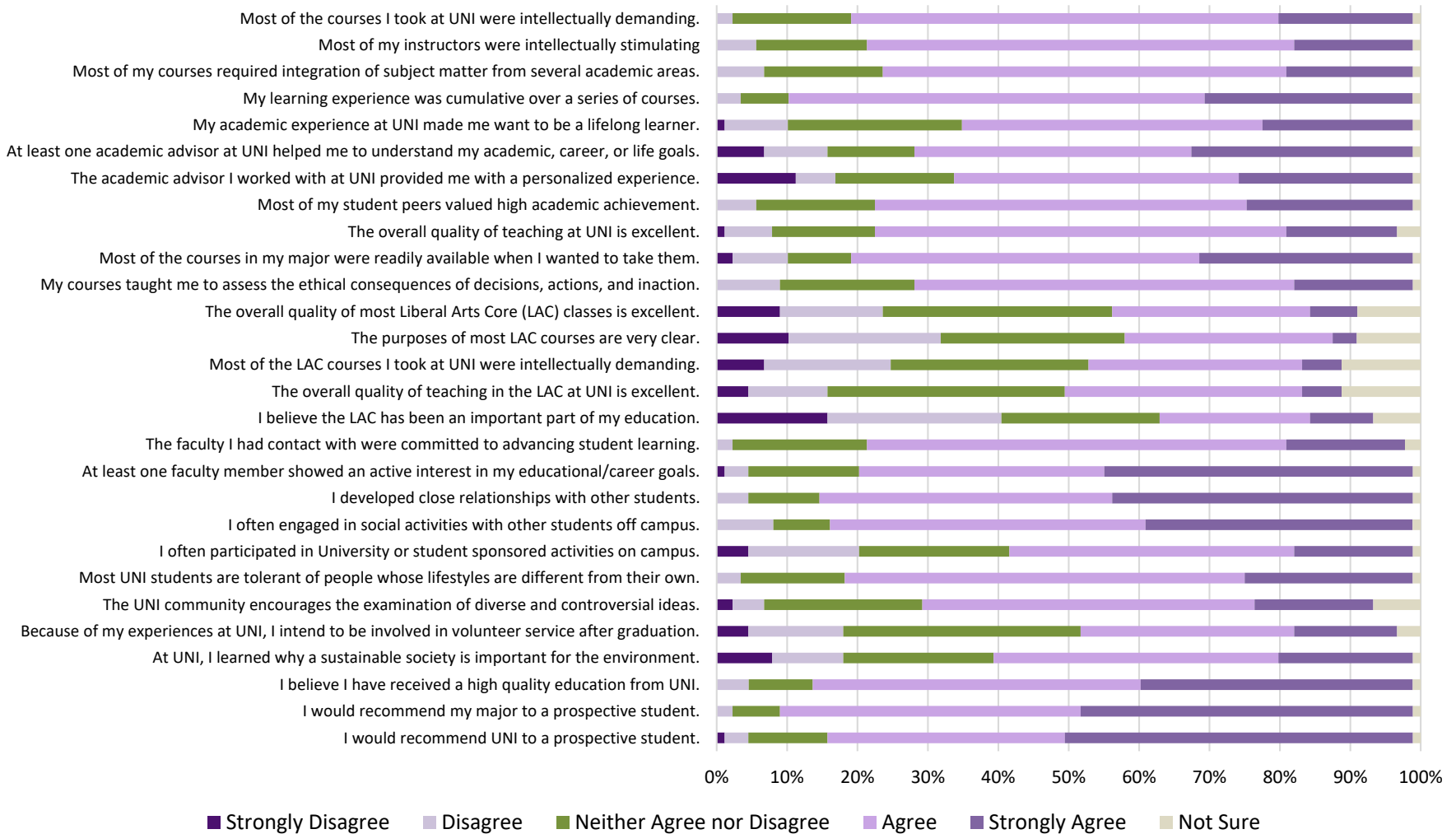
Academic and Social Environment

Extent to which graduates agree with the following (N=370):



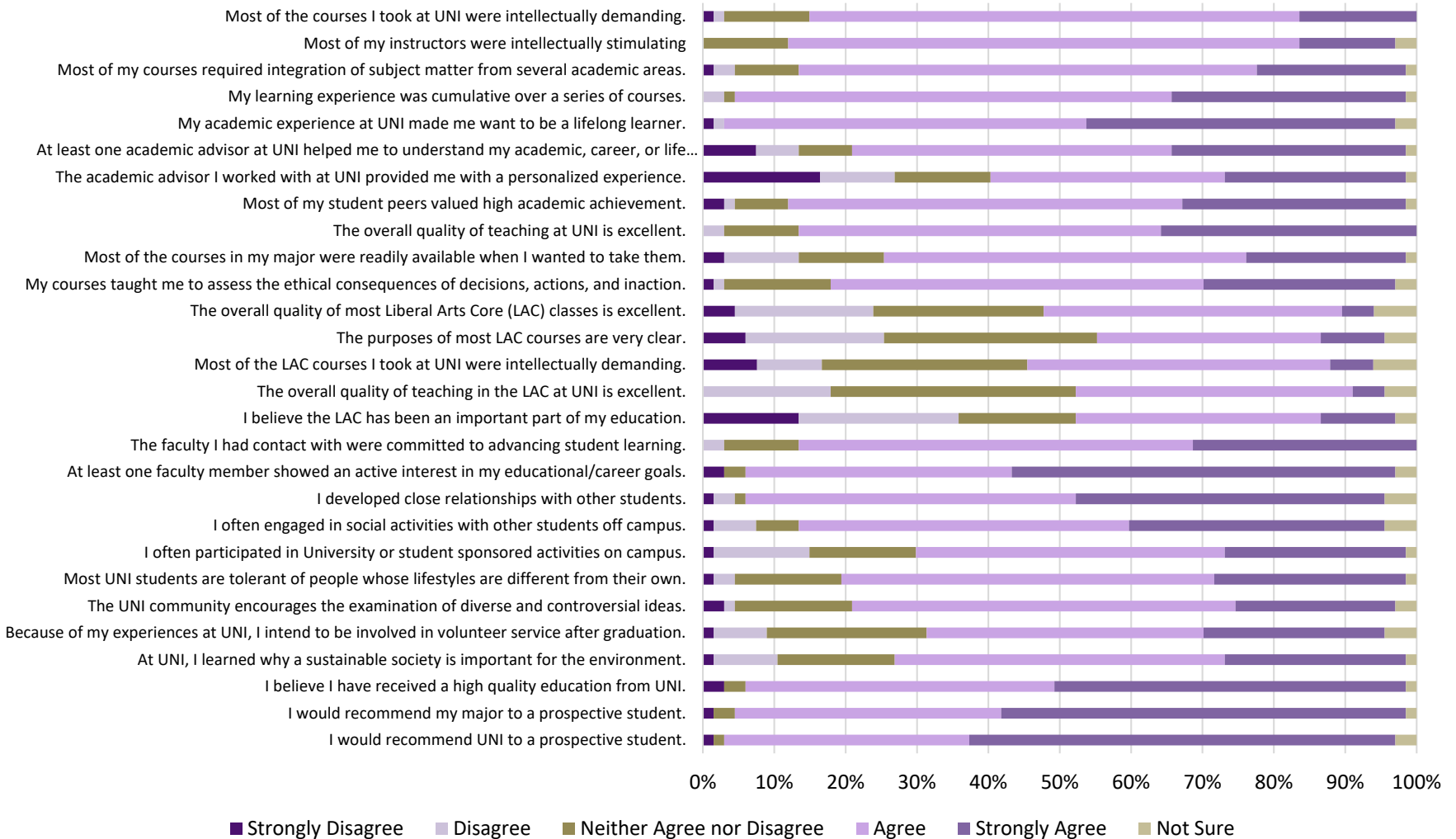
All Students	Total	Strongly Disagree	Disagree	Neither Agree nor Disagree	Agree	Strongly Agree	Not Sure	Mean Score
Most of the courses I took at UNI were intellectually demanding.	370	1.4%	5.9%	14.6%	59.5%	18.1%	0.5%	3.88
Most of my instructors were intellectually stimulating	369	1.4%	5.1%	11.4%	63.4%	17.6%	1.1%	3.92
Most of my courses required integration of subject matter from several academic areas.	370	1.4%	7.0%	16.8%	53.0%	20.8%	1.1%	3.86
My learning experience was cumulative over a series of courses.	367	1.1%	4.4%	6.8%	57.5%	28.9%	1.4%	4.10
My academic experience at UNI made me want to be a lifelong learner.	370	2.2%	5.4%	15.1%	46.2%	29.5%	1.6%	3.97
At least one academic advisor at UNI helped me to understand my academic, career, or life goals.	369	7.3%	8.9%	8.9%	38.5%	35.2%	1.1%	3.86
The academic advisor I worked with at UNI provided me with a personalized experience.	370	10.0%	11.6%	14.3%	34.1%	28.6%	1.4%	3.61
Most of my student peers valued high academic achievement.	367	0.8%	6.0%	17.2%	49.3%	24.3%	2.5%	3.92
The overall quality of teaching at UNI is excellent.	370	1.6%	7.0%	13.0%	51.4%	25.7%	1.4%	3.94
Most of the courses in my major were readily available when I wanted to take them.	368	5.4%	12.0%	14.1%	43.5%	23.6%	1.4%	3.69
My courses taught me to assess the ethical consequences of decisions, actions, and inaction.	369	1.4%	4.1%	18.2%	52.0%	22.5%	1.9%	3.92
The overall quality of most Liberal Arts Core (LAC) classes is excellent.	369	7.6%	17.6%	26.0%	31.4%	9.8%	7.6%	3.20
The purposes of most LAC courses are very clear.	368	9.0%	18.2%	27.2%	30.4%	8.4%	6.8%	3.12
Most of the LAC courses I took at UNI were intellectually demanding.	366	8.2%	16.9%	27.6%	31.1%	8.5%	7.7%	3.16
The overall quality of teaching in the LAC at UNI is excellent.	368	4.9%	13.0%	30.4%	35.6%	8.7%	7.3%	3.33
I believe the LAC has been an important part of my education.	368	16.0%	19.3%	22.8%	23.9%	12.8%	5.2%	2.98
The faculty I had contact with were committed to advancing student learning.	368	0.5%	3.5%	14.7%	53.3%	26.9%	1.1%	4.04
At least one faculty member showed an active interest in my educational/career goals.	369	2.2%	3.5%	6.8%	35.2%	50.7%	1.6%	4.31
I developed close relationships with other students.	369	1.4%	7.3%	8.1%	37.7%	43.4%	2.2%	4.17
I often engaged in social activities with other students off campus.	366	2.5%	9.0%	11.2%	39.3%	36.3%	1.6%	4.00
I often participated in University or student sponsored activities on campus.	369	4.9%	19.5%	17.6%	37.9%	19.0%	1.1%	3.47
Most UNI students are tolerant of people whose lifestyles are different from their own.	367	2.7%	7.6%	17.2%	50.1%	20.7%	1.6%	3.80
The UNI community encourages the examination of diverse and controversial ideas.	369	4.6%	7.0%	22.2%	45.8%	17.1%	3.3%	3.66
Because of my experiences at UNI, I intend to be involved in volunteer service after graduation.	369	3.8%	10.3%	29.5%	35.2%	16.8%	4.3%	3.53
At UNI, I learned why a sustainable society is important for the environment.	367	4.4%	12.0%	21.5%	40.3%	20.4%	1.4%	3.61
I believe I have received a high quality education from UNI.	368	1.6%	3.8%	9.8%	45.1%	38.6%	1.1%	4.16
I would recommend my major to a prospective student.	368	3.3%	2.7%	6.0%	35.6%	50.3%	2.2%	4.30
I would recommend UNI to a prospective student.	369	2.7%	3.0%	8.9%	35.8%	47.7%	1.9%	4.25

CBA: Academic & Social Environment (N=89)



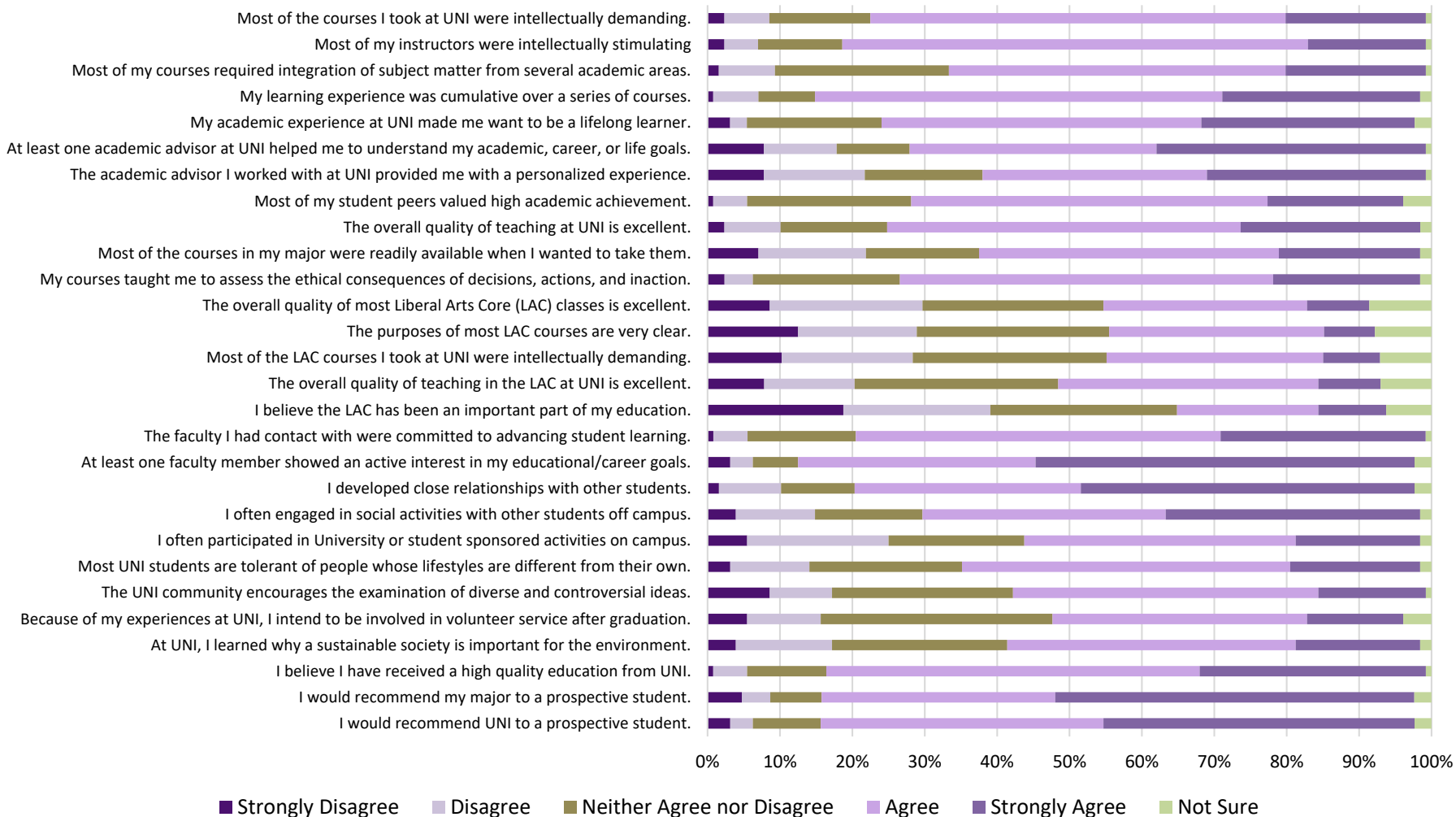
College of Business Administration	Total	Strongly Disagree	Disagree	Neither Agree nor Disagree	Agree	Strongly Agree	Not Sure	Mean Score
Most of the courses I took at UNI were intellectually demanding.	89	0.0%	2.2%	16.9%	60.7%	19.1%	1.1%	3.98
Most of my instructors were intellectually stimulating	89	0.0%	5.6%	15.7%	60.7%	16.9%	1.1%	3.90
Most of my courses required integration of subject matter from several academic areas.	89	0.0%	6.7%	16.9%	57.3%	18.0%	1.1%	3.88
My learning experience was cumulative over a series of courses.	88	0.0%	3.4%	6.8%	59.1%	29.5%	1.1%	4.16
My academic experience at UNI made me want to be a lifelong learner.	89	1.1%	9.0%	24.7%	42.7%	21.3%	1.1%	3.75
At least one academic advisor at UNI helped me to understand my academic, career, or life goals.	89	6.7%	9.0%	12.4%	39.3%	31.5%	1.1%	3.81
The academic advisor I worked with at UNI provided me with a personalized experience.	89	11.2%	5.6%	16.9%	40.4%	24.7%	1.1%	3.63
Most of my student peers valued high academic achievement.	89	0.0%	5.6%	16.9%	52.8%	23.6%	1.1%	3.95
The overall quality of teaching at UNI is excellent.	89	1.1%	6.7%	14.6%	58.4%	15.7%	3.4%	3.84
Most of the courses in my major were readily available when I wanted to take them.	89	2.2%	7.9%	9.0%	49.4%	30.3%	1.1%	3.99
My courses taught me to assess the ethical consequences of decisions, actions, and inaction.	89	0.0%	9.0%	19.1%	53.9%	16.9%	1.1%	3.80
The overall quality of most Liberal Arts Core (LAC) classes is excellent.	89	9.0%	14.6%	32.6%	28.1%	6.7%	9.0%	3.10
The purposes of most LAC courses are very clear.	88	10.2%	21.6%	26.1%	29.5%	3.4%	9.1%	2.94
Most of the LAC courses I took at UNI were intellectually demanding.	89	6.7%	18.0%	28.1%	30.3%	5.6%	11.2%	3.11
The overall quality of teaching in the LAC at UNI is excellent.	89	4.5%	11.2%	33.7%	33.7%	5.6%	11.2%	3.28
I believe the LAC has been an important part of my education.	89	15.7%	24.7%	22.5%	21.3%	9.0%	6.7%	2.82
The faculty I had contact with were committed to advancing student learning.	89	0.0%	2.2%	19.1%	59.6%	16.9%	2.2%	3.93
At least one faculty member showed an active interest in my educational/career goals.	89	1.1%	3.4%	15.7%	34.8%	43.8%	1.1%	4.18
I developed close relationships with other students.	89	0.0%	4.5%	10.1%	41.6%	42.7%	1.1%	4.24
I often engaged in social activities with other students off campus.	87	0.0%	8.0%	8.0%	44.8%	37.9%	1.1%	4.14
I often participated in University or student sponsored activities on campus.	89	4.5%	15.7%	21.3%	40.4%	16.9%	1.1%	3.50
Most UNI students are tolerant of people whose lifestyles are different from their own.	88	0.0%	3.4%	14.8%	56.8%	23.9%	1.1%	4.02
The UNI community encourages the examination of diverse and controversial ideas.	89	2.2%	4.5%	22.5%	47.2%	16.9%	6.7%	3.77
Because of my experiences at UNI, I intend to be involved in volunteer service after graduation.	89	4.5%	13.5%	33.7%	30.3%	14.6%	3.4%	3.38
At UNI, I learned why a sustainable society is important for the environment.	89	7.9%	10.1%	21.3%	40.4%	19.1%	1.1%	3.53
I believe I have received a high quality education from UNI.	88	0.0%	4.5%	9.1%	46.6%	38.6%	1.1%	4.21
I would recommend my major to a prospective student.	89	0.0%	2.2%	6.7%	42.7%	47.2%	1.1%	4.36
I would recommend UNI to a prospective student.	89	1.1%	3.4%	11.2%	33.7%	49.4%	1.1%	4.28

COE: Academic & Social Environment (N=67)



College of Education	Total	Strongly Disagree	Disagree	Neither Agree nor Disagree	Agree	Strongly Agree	Not Sure	Mean Score
Most of the courses I took at UNI were intellectually demanding.	67	1.5%	1.5%	11.9%	68.7%	16.4%	0.0%	3.97
Most of my instructors were intellectually stimulating	67	0.0%	0.0%	11.9%	71.6%	13.4%	3.0%	4.02
Most of my courses required integration of subject matter from several academic areas.	67	1.5%	3.0%	9.0%	64.2%	20.9%	1.5%	4.02
My learning experience was cumulative over a series of courses.	67	0.0%	3.0%	1.5%	61.2%	32.8%	1.5%	4.26
My academic experience at UNI made me want to be a lifelong learner.	67	1.5%	1.5%	0.0%	50.7%	43.3%	3.0%	4.37
At least one academic advisor at UNI helped me to understand my academic, career, or life goals.	67	7.5%	6.0%	7.5%	44.8%	32.8%	1.5%	3.91
The academic advisor I worked with at UNI provided me with a personalized experience.	67	16.4%	10.4%	13.4%	32.8%	25.4%	1.5%	3.41
Most of my student peers valued high academic achievement.	67	3.0%	1.5%	7.5%	55.2%	31.3%	1.5%	4.12
The overall quality of teaching at UNI is excellent.	67	0.0%	3.0%	10.4%	50.7%	35.8%	0.0%	4.19
Most of the courses in my major were readily available when I wanted to take them.	67	3.0%	10.4%	11.9%	50.7%	22.4%	1.5%	3.80
My courses taught me to assess the ethical consequences of decisions, actions, and inaction.	67	1.5%	1.5%	14.9%	52.2%	26.9%	3.0%	4.05
The overall quality of most Liberal Arts Core (LAC) classes is excellent.	67	4.5%	19.4%	23.9%	41.8%	4.5%	6.0%	3.24
The purposes of most LAC courses are very clear.	67	6.0%	19.4%	29.9%	31.3%	9.0%	4.5%	3.19
Most of the LAC courses I took at UNI were intellectually demanding.	66	7.6%	9.1%	28.8%	42.4%	6.1%	6.1%	3.32
The overall quality of teaching in the LAC at UNI is excellent.	67	0.0%	17.9%	34.3%	38.8%	4.5%	4.5%	3.31
I believe the LAC has been an important part of my education.	67	13.4%	22.4%	16.4%	34.3%	10.4%	3.0%	3.06
The faculty I had contact with were committed to advancing student learning.	67	0.0%	3.0%	10.4%	55.2%	31.3%	0.0%	4.15
At least one faculty member showed an active interest in my educational/career goals.	67	3.0%	0.0%	3.0%	37.3%	53.7%	3.0%	4.43
I developed close relationships with other students.	67	1.5%	3.0%	1.5%	46.3%	43.3%	4.5%	4.33
I often engaged in social activities with other students off campus.	67	1.5%	6.0%	6.0%	46.3%	35.8%	4.5%	4.14
I often participated in University or student sponsored activities on campus.	67	1.5%	13.4%	14.9%	43.3%	25.4%	1.5%	3.79
Most UNI students are tolerant of people whose lifestyles are different from their own.	67	1.5%	3.0%	14.9%	52.2%	26.9%	1.5%	4.02
The UNI community encourages the examination of diverse and controversial ideas.	67	3.0%	1.5%	16.4%	53.7%	22.4%	3.0%	3.94
Because of my experiences at UNI, I intend to be involved in volunteer service after graduation.	67	1.5%	7.5%	22.4%	38.8%	25.4%	4.5%	3.83
At UNI, I learned why a sustainable society is important for the environment.	67	1.5%	9.0%	16.4%	46.3%	25.4%	1.5%	3.86
I believe I have received a high quality education from UNI.	67	3.0%	0.0%	3.0%	43.3%	49.3%	1.5%	4.38
I would recommend my major to a prospective student.	67	1.5%	0.0%	3.0%	37.3%	56.7%	1.5%	4.50
I would recommend UNI to a prospective student.	67	1.5%	0.0%	1.5%	34.3%	59.7%	3.0%	4.55

CHAS: Academic & Social Environment (N=128)



College of Humanities, Arts & Sciences	Total	Strongly Disagree	Disagree	Neither Agree nor Disagree	Agree	Strongly Agree	Not Sure	Mean Score
Most of the courses I took at UNI were intellectually demanding.	129	2.3%	6.2%	14.0%	57.4%	19.4%	0.8%	3.86
Most of my instructors were intellectually stimulating	129	2.3%	4.7%	11.6%	64.3%	16.3%	0.8%	3.88
Most of my courses required integration of subject matter from several academic areas.	129	1.6%	7.8%	24.0%	46.5%	19.4%	0.8%	3.75
My learning experience was cumulative over a series of courses.	128	0.8%	6.3%	7.8%	56.3%	27.3%	1.6%	4.05
My academic experience at UNI made me want to be a lifelong learner.	129	3.1%	2.3%	18.6%	44.2%	29.5%	2.3%	3.97
At least one academic advisor at UNI helped me to understand my academic, career, or life goals.	129	7.8%	10.1%	10.1%	34.1%	37.2%	0.8%	3.84
The academic advisor I worked with at UNI provided me with a personalized experience.	129	7.8%	14.0%	16.3%	31.0%	30.2%	0.8%	3.63
Most of my student peers valued high academic achievement.	128	0.8%	4.7%	22.7%	49.2%	18.8%	3.9%	3.84
The overall quality of teaching at UNI is excellent.	129	2.3%	7.8%	14.7%	48.8%	24.8%	1.6%	3.87
Most of the courses in my major were readily available when I wanted to take them.	128	7.0%	14.8%	15.6%	41.4%	19.5%	1.6%	3.52
My courses taught me to assess the ethical consequences of decisions, actions, and inaction.	128	2.3%	3.9%	20.3%	51.6%	20.3%	1.6%	3.85
The overall quality of most Liberal Arts Core (LAC) classes is excellent.	128	8.6%	21.1%	25.0%	28.1%	8.6%	8.6%	3.08
The purposes of most LAC courses are very clear.	128	12.5%	16.4%	26.6%	29.7%	7.0%	7.8%	3.03
Most of the LAC courses I took at UNI were intellectually demanding.	127	10.2%	18.1%	26.8%	29.9%	7.9%	7.1%	3.08
The overall quality of teaching in the LAC at UNI is excellent.	128	7.8%	12.5%	28.1%	35.9%	8.6%	7.0%	3.27
I believe the LAC has been an important part of my education.	128	18.8%	20.3%	25.8%	19.5%	9.4%	6.3%	2.79
The faculty I had contact with were committed to advancing student learning.	127	0.8%	4.7%	15.0%	50.4%	28.3%	0.8%	4.02
At least one faculty member showed an active interest in my educational/career goals.	128	3.1%	3.1%	6.3%	32.8%	52.3%	2.3%	4.31
I developed close relationships with other students.	128	1.6%	8.6%	10.2%	31.3%	46.1%	2.3%	4.14
I often engaged in social activities with other students off campus.	128	3.9%	10.9%	14.8%	33.6%	35.2%	1.6%	3.87
I often participated in University or student sponsored activities on campus.	128	5.5%	19.5%	18.8%	37.5%	17.2%	1.6%	3.42
Most UNI students are tolerant of people whose lifestyles are different from their own.	128	3.1%	10.9%	21.1%	45.3%	18.0%	1.6%	3.65
The UNI community encourages the examination of diverse and controversial ideas.	128	8.6%	8.6%	25.0%	42.2%	14.8%	0.8%	3.46
Because of my experiences at UNI, I intend to be involved in volunteer service after graduation.	128	5.5%	10.2%	32.0%	35.2%	13.3%	3.9%	3.42
At UNI, I learned why a sustainable society is important for the environment.	128	3.9%	13.3%	24.2%	39.8%	17.2%	1.6%	3.54
I believe I have received a high quality education from UNI.	128	0.8%	4.7%	10.9%	51.6%	31.3%	0.8%	4.09
I would recommend my major to a prospective student.	127	4.7%	3.9%	7.1%	32.3%	49.6%	2.4%	4.21
I would recommend UNI to a prospective student.	128	3.1%	3.1%	9.4%	39.1%	43.0%	2.3%	4.18



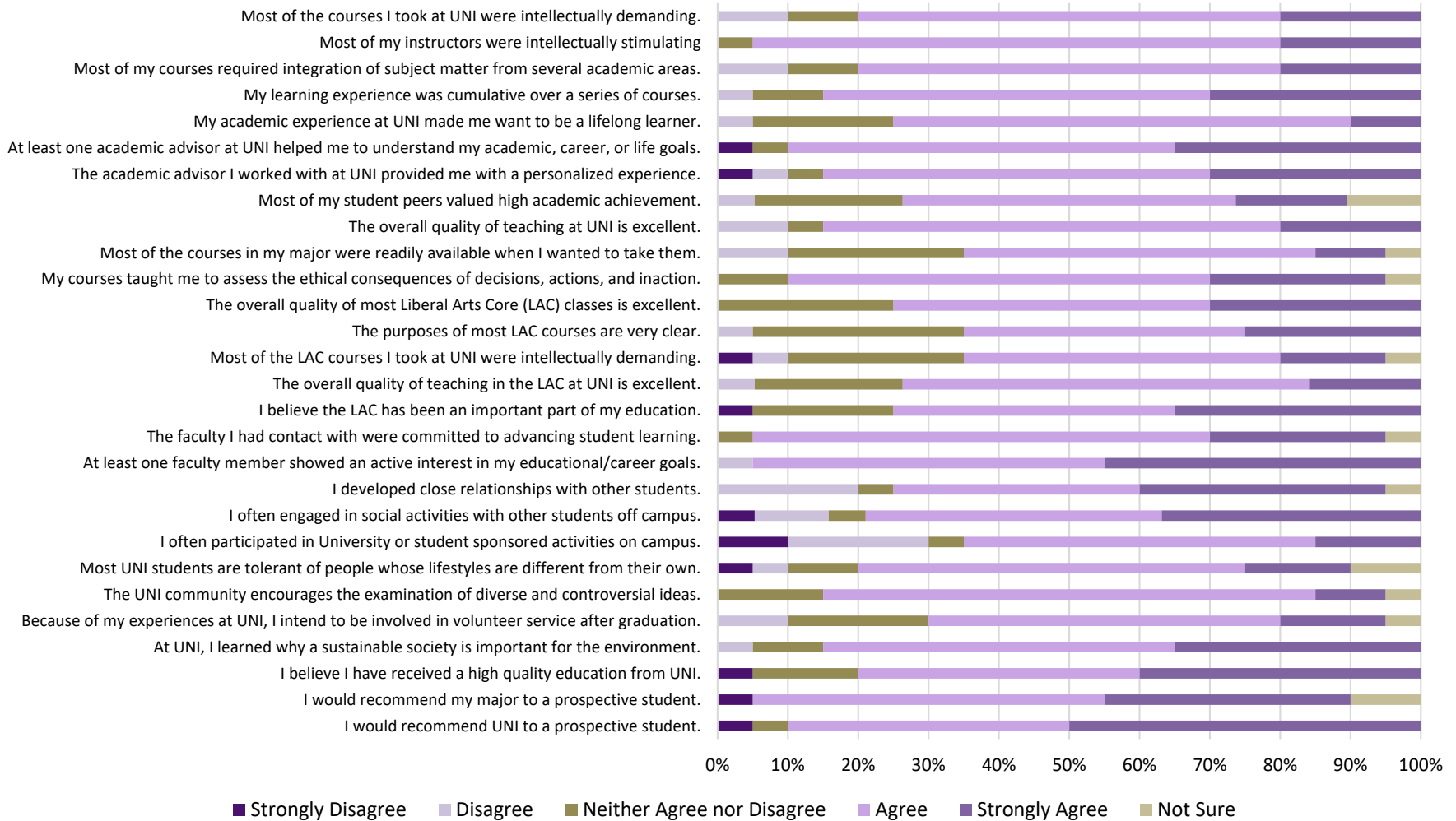
CSBS: Academic & Social Environment (N=64)



College of Social & Behavioral Sciences	Total	Strongly Disagree	Disagree	Neither Agree nor Disagree	Agree	Strongly Agree	Not Sure	Mean Score
Most of the courses I took at UNI were intellectually demanding.	65	1.5%	13.8%	16.9%	52.3%	15.4%	0.0%	3.66
Most of my instructors were intellectually stimulating	64	3.1%	12.5%	6.3%	53.1%	25.0%	0.0%	3.84
Most of my courses required integration of subject matter from several academic areas.	65	3.1%	9.2%	12.3%	46.2%	27.7%	1.5%	3.88
My learning experience was cumulative over a series of courses.	64	4.7%	3.1%	9.4%	54.7%	26.6%	1.6%	3.97
My academic experience at UNI made me want to be a lifelong learner.	65	3.1%	10.8%	9.2%	44.6%	32.3%	0.0%	3.92
At least one academic advisor at UNI helped me to understand my academic, career, or life goals.	64	7.8%	12.5%	4.7%	34.4%	39.1%	1.6%	3.86
The academic advisor I worked with at UNI provided me with a personalized experience.	65	7.7%	18.5%	10.8%	26.2%	33.8%	3.1%	3.62
Most of my student peers valued high academic achievement.	64	0.0%	14.1%	15.6%	39.1%	31.3%	0.0%	3.88
The overall quality of teaching at UNI is excellent.	65	3.1%	9.2%	12.3%	43.1%	32.3%	0.0%	3.92
Most of the courses in my major were readily available when I wanted to take them.	64	10.9%	14.1%	17.2%	29.7%	28.1%	0.0%	3.50
My courses taught me to assess the ethical consequences of decisions, actions, and inaction.	65	1.5%	1.5%	18.5%	47.7%	29.2%	1.5%	4.03
The overall quality of most Liberal Arts Core (LAC) classes is excellent.	65	9.2%	18.5%	21.5%	27.7%	15.4%	7.7%	3.23
The purposes of most LAC courses are very clear.	65	6.2%	20.0%	26.2%	29.2%	12.3%	6.2%	3.23
Most of the LAC courses I took at UNI were intellectually demanding.	64	7.8%	25.0%	28.1%	18.8%	14.1%	6.3%	3.07
The overall quality of teaching in the LAC at UNI is excellent.	65	6.2%	13.8%	29.2%	27.7%	15.4%	7.7%	3.35
I believe the LAC has been an important part of my education.	64	17.2%	12.5%	25.0%	20.3%	20.3%	4.7%	3.15
The faculty I had contact with were committed to advancing student learning.	65	1.5%	4.6%	15.4%	44.6%	33.8%	0.0%	4.05
At least one faculty member showed an active interest in my educational/career goals.	65	1.5%	7.7%	1.5%	33.8%	55.4%	0.0%	4.34
I developed close relationships with other students.	65	3.1%	9.2%	9.2%	36.9%	41.5%	0.0%	4.05
I often engaged in social activities with other students off campus.	65	3.1%	9.2%	15.4%	35.4%	36.9%	0.0%	3.94
I often participated in University or student sponsored activities on campus.	65	6.2%	30.8%	16.9%	26.2%	20.0%	0.0%	3.23
Most UNI students are tolerant of people whose lifestyles are different from their own.	64	6.3%	12.5%	17.2%	46.9%	17.2%	0.0%	3.56
The UNI community encourages the examination of diverse and controversial ideas.	65	3.1%	15.4%	24.6%	35.4%	18.5%	3.1%	3.52
Because of my experiences at UNI, I intend to be involved in volunteer service after graduation.	65	3.1%	9.2%	29.2%	33.8%	18.5%	6.2%	3.59
At UNI, I learned why a sustainable society is important for the environment.	63	4.8%	17.5%	25.4%	31.7%	19.0%	1.6%	3.44
I believe I have received a high quality education from UNI.	65	3.1%	6.2%	13.8%	33.8%	41.5%	1.5%	4.06
I would recommend my major to a prospective student.	65	6.2%	4.6%	7.7%	26.2%	53.8%	1.5%	4.19
I would recommend UNI to a prospective student.	65	4.6%	6.2%	13.8%	32.3%	41.5%	1.5%	4.02



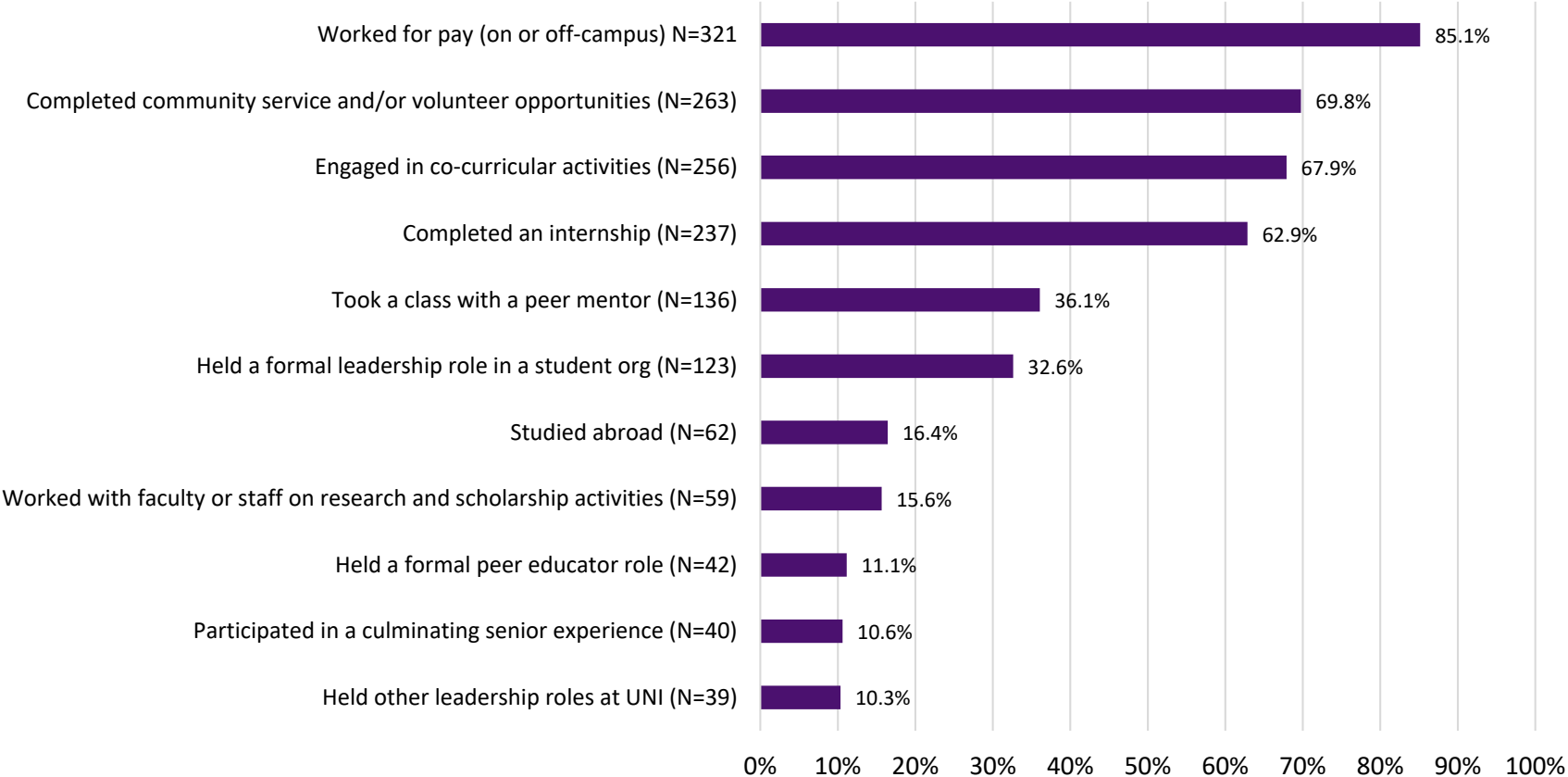
Interdisciplinary: Academic & Social (N=20)



Interdisciplinary	Total	Strongly Disagree	Disagree	Neither Agree nor Disagree	Agree	Strongly Agree	Not Sure	Mean Score
Most of the courses I took at UNI were intellectually demanding.	20	0.0%	10.0%	10.0%	60.0%	20.0%	0.0%	3.90
Most of my instructors were intellectually stimulating	20	0.0%	0.0%	5.0%	75.0%	20.0%	0.0%	4.15
Most of my courses required integration of subject matter from several academic areas.	20	0.0%	10.0%	10.0%	60.0%	20.0%	0.0%	3.90
My learning experience was cumulative over a series of courses.	20	0.0%	5.0%	10.0%	55.0%	30.0%	0.0%	4.10
My academic experience at UNI made me want to be a lifelong learner.	20	0.0%	5.0%	20.0%	65.0%	10.0%	0.0%	3.80
At least one academic advisor at UNI helped me to understand my academic, career, or life goals.	20	5.0%	0.0%	5.0%	55.0%	35.0%	0.0%	4.15
The academic advisor I worked with at UNI provided me with a personalized experience.	20	5.0%	5.0%	5.0%	55.0%	30.0%	0.0%	4.00
Most of my student peers valued high academic achievement.	19	0.0%	5.3%	21.1%	47.4%	15.8%	10.5%	3.82
The overall quality of teaching at UNI is excellent.	20	0.0%	10.0%	5.0%	65.0%	20.0%	0.0%	3.95
Most of the courses in my major were readily available when I wanted to take them.	20	0.0%	10.0%	25.0%	50.0%	10.0%	5.0%	3.63
My courses taught me to assess the ethical consequences of decisions, actions, and inaction.	20	0.0%	0.0%	10.0%	60.0%	25.0%	5.0%	4.16
The overall quality of most Liberal Arts Core (LAC) classes is excellent.	20	0.0%	0.0%	25.0%	45.0%	30.0%	0.0%	4.05
The purposes of most LAC courses are very clear.	20	0.0%	5.0%	30.0%	40.0%	25.0%	0.0%	3.85
Most of the LAC courses I took at UNI were intellectually demanding.	20	5.0%	5.0%	25.0%	45.0%	15.0%	5.0%	3.63
The overall quality of teaching in the LAC at UNI is excellent.	19	0.0%	5.3%	21.1%	57.9%	15.8%	0.0%	3.84
I believe the LAC has been an important part of my education.	20	5.0%	0.0%	20.0%	40.0%	35.0%	0.0%	4.00
The faculty I had contact with were committed to advancing student learning.	20	0.0%	0.0%	5.0%	65.0%	25.0%	5.0%	4.21
At least one faculty member showed an active interest in my educational/career goals.	20	0.0%	5.0%	0.0%	50.0%	45.0%	0.0%	4.35
I developed close relationships with other students.	20	0.0%	20.0%	5.0%	35.0%	35.0%	5.0%	3.89
I often engaged in social activities with other students off campus.	19	5.3%	10.5%	5.3%	42.1%	36.8%	0.0%	3.95
I often participated in University or student sponsored activities on campus.	20	10.0%	20.0%	5.0%	50.0%	15.0%	0.0%	3.40
Most UNI students are tolerant of people whose lifestyles are different from their own.	20	5.0%	5.0%	10.0%	55.0%	15.0%	10.0%	3.78
The UNI community encourages the examination of diverse and controversial ideas.	20	0.0%	0.0%	15.0%	70.0%	10.0%	5.0%	3.95
Because of my experiences at UNI, I intend to be involved in volunteer service after graduation.	20	0.0%	10.0%	20.0%	50.0%	15.0%	5.0%	3.74
At UNI, I learned why a sustainable society is important for the environment.	20	0.0%	5.0%	10.0%	50.0%	35.0%	0.0%	4.15
I believe I have received a high quality education from UNI.	20	5.0%	0.0%	15.0%	40.0%	40.0%	0.0%	4.10
I would recommend my major to a prospective student.	20	5.0%	0.0%	0.0%	50.0%	35.0%	10.0%	4.22
I would recommend UNI to a prospective student.	20	5.0%	0.0%	5.0%	40.0%	50.0%	0.0%	4.30

96.2% (377 out of 392) responded to the question “please select all of the following you have done during your time at UNI.”

Other Activities

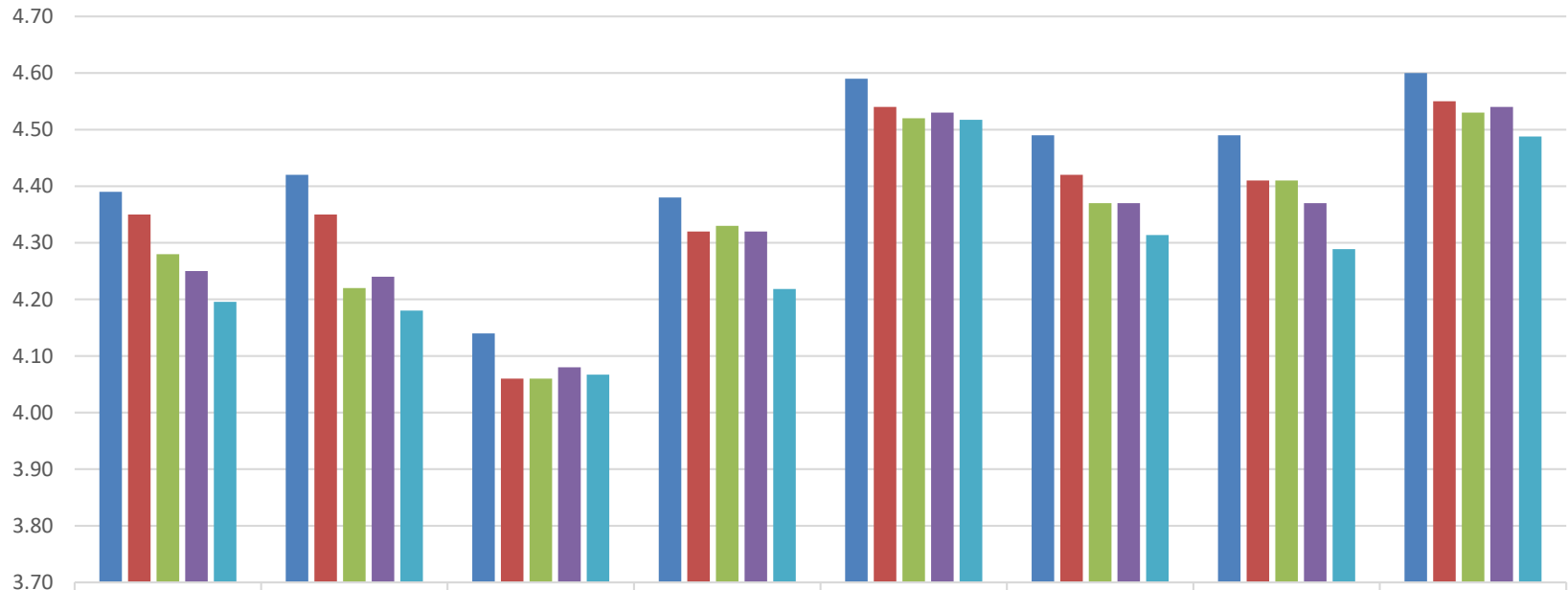




Comparison Across the Years



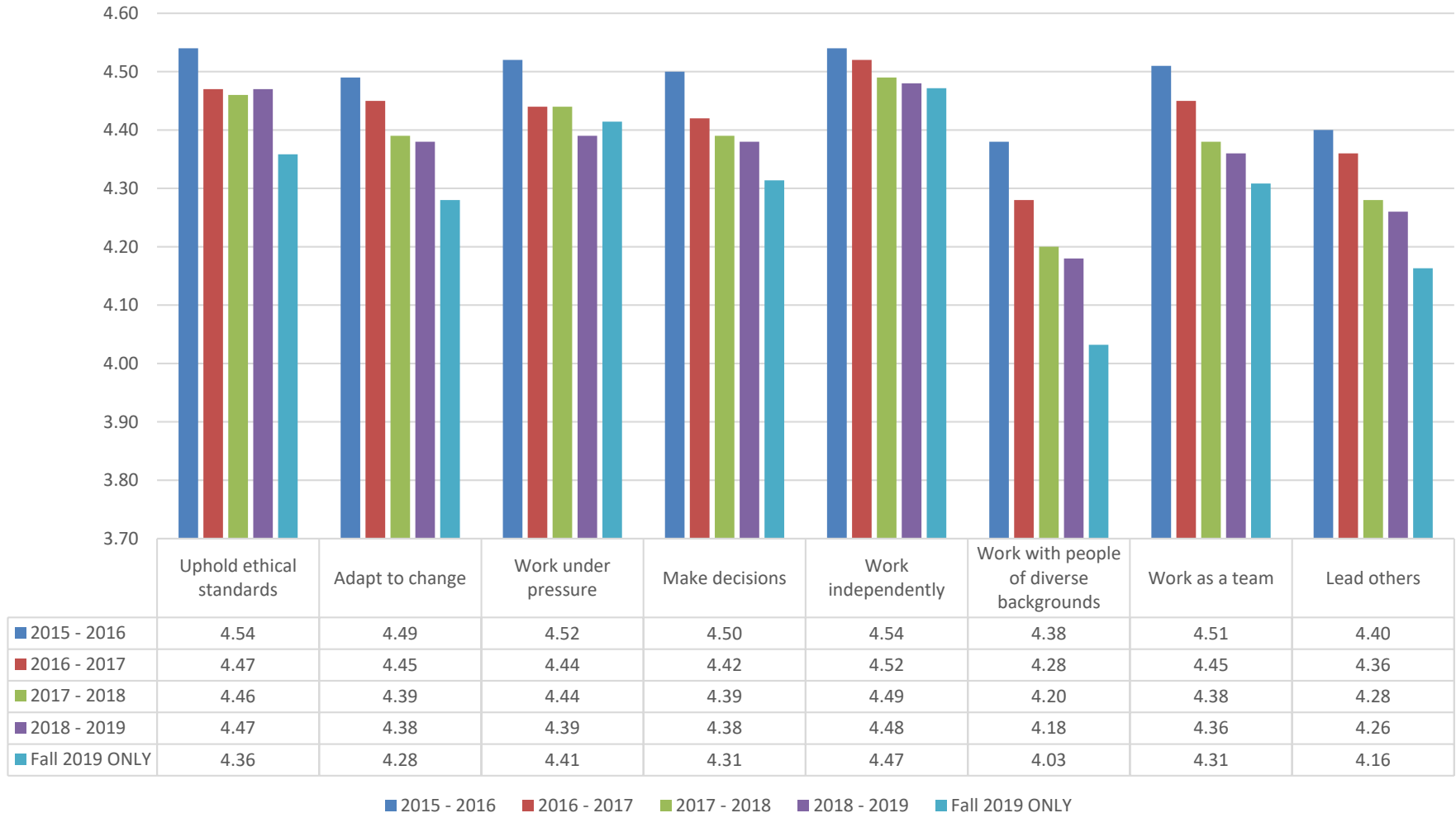
How well has UNI prepared you for the following:



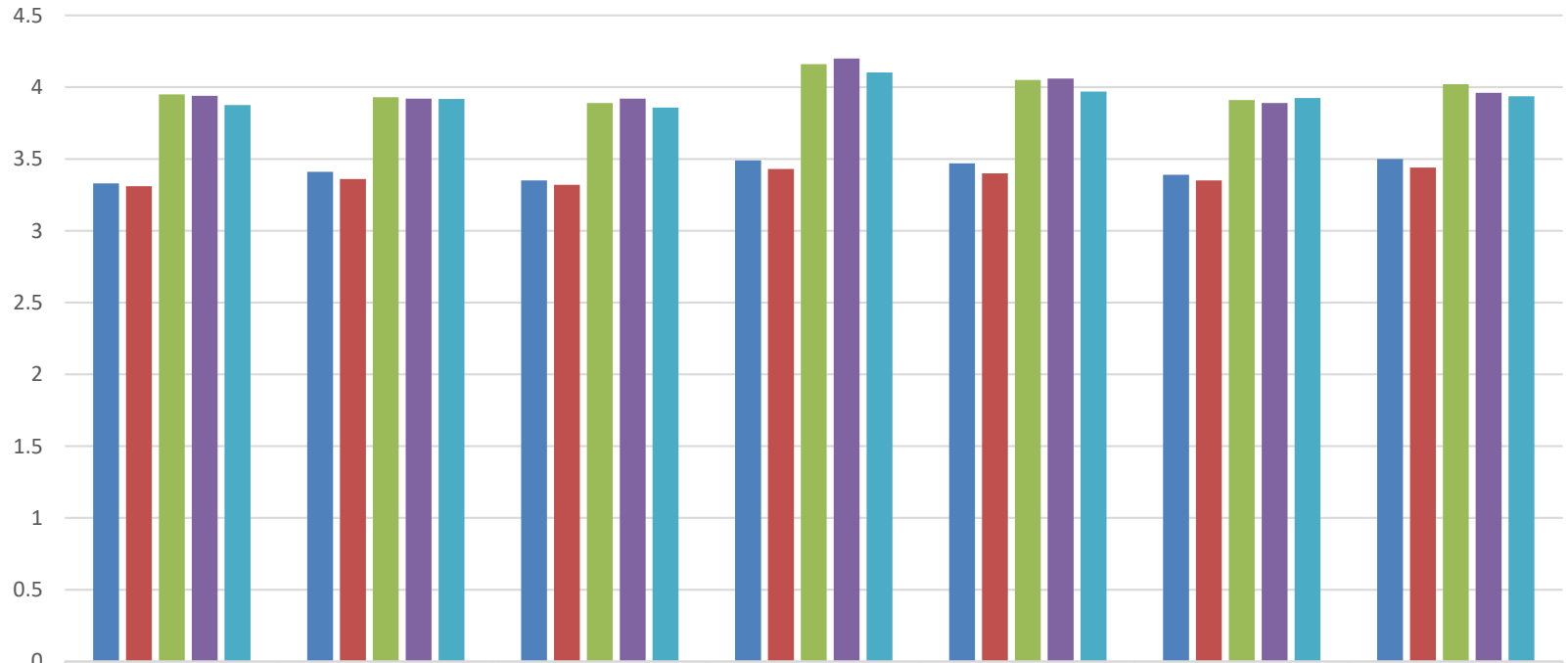
	Speak effectively	Communicate through writing	Make basic calculations and computations	Plan projects	Learn new things	Think creatively	Bring information/ideas together from different areas	Conduct yourself in a professional manner
■ 2015 - 2016	4.39	4.42	4.14	4.38	4.59	4.49	4.49	4.60
■ 2016 - 2017	4.35	4.35	4.06	4.32	4.54	4.42	4.41	4.55
■ 2017 - 2018	4.28	4.22	4.06	4.33	4.52	4.37	4.41	4.53
■ 2018 - 2019	4.25	4.24	4.08	4.32	4.53	4.37	4.37	4.54
■ Fall 2019 ONLY	4.20	4.18	4.07	4.22	4.52	4.31	4.29	4.49

■ 2015 - 2016 ■ 2016 - 2017 ■ 2017 - 2018 ■ 2018 - 2019 ■ Fall 2019 ONLY

How well has UNI prepared you for the following:



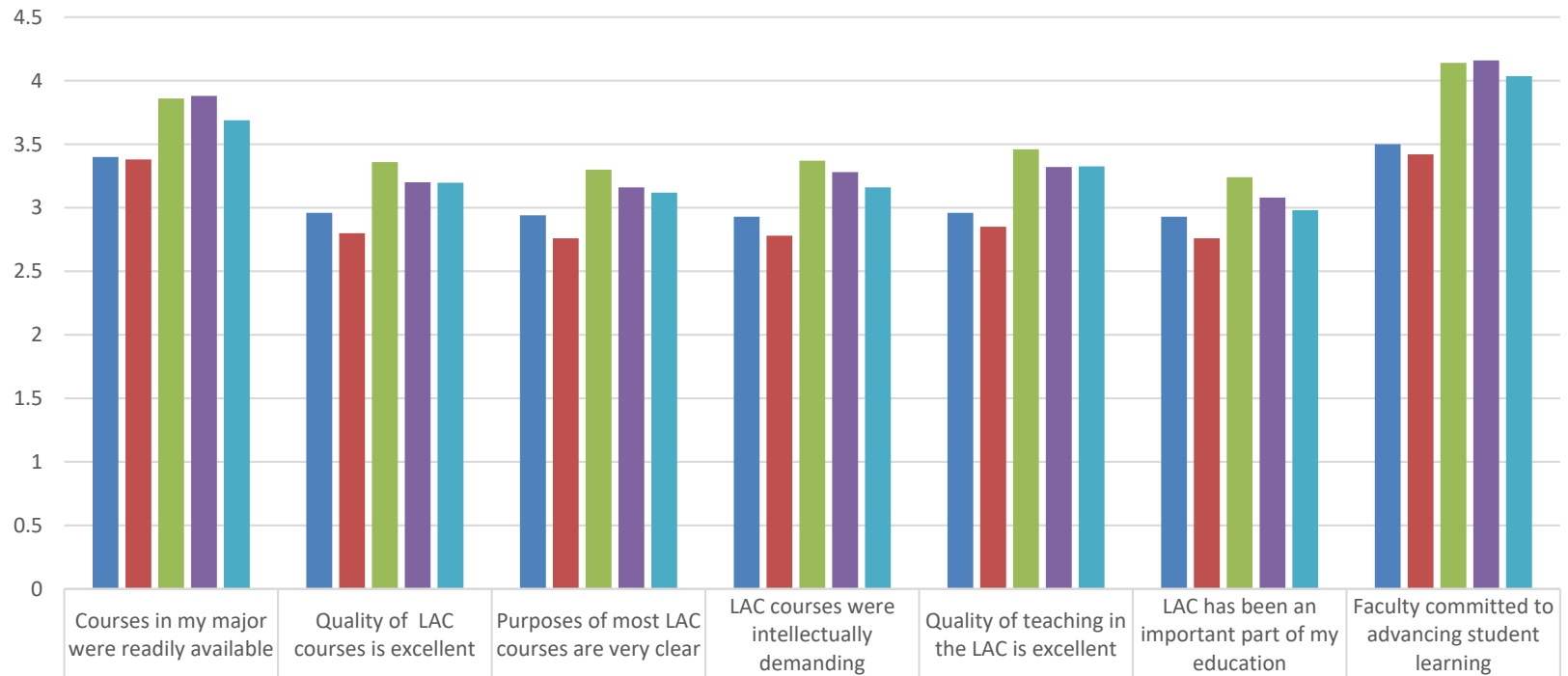
Extent to which UNI graduates agree with the following:



	Most courses were intellectually demanding	Most instructors were intellectually stimulating	Courses required integrating subject	Learning experience was cumulative over several courses	Academic experience made me lifelong learner	Peers valued academic achievement	Quality of teaching is excellent
■ 2015 - 2016	3.33	3.41	3.35	3.49	3.47	3.39	3.5
■ 2016 - 2017	3.31	3.36	3.32	3.43	3.4	3.35	3.44
■ 2017 - 2018	3.95	3.93	3.89	4.16	4.05	3.91	4.02
■ 2018 - 2019	3.94	3.92	3.92	4.20	4.06	3.89	3.96
■ Fall 2019 ONLY	3.88	3.92	3.86	4.10	3.97	3.92	3.94

■ 2015 - 2016 ■ 2016 - 2017 ■ 2017 - 2018 ■ 2018 - 2019 ■ Fall 2019 ONLY

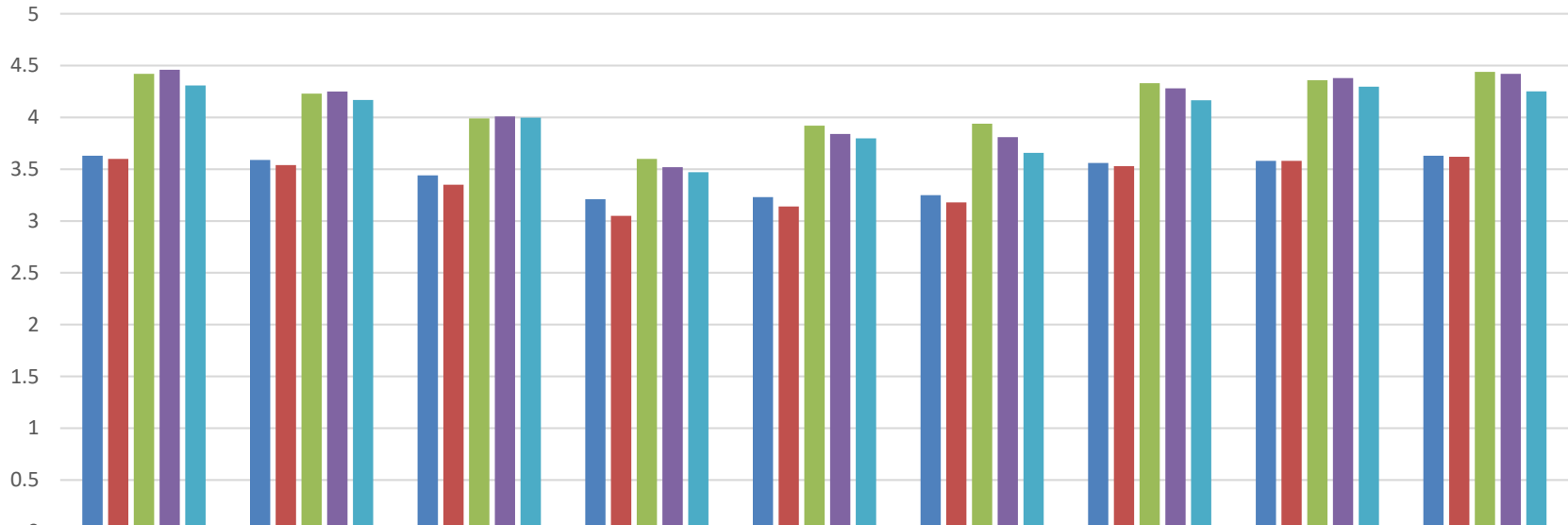
Extent to which UNI graduates agree with the following:



■ 2015 - 2016	3.4	2.96	2.94	2.93	2.96	2.93	3.5
■ 2016 - 2017	3.38	2.8	2.76	2.78	2.85	2.76	3.42
■ 2017 - 2018	3.86	3.36	3.3	3.37	3.46	3.24	4.14
■ 2018 - 2019	3.88	3.2	3.16	3.28	3.32	3.08	4.16
■ Fall 2019 ONLY	3.69	3.20	3.12	3.16	3.33	2.98	4.04

■ 2015 - 2016 ■ 2016 - 2017 ■ 2017 - 2018 ■ 2018 - 2019 ■ Fall 2019 ONLY

Extent to which UNI graduates agree with the following:



	Faculty showed interest in my educational/career goals	Developed close relationships with other students	Engaged in social activities off campus	Participated in UNI or student activities on campus	Students are tolerant of people with different lifestyles	Community encourages examination of diverse ideas	I have received a high quality education	I would recommend my major to a prospective student	I would recommend UNI to a prospective student
■ 2015 - 2016	3.63	3.59	3.44	3.21	3.23	3.25	3.56	3.58	3.63
■ 2016 - 2017	3.6	3.54	3.35	3.05	3.14	3.18	3.53	3.58	3.62
■ 2017 - 2018	4.42	4.23	3.99	3.60	3.92	3.94	4.33	4.36	4.44
■ 2018 - 2019	4.46	4.25	4.01	3.52	3.84	3.81	4.28	4.38	4.42
■ Fall 2019 ONLY	4.31	4.17	4.00	3.47	3.80	3.66	4.16	4.30	4.25

■ 2015 - 2016 ■ 2016 - 2017 ■ 2017 - 2018 ■ 2018 - 2019 ■ Fall 2019 ONLY



Survey Tool Sample



CONGRATULATIONS! You are one step closer to graduation. Thank you for taking time to complete this survey. It should only take 5 to 10 minutes of your time.

Please answer honestly. Your responses to this survey will be used for program improvement. Individual responses to this survey will be confidential. Survey findings will be reported in aggregate only.

NEXT



Plans Following Graduation

What is MOST LIKELY to be your PRINCIPAL activity upon graduation from UNI?

Employment, full-time paid

Employment, part-time paid

Graduate or professional school, full-time

Graduate or professional school, part-time

Additional undergraduate coursework

Military service

Volunteer activity (e.g., Peace Corps)

Starting or raising a family

Other, please specify:

Please select all of the following you have done during your time at UNI.

Took a class with a peer mentor

Held a formal leadership role in a student organization (e.g., NISG, Campus Activities Board, Dance Marathon, etc.)

Held a formal peer educator role (e.g., Peer Mentor, RA, Tutor, etc.)

Held other leadership roles at UNI (e.g., Summer Orientation, Pathfinders, etc.)

Completed an internship (includes field experience, student teaching, etc.)

Studied abroad

Worked with faculty or staff on research and scholarship activities

Worked for pay (on- or off-campus)

Engaged in co-curricular activities (e.g., campus organizations, athletic events, theater productions, etc.)

Completed community service and/or volunteer opportunities

Participated in a culminating senior experience (e.g., undergraduate research/thesis, comprehensive exam, etc.)

Educational Experiences and Skills

Think about your future/career goals. Please rate how well UNI has prepared you to...

	Poor	Fair	Average	Good	Excellent	Can't Evaluate
Speak effectively	<input type="radio"/>	<input type="radio"/>	<input type="radio"/>	<input type="radio"/>	<input type="radio"/>	<input type="radio"/>
Communicate through writing	<input type="radio"/>	<input type="radio"/>	<input type="radio"/>	<input type="radio"/>	<input type="radio"/>	<input type="radio"/>
Communicate using charts, graphs, posters, etc.	<input type="radio"/>	<input type="radio"/>	<input type="radio"/>	<input type="radio"/>	<input type="radio"/>	<input type="radio"/>
Use current computer technologies	<input type="radio"/>	<input type="radio"/>	<input type="radio"/>	<input type="radio"/>	<input type="radio"/>	<input type="radio"/>
Make basic calculations and computations	<input type="radio"/>	<input type="radio"/>	<input type="radio"/>	<input type="radio"/>	<input type="radio"/>	<input type="radio"/>
Plan projects	<input type="radio"/>	<input type="radio"/>	<input type="radio"/>	<input type="radio"/>	<input type="radio"/>	<input type="radio"/>
Define and solve problems	<input type="radio"/>	<input type="radio"/>	<input type="radio"/>	<input type="radio"/>	<input type="radio"/>	<input type="radio"/>
Learn new things	<input type="radio"/>	<input type="radio"/>	<input type="radio"/>	<input type="radio"/>	<input type="radio"/>	<input type="radio"/>
Think creatively	<input type="radio"/>	<input type="radio"/>	<input type="radio"/>	<input type="radio"/>	<input type="radio"/>	<input type="radio"/>
Bring information/ideas together from different areas	<input type="radio"/>	<input type="radio"/>	<input type="radio"/>	<input type="radio"/>	<input type="radio"/>	<input type="radio"/>
Analyze and integrate information from a variety of sources	<input type="radio"/>	<input type="radio"/>	<input type="radio"/>	<input type="radio"/>	<input type="radio"/>	<input type="radio"/>
Evaluate the credibility of relevant information and ideas	<input type="radio"/>	<input type="radio"/>	<input type="radio"/>	<input type="radio"/>	<input type="radio"/>	<input type="radio"/>
Conduct yourself in a professional manner	<input type="radio"/>	<input type="radio"/>	<input type="radio"/>	<input type="radio"/>	<input type="radio"/>	<input type="radio"/>
Uphold ethical standards	<input type="radio"/>	<input type="radio"/>	<input type="radio"/>	<input type="radio"/>	<input type="radio"/>	<input type="radio"/>
Adapt to change	<input type="radio"/>	<input type="radio"/>	<input type="radio"/>	<input type="radio"/>	<input type="radio"/>	<input type="radio"/>
Work under pressure	<input type="radio"/>	<input type="radio"/>	<input type="radio"/>	<input type="radio"/>	<input type="radio"/>	<input type="radio"/>
Make decisions	<input type="radio"/>	<input type="radio"/>	<input type="radio"/>	<input type="radio"/>	<input type="radio"/>	<input type="radio"/>
Work independently	<input type="radio"/>	<input type="radio"/>	<input type="radio"/>	<input type="radio"/>	<input type="radio"/>	<input type="radio"/>
Work with people of diverse backgrounds	<input type="radio"/>	<input type="radio"/>	<input type="radio"/>	<input type="radio"/>	<input type="radio"/>	<input type="radio"/>
Work as a team	<input type="radio"/>	<input type="radio"/>	<input type="radio"/>	<input type="radio"/>	<input type="radio"/>	<input type="radio"/>
Lead others	<input type="radio"/>	<input type="radio"/>	<input type="radio"/>	<input type="radio"/>	<input type="radio"/>	<input type="radio"/>
Understand the global interconnectedness of communities	<input type="radio"/>	<input type="radio"/>	<input type="radio"/>	<input type="radio"/>	<input type="radio"/>	<input type="radio"/>
Identify opportunities for volunteering and community service	<input type="radio"/>	<input type="radio"/>	<input type="radio"/>	<input type="radio"/>	<input type="radio"/>	<input type="radio"/>
Be an active participant in your community	<input type="radio"/>	<input type="radio"/>	<input type="radio"/>	<input type="radio"/>	<input type="radio"/>	<input type="radio"/>

Academic and Social Environment

Please indicate the extent to which you agree or disagree with the following statements.

	Strongly Disagree	Disagree	Neither Agree Nor Disagree	Agree	Strongly Agree	Not Sure
Most of the courses I took at UNI were intellectually demanding.	<input type="radio"/>	<input type="radio"/>	<input type="radio"/>	<input type="radio"/>	<input type="radio"/>	<input type="radio"/>
Most of my instructors were intellectually stimulating.	<input type="radio"/>	<input type="radio"/>	<input type="radio"/>	<input type="radio"/>	<input type="radio"/>	<input type="radio"/>
Most of my courses required integration of subject matter from several academic areas.	<input type="radio"/>	<input type="radio"/>	<input type="radio"/>	<input type="radio"/>	<input type="radio"/>	<input type="radio"/>
My learning experience was cumulative over a series of courses.	<input type="radio"/>	<input type="radio"/>	<input type="radio"/>	<input type="radio"/>	<input type="radio"/>	<input type="radio"/>
My academic experience at UNI made me want to be a lifelong learner.	<input type="radio"/>	<input type="radio"/>	<input type="radio"/>	<input type="radio"/>	<input type="radio"/>	<input type="radio"/>
Most of my student peers valued high academic achievement.	<input type="radio"/>	<input type="radio"/>	<input type="radio"/>	<input type="radio"/>	<input type="radio"/>	<input type="radio"/>
The overall quality of teaching at UNI is excellent.	<input type="radio"/>	<input type="radio"/>	<input type="radio"/>	<input type="radio"/>	<input type="radio"/>	<input type="radio"/>
Most of the courses in my major were readily available when I wanted to take them.	<input type="radio"/>	<input type="radio"/>	<input type="radio"/>	<input type="radio"/>	<input type="radio"/>	<input type="radio"/>
My courses taught me to assess the ethical consequences of decisions, actions, and inaction.	<input type="radio"/>	<input type="radio"/>	<input type="radio"/>	<input type="radio"/>	<input type="radio"/>	<input type="radio"/>
The overall quality of most Liberal Arts Core (LAC) classes is excellent.	<input type="radio"/>	<input type="radio"/>	<input type="radio"/>	<input type="radio"/>	<input type="radio"/>	<input type="radio"/>
The purposes of most LAC courses are very clear.	<input type="radio"/>	<input type="radio"/>	<input type="radio"/>	<input type="radio"/>	<input type="radio"/>	<input type="radio"/>
Most of the LAC courses I took at UNI were intellectually demanding.	<input type="radio"/>	<input type="radio"/>	<input type="radio"/>	<input type="radio"/>	<input type="radio"/>	<input type="radio"/>
The overall quality of teaching in the LAC at UNI is excellent.	<input type="radio"/>	<input type="radio"/>	<input type="radio"/>	<input type="radio"/>	<input type="radio"/>	<input type="radio"/>
I believe the LAC has been an important part of my education	<input type="radio"/>	<input type="radio"/>	<input type="radio"/>	<input type="radio"/>	<input type="radio"/>	<input type="radio"/>
The faculty I had contact with were committed to advancing student learning.	<input type="radio"/>	<input type="radio"/>	<input type="radio"/>	<input type="radio"/>	<input type="radio"/>	<input type="radio"/>
At least one faculty member showed an active interest in my educational/career goals.	<input type="radio"/>	<input type="radio"/>	<input type="radio"/>	<input type="radio"/>	<input type="radio"/>	<input type="radio"/>
I developed close relationships with other students.	<input type="radio"/>	<input type="radio"/>	<input type="radio"/>	<input type="radio"/>	<input type="radio"/>	<input type="radio"/>
I often engaged in social activities with other students off campus.	<input type="radio"/>	<input type="radio"/>	<input type="radio"/>	<input type="radio"/>	<input type="radio"/>	<input type="radio"/>
I often participated in University or student sponsored activities on campus.	<input type="radio"/>	<input type="radio"/>	<input type="radio"/>	<input type="radio"/>	<input type="radio"/>	<input type="radio"/>
Most UNI students are tolerant of people whose lifestyles are different from their own.	<input type="radio"/>	<input type="radio"/>	<input type="radio"/>	<input type="radio"/>	<input type="radio"/>	<input type="radio"/>
The UNI community encourages the examination of diverse and controversial ideas.	<input type="radio"/>	<input type="radio"/>	<input type="radio"/>	<input type="radio"/>	<input type="radio"/>	<input type="radio"/>
Because of my experiences at UNI, I intend to be involved in volunteer service after graduation.	<input type="radio"/>	<input type="radio"/>	<input type="radio"/>	<input type="radio"/>	<input type="radio"/>	<input type="radio"/>
At UNI, I learned why a sustainable society is important for the environment.	<input type="radio"/>	<input type="radio"/>	<input type="radio"/>	<input type="radio"/>	<input type="radio"/>	<input type="radio"/>
I believe I have received a high quality education from UNI.	<input type="radio"/>	<input type="radio"/>	<input type="radio"/>	<input type="radio"/>	<input type="radio"/>	<input type="radio"/>
I would recommend my major to a prospective student.	<input type="radio"/>	<input type="radio"/>	<input type="radio"/>	<input type="radio"/>	<input type="radio"/>	<input type="radio"/>
I would recommend UNI to a prospective student.	<input type="radio"/>	<input type="radio"/>	<input type="radio"/>	<input type="radio"/>	<input type="radio"/>	<input type="radio"/>

Employment Information

Job Title:
Name of Organization:
City:

When will you begin your employment?

I currently work there.

1 - 6 months after graduation

6 months - 1 year after graduation

Other

Please approximate your annual salary.

Under \$30,000 (less than \$14.50 per hour)

\$30,000 - \$50,000 (\$14.50 - \$24.00 per hour)

\$50,001 - \$75,000 (\$24.01 - \$36.00 per hour)

\$75,000 - \$100,000 (\$36.01 - \$48.00 per hour)

Over \$100,000 (more than \$48.00 per hour)

Is this job in the state of Iowa?

Yes

No

Plans for Further Education

What are your continuing education plans?

Accepted to a graduate/professional program

Currently applying to programs, not yet accepted

Accepted to another undergraduate program

None

Please provide the following details:

Institution Name:

City:

State:

Area of Study:

Intended Degree (e.g. MA, EdD):

Term Start Date (e.g. Fall 2019):



Please list the name(s) of any faculty or staff who have had a positive influence on your development as a student at UNI.

What is the name of the high school you graduated from?

Please list the name(s) of any high school teacher or counselor who made a difference in your coming to and/or succeeding at UNI.

BACK

SUBMIT



Institutional Research & Effectiveness

101 Seerley Hall
Cedar Falls, IA 50614-0005
ir.uni.edu

