

2016

2016-2017 Panther Basketball

University of Northern Iowa

Let us know how access to this document benefits you

Copyright ©2016 Athletics, University of Northern Iowa

Follow this and additional works at: <https://scholarworks.uni.edu/amg>



Part of the [Higher Education Commons](#)

Recommended Citation

University of Northern Iowa, "2016-2017 Panther Basketball" (2016). *Athletics Media Guides*. 238.
<https://scholarworks.uni.edu/amg/238>

This Book is brought to you for free and open access by the Athletics at UNI ScholarWorks. It has been accepted for inclusion in Athletics Media Guides by an authorized administrator of UNI ScholarWorks. For more information, please contact scholarworks@uni.edu.

Offensive Materials Statement: Materials located in UNI ScholarWorks come from a broad range of sources and time periods. Some of these materials may contain offensive stereotypes, ideas, visuals, or language.

2016-2017 MEDIA GUIDE



PANTHER



BASKETBALL

**2016-2017
UNI
Panthers**



CoSIDA Sports Information Sheet**MEN'S BASKETBALL 2016-17****GENERAL**

Name of School: University of Northern Iowa
City/Zip: Cedar Falls, Iowa/50614-0314
Founded: 1876
Enrollment: 11,905
Nickname: Panthers
School Colors: Purple and Old Gold
Arena Name: McLeod Center
Capacity: 6,650
Affiliation: NCAA Division I
Conference: Missouri Valley
Interim President: Jim Wohlpart
Athletics Director: David Harris
Senior Woman Administrator: Christina Roybal
Faculty Athletics Representative: .. Elaine Eshbaugh
Athletic Dept. Phone: (319) 273-2470
Ticket Office Phone: (319) 273-4TIX
Athletic Dept. Website: unipanthers.com

HISTORY

First Year of Basketball: 1900-01
All-Time Record: 1,270-1,106 (114 seasons)
Division I Record: 577-494 (36 seasons)
No. Years in NCAA Tourn./Last: 8/2015-16
No. Years in NIT/Last: 1/2011-12
Last postseason opponent: Texas A&M
Result: L, 92-88 2OT (2016 NCAA 2nd Round)

ATHLETIC COMMUNICATIONS

Asst. AD/Ath. Communications (MBB Contact): . Colin McDonough
Office Phone: (319) 273-5456
Cell Phone: (319) 415-4059
E-mail Address: colin.mcdonough@uni.edu
Asst. Ath. Communications Director: Jordan Lindley
Office Phone: (319) 273-3642
Director of New Media: Michelle Van Dorn
Office Phone: (319) 273-5455
Press Row Phone: (319) 273-4121
Athletic Communications Fax: (319) 273-3602
Mailing Address: NW UNI-Dome Upper
 Cedar Falls, IA 50614-0314

COACHING STAFF

Head Coach: Ben Jacobson
Alma Mater, Year: Univ. of North Dakota, 1994
Record at School (yrs.): 220-118 (10 Years)
Career Record (yrs.): Same
Office Phone: (319) 273-7609
Best Time to Reach Coach: Mornings
Assistant Coaches: P.J. Hogan, Kyle Green, Erik Crawford
Director of Basketball Operations: Derrik Netten
Video Coordinator: Johnny Moran
Graduate Manager: Jake Koch

TEAM INFORMATION

2015-16 Overall Record: 23-13
Conference Record/Finish: 11-7 (T4th)
Conference Tournament Result: 3-0 (1st)
Starters Returning/Lost: 2/3
Letterwinners Returning/Lost: 5/4

MEDIA INFORMATION

Primary Newspaper: Waterloo/Cedar Falls Courier
Address: P.O. Box 540
 Waterloo, IA 50704
Phone: (319) 291-1466
Fax: (319) 291-2069
Campus Newspaper: Northern Iowan
Address: University of Northern Iowa
 Maucker Union 112
 Cedar Falls, IA 50614
Phone: (319) 273-2157
Fax: (319) 273-5931
Radio Broadcast Flagship: KXEL (1540 AM)
Address: 514 Jefferson Street
 Waterloo, IA 50701
Phone: (319) 234-2200
Fax: (319) 233-4946
Play-by-Play Announcer: Gary Rima
Phone: 319-269-5924
Analyst: Kevin Boyle
Phone: 319-330-9237



CoSIDA Sports Information Sheet

MEN'S BASKETBALL 2016-17

TEAM INFORMATION

Starters Returning	Ht.	Wt.	Yr.	Pos.	GP/GS	PPG	RPG	15-16 Misc.
Bennett Koch	6-10	235	Jr.	F	36/36	7.6	3.5	Most Improved Team
Jeremy Morgan	6-5	195	Sr.	G	36/36	11.3	5.3	Hon. Ment. All-MVC
Other Players Returning	Ht.	Wt.	Yr.	Pos.	GP/GS	PPG	RPG	15-16 Misc.
Klint Carlson	6-7	225	Jr.	F	33/0	7.4	3.6	MVC Tourney Team
Lincoln Conrey	6-7	218	R-Fr.	F	DNP - Redshirted			
Justin Dahl	6-11	250	R-Fr.	C	DNP - Redshirted			
Ted Friedman	6-9	243	Jr.	C	36/0	0.9	1.3	.500 FG%
Spencer Haldeman	6-1	173	R-Fr.	G	DNP - Redshirted			
Wyatt Lohaus	6-2	180	Jr.	G	36/0	4.0	1.6	77.8 FT%
Luke McDonnell	6-9	218	R-Fr.	F	DNP - Redshirted			
Newcomers	Ht.	Wt.	Yr.	Pos.	Hometown (High School/Last School)			
Jordan Ashton	6-4	192	Sr.	G	Mt. Pleasant, Iowa (Iowa State Univ.)			
Isaiah Brown	6-5	172	Fr.	G	Flower Mound, Texas (Flower Mound)			
Rafael de Souza	6-1	180	So.	G	Jundiai, Brazil (Gulf Coast State College)			
Tanner Lohaus	6-4	205	Fr.	F	North Liberty, Iowa (Iowa City West)			
Juwan McCloud	5-11	173	Fr.	G	Germantown, Wis. (Germantown)			
Adam McDermott	6-4	190	So.	G	Cedar Rapids, Iowa (Univ. of North Dakota)			
Hunter Rhodes	6-0	175	Jr.	G	Canton, Ill. (Kirkwood CC)			
Players Lost	Ht.	Wt.	Pos.	GP/GS	PPG	RPG	15-16 Misc.	
Matt Bohannon	6-4	198	G	36/36	11.5	4.1	93 3-pointers	
Paul Jespersen	6-6	206	G	36/36	10.8	4.0	82 3-pointers	
Robert Knar	6-1	180	G	12/0	1.1	0.6	2.6 minutes/game	
Wes Washpun	6-1	175	G	36/36	14.2	4.1	2nd Team All-MVC	

2016-17 UNI Preseason Men's Basketball Roster

No.	Name	Pos.	Ht.	Wt.	Yr.	Hometown (High School/Last School)
1	Adam McDermott	G	6-4	195	So.	Cedar Rapids, Iowa (Univ. of North Dakota)
2	Klint Carlson**	F	6-7	225	Jr.	Waverly, Iowa (Waverly-Shell Rock)
3	Ted Friedman**	C	6-9	243	Jr.	Ankeny, Iowa (Ankeny)
5	Rafael de Souza	G	6-1	180	So.	Jundiai, Brazil (Gulf Coast State College)
12	Lincoln Conrey	F	6-7	218	R-Fr.	Waterloo, Iowa (Waterloo West)
13	Juwan McCloud	G	5-11	173	Fr.	Germantown, Wis. (Germantown)
15	Justin Dahl	C	6-11	250	R-Fr.	Carver, Minn. (Holy Family)
20	Jeremy Morgan***	G	6-5	195	Sr.	Coralville, Iowa (Iowa City West)
21	Hunter Rhodes	G	6-0	175	Jr.	Canton, Ill. (Kirkwood CC)
22	Tanner Lohaus	F	6-7	205	Fr.	North Liberty, Iowa (Iowa City West)
23	Jordan Ashton	G	6-4	192	Sr.	Mt. Pleasant, Iowa (Iowa State Univ.)
24	Isaiah Brown	G	6-5	172	Fr.	Flower Mound, Texas (Flower Mound)
25	Bennett Koch**	F	6-10	235	Jr.	Ashwaubenon, Wis. (Ashwaubenon)
30	Spencer Haldeman	G	6-1	173	R-Fr.	Peosta, Iowa (Western Dubuque)
33	Wyatt Lohaus**	G	6-2	180	Jr.	North Liberty, Iowa (Iowa City West)
34	Luke McDonnell	F	6-9	218	R-Fr.	Dubuque, Iowa (Dubuque Senior)

*letters won

Head Coach: Ben Jacobson (Univ. of North Dakota '94)

Assistant Coaches: P.J. Hogan (Morningside '99), Kyle Green (Hamline '92), Erik Crawford (UNI '06)

Director of Basketball Operations: Derrik Netten (UNI '06)

Video Coordinator: Johnny Moran (UNI '12)

Graduate Manager: Jake Koch (UNI '13)

Athletic Trainer: Don Bishop (Upper Iowa '92)



UNI returns five letterwinners and two starters for the 2016-17 season. UNI's roster will feature 11 players (seven newcomers; four redshirts) who have yet to play a game in the McLeod Center.

Senior guard Jeremy Morgan is UNI's top returning scorer (11.3 ppg). Morgan scored the most points ever for a UNI player in an NCAA Tournament game with 36 points vs. Texas A&M. Morgan earned honorable mention All-MVC honors last season. Morgan enters his senior season 52

steals shy of the UNI school record of 180 by Brent Carmichael (1981-1983). Junior forward Bennett Koch earned a spot on the MVC's Most Improved Team after averaging 7.6 points and 3.5 rebounds per contest. Junior guard Wyatt Lohaus averaged 4.0 points per game and shot 77.8 percent from the foul line in 2015-16. Junior forward Klint Carlson landed a spot on the MVC's All-Bench Team after scoring 7.4 points per game to go along with 3.6 rebounds per game. Carlson set a career-high 17 points

in the MVC Tournament title game win over Evansville. Junior Ted Friedman saw action in all 36 games in 2015-16 after redshirting the previous season.

Head coach Ben Jacobson is entering his 11th season at the helm of the Panther program having posted a career mark of 220-118. Jacobson has guided UNI to four NCAA Tournaments and has posted a record of 4-4 in those appearances. Jacobson ranks second in MVC history with four tournament titles. Jacobson is a perfect 4-0 in MVC title games.

The Panthers captured the program's fifth Missouri Valley Conference Tournament title with a 56-54 win over Evansville

in St. Louis. UNI advanced to the school's eighth NCAA Tournament. It also marked the seventh appearance in the NCAA Tournament since 2004 – the most for any MVC school in that time frame. UNI scored the program's fifth NCAA Tournament victory with a 75-72 triumph over No. 6-seeded Texas in a first round game in Oklahoma City. The Panthers have won their first-round game in each of their last three NCAA Tournament appearances.

UNI is one of 13 teams to have won

at least one game in the NCAA Tournament and accumulate 54 combined wins over the past two seasons (UNI, Duke, Gonzaga, Kansas, Kentucky, Maryland, North Carolina, Notre Dame, Oregon, Villanova, Wichita State, Wisconsin and Virginia).

UNI has had 12 20-win seasons in program history – 10 of those 20-win seasons have come since 2003-04. UNI has won 11 or more home games in the McLeod Center for the ninth consecutive season.

UNI's streak of 13 straight upper-half finishes in the MVC is the league's longest active streak. The Panthers have won nine or more MVC games in each of the past 13 seasons – also the MVC's longest active streak. UNI has finished in the top four of the MVC standings in eight consecutive seasons. UNI has made at least one 3-pointer in 531 straight games – the longest active streak in the Missouri Valley Conference.

UNI has posted a perfect APR score (1,000) in each of the last four seasons – the only MVC school to record a perfect APR score in each of those years.



2016-2017 UNI Men's Basketball Schedule

Date	Opponent	Time (CT)
Oct. 28	Bemidji State (Exhib.)	7 p.m.
Nov. 12	Coe	11 a.m.
Nov. 17-20	at Puerto Rico Tip-Off	
Nov. 17	vs. Arizona State #	3:30 p.m.
Nov. 18	vs. Oklahoma or Tulane #	4 p.m./6 p.m.
Nov. 20	vs. TBD #	TBD
Nov. 26	at Xavier	11 a.m.
Nov. 30	George Mason	7 p.m.
Dec. 3	at Wyoming ^	5 p.m.
Dec. 7	South Dakota State	7 p.m.
Dec. 10	North Dakota	7 p.m.
Dec. 17	vs. Iowa &	3:30 p.m.
Dec. 21	at North Carolina	7 p.m.
Dec. 28	Missouri State*	8 p.m.
Jan. 1	at Evansville*	3 p.m.
Jan. 4	at Loyola*	6 p.m.
Jan. 8	Wichita State*	3 p.m.
Jan. 11	at Bradley*	8 p.m.
Jan. 15	Drake*	3 p.m.
Jan. 18	Loyola*	7 p.m.
Jan. 21	at Southern Illinois*	7 p.m.
Jan. 25	Evansville*	7 p.m.
Jan. 28	at Drake*	1 p.m.
Feb. 1	at Illinois State*	8 p.m.
Feb. 4	Indiana State*	1 p.m.
Feb. 8	Southern Illinois*	7 p.m.
Feb. 12	at Missouri State*	3 p.m.
Feb. 15	Bradley*	7 p.m.
Feb. 18	at Wichita State*	11 a.m.
Feb. 22	at Indiana State*	6 p.m.
Feb. 25	Illinois State*	TBD
March 2-5	MVC Tournament	TBD

- Puerto Rico Tip-Off (Orlando, Fla.)

^ - Mountain West/Missouri Valley Challenge

& - The Hy-Vee Classic (Des Moines, Iowa)

* - indicates Missouri Valley Conference Game

Home games in bold, played in McLeod Center

All times tentative and subject to change



2016-2017 UNI Numerical Roster

No.	Name	Pos.	Ht.	Wt.	Yr.	Hometown/High School/Last School
1	Adam McDermott	G	6-4	190	So.	Cedar Rapids, Iowa (North Dakota)
2	Klint Carlson**	F	6-7	225	Jr.	Waverly, Iowa (Waverly-Shell Rock)
3	Ted Friedman**	C	6-9	242	Jr.	Ankeny, Iowa (Ankeny)
5	Rafael de Souza	G	6-1	180	So.	Jundiai, Brazil (Gulf Coast State Coll.)
12	Lincoln Conrey	F	6-7	218	R-Fr.	Waterloo, Iowa (Waterloo West)
13	Juwan McCloud	G	5-11	173	Fr.	Germantown, Wis. (Germantown)
15	Justin Dahl	C	6-11	250	R-Fr.	Carver, Minn. (Holy Family)
20	Jeremy Morgan***	G	6-5	195	Sr.	Coralville, Iowa (Iowa City West)
21	Hunter Rhodes	G	6-0	175	Jr.	Canton, Ill. (Kirkwood CC)
22	Tanner Lohaus	F	6-7	205	Fr.	North Liberty, Iowa (Iowa City West)
23	Jordan Ashton	G	6-4	192	Sr.	Mt. Pleasant, Iowa (Iowa State)
24	Isaiah Brown	G	6-5	173	Fr.	Flower Mound, Texas (Flower Mound)
25	Bennett Koch**	F	6-10	235	Jr.	Ashwaubenon, Wis. (Ashwaubenon)
30	Spencer Haldeman	G	6-1	173	R-Fr.	Peosta, Iowa (Western Dubuque)
33	Wyatt Lohaus**	G	6-2	180	Jr.	North Liberty, Iowa (Iowa City West)
34	Luke McDonnell	F	6-9	218	R-Fr.	Dubuque, Iowa (Dubuque Senior)

* - letters awarded

2016-2017 UNI Alphabetical Roster

No.	Name	Pos.	Ht.	Wt.	Yr.	Hometown/High School/Last School
23	Jordan Ashton	G	6-4	192	Sr.	Mt. Pleasant, Iowa (Iowa State)
24	Isaiah Brown	G	6-5	173	Fr.	Flower Mound, Texas (Flower Mound)
2	Klint Carlson**	F	6-7	225	Jr.	Waverly, Iowa (Waverly-Shell Rock)
12	Lincoln Conrey	F	6-7	218	R-Fr.	Waterloo, Iowa (Waterloo West)
15	Justin Dahl	C	6-11	250	R-Fr.	Carver, Minn. (Holy Family)
5	Rafael de Souza	G	6-1	180	So.	Jundiai, Brazil (Gulf Coast State Coll.)
3	Ted Friedman**	C	6-9	242	Jr.	Ankeny, Iowa (Ankeny)
30	Spencer Haldeman	G	6-1	173	R-Fr.	Peosta, Iowa (Western Dubuque)
25	Bennett Koch**	F	6-10	235	Jr.	Ashwaubenon, Wis. (Ashwaubenon)
22	Tanner Lohaus	F	6-7	205	Fr.	North Liberty, Iowa (Iowa City West)
33	Wyatt Lohaus**	G	6-2	180	Jr.	North Liberty, Iowa (Iowa City West)
13	Juwan McCloud	G	5-11	173	Fr.	Germantown, Wis. (Germantown)
1	Adam McDermott	G	6-4	190	So.	Cedar Rapids, Iowa (North Dakota)
34	Luke McDonnell	F	6-9	218	R-Fr.	Dubuque, Iowa (Dubuque Senior)
20	Jeremy Morgan***	G	6-5	195	Sr.	Coralville, Iowa (Iowa City West)
21	Hunter Rhodes	G	6-0	175	Jr.	Canton, Ill. (Kirkwood CC)

* - letters awarded

Head Coach: Ben Jacobson (North Dakota '94)**Assistant Coaches:** P.J. Hogan (Morningside '99), Kyle Green (Hamline '92), Erik Crawford (UNI '06)**Director of Basketball Operations:** Derrik Netten (UNI '06)**Video Coordinator:** Johnny Moran (UNI '12)**Graduate Manager:** Jake Koch (UNI '13)**Pronunciation Guide**

Lincoln Conrey CON-ree
 Rafael de Souza day-SOOH-zah
 Ted Friedman FREED-mun
 Spencer Haldeman HALL-duh-muhn
 Bennett Koch COOK
 Tanner Lohaus LOW-house
 Wyatt Lohaus LOW-house
 Juwan McCloud JEW-ahn

Breakdown

By Class	Juniors (5)
Freshmen (7)	Klint Carlson
Isaiah Brown	Ted Friedman
Lincoln Conrey	Bennett Koch
Justin Dahl	Wyatt Lohaus
Spencer Haldeman	Hunter Rhodes
Tanner Lohaus	
Juwan McCloud	Seniors (2)
Luke McDonnell	Jordan Ashton
	Jeremy Morgan
Sophomores (2)	
Rafael de Souza	
Adam McDermott	

By Position	Guards (9)
Forward (5)	Jordan Ashton
Klint Carlson	Isaiah Brown
Lincoln Conrey	Rafael de Souza
Bennett Koch	Spencer Haldeman
Tanner Lohaus	Wyatt Lohaus
Luke McDonnell	Juwan McCloud
	Adam McDermott
Centers (2)	Jeremy Morgan
Justin Dahl	Hunter Rhodes
Ted Friedman	

By Location	Iowa (10)
Brazil (1)	Jordan Ashton
Rafael de Souza	Klint Carlson
	Lincoln Conrey
Illinois (1)	Ted Friedman
Hunter Rhodes	Spencer Haldeman
	Tanner Lohaus
Minnesota (1)	Wyatt Lohaus
Justin Dahl	Adam McDermott
	Luke McDonnell
Texas (1)	Jeremy Morgan
Isaiah Brown	

Wisconsin (2)
Bennett Koch
Juwan McCloud





NIKE.COM/BASKETBALL



#20

**Jeremy
Morgan**

Coralville, Iowa
Iowa City West HS
6'5" • 195 lbs.
Guard
Senior

JUNIOR (2015-16): Started all 36 games ... named to the MVC All-Tournament Team ... MVC All-Defensive Team pick ... honorable mention All-MVC selection ... first-team Scholar-Athlete honoree with a 3.21 GPA in management: business administration ... led the MVC in steals (1.9 spg) ... ranked fifth in the MVC in field goal percentage (.485) ... led the team in rebounds (189), steals (70) and blocks (32) ... had the 4th-most steals in a single-season at UNI ... ranked third on the squad in scoring (11.3 ppg) ... 99th UNI Panther to score 500 or more points in a career (788 points) ... set UNI's NCAA Tournament scoring mark with 36 points vs. Texas A&M (3/20) ... second most rebounds for a Panther in an NCAA Tournament game with 12 vs. the Aggies ... averaged 26.0 ppg and 7.5 rpg in the 2016 NCAA Tournament ... drained a career-high four 3-pointers and scored 14 points vs. Evansville in MVC title game (3/6) ... his 3-pointer with 1:42 left gave UNI a 52-50 lead over the Purple Aces ... his 3-pointer with 1:15 left in overtime, broke a 52-52 tie vs. Wichita State in MVC Tourney (3/5) ... led UNI with 18 points and 5 steals in a 66-60 win over Southern Illinois in MVC Tourney (3/4) ... swatted a career-high 5 shots and scored 13 points in a 75-66 win over Illinois St. (2/20) ... set a career-high with 21 points, 8 rebounds, 5 assists in a win vs. Missouri State (2/10) ... scored 14 points and handed out a career-high 6 assists in an 82-66 win at Drake (2/6) ... blocked Evansville's Jaylon Brown's shot with :03 left to secure a 57-54 win (2/3) ... secured 10 points, 7 steals, 5 rebounds, 3 assists, 2 blocks at Bradley (1/27) ... his seven steals at Bradley is the most by a UNI Panther since 2001 ... scored a game-high 15 points and had 3 steals vs. Loyola (1/16) ... handed out five assists at Missouri State (1/6) ... notched a game-high 18 points and six rebounds in an 80-44 win vs. Bradley (12/30) ... posted 19 pts, 4 off. rebs. and 3 steals vs. BYU (12/25) ... played a career-high 40 minutes with 14 pts, 4 steals vs. Washington State (12/23) ... led UNI with 13 points and tied a career-high with 4 steals at Hawaii (12/22) ... credited with his first career double-double with 15 points and 10 rebounds vs. Dubuque ... tied a career-high with four assists in an 83-63 win over Dubuque (11/25)



... his steal and subsequent FT in the final :08 lifted UNI to a 71-67 win vs. North Carolina (11/21) ... one of four Panthers in double figures with 10 points vs. the Tar Heels ... one of four Panthers in double figures with 14 points in a 70-60 win over SFA (11/17) ... scored a team-high 20 points vs. Colorado State (11/14).

SOPHOMORE (2014-15): Started all 35 games ... Honorable Mention MVC Scholar-Athlete Team ... led the team in steals (40) ... No. 4 on the team in scoring in MVC games only (6.4 ppg) ... registered eight double-figure scoring games ... averaged 10.3 points, 3.7 steals, shot 62.5 percent in three wins



at MVC Tournament ... buried three second-half 3-pointers that lifted UNI from an 18-point deficit to the MVC title vs. Illinois State (3/8) ... recorded a career-high 4 steals and scored 11 points in UNI's MVC Semifinal win over Loyola (3/7) ... one of three Panthers in double figures with 11 points in a 71-46 win over Bradley (3/6) ... drained 4-of-5 FGs and scored 11 points to go along with two steals in a win at Missouri State (2/15) ... just missed a double-double with 12 points and 9 rebounds in a 61-51 win at Indiana State (2/3) ... perfect 8-for-8 at the free throw line in a 66-60 win over Indiana State (1/21) ... made 5-of-6 shots, scored 15 points and grabbed a career-high 8 rebounds in a 64-40 win at Drake (1/10) ... poured in a career-high 18 points and tied a career-high with 3 steals in a 67-58 win vs. Loyola (1/4) ... set a then career-high with 3 steals at Evansville (1/1) ... posted a season-high 6 rebounds in a 71-65 overtime win over George Mason (12/6) ... tied a career-high with 2 blocks in a 55-50 win over Richmond (11/30) ... grabbed a season-high 4 rbs in a 73-54 win over Virginia Tech (11/25) ... reached double figures with 11 points and nailed 2 triples in a 73-53 win over Morgan State (11/20).

FRESHMAN (2013-14): Saw action in all 31 games ... made 10 starts as a true freshman ... named to the MVC All-Freshmen Team after averaging 6.0 ppg ... notched a career-high 15 points in helping UNI to a 73-54 win over Southern Illinois (2/26) ... scored 10 first-half points in leading UNI to a 72-59 win over Illinois State (2/23) ... nabbed six rebounds, including three on the offensive end, at Drake (2/18) ... recorded double-figure scoring for the 6th time this season with 10 points at Illinois State (2/5) ... made his second career start and buried a pair of 3-pointers vs. the Redbirds ... made both of his 3-point attempts vs. Indiana State (2/1) ... scored 10 points on 4-6-shooting at Bradley (1/22) ... drained a 3-pointer to tie the game at Bradley, 46-46, with 1:43 left in the contest ... reached double figures with 10 points vs. Bradley (1/1) ... dished out a career-high 4 assists in a 90-78 win over Iona (12/28) ... tied his career-high with 13 points, including 3-for-3 from 3-point land, in a win over VCU (12/14) ... scored all 10 his points in the first half vs. Iowa State (12/7) ... set career-highs with 7 rebounds and 37 minutes played vs. Iowa State in the Big 4 Classic ... made his first collegiate start at Milwaukee (12/3) ... buried a pair of first-half 3-pointers in helping UNI to a 65-50 win over LaSalle (11/25) ... poured in 13 pts and made a pair of 3-pointers in his collegiate debut at Ohio (11/9) ... scored 3 pts and grabbed 2 rbs in an exhibition win over Bemidji State (10/25).

HIGH SCHOOL: Morgan was the 2013 Iowa Gatorade Player of the Year ... he helped lead Iowa City West to back-to-back 4A state championships in 2012 and 2013 ... Iowa City West posted identical 26-0 records in both seasons ... he was named the Des Moines Register's and Cedar Rapids Gazette's High School Male Athlete of the Year in 2012-13 ... earned first-team all-state honors from the Iowa Newspaper Association as both a junior and as a senior ... averaged 12.1 points, 4.5 rebounds, 3.6 assists, 2.7 steals and 1.5 blocks per game as a senior ... averaged 14.8 points per game, 4.1 rebounds and 3.7 assists while shooting 44 percent from 3-point range as a junior ... earned first-team all-state honors and was a first-team all-conference pick as a junior ... was selected to the state all-tournament team in 2012 ... as a sophomore, he helped his squad to a fourth-place finish in the state tournament and earned first-team all-conference honors ... he was a three-year varsity player as a prep ... Morgan was also an all-state wide receiver as a senior ... was part of West's state championship track and field team in 2012 and qualified in relay events and the high jump for the 2013 state track meet.

PERSONAL: Born May 8, 1995 ... son of Michael and Cris Morgan ... his father, Michael, played basketball at the University of Iowa from 1985-88 ... his mom, Cris, played basketball at Drake University from 1986-88 ... his sister, Mikaela, is a member of the UNI women's basketball team ... majoring in management with an emphasis in business administration.

Morgan's Career-Highs

Points
36 vs. Texas A&M (March 20, 2016)
Field Goals Made
10 vs. Texas A&M (March 20, 2016)
3 Pt. Field Goals Made
4, two times
Free Throws Made
12 vs. Texas A&M (March 20, 2016)
Free Throws Attempted
14 vs. Texas A&M (March 20, 2016)
Rebounds
12 vs. Texas A&M (March 20, 2016)
Assists
6 at Drake (Feb. 6, 2016)
Steals
7 at Bradley (Jan. 27, 2016)
Blocked Shots
5 vs. Illinois State (Feb. 20, 2016)
Minutes Played
49 vs. Texas A&M (March 20, 2016)

Morgan's Career Statistics

Year	G-GS	FG-FGA	Pct.	3FG-3FGA	Pct.	FT-FTA	Pct.	Reb.-Avg.	PF	A	TO	B	S	Pts.-Avg.
2013-14	31-10	65-154	.422	32-90	.356	24-31	.774	84-2.7	79	43	35	15	18	186-6.0
2014-15	35-35	64-151	.424	31-93	.333	38-52	.731	108-3.1	63	30	17	19	40	197-5.6
2015-16	36-36	128-264	.485	50-123	.407	99-123	.805	189-5.3	85	83	50	32	70	405-11.3
Totals	102-81	257-569	.452	113-306	.369	161-206	.782	381-3.7	227	156	102	66	128	788-7.7





#2

**Klint
Carlson**

Waverly, Iowa
Waverly-Shell Rock HS
6'7" • 225 lbs.
Forward
Junior

REDSHIRT SOPHOMORE (2015-16): Saw action in 33 games ... named to the MVC All-Tournament Team; averaged 11.3 ppg and 4.7 rpg ... named to the MVC's All-Bench Team ... had 11 double-figure scoring games off the bench ... tied a career-high with 17 points, including three 3-pointers, vs. Texas A&M (3/20) ... he scored six of UNI's final eight field goals in regulation against the Aggies, including a trio of three-pointers ... recorded four steals vs. Aggies in the second round NCAA Tournament game ... scored 11 points in UNI's 75-72 NCAA Tournament win over Texas (3/18) ... scored a career-high 17 points in the MVC title win over Evansville (3/6) ... grabbed a career-high nine rebounds in a 57-52 overtime win over Wichita State (3/5) ... his banked in 3-pointer tied the game at 41-41 in the second half vs. the Shockers ... scored 10 points and added 4 rebounds in a 54-52 win at Evansville (2/27) ... contributed 8 points off the bench in a 66-44 win over Indiana State (2/24) ... tied a career high with 6 rebounds at Loyola (2/17) ... ignited UNI with a team-high 12 points and 5 boards in a 53-50 win at Wichita St. (2/13) ... produced 11 points, 6 rebounds and 2 assists in an 82-66 win at Drake (2/6) ... scored all seven of his points in the second half of UNI's 68-50 win at Bradley (1/27) ... secured a career-high 6 boards and scored 12 points in an 80-44 win vs. Bradley (12/30) ... posted 12 points and 4 assists in 30 minutes vs. BYU (12/25) ... scored 8 pts with 3 rbs vs. Washington State (12/23) ... tallied six points and five rebounds off the



bench at Hawaii (12/22) ... one of six Panthers in double-figure scoring in a 93-70 victory over North Texas (11/30) ... scored a career-high 15 points with five rebounds in a 97-51 win at North Dakota (11/28) ... saw his first action of the season in an 83-63 win over Dubuque (11/25).

REDSHIRT FRESHMAN (2014-15): Saw action in 19 games ... grabbed two offensive rebounds in the closing minutes of UNI's





71-46 win over Bradley (3/6) ... drained his second 3-pointer in as many tries this season in UNI's 64-40 win at Drake (1/10) ... earned his first collegiate steal in a 74-63 win over South Dakota State (12/28) ... handed out two assists and scored 3 pts in a 66-49 win over North Florida (11/22) ... tallied 4 pts and grabbed 3 rbs in a 73-53 win over Morgan State (11/20) ... scored 7 pts and grabbed 6 rbs in a 64-45 exhibition win over Bemidji State.

FRESHMAN (2013-14): Redshirted.

HIGH SCHOOL: Led the Waverly-Shell Rock Gohawks to three state tournaments (2011, 2012, 2013) ... Carlson and the Gohawks captured the 3A state title in 2013. Carlson has posted a record of 72-7 as a prep player ... was a first-team all-state pick by the Iowa Newspaper Association and the Des Moines Register as a junior and as a senior ... averaged 17.0 points per game as a senior ... averaged 16.2 points, 5.4 rebounds, 3.5 assists, 2.0 steals and 1.5 blocks per game as a junior ... was named

the Northeast Iowa Conference MVP as both a junior and as a senior.

PERSONAL: Born Aug. 26, 1994 ... son of Mike and Lori Carlson ... majoring in movement and exercise science/sports psychology.

Carlson's Career-Highs

Points
17, two times
Field Goals Made
8 vs. Evansville (March 6, 2016)
3 Pt. Field Goals Made
3 vs. Texas A&M (March 20, 2016)
Free Throws Made
5 vs. North Texas (Nov. 30, 2015)
Free Throws Attempted
6, two times
Rebounds
9 vs. Wichita State (March 5, 2016)
Assists
4 vs. BYU (Dec. 25, 2015)
Steals
4 vs. Texas A&M (March 20, 2016)
Blocked Shots
1, six times
Minutes Played
39 vs. Texas A&M (March 20, 2016)

Carlson's Career Statistics

Year	G-GS	FG-FGA	Pct.	3FG-3FGA	Pct.	FT-FTA	Pct.	Reb.-Avg.	PF	A	TO	B	S	Pts.-Avg.
2014-15	19-0	3-7	.429	2-2	1.000	4-6	.667	9-0.5	3	2	2	0	1	12-0.6
2015-16	33-0	92-190	.484	17-53	.321	42-54	.778	120-3.6	62	23	31	7	23	243-7.4
Totals	52-0	95-197	.482	19-55	.345	46-60	.767	129-2.5	65	25	33	7	24	255-4.9



#3

**Ted
Friedman****Ankeny, Iowa
Ankeny HS
6'9" • 242 lbs.
Center
Junior**

REDSHIRT SOPHOMORE (2015-16): Saw action in all 36 games ... Elite 18 Award recipient at the 2016 MVC Tournament ... honorable mention MVC Scholar-Athlete selection with a 3.96 GPA in finance/psychology ... credited with four rebounds in a 66-44 win over Indiana State (2/24) ... secured two offensive rebounds (3 rbs. total) and scored 2 points vs. Wichita State (1/20) ... tallied a season-high 3 offensive rebounds in a 77-44 win over Drake (1/9) ... grabbed 2 offensive boards, blocked a shot and scored 2 pts at Missouri State (1/6) ... scored a career-high 8 points at Richmond (12/5) ... notched 5 pts and a career-high 2 assists at North Dakota (11/28) ... posted a season-high 5 rebounds in a 71-67 win over No. 1 North Carolina (11/21) ... grabbed 4 rebounds and blocked a career-high 2 shots vs. Colorado State (11/14) ... scored 10 points on 5-of-6 shooting vs. Truman State in an exhibition victory.

REDSHIRT FRESHMAN (2014-15): Red-shirted.

FRESHMAN (2013-14): Saw action in 21 games and drew three starting assignments ... tallied a block and scored 2 points at Illinois State (2/5) ... credited with his first collegiate steal in a 95-81 win over Evansville (1/29) ... drained a pair of free throws at Wichita State (1/5) ... scored a point and grabbed a rebound in UNI's 80-46 win vs. Bradley (1/1) ... scored his first collegiate points in UNI's 86-52 win over Coe (11/11) ... made his first career start in UNI's season-opener at Ohio (11/9) ... as a perfect 3-for-3 from the field with 7 pts



and 2 rbs in an exhibition win over Bemidji State (10/25).

HIGH SCHOOL: Helped Ankeny High School to an 18-5 record as a senior ... averaged 11.0 points, 7.2 rebounds, 2.5 blocks and 2.1 assists in earning second-team all-state honors from the Iowa Newspaper Association in 2013 ... led Ankeny to a third-place finish in the 4A state tournament as a junior ... Ankeny posted a 25-1





record in 2011-12, which saw Friedman earn second-team all-state honors from the Iowa Newspaper Association and the Des Moines Register ... was also selected to the Des Moines Register's all-CIML elite team as a junior ... in 2011-12, Friedman averaged 10.3 points per game to go along with 6.4 rebounds and 1.9 blocks ... averaged 8.4 points, 5.3 rebounds and 1.7 blocks as a sophomore in helping Ankeny to a third-place finish in the state tournament as a sophomore in 2010-11.

PERSONAL: Born July 6, 1994 ... son of Tom and Joanne Friedman ... triple major in business economics, finance and psychology.

Friedman's Career-Highs

Points
8 at Richmond (Dec. 5, 2015)
Field Goals Made
4 at Richmond (Dec. 5, 2015)
3 Pt. Field Goals Made
None
Free Throws Made
2, two times
Free Throws Attempted
4 at North Dakota (Nov. 28, 2015)
Rebounds
6 vs. Coe (Nov. 11, 2013)
Assists
2 at North Dakota (Nov. 28, 2015)
Steals
1, three times
Blocked Shots
2 vs. Colorado State (Nov. 14, 2015)
Minutes Played
28 vs. North Carolina (Nov. 21, 2015)

Friedman's Career Statistics

Year	G-GS	FG-FGA	Pct.	3FG-3FGA	Pct.	FT-FTA	Pct.	Reb.-Avg.	PF	A	TO	B	S	Pts.-Avg.
2013-14	21-3	3-7	.429	0-0	.000	9-13	.692	17-0.8	17	0	5	1	1	15-0.7
2015-16	36-0	14-28	.500	0-0	.000	3-18	.167	45-1.3	40	9	9	5	2	31-0.9
Totals	57-3	17-35	.486	0-0	.000	12-31	.387	62-1.1	57	9	14	6	3	46-0.8





#25

**Bennett
Koch**

*Ashwaubenon, Wis.
Ashwaubenon HS
6'10" • 235 lbs.
Forward
Junior*

REDSHIRT SOPHOMORE (2015-16): Started all 36 games ... named to the MVC's Most-Improved Team ... averaged 9.6 ppg in MVC play ... scored 10 points and grabbed 9 rebounds in a 75-66 win over Illinois State (2/20) ... poured in 19 points in 19 minutes in an 83-69 win over Missouri State (2/10) ... tallied career highs in points (22), rebounds (11) and blocks (3) vs. SIU (1/31) ... made all six of his field goal attempts in the second half vs. the Salukis ... handed out a career-high two assists at Illinois State (1/23) ... tied for team-high scoring honors with 14 points vs. Wichita State (1/20) ... swatted a pair of shots to set a career-high vs. Loyola (1/16) ... led UNI with 18 points and added 7 rebounds at Indiana State (1/13) ... tallied 15 points and 4 rebounds in a 77-44 win over Drake (1/9) ... posted 15 points on 5-of-7 shooting in an 80-44 win vs. Bradley (12/30) ... his steal with :08 helped clinch UNI's 81-79 win over No. 5 Iowa State (12/19) ... notched 18 points in a 93-70 win over North Texas (11/30) ... scored 12 points with 8 rebounds at North Dakota (11/28) ... posted 11 points and 5 rebounds vs. Dubuque (11/25) ... scored five points in a 71-67 victory over #1 North Carolina (11/21) ... made his first career start against Colorado State (11/14) ... tallied 8 pts and 7 rbs in a 70-50 exhibition win over Truman State (11/1).

REDSHIRT FRESHMAN (2014-15): Saw action in 28 games - all off the bench ... credited with an offensive rebound in the NCAA Tournament vs. Louisville (3/22) ... grabbed a career-high five rebounds and



scored 4 points in an 83-64 win over Illinois State (2/11) ... recorded his first career block on a shot by Iowa's Adam Woodbury in UNI's 56-44 win (12/20) ... posted a career-high 11 pts in eight minutes in a 71-65 overtime win over George Mason (12/6) ... scored 6 points and grabbed 2 rebounds in UNI's 73-54 win over Virginia Tech at Cancun Challenge (11/25) ... tallied 8 points and 3 rebounds in a 64-45 exhibition triumph over Bemidji State ... scored 9 points and





grabbed 3 rebounds in an 83-66 exhibition victory over Upper Iowa.

FRESHMAN (2013-14): Redshirted.

HIGH SCHOOL: Earned all-state honors as a senior at Ashwaubenon High School ... averaged 13.1 points, 7.4 rebounds and 1.0 block per game as a junior ... earned second-team all-conference honors in 2011-12.

PERSONAL: Born May 23, 1995 ... son of Brian and Donna Koch ... younger brother of former UNI Panthers Jake and Adam Koch ... majoring in psychology.

Koch's Career-Highs

Points
22 vs. Southern Illinois (Jan. 31, 2016)
Field Goals Made
8 vs. Southern Illinois (Jan. 31, 2016)
3 Pt. Field Goals Made
None
Free Throws Made
8, two times
Free Throws Attempted
12 vs. Southern Illinois (Jan. 31, 2016)
Rebounds
11 vs. Southern Illinois (Jan. 31, 2016)
Assists
2, three times
Steals
2, two times
Blocked Shots
3 vs. Southern Illinois (Jan. 31, 2016)
Minutes Played
30 vs. Southern Illinois (Jan. 31, 2016)

Koch's Career Statistics

Year	G-GS	FG-FGA	Pct.	3FG-3FGA	Pct.	FT-FTA	Pct.	Reb.-Avg.	PF	A	TO	B	S	Pts.-Avg.
2014-15	28-0	15-28	.536	0-0	.000	9-17	.529	17-0.6	23	0	9	3	0	39-1.4
2015-16	36-36	99-199	.497	0-0	.000	77-104	.740	127-3.5	91	16	52	13	10	275-7.6
Totals	64-36	114-227	.502	0-0	.000	86-121	.711	144-2.3	114	16	61	16	10	314-4.9





#33

**Wyatt
Lohaus**

*North Liberty, Iowa
Iowa City West HS
6'2" • 180 lbs.
Guard
Junior*

SOPHOMORE (2015-16): Played in all 36 games ... second team Scholar-Athlete honoree with a 3.28 GPA in movement & exercise science ... shot 77.8 percent from the foul line on the season ... his 3-pointer gave UNI an 82-79 lead with :26 left in overtime vs. Texas A&M (3/20) ... grabbed a career-high six rebounds in UNI's 75-72 win over Texas (3/18) ... played a career-high 35 minutes and scored 6 points in a 57-52 win over Wichita St. (3/5) ... his layup with 1:57 left in regulation tied the Shockers at 47-47 ... scored 9 consecutive points in the 1st half of UNI's 66-60 win over Southern Illinois (3/4) ... scored 6 points and had 3 assists in a 75-66 win over Illinois State (2/20) ... chipped in with 11 points off the bench and handed out 4 assists at Wichita State (2/13) ... played a career-high 29 minutes and drained two 3-pointers at Missouri State (1/6) ... scored all 11 of his points in the first half at Southern Illinois (1/2) ... sank a pair of first-half 3-pointers in UNI's 81-79 win over No. 5 Iowa State (12/19) ... scored a career-high 12 points at New Mexico (12/12) ... knocked in eight first-half points in a 73-65 win at George Mason (12/8) ... tied a career-high with 3 steals in a 97-51 win at North Dakota (11/28) ... drained all three of his 3-pointers in 16 minutes vs. Dubuque (11/25) ... his layup with 9:16 left in the 2nd half capped a 22-4 run vs. North Carolina (11/21) ... set a career-high with 5 rebounds a 70-60 win over SFA (11/17) ... scored 4 pts and dished out four assists vs. Colorado State (11/14) ... scored 5 pts and handed out 3 assists in



a 70-50 exhibition win over Truman State.

FRESHMAN (2014-15): Saw action in all 35 games as a true freshman ... averaged 3.8 points per game ... tied for fifth on the team with 20 steals ... drained a 3-pointer in the first half of the NCAA Tournament game vs. Louisville (3/22) ... tied a career-high with four rebounds in UNI's 71-54 NCAA Tournament win over Wyoming (3/20) ... scored 7 points and helped UNI to a 63-49 MVC Semifinal win over Loyola, 63-



49 ... knocked in two 3-pointers and scored 7 points in a 68-57 victory over Evansville (2/25) ... buried two 3-pointers and scored 8 points in an 83-64 win over Illinois State (2/11) ... notched 7 points, 4 rebounds and 2 steals in a 74-63 win over South Dakota State (12/28) ... registered a career-high 3 steals in UNI's 71-65 overtime win vs. George Mason (12/6) ... scored 11 points and drained two 3-pointers in the second half of a 79-77 overtime win at Stephen F. Austin (11/18) ... scored 3 points, grabbed 2 rebounds and had 2 assists in his debut vs. North Dakota (11/15) ... tallied 8 pts and 3 rbs in a 64-45 exhibition triumph over Bemidji State ... scored 9 pts and grabbed 3 rbs in an 83-66 exhibition victory over Upper Iowa.

HIGH SCHOOL: Named state of Iowa's Mr. Basketball following his senior season ... helped lead Iowa City West to three consecutive state championships to close out his prep career ... he posted a four-year record of 95-9 that include four trips to the state tournament ... he tallied 1,271 points in high school, including 508 as a senior ... averaged 19.5 points and 4.2 assists per game as a senior ... first-team all-state pick by the Iowa Newspaper Association in 2013 and 2014 ... third-team all-state honoree by the INA in 2012.

PERSONAL: Born June 7, 1995 ... son of Anne Lohaus and Brad Lohaus ... majoring in movement and exercise science ... his father, Brad, played at the University of Iowa from 1982-1987 before embarking on a 12-year NBA career ... joined on the roster by his brother, Tanner, for the 2016-17 season.



W. Lohaus's Career-Highs

Points
12 at New Mexico (Dec. 12, 2015)
Field Goals Made
5, three times
3 Pt. Field Goals Made
3 vs. Dubuque (Nov. 25, 2015)
Free Throws Made
3, two times
Free Throws Attempted
4 vs. Bradley (Dec. 30, 2015)
Rebounds
6 vs. Texas (March 18, 2016)
Assists
4, two times
Steals
3, two times
Blocked Shots
None
Minutes Played
35 vs. Wichita State (March 5, 2016)

W. Lohaus's Career Statistics

Year	G-GS	FG-FGA	Pct.	3FG-3FGA	Pct.	FT-FTA	Pct.	Reb.-Avg.	PF	A	TO	B	S	Pts.-Avg.
2014-15	35-0	46-110	.418	17-36	.472	23-27	.852	41-1.2	33	23	19	0	20	132-3.8
2015-16	36-0	53-136	.390	18-56	.321	21-27	.778	56-1.6	39	36	31	0	13	145-4.0
Totals	71-0	99-246	.402	35-92	.380	44-54	.815	97-1.4	72	59	50	0	33	277-3.9





#23

**Jordan
Ashton**

*Mount Pleasant, Iowa
Mount Pleasant HS
Iowa State
6'4" • 192 lbs.
Guard
Senior*

Iowa State: Saw action in 24 games as the Cyclones reached the Sweet 16 of the 2016 NCAA Tournament ... scored 23 points, grabbed 17 rebounds and had four steals on the season ... scored a season-high five points at Kansas State (Jan. 16) ... pulled down a season-best three rebounds vs. TCU (Feb. 10) ... walk-on that earned a scholarship at Iowa State.

Junior College (Kirkwood Community College): Averaged 16.4 points, 3.0 rebounds and 1.4 assists in 21.6 minutes per game while helping the Eagles to a 25-7 record as a sophomore ... team was No. 8 in NJCAA Division II final poll ... earned First-Team All-America and All-Region XI honors ... was third nationally in free-throw percentage (88 percent) and 16th in 3-pointers made (82) ... connected on 43.6 percent of his three-point tries ... played for former Cyclone Bryan Petersen.

Northwest Missouri State: Saw action in 15 games in 2013-14 after redshirting his initial collegiate season ... averaged 2.5 points in 6.0 minutes per game ... scored 16 points against Baker.

High School: Earned first-team all-state honors at Mount Pleasant High School ... helped lead Mount Pleasant to the Iowa Class 3A State Championship ... was named 3A Player of the Year and earned Iowa State Tournament All-Tournament team and MVP accolades ... averaged 18.4 points per game as a senior.

Personal: Born on Jan. 12, 1994, in Mount Pleasant, Iowa ... son of Ronnie Ashton and Jodi Swift ... pre-business major.



Ashton's Career-Highs

Points

5 vs. Kansas State (Jan. 16, 2016)

Field Goals Made

2 vs. Kansas State (Jan. 16, 2016)

3 Pt. Field Goals Made

1, four times

Free Throws Made

None

Free Throws Attempted

None

Rebounds

3, two times

Assists

2 vs. Texas (Feb. 13, 2016)

Steals

1, four times

Blocked Shots

None

Minutes Played

28 vs. Texas Tech (Feb. 10, 2016)





#21

**Hunter
Rhodes**

**Canton, Ill.
Canton HS
Kirkwood CC
6'0" • 175 lbs.
Guard
Junior**

JUNIOR COLLEGE: Helped lead Kirkwood Community College to the NJCAA Division II national title in 2015-16 ... averaged a team-high 12.6 points per game ... led the squad in assists per game (4.1) ... shot 44.3 percent from 3-point range as a sophomore ... had eight 20-point scoring games as a sophomore ... made at least two three-pointers in 18 games in 2015-16 ... earned first-team all-region honors ... named the NJCAA Division II Region XI Tournament MVP.

HIGH SCHOOL: Averaged 23.2 points ... named the Daily Ledger Player of the Year as a senior ... all-league as a sophomore and senior



... scored 47 to set single-game scoring mark.

PERSONAL: Born Dec. 27, 1995, in Peoria, Ill. ... son of Kevin Rhodes and Betsy Grzanich ... has two brothers ... majoring in sports management.



#5

**Rafael
de Souza**

**Jundiai, Brazil
Gulf Coast State
6'1" • 180 lbs.
Guard
Sophomore**

GULF COAST STATE COLLEGE: Saw action in 23 games as a redshirt freshman at Gulf Coast State ... scored a season-high 11 points and drained two three-pointers vs. Enterprise State Community College (Dec. 15, 2015) ... grabbed a season-best four rebounds in a 75-55 win at Gordon State College (Nov. 13, 2015) ... sat out the 2014-15 season with a left foot fracture.

HIGH SCHOOL: Played on the U-19 national team in 2013 (Nike Global Challenge) ... all-state pick in 2012 ... played for the U-15 team.

PERSONAL: Born April 3, 1995, in Jundiai,



Brazil ... son of Maury de Souza and ViVian de Souza ... has two sisters (Isabella and Julianna) ... majoring in electrical engineering technology





#1

**Adam
McDermott***Cedar Rapids, Iowa
Canton HS
Kirkwood CC
6'0" • 190 lbs.
Guard
Junior*

NORTH DAKOTA: Averaged 6.7 points and 2.3 rebounds per game in 32 games as a true freshman at the University of North Dakota in the 2015-16 season ... scored a career-high 28 points and made eight three-pointers in a 76-60 win over Idaho State (Feb. 4).

HIGH SCHOOL: Led Cedar Rapids Xavier High School to its best season in school history in 2014-15 under the direction of head coach Ryan Luehrsmann ... averaged 18.0 ppg in helping lead the Saints to a school-record 18 wins and third-place finish at the Class 3A State Tournament ... earned INA Class 3A first-team all-state honors as a senior ... averaged



16.5 ppg, 5.3 rpg and 1.5 spg as a junior and earned INA Class 3A third-team all-state honors ... first-team all-MVC honors for the Valley Division as a junior and senior.

PERSONAL: Son of Scott and Jill McDermott ... nephew of UNI Hall of Famer and former men's basketball head coach Greg McDermott.



#12

**Lincoln
Conrey***Waterloo, Iowa
Waterloo West HS
6'7" • 218 lbs.
Forward
Redshirt Freshman*

REDSHIRT FRESHMAN (2015-16): Redshirted.

HIGH SCHOOL: Averaged 18.7 points and 9.3 rebounds per game as a senior for head coach Cliff Berinobis ... earned second-team all-state honors from the Iowa Newspaper Association and third-team all-state accolades from the Des Moines Register as a senior ... was named first-team all-Mississippi Valley Conference as a junior and as a senior ... averaged 16.9 points and 10.3 rebounds and earned third-team all-state INA honors as a junior ... was also honored by the Iowa Basketball Coaches Association with a spot on the Academic All-State



Boys' Basketball Team.

PERSONAL: Born July 9, 1997 ... son of Jeff and Beth Conrey ... has a sister, Lauren ... majoring in accounting and real estate.





#15

**Justin
Dahl**

**Carver, Minn.
Holy Family HS
6'11" • 250 lbs.
Center
Redshirt Freshman**

REDSHIRT FRESHMAN (2015-16): Redshirted.

HIGH SCHOOL: A 2015 graduate of Holy Family Catholic High School ... second-team all-state pick as a senior as he averaged 18.6 points, 16.9 rebounds and 3.5 blocks ... set school record for points, blocks and rebounds in a single season ... had the eighth-highest single-season rebounding total in the state of Minnesota ... all-conference pick as a junior and a senior ... honorable mention all-conference selection as a sophomore ... his prep squad placed third in the state his junior season ... academic all-state honoree ... honor roll student ... four-year letterwinner in football



and basketball.

PERSONAL: Born Aug. 15, 1996, in Blue Springs, Mo. ... son of Tom and Janice Dahl ... has two siblings (Ryan and Kalie) ... majoring in mathematics (actuarial science).



#30

**Spencer
Haldeman**

**Peosta, Iowa
Western Dubuque HS
6'1" • 173 lbs.
Guard
Redshirt Freshman**

REDSHIRT FRESHMAN (2015-16): Redshirted.

HIGH SCHOOL: Named the Gatorade State Player of the Year as a senior ... averaged 24.3 and six rebounds per game while shooting 54 percent from inside the arc as a senior ... led Western Dubuque (19-4) to the Class 4A sub-state semifinals ... two-time first-team all-stater ... posted 5.1 assists and 2.2 steals per game ... led all of Class 4A with 119 total assists ... was named the 3A player of the year as a junior ... he scored a school-record 534 points (24.3 ppg) as a junior for coach Dennis Geraghty ... scored a season-high 44 points against Dubuque Wahlert ... earned first-team all-conference, all-region and all-state honors last season ... earned letters in golf (4) and basketball (3) ... honor roll.



PERSONAL: Born Nov. 15, 1996, in Dubuque, Iowa ... son of Steve and Amy Haldeman ... has a sister, Haley ... his mother was a golf student-athlete at UNI ... majoring in management (business administration).





#34

**Luke
McDonnell**

*Dubuque, Iowa
Dubuque Senior HS
6'9" • 218 lbs.
Forward
Redshirt Freshman*

REDSHIRT FRESHMAN (2015-16): Redshirted.

HIGH SCHOOL: Averaged 21.0 points per game in his final prep season at Dubuque Senior High School ... earned all-state and all-conference honors as a senior ... played on three state tournament teams ... sixth man as a sophomore ... started as a junior and senior ... finished his HS career with 905 points, 519 rebounds and 179 blocked shots ... he averaged 12 points and six rebounds as a junior, while earning second-team all-conference honors for coach Wendell Eimers ... as a sophomore his Rams squad placed third in the state tournament ... helped the Rams to a conference



championship in 2014.

PERSONAL: Born Jan. 30, 1997, in Dubuque, Iowa ... son of Mark and Deb McDonnell has two siblings (Sam and Elle) ... major is undecided.



#24

**Isaiah
Brown**

*Flower Mound, Texas
Flower Mound HS
6'5" • 170 lbs.
Guard
Freshman*

HIGH SCHOOL: Offensive player of the year in his district ... first-team all-district pick ... averaged 17.0 points per game as a senior ... highest free throw percentage in his district (85 percent) ... he averaged 14 points, 4.0 rebounds, 4.0 assists and 2.0 steals as a junior at Flower Mound High School for head coach Eric Littleton ... Flower Mound finished third in their district in 2014-15 ... he earned second-team all-district honors as a junior ... was the No. 25-ranked recruit in the 2016 recruiting class in the state of Texas according to Texas Hoops ... played AAU ball for Marcus Smart YGC36 for head coach Vonzell Thomas.



PERSONAL: Born May 26, 1998 ... son of Craig and Sophia Brown ... has two siblings, Landon (11) and Maliyah (3) ... major is undecided.





#22

Tanner Lohaus

North Liberty, Iowa
Iowa City West HS
6'7" • 205 lbs.
Forward
Freshman

HIGH SCHOOL: Helped Iowa City West to the 2014 state championship for head coach Steve Bergman and a 23-3 record ... guided Iowa City West to a third-place finish in the 2015 state tournament with a 25-1 record ... as a junior, Lohaus averaged 11.1 points, 4.5 rebounds and 2.0 assists ... earned second-team all-Mississippi Valley Conference honors as a junior ... led Iowa City West to state runner-up finish with a 21-5 overall record as a senior ... his tip-in at the buzzer of the state semifinal lifted Iowa City West past Cedar Falls, 61-59 ... averaged 8.4 points, 4.3 rebounds and 1.8 assists per game as a senior.



PERSONAL: Son of Anne Lohaus and Brad Lohaus ... younger brother of UNI junior guard Wyatt Lohaus.




#13

Juwan McCloud

Germantown, Wis.
Germantown HS
5'11" • 173 lbs.
Guard
Freshman

HIGH SCHOOL: Named back-to-back North Shore Conference player of the year as a junior and a senior ... first-team all-state pick as a senior ... all-county player of the year ... averaged 24.0 points and 5.0 assists per game ... led Germantown HS to the Division I state championship game as a junior ... averaged 16.7 points per game as Germantown posted a mark of 27-1 in 2014-15 for then head coach Steve Showalter ... played AAU with the Wisconsin Swing coached by Justin Litscher.

PERSONAL: Born Dec. 1, 1997, in Milwaukee, Wis. ... son of Brian and Mellisa McCloud. He



has an older brother, Jalen ... majoring in computer science.





WatchESPN is the app and website that allows you to watch the ESPN networks. Live. Anytime. Anywhere.

Unlimited access to the following ESPN Networks live:



Available wherever you go on the following devices and platforms:

**WatchESPN.com | iOS | Apple TV | Android | Chromecast
Kindle Fire | Fire TV | Fire TV Stick | Xbox | Windows 8 | Roku**

You must receive TV video service from one of the following providers:



To see if your provider* has access to WatchESPN, visit WatchESPN.com/about



ESPN3 is the 24/7 live digital network available on WatchESPN

PROGRAMMING

ESPN3 exclusively airs 7,000+ live events featuring more than 40 major global sports every year:

Over 380 College Football Games
Over 1,000 College Basketball Games

Exclusive NCAA Championships Coverage:
FCS/Division II/Division III Football, Women's Basketball, Swimming and Diving, Indoor/Outdoor Track & Field, Baseball, Softball, Wrestling

All Four Tennis Majors, ATP/WTB Events, X Games, Golf

DISTRIBUTION

AFFILIATED SERVICE PROVIDER (WIRELESS OR VIDEO):

Over 300 affiliated service providers including AT&T, Bright House, Cablevision, Charter, Comcast, Cox, DIRECTV, DISH, Time Warner Cable, and Verizon

ESPN3 is in 99 Million U.S. Homes

WatchESPN is in more than 93 Million Homes

COLLEGE AND MILITARY:

Available at no cost to U.S. college students and U.S. - based military personnel

HOW TO CONNECT

GO TO WATCHESPN.COM

Online registration for WatchESPN is required through your TV service provider. If your TV service provider is not one of our participating providers, you may still have access to ESPN3 on WatchESPN through your high speed internet provider.

WATCHESPN APP

Download the WatchESPN App for iOS or Android mobile

APPLE TV, FIRE TV ROKU AND XBOX

Access to WatchESPN, ESPN3, clips and highlights are available as part of a video subscription from affiliated providers.



***Coaching
Staff***



Ben Jacobson
Head Coach
11th Season
Univ. of North Dakota, '94
@CoachJake_UNI

University of Northern Iowa head coach Ben Jacobson personifies class and dignity on and off the floor as the leader of the Panther men's

basketball team.

Jacobson is the UNI men's basketball program's all-time wins leader with 220 victories through 10 seasons. He has guided the Panthers to four NCAA Tournament appearances and four NCAA victories.

In 2015-16, Jacobson led the Panthers to a 23-13 overall record and the program's eighth NCAA Tournament appearance. UNI earned a spot in the 2016 NCAA Tournament by capturing the Missouri Valley Conference Tournament title with wins over three 20-plus win teams in Southern Illinois, Wichita State and Evansville in St. Louis.

UNI then scored a 75-72 victory over Texas in the first round of the 2016 NCAA Tournament on a half-court buzzer-beater by

senior Paul Jespersen.

The 2015-16 season included so many ups and downs. It featured wins over No. 1 North Carolina, No. 5 Iowa State and No. 25 Wichita State. It also saw the Panthers limping at 10-11 overall and 2-6 in Missouri Valley Conference play on Jan. 23. But behind the leadership of seniors Matt Bohannon, Paul Jespersen and Wes Washpun, the Panthers and Jacobson turned their season around by winning 13 of their next 14 games - including the MVC Tournament title.

Even though the season came to an end in the second round of the NCAA Tournament after a 92-88 double-overtime loss to Texas A&M - UNI is among 13 schools in the nation to have reached the second round of the NCAA Tournament in back-to-back years with at least 54 combined wins as well.

In 10 seasons at UNI, Jacobson has posted an overall record of 220-118 (.650 winning percentage). Jacobson has averaged 22 wins per season at UNI.

Jacobson guided UNI to a 31-4 record in the 2014-15 season, which included a school-record 16-game winning streak, an MVC Tournament title and the school's first-ever top-10 national ranking. UNI finished the season ranked No. 14 in the final Coaches Top





25 poll. He led UNI to its fourth all-time NCAA Tournament victory with a 71-54 triumph over Wyoming in the second round. The 2014-15 season also saw UNI's Seth Tuttle earned consensus second-team All-America honors.

For the third time in nine seasons, Jacobson was awarded the Missouri Valley Conference's Coach of the Year Award. Jacobson led the Panthers to a school-best 16 MVC wins in league play.

The Panthers posted their fourth consecutive top-three finish in the 2015 Missouri Valley Conference standings with a 16-2 league mark. UNI has finished in the top three of the MVC standings in five of the last six seasons under coach Jacobson.

UNI has also placed in the upper half of the MVC standings in 13 straight seasons. Prior to the current streak starting in 2003-04 (when UNI tied for second

and won the MVC Tournament), the Panthers had only finished in the top half of the league standings twice since joining the conference in 1991.

Jacobson has guided the Panthers to postseason play in seven of his 10 seasons as head coach, including four trips to the NCAA Tournament (2009, 2010, 2015 and 2016). UNI reached the Sweet 16 in 2010 following wins over UNLV and No. 1-ranked Kansas. UNI competed in the 2012 National Invitational Tournament and scored a first-round road victory over Saint Joseph's. UNI also took part in the 2011 and 2013 CollegiateInsider.com

tournaments. UNI advanced to the semifinals of the 2013 CIT. The Panthers scored a 71-54 win over Wyoming in the 2015 NCAA Tournament to secure the fourth all-time tournament victory for the program. UNI produced its fifth NCAA Tournament win with a 75-72 triumph over Texas in the 2016 tourney.

Jacobson has had 20 players earn All-MVC first team, second team or honorable mention honors in his tenure at UNI. His tenure has also seen UNI honored with a pair of Larry Bird MVC Player of the Year honorees in Adam Koch (2010) and Seth Tuttle (2015).

Jacobson has also seen 20 players earn Academic All-Conference honors for the Panthers in his time at UNI. Adam Koch (2010) and Nate Buss (2015) each earned MVC Scholar-Athlete of the Year honors for the Panthers. UNI is the only men's basketball school in the MVC to have

The Jacobson File

Coaching Experience

2006-present UNI, head coach
2005-06 UNI, associate head coach
2001-05 UNI, assistant coach
2000-01 North Dakota State Univ., assistant coach/
recruiting coordinator
1996-2000 Univ. of North Dakota, assistant coach/
recruiting coordinator
1994-96 Univ. of North Dakota, graduate assistant

Playing Experience

1989-93 Univ. of North Dakota
Four year letterwinner
Two-year team captain

Education

1994 Univ. of North Dakota, bachelor's, physical education

Personal

Family Wife: Dawn
Children: Hunter (13) and Tanner (11)
Birthdate Dec. 16, 1970

earned the APR Top-10 percent honor in each of the previous three seasons.

The Panthers have had players make immediate impact during Jacobson's tenure with seven players earning a spot on either the MVC All-Newcomer or MVC All-Freshmen teams since the 2006-07 season. Seth Tuttle earned MVC Freshman of the Year honors in 2012.

Jacobson is the only Panther head coach to have posted wins at Iowa and at Iowa State. Jacobson's 2006-07 UNI squad notched the program's first-ever win in Iowa City with a 57-55 win over the University of Iowa. He has posted three victories over Iowa State in Hilton Coliseum. Jacobson led the Panthers to wins in Ames on Nov. 27, 2007 (61-48), Dec. 2, 2009 (63-60) and Nov. 30, 2011 (69-62). Prior to Jacobson's three-game win streak in Ames, UNI had won only two times in Ames - in 1997 (54-48) under Eldon Miller and in 1963 when Norm Stewart led the Panthers to a

59-54 win.

Jacobson became the fastest coach in Panther history to tally 100 career wins. It took him only 149 games as the Panther head coach to accomplish the feat. The previous mark was set by Art Dickinson at 164 games.

What a season it was in 2009-2010 for the UNI Panthers under fourth-year head coach Ben Jacobson. The Panthers posted a 30-5 mark to eclipse the school record for wins by seven games and earned the program's first-ever Sweet 16 appearance by knocking off the No. 1-ranked Kansas Jayhawks in the NCAA Tournament's second round in Oklahoma City, Okla.

The Panthers finished the 2009-2010 season ranked No. 13 in the final ESPN/USA Today Coaches' Poll - marking the highest ranking in school history. UNI ranked No. 2 in the nation in scoring defense in 2009-10 giving up only 55.1 points per game. UNI also ranked No. 10 in the nation in fewest turnovers per game (10.7).

Jacobson-coached squads have made defense a priority and none more prevalent than the 2008-09 and 2009-10 seasons, which saw the Panthers named the Missouri Valley Conference's Army National Guard Defensive Team of the Year in back-to-back years.

The Panthers made their mark in 2008-09 on the road as the squad put up an impressive 11-1 mark on the road against league foes. Included in that impressive road mark was a streak of eight straight victories away from the McLeod Center, which was the eighth-longest road winning streak in the history of the



The Jacobson Family

Missouri Valley Conference.

The 2007-08 UNI team, which posted an 18-14 overall mark and advanced to the semifinals of the MVC Tournament, ranked 14th in the nation in fewest turnovers per game, averaging just 11.8. The Panthers turned it over more than 13 times in a game just 11 times, with a low of five against both Loyola (Dec. 1) and Illinois State (Jan. 30).

Jacobson's 2007-08 Panthers were also stalwarts on the defensive end of the floor. They led the Missouri Valley Conference in field goal percentage defense (.395), and were third in scoring defense (60.3 ppg) - ranking 17th and 14th nationally in those categories. UNI allowed only six opponents to score more than 68 points in any game in the 2007-08 season, holding its foes to 50 points or less six times, and holding 13 opponents to less than 38 percent shooting.

Jacobson also coached UNI as

it became the first college program ever to represent the United States of America at an international basketball competition. In August 2007, UNI was chosen to be Team USA at the World University Games in Bangkok, Thailand. Donning the Red, White and Blue, UNI went 5-1 in the tournament, losing only to eventual gold medalist Lithuania, while posting wins over Angola, Turkey, China, Finland and Israel.

Jacobson finished his first campaign at the helm of UNI with an 18-13 record. The 18 wins were the most for a first-year Panther head coach since the team joined the Division I ranks in 1980. In addition, UNI posted wins over Iowa State and Iowa - sweeping the Cyclones and Hawkeyes in the same season for just the second time ever - including posting a win in Iowa City for the first time in program history.

Academics also are of the highest priority under Jacobson. UNI enters the 2015-16 season with a 3.00 cumulative team GPA. A total of 25 Panther basketball players have earned first-team, second-team or honorable mention Academic All-Conference honors since 2003.

Jacobson, 45, was hired as head men's basketball coach on March 22, 2006, becoming the 21st head coach in UNI history.

Before taking over as head coach, Jacobson was the Panthers' top assistant coach starting in 2001, and was a key cog in bringing the Panthers from the basement of the Missouri Valley Conference to the penthouse. With Jacobson on staff, the development of UNI

Jacobson vs. Opponents			Team	Record	Last	Team	Record	Last
Team	Record	Last	Louisville	0-2	2014-15	Savannah State	1-0	2013-14
Auburn	1-0	2008-09	Loyola	5-4	2015-16	SIU Edwardsville	1-0	2010-11
Boston College	1-0	2009-10	Loyola Marymount	1-0	2013-14	SMU	0-1	2010-11
Bradley	20-5	2015-16	Marquette	0-1	2008-09	South Carolina St.	1-0	2010-11
Bucknell	1-0	2006-07	Maryland	0-1	2013-14	South Dakota St.	3-1	2014-15
BYU	1-0	2015-16	Massachusetts	1-0	2007-08	Southern Illinois	16-7	2015-16
Cal Poly	1-0	2007-08	Memphis	0-1	2012-13	Stanford	0-1	2012-13
Chicago State	1-0	2008-09	Michigan State	0-1	2009-10	Stephen F. Austin	2-0	2015-16
Coe	2-0	2013-14	Milwaukee	4-2	2013-14	Syracuse	0-1	2010-11
Colorado State	1-1	2015-16	Missouri State	15-5	2015-16	St. Joseph's	1-0	2011-12
Creighton	6-9	2012-13	Morehead State	1-0	2010-11	St. Mary's	1-1	2012-13
Denver	3-1	2014-15	Morgan State	1-0	2014-15	Siena	1-1	2009-10
DePaul	0-1	2009-10	Nevada	0-2	2007-08	Texas	1-0	2015-16
Drake	14-7	2015-16	New Mexico	1-1	2015-16	Texas A&M	0-1	2015-16
Drexel	0-1	2011-12	Nicholls State	1-0	2006-07	TCU	1-0	2010-11
Dubuque	1-0	2015-16	North Carolina	1-0	2015-16	Texas Southern	1-0	2008-09
East Carolina	1-0	2009-10	North Dakota	7-0	2015-16	Toledo	1-0	2012-13
Evansville	14-7	2014-15	North Florida	1-0	2014-15	UMKC	2-0	2007-08
George Mason	3-2	2015-16	North Texas	1-0	2015-16	UNLV	1-1	2012-13
Hawaii	0-1	2015-16	Northern Colo.	2-0	2012-13	VCU	1-2	2014-15
Illinois State	17-8	2015-16	Northern Illinois	2-0	2009-10	Virginia	0-1	2013-14
Illinois-Chicago	1-2	2012-13	Northwestern	1-0	2014-15	Virginia Tech	1-0	2014-15
Indiana	1-0	2010-11	Ohio	0-2	2013-14	Wartburg	3-0	2012-13
Indiana State	11-10	2015-16	Old Dominion	2-0	2011-12	Washington	0-1	2006-07
Iona	1-0	2013-14	Pepperdine	1-0	2006-07	Washington St.	0-1	2015-16
Iowa	4-4	2014-15	Purdue	0-1	2008-09	Weber State	0-1	2012-13
Iowa State	6-2	2015-16	Providence	1-0	2011-12	Western Carolina	1-0	2011-12
Kansas	1-0	2009-10	Rice	1-0	2011-12	Wichita State	11-11	2015-16
La Salle	1-0	2013-14	Richmond	1-1	2015-16	Wyoming	2-1	2014-15
Loras	1-0	2011-12	Rider	1-0	2010-11	Totals	220-118	

basketball has been remarkable.

While this is Jacobson's first head coaching job, he had 12 years of prior assistant coaching experience. Before joining former UNI head coach Greg McDermott in Cedar Falls beginning with the 2001-02 campaign, he served one season as an assistant coach under McDermott at Division II North Dakota State. His responsibilities there included serving as recruiting and academic coordinator.

Jacobson has a long history in the North Central Conference, having played at the University of North Dakota from 1989-93. He was a four-year letterman for the Sioux, a two-year starter, and

he ended his career as the school's all-time assist leader. UND made two Elite Eight appearances and four regional appearances, along with winning two conference championships, during his career. He was team captain in 1991-92 and 1992-93, was named to the NCC's All-Academic Team in 1993, and was a player representative to UND's letterwinner's association from 1991-93.

In September of 2008, his 1989-90 team from the University of North Dakota - when he was a freshman guard for the Fighting Sioux - was inducted into the UND Athletics Hall of Fame. That squad finished 28-7 overall, including a perfect 16-0 at home,

and finished third in the nation.

He was a student assistant coach at North Dakota from 1993-94. From 1994-96, he was a graduate assistant at UND and became a full-time assistant coach for the Sioux from 1996-2000. He served as an assistant coach at North Dakota State University in the 2000-01 season.

A native of Mayville, N.D., Jacobson graduated from Mayville-Portland High School in 1989 as valedictorian. He received his bachelor's degree in physical education from the University of North Dakota in 1994.

Jacobson and his wife, Dawn, have two children, Hunter (13) and Tanner (11).



P.J. Hogan
Assistant Coach
14th Season
Morningside, '99
UNI, '08

P.J. Hogan is in his 14th year at the University of Northern Iowa, and his 12th as a full-time assistant coach.

Hogan is responsible for coordinating player development, particularly

with the Panthers' perimeter players, and is heavily involved in recruiting. He also is in charge of coordinating UNI's opponent scouting as well as the team's numerous summer camps.

Prior to coming to UNI, Hogan served as the top assistant coach at Southwest State University (known today as Southwest Minnesota State) for two years. At the Division II school, he helped lead them to an overall record of 38-18 and two second-place finishes in the Northern Sun Intercollegiate Conference. The 2001-02 team won 21 games – the second-most wins in school history – and advanced to the conference tournament championship game.

While at Southwest State, he was in charge of recruiting and player development. In addition, he oversaw the team's strength and conditioning program,

and served as the team's academic coordinator.

Before going to Southwest State, Hogan worked at North Dakota State University during the 2000-01 season as an assistant coach, as well as the 1999-2000 season at Wayne State College. Hogan was part of one of most successful seasons in school history, as the Wildcats went 26-6 and reached the NCAA Division II Sweet Sixteen.

A native of Dubuque, Iowa, Hogan was a four-year letterwinner at Morningside College in Sioux City, Iowa. He graduated from Morningside in 1999 with a degree in sociology and was named to the North Central Conference's honorable mention all-academic team.

A high school graduate of Dubuque Hempstead, Hogan was a Class 4A first-team all-state performer.

Hogan earned his master's degree in leisure services from UNI in 2008.

The Hogan File

Coaching Experience

2005-present UNI, assistant coach
 2003-05 UNI, graduate manager
 2001-03 Southwest State, assistant coach
 2000-01 .. North Dakota State Univ., assistant coach
 1999-2000 Wayne State (Neb.), grad. assistant coach

Playing Experience

1996-99 Morningside

Education

1999 Morningside, bachelor's, sociology
 2008 UNI, master's, leisure services

Personal

Birthdate Aug. 2, 1976





Kyle Green
Assistant Coach
Recruiting Coordinator
11th Season
Hamline, '92
St. Thomas, '99

Kyle Green will serve as the Panthers' recruiting coordinator along with his role as an assistant coach.

Green is in his third stint as an assistant coach for the UNI Panther men's basketball team. Green served as an

assistant from 2001-2003 and from 2006-2011.

In the 2011-2012 season, Green was the head coach at Wisconsin-Eau Claire - a Division III school in Eau Claire, Wis.

In between his previous two terms as a Panther assistant, Green was an assistant coach at Marquette University in the 2003-2004 season and the head coach of Lewis University, a Division II school in Romeoville, Ill., in the 2004-2005 and 2005-2006 seasons.

Green started his coaching career in 1992 as player/coach of the Frederica (Denmark) Basketball Club. He was named Denmark Serie Coach of the Year after guiding Frederica to a 30-3 record and the Denmark Serie title. He then served as an assistant coach from 1993-1995 at his alma mater, Hamline (Minn.) University. He has also served as an assistant coach at Southwest Minnesota State (1995-1997), and Augustana (S.D.) College (1997-2000) and was head coach at Western State (Colo.) College during the 2000-2001 season.

A native of Minneapolis, Minn., Green received his bachelor's degree in social studies/psychology from Hamline in 1992. He was a four-year letterwinner for Hamline, earning academic all-conference honors as both a junior and senior.

Green earned his master's degree in athletic administration from St. Thomas University in 1999.

He and his wife, Michele, are the parents of a son, A.J. (17), and a daughter, Emerson (14).



The Green Family

The Green File

Coaching Experience

2012-present UNI, assistant coach
 2011-12 Wisconsin-Eau Claire, head coach
 2006-11 UNI, assistant coach
 2004-06 Lewis, head coach
 2001-03 UNI, assistant coach
 2000-01 Western State, head coach
 1997-2000 Augustana (S.D.), assistant coach
 1995-97 . . . Southwest (Minn.) State, assistant coach
 1993-95 Hamline, assistant coach

Playing Experience

1992-93 Frederica Basketball Club
 1989-92 Hamline

Education

1992 . Hamline, bachelor's, social studies/psychology
 1999 . . St. Thomas, master's, athletic administration

Personal

Family Wife: Michele
 Children A.J. (17), Emerson (14)
 Birthdate June 26, 1970



Erik Crawford
Assistant Coach
6th Season
UNI, '06
Iowa State, '11

Erik Crawford is in his sixth season as an assistant coach for the University of Northern Iowa men's basketball team.

Crawford, a native of Oakdale, Minn., totaled 1,108 points as a collegiate basketball player. As a Panther from 2003-06, he helped lead UNI to three straight appearances in the NCAA Tournament (2004, 2005, 2006). The Panthers posted a mark of

65-31 during Crawford's playing days. He was an honorable mention all-Missouri Valley Conference pick as a junior. He earned MVC All-Newcomer status in 2004 following a transfer from Bowling Green State University.

Crawford played prep basketball at Tartan High School in Oakdale, Minn., where he helped the Titans win the 2000 Minnesota Class 4A state title.

Crawford served as Creighton University's director of basketball operations in 2010-11. Prior to his year at Creighton, Crawford spent the previous four seasons at Iowa State University. With the Cyclones, he served as a graduate manager (two years) and as an assistant director of basketball operations (two years). Crawford worked for head coach Greg McDermott at both Creighton and Iowa State.

Crawford earned his undergraduate degree in leisure youth and human services from UNI in May 2006. He also earned his master's degree in kinesiology from Iowa State in May 2011.

He and his wife, Nicole, have a daughter, Mya Marie (9), and son, Treyvin Randall (6).



The Crawford File

Coaching Experience

2011-present UNI, assistant coach
 2010-11 Creighton, director of operations
 2008-10 Iowa State, asst. director of operations
 2006-08 Iowa State, graduate manager

Playing Experience

2003-06 UNI
 2002-03 Bowling Green

Education

2006 . . UNI, bachelor's, leisure youth & human services
 2011 Iowa State, master's, kinesiology

Personal

Birthdate Aug. 20, 1983
 Wife Nicole
 Children Mya (9), Treyvin (6)



The Crawford Family



Derrik Netten
Director of Basketball
Operations
10th Season
UNI, '06

Derrik Netten is in his 10th year working with the UNI men's basketball program, and ninth year in a full-time role as director of basketball operations. Netten coordinates team travel arrangements, the recruiting

database and players' academics.

Prior to joining UNI, he served as an assistant coach at the University of Wisconsin-Superior during the 2006-07 season, serving as the team's recruiting coordinator and camps director. He was on staff when UWS signed four top-40 recruits from the state of Wisconsin for the first time in school history, giving it the top recruiting class in the Wisconsin Intercollegiate Athletic Conference.

Netten, who served as the team's administrative assistant in 2007-08, graduated from UNI in 2006 with a bachelor's degree in elementary and middle school education.

He and his wife, Gina, reside in Cedar Falls with their daughter, Ellia (6) and sons, Christian (3) and Gabriel (2).



The Netten File

Coaching Experience


2008-present UNI, director of ops.
 2007-08 UNI, admin. assistant
 2006-07 Wis.-Superior, asst. coach

Education

2006 UNI, bachelor's,
 . . . elem. and middle school education

Personal

Birthdate Jan. 18, 1983
 Wife Gina
 Children . . Ellia (6), Christian (3), Gabriel (2)



The Netten Family



Johnny Moran
Video Coordinator
5th Season
UNI, '12

Johnny Moran is beginning his fifth season on the UNI men's basketball staff. He will serve as the video coordinator for the 2016-17 season.

Moran joined the staff in 2012-13 as a graduate manager after a stellar four-

year career that saw him become a 1,000-point scorer and lead the Panthers to a pair of NCAA Tournament berths.

A native of Algonquin, Ill., Moran was inducted into the Jacobs High School Hall of Fame on Sept. 19, 2014. Moran holds the Jacobs HS records for most points scored (1,918), assists (443) and steals (344).

Moran earned his bachelor's degree at UNI in movement and exercise science in 2012.



Jake Koch
Graduate Manager
2nd Season
UNI, '13

Jake Koch will begin his second season as a graduate manager for the UNI men's basketball staff.

Koch enjoyed a four-year playing career for the Panthers from 2009-2013. He ranks No. 2 on UNI's all-time games played chart after he

saw action in 138 games. He is one of 37 players in UNI's history to record 1,000 points. Koch ranks No. 2 on UNI's all-time blocked shots list with 123.

Koch played two seasons overseas in Europe before returning to the Panther program.

He is married to the former Sam Copley. The couple resides in Cedar Falls.



Don Bishop
Director of Athletic Training Services
16th Season
Upper Iowa, '92
UNI, '97

Don Bishop, Director of Athletic Training Services, is in his 16th year at UNI. He is directly responsible for the health care of the men's basketball team and supervision of 10 certified

athletic trainers on the UNI athletic training staff. Bishop also is a clinical instructor within the UNI Athletic Training Education Program. Prior to his arrival at UNI, he was the director of athletic training education and head athletic trainer for seven years at Upper Iowa University.

He is certified in Active Release Technique.

Bishop was recognized as the Collegiate Athletic Trainer of the Year by the Iowa Athletic Trainers' Society (IATS) in 2013.

Bishop received his bachelor's degree in health, physical education and recreation from Upper Iowa in 1992 and his master's in health, physical education and leisure services from UNI in 1997. In his position at Upper Iowa, he coordinated athletic training coverage for 17 Division III sports teams.

Prior to joining Upper Iowa's staff, he was the clinical athletic training outreach coordinator at Winneshiek County Memorial Hospital in Decorah, Iowa, from 1992-94, and was an adjunct instructor at Northeast Iowa Community College in Calmar, Iowa, in spring 1994.

Bishop is a member of the National Athletic Trainers' Association (NATA), Mid-America Athletic Trainer's Society and the College Athletic Trainers' Society. He served on the NATA College/University Athletic Training Student Committee and has been an examiner for NATA Board of Certification Exam.

In his free time, Bishop is an avid runner and has taken part in numerous marathons, including multiple Twin Cities Marathon.

He and his wife, Sheri, have two daughters, Bri and Tori, along with a son-in-law, Cleighton Watson.



The Bishop Family



2015-16 Review

by Luke Meredith
Associated Press Writer

An NCAA Tournament loss just a game shy of the Sweet 16 shouldn't obscure what the University of Northern Iowa accomplished this season.

Seniors Matt Bohannon, Paul Jespersen and Wes Washpun were stuck on a bus, heads hung low, after yet another game that UNI let slip away.

The Panthers were 10-11 and 2-6 in Missouri Valley play after losing at Illinois State, looking nothing like the team that had already beaten North Carolina and Iowa State. The NCAA Tournament didn't seem like a realistic goal anymore, maybe just a respectable finish in the conference.

But the Panthers program has long moved past mediocre aspirations. So Bohannon, Jespersen and Washpun huddled up and decided that UNI was simply done with losing and that it was up to them to make sure of it.

What followed was a 12-1 finish to the regular season, capped by a thrilling 56-54 win over Evansville in the league tournament final that wrapped up the Panthers' seventh NCAA tourney trip since 2004.

"A lot of teams in the country would have laid down and accepted that this season is a failure. It doesn't really matter how we finish. But that's not how it is around here. We're not going to lay down," Jespersen said.

Last season, using the same veteran formula that had worked so well in 2010, Northern Iowa won a school-record 31 games.

"Most of the guys on this year's team watched how much more (last year's team) put into last year in the spring, summer and fall. They saw them change in terms of their preparation and their determination," Jacobson said. "When you're a part of that, the last thing you want to do is be the guys that allowed that to slip."

Still, most didn't believe this particular team was likely to make a tournament push — right up until they beat the Tar Heels and the Cyclones. And then, things started to fall apart.

A three-week stretch of minor injuries and a flu bug that ran through the locker room precipitated a 1-6 stretch that made even an NIT bid a longshot.

UNI's senior leaders, like they've done for years, pulled the program out of its tailspin. The turnaround was capped, rather fittingly, with Washpun's buzzer-beating jumper in the Valley title game.

"The reason it happened was Bo, Wes and Paul. They didn't get completely sideways," Jacobson said. "The only reason it all came together was that those three guys did not go south. Had they gone south, we were never coming out of it."

The Panthers kept it going into the NCAA Tournament and provided one of March Madness's signature moments - a half-court buzzer-beating shot by Jespersen to defeat Texas, 75-72.

UNI's NCAA Tournament run would eventually come up short in a 92-88 double-overtime thriller vs. No.

3-seeded Texas A&M in the second round.

"We understood that if we came together we could do anything. If you have that belief, it's college basketball. You can do anything," Bohannon said.

2015-16 UNI MBB NOTES

8TH OVERALL NCAA APPEARANCE FOR UNI

UNI made its eighth NCAA Tournament appearance. UNI won a first-round NCAA game for the fourth time in program history.

7TH NCAA TOURN. SINCE 2004

The Panthers earned their seventh NCAA appearance since the 2004 season. The seven appearances since 2004 is the most of any member of the MVC in that time frame.

Wichita State has appeared in six NCAA Tournaments since 2004, to rank second in the MVC.

BIG 8/BIG 12 SLAYERS

Of UNI's five wins in the NCAA Tournament three have come against members of the Big 8/Big 12 at the time of the game — and all three have had dramatic endings.

UNI's first NCAA Tournament win came in 1990 when the Panthers knocked off No. 3-seeded Missouri in the first round, 74-71. UNI's Maurice Newby sank a three-pointer with :02 left to provide the win.

UNI advanced to the program's first-ever Sweet 16 with a 69-67 victory over No. 1-seeded Kansas in the 2010 NCAA Tournament. UNI's Ali Farokhmanesh drilled a three-pointer with :35 left to help UNI upset the Jayhawks.

In the 2016 NCAA Tournament first-round game, UNI's Paul Jespersen made a half-court shot at the buzzer to defeat Texas, 75-72.

CAREER NIGHT FOR MORGAN

UNI junior guard Jeremy Morgan posted a pair of career-highs and tied for the single-highest scoring game of the 2016 NCAA Tournament with 36 points and 12 rebounds against Texas A&M.

Morgan's 30-plus point game was the 20th 30-plus point scoring game by a UNI player since joining the Missouri Valley Conference in 1991-92.

His 36-point point outburst vs. the Aggies is the most by a UNI panthers since Jason Daisy scored 36 vs. Nebraska on Dec. 16, 1995.

It also set the UNI scoring standard in a NCAA Tournament game. The previous mark of 29 was set by Jason Reese vs. Minnesota on March 18, 1990.

WES SETS UNI NCAA POSTSEASON ASSIST RECORD

Senior guard Wes Washpun handed out 10 assists vs. Texas A&M to set the UNI single-game NCAA Tournament record for assists. Dale Turner held the previous single-game NCAA high for UNI with nine assists vs. Minnesota on March 18, 1990.

MORGAN NETS 2ND MOST REBOUNDS IN UNI TOURNAMENT GAME

Junior Jeremy Morgan grabbed 12 rebounds vs. Texas A&M to rank as the second-highest total in UNI's NCAA Tournament history.

Jason Reese set the school record for NCAA Tournament rebounds with 15 vs. Missouri on March 16, 1990.

IT WAS TIGHT IN ST. LOUIS

UNI emerged victorious in all three of its MVC Tournament games despite each game being tied in the final minute of regulation.

UNI and Southern Illinois were tied at 58-58, before Wes Washpun made a layup with :47.5 left. UNI would win, 66-60.

The Panthers and Shockers were tied at 47-47 following a layup from Wyatt Lohaus to tied it up with 1:57 left in regulation. UNI would go on to win in overtime, 57-52.

UNI and Evansville were knotted up at 52-52 before Washpun put UNI back on top 54-52 with :50.5 left. UE's D.J. Balentine tied it back up at 54-54 on a putback with :24.9 left. Washpun then put the finishing touches on the championship with an 18-foot buzzer-beating jump shot to give UNI the title, 56-54.

MVC TOURNAMENT'S MOST OUTSTANDING PLAYER

UNI senior guard Was Washpun was named the Missouri Valley Conference Tournament's Most Outstanding Player.

Washpun averaged 16.3 points per game and shot 51.4 percent from the field in leading UNI to three victories over 20-win teams.

Washpun scored 11 points including the go-ahead layup with :47.9 seconds left in UNI's 66-60 win over Southern Illinois in the quarterfinal.

The Cedar Rapids native poured

in 20 points, which included four in overtime, as UNI downed Wichita State, 57-52.

Washpun drained the game-winning 18-foot buzzer-beating jumpshot to clinch the MVC title over Evansville, 56-54. Washpun scored nine of UNI's final 12 points in the closing 7:09.

ALL-TOURNAMENT TEAM

Washpun was joined on the MVC All-Tournament team by Jeremy Morgan and Klint Carlson.

Morgan averaged 12.7 points per game and was 8-of-14 from three-point range in the tournament. Morgan scored 12 second-half points en route to an 18-point effort against SIU in the quarterfinal. Morgan drained a clutch three-pointer in overtime vs. Wichita State with 1:15 left to give UNI a 55-52 lead. Morgan finished the tourney with a 14-point performance and a career-high four 3-pointers against Evansville.

Carlson averaged 11.3 points per game and 4.7 rebounds per game. He scored a career-high 17 points in the MVC title game win over Evansville. Carlson scored nine points and grabbed a career-high nine rebounds in UNI's 57-52 overtime win over Wichita State.

20-WIN SEASONS

With its 66-60 victory over Southern Illinois, UNI earned the 12th 20-win season in program history.

Ten of those 20-win seasons have come since the 2003-04 season.

UNI's 23 wins tied for the third-most in school history.

FIFTH MVC TOURNEY TITLE

UNI moved to 5-1 all-time in MVC Tournament title games.

The Panthers have won five straight MVC tourney championship contests.

UNI is tied with Southern Illinois for second all-time in the league with five postseason crowns. Creighton holds the MVC record for tourney titles with 12.

TAKING DOWN RANKED FOES ON THE ROAD

UNI secured the program's second road victory over a ranked opponent Saturday in its 53-50 win at No. 25-ranked Wichita State. UNI also ended Wichita State's 43-game home-court win streak.

MULTIPLE WINS OVER RANKED FOES IN NON-CONFERENCE

For the second time in school history, UNI has posted two wins over ranked foes in the non-conference portion of its season. UNI scored a 71-67 win over No. 1 North Carolina (Nov. 21) and the Panthers added an 81-79 triumph over No. 5 Iowa State (Dec. 19).

UNI TOPPLES NO. 1 NORTH CAROLINA

UNI's 71-67 win against No. 1 North Carolina marked the first time in the MVC's 109-year history that a non-conference No. 1 team lost to an MVC team in a true road game.

MVC WINS OVER TOP-5 FOES

An MVC team has beaten two top-5 (AP poll) non-conference teams in the same season just 5 times in its 109-year history.



UNI Combined Team Statistics (as of Mar 21, 2016) All games

RECORD:	OVERALL	HOME	AWAY	NEUTRAL
ALL GAMES	23-13	11-3	6-8	6-2
CONFERENCE	11-7	7-2	4-5	0-0
NON-CONFERENCE	12-6	4-1	2-3	6-2

##	Player	gp-gs	min	avg	Total		3-Point		F-Throw		Rebounds				pf	dq	a	to	blk	stl	pts	avg
					fg-fga	fg%	3fg-fga	3fg%	ft-fa	ft%	off	def	tot	avg								
11	Washpun, Wes	36-36	1241	34.5	177-379	.467	26-89	.292	131-182	.720	9	138	147	4.1	94	2	190	93	25	42	511	14.2
05	Bohannon, Matt	36-36	1265	35.1	135-306	.441	93-232	.401	52-64	.813	1	148	149	4.1	69	0	33	25	3	28	415	11.5
20	Morgan, Jeremy	36-36	1164	32.3	128-264	.485	50-123	.407	99-123	.805	42	147	189	5.3	85	3	83	50	32	70	405	11.3
04	Jespersion, Paul	36-36	1090	30.3	130-304	.428	82-207	.396	46-52	.885	19	125	144	4.0	71	4	32	40	9	14	388	10.8
25	Koch, Bennett	36-36	675	18.8	99-199	.497	0-0	.000	77-104	.740	35	92	127	3.5	91	3	16	52	13	10	275	7.6
02	Carlson, Clint	33-0	729	22.1	92-190	.484	17-53	.321	42-54	.778	26	94	120	3.6	62	1	23	31	7	23	243	7.4
01	Austin, Aarias	9-0	121	13.4	17-43	.395	10-26	.385	5-5	1.000	0	16	16	1.8	7	0	7	8	0	2	49	5.4
33	Lohaus, Wyatt	36-0	660	18.3	53-136	.390	18-56	.321	21-27	.778	3	53	56	1.6	39	0	36	31	0	13	145	4.0
22	Knar, Robert	12-0	31	2.6	4-14	.286	2-10	.200	3-4	.750	0	7	7	0.6	2	0	0	0	0	0	13	1.1
03	Friedman, Ted	36-0	299	8.3	14-28	.500	0-0	.000	3-18	.167	18	27	45	1.3	40	0	9	9	5	2	31	0.9
Team											42	49	91				18					
Total.....		36	7275		849-1863	.456	298-796	.374	479-633	.757	195	896	1091	30.3	560	13	429	357	94	204	2475	68.8
Opponents.....		36	7275		850-2011	.423	255-794	.321	348-483	.720	331	907	1238	34.4	668	-	434	424	95	172	2303	64.0

TEAM STATISTICS	UNI	OPP
SCORING	2475	2303
Points per game	68.8	64.0
Scoring margin	+4.8	-
FIELD GOALS-ATT	849-1863	850-2011
Field goal pct	.456	.423
3 POINT FG-ATT	298-796	255-794
3-point FG pct	.374	.321
3-pt FG made per game	8.3	7.1
FREE THROWS-ATT	479-633	348-483
Free throw pct	.757	.720
F-Throws made per game	13.3	9.7
REBOUNDS	1091	1238
Rebounds per game	30.3	34.4
Rebounding margin	-4.1	-
ASSISTS	429	434
Assists per game	11.9	12.1
TURNOVERS	357	424
Turnovers per game	9.9	11.8
Turnover margin	+1.9	-
Assist/turnover ratio	1.2	1.0
STEALS	204	172
Steals per game	5.7	4.8
BLOCKS	94	95
Blocks per game	2.6	2.6
ATTENDANCE	75304	179125
Home games-Avg/Game	14-5379	14-6012
Neutral site-Avg/Game	-	8-11869

Score by Periods	1st	2nd	OT	OT2	Totals
UNI	1233	1215	22	5	2475
Opponents	1075	1202	17	9	2303

Date	Opponent		Score	Att.
11/14/15	COLORADO STATE	L	78-84	4455
11/17/15	STEPHEN F. AUSTIN	W	70-60	4720
11/21/15	NORTH CAROLINA	W	71-67	7018
11/25/15	DUBUQUE	W	83-63	4578
11/28/15	at North Dakota	W	97-51	2302
11/30/15	NORTH TEXAS	W	93-70	4849
12/05/15	at Richmond	L	67-82	6323
12/08/15	at George Mason	W	73-65	4102
12/12/15	at New Mexico	L	57-76	13154
12/19/15	vs Iowa State	W	81-79	15424
12/22/15	at Hawai'i	L	52-68	8436
12/23/15	vs Washington State	W	63-59	7365
12/25/15	vs BYU	L	76-84	6172
12/30/15	BRADLEY	W	80-44	5230
01/02/16	at Southern Illinois	L	73-75	6106
01/06/16	at Missouri State	L	58-59	4297
01/09/16	DRAKE	W	77-44	5105
01/13/16	at Indiana State	L	60-74	3544
01/16/16	LOYOLA	L	41-51	6033
01/20/16	WICHITA STATE	L	55-74	5425
01/23/16	at Illinois State	L	67-76	7103
01/27/16	at Bradley	W	68-50	5334
01/31/16	SOUTHERN ILLINOIS	W	67-58	5275
02/03/16	EVANSVILLE	W	57-54	4805
02/06/16	at Drake	W	82-66	4724
02/10/16	MISSOURI STATE	W	83-69	5755
02/13/16	at Wichita State	W	53-50	10506
02/17/16	at Loyola	L	56-59	1690
02/20/16	ILLINOIS STATE	W	75-66	6145
02/24/16	INDIANA STATE	W	66-44	5911
02/27/16	at Evansville	W	54-52	6552
03/04/16	vs Southern Illinois	W	66-60	10560
03/05/16	vs Wichita State	Wot	57-52	14299
03/06/16	vs Evansville	W	56-54	9765
03/18/16	vs Texas	W	75-72	15279
03/20/16	vs Texas A&M	Lo2	88-92	16088

* - Conference game

RECORD:	OVERALL	HOME	AWAY	NEUTRAL
ALL GAMES	23-13	11-3	6-8	6-2
CONFERENCE	11-7	7-2	4-5	0-0
NON-CONFERENCE	12-6	4-1	2-3	6-2

Date	Opponent	Score	Att.	High Points	High Rebounds
11/14/15	COLORADO STATE	78-84 L	4455	(20)Morgan, Jeremy	(8)Jespersion, Paul
11/17/15	STEPHEN F. AUSTIN	w 70-60	4720	(15)Jespersion, Paul (15)Bohannon, Matt	(7)Morgan, Jeremy
11/21/15	NORTH CAROLINA	w 71-67	7018	(21)Washpun, Wes	(7)Jespersion, Paul
11/25/15	DUBUQUE	w 83-63	4578	(22)Washpun, Wes	(10)Morgan, Jeremy
11/28/15	at North Dakota	w 97-51	2302	(18)Jespersion, Paul	(8)Koch, Bennett
11/30/15	NORTH TEXAS	w 93-70	4849	(18)Koch, Bennett	(8)Morgan, Jeremy
12/05/15	at Richmond	67-82 L	6323	(14)Bohannon, Matt	(6)Jespersion, Paul (6)Morgan, Jeremy
12/08/15	at George Mason	w 73-65	4102	(19)Jespersion, Paul (19)Washpun, Wes	(12)Jespersion, Paul
12/12/15	at New Mexico	57-76 L	13154	(12)Lohaus, Wyatt	(7)Morgan, Jeremy
12/19/15	4vs Iowa State	w 81-79	15424	(28)Washpun, Wes	(7)Washpun, Wes
12/22/15	at Hawai'i	52-68 L	8436	(13)Morgan, Jeremy	(6)Bohannon, Matt
12/23/15	vs Washington State	w 63-59	7365	(18)Jespersion, Paul	(5)Washpun, Wes
12/25/15	vs BYU	76-84 L	6172	(21)Bohannon, Matt	(7)Washpun, Wes
12/30/15	*BRADLEY	w 80-44	5230	(18)Morgan, Jeremy	(6)Carlson, Klint (6)Morgan, Jeremy
01/02/16	*at Southern Illinois	73-75 L	6106	(19)Washpun, Wes	(7)Jespersion, Paul
01/06/16	*at Missouri State	58-59 L	4297	(15)Washpun, Wes (15)Bohannon, Matt	(8)Morgan, Jeremy
01/09/16	*DRAKE	w 77-44	5105	(21)Bohannon, Matt	(6)Morgan, Jeremy (6)Bohannon, Matt
01/13/16	*at Indiana State	60-74 L	3544	(18)Koch, Bennett	(7)Koch, Bennett
01/16/16	*LOYOLA	41-51 L	6033	(15)Morgan, Jeremy	(7)Jespersion, Paul (7)Washpun, Wes
01/20/16	*WICHITA STATE	55-74 L	5425	(14)Washpun, Wes (14)Bohannon, Matt (14)Koch, Bennett	(7)Washpun, Wes
01/23/16	*at Illinois State	67-76 L	7103	(23)Washpun, Wes	(8)Morgan, Jeremy
01/27/16	*at Bradley	w 68-50	5334	(28)Jespersion, Paul	(5)Carlson, Klint (5)Morgan, Jeremy (5)Washpun, Wes
01/31/16	*SOUTHERN ILLINOIS	w 67-58	5275	(22)Koch, Bennett	(11)Koch, Bennett
02/03/16	*EVANSVILLE	w 57-54	4805	(14)Washpun, Wes	(7)Koch, Bennett
02/06/16	*at Drake	w 82-66	4724	(21)Jespersion, Paul	(6)Carlson, Klint
02/10/16	*MISSOURI STATE	w 83-69	5755	(21)Morgan, Jeremy	(8)Morgan, Jeremy
02/13/16	*at Wichita State	w 53-50	10506	(12)Carlson, Klint	(6)Bohannon, Matt
02/17/16	*at Loyola	56-59 L	1690	(16)Jespersion, Paul	(8)Morgan, Jeremy
02/20/16	*ILLINOIS STATE	w 75-66	6145	(18)Washpun, Wes	(9)Koch, Bennett
02/24/16	*INDIANA STATE	w 66-44	5911	(16)Washpun, Wes	(7)Morgan, Jeremy (7)Bohannon, Matt
02/27/16	*at Evansville	w 54-52	6552	(14)Washpun, Wes	(7)Bohannon, Matt
03/04/16	vs Southern Illinois	w 66-60	10560	(18)Morgan, Jeremy	(8)Koch, Bennett
03/05/16	vs Wichita State	Wot 57-52	14299	(20)Washpun, Wes	(9)Carlson, Klint
03/06/16	vs Evansville	w 56-54	9765	(18)Washpun, Wes	(6)Jespersion, Paul
03/18/16	vs Texas	w 75-72	15279	(17)Washpun, Wes	(6)Lohaus, Wyatt
03/20/16	vs Texas A&M	88-92 Lo2	16088	(36)Morgan, Jeremy	(12)Morgan, Jeremy

* - Conference game

Attendance Summary	Games	Attend	Avg/Game
Home	14	75304	5379
Away	14	84173	6012
Neutral	8	94952	11869
Total	36	254429	7067



2015-2016 MVC All-Conference Teams

1st Team

Ron Baker, Wichita St.
D.J. Balentine, Evansville
Anthony Beane, Southern Illinois
Edgijus Mockevicius, Evansville
Fred Van Vleet, Wichita St.

2nd Team

DeVaughn Akoon-Purcell, Illinois St.
Devonte Brown, Indiana State
Montel James, Loyola
Brenton Scott, Indiana State
Wes Washpun, UNI

Honorable Mention

Matt Bohannon, UNI
Paris Lee, Illinois State
MiKyle McIntosh, Illinois State
Dequon Miller, Missouri State
Jeremy Morgan, UNI
Reed Timmer, Drake

All Newcomer Team

Everett Clemons, Indiana State
Anton Grady, Wichita State
Markis McDuffie, Wichita State
Dequon Miller, Missouri State
Mike Rodriguez, Southern Illinois

All Freshman Team

Obediah Church, Missouri State
Jarred Dixon, Missouri State
Dwayne Lautier-Ogunleye, Bradley
Markis McDuffie, Wichita State
Luuk van Bree, Bradley

All Defensive Team

Ron Baker, Wichita State
Paris Lee, Bradley
Edgijus Mockevicius, Evansville
Jeremy Morgan, UNI
Fred VanVleet, Wichita State

MVC All-Tournament Team

Wes Washpun, UNI (MVP)
Klint Carlson, UNI
Jeremy Morgan, UNI
D.J. Balentine, Evansville
Jaylon Brown, Evansville

Scholar-Athlete First Team

Kale Abrahamson, Drake
Jeremy Morgan, UNI
Blake Simmons, Evansville
Reed Timmer, Drake
Evan Wessel, Wichita State

Scholar-Athlete Second Team

Mislav Brzoja, Evansville
Karl Madison, Drake
Justin McCloud, Illinois State
Tyler McCullough, Missouri State
Wyatt Lohaus, UNI
Graham Woodward, Drake

Scholar-Athlete Hon. Mention

Ka'Darryl Bell, Bradley
Ted Friedman, UNI
Brandon Murphy, Indiana State
Ben Richardson, Loyola

All Bench Team

Nick Banyard, Illinois State
Mislav Brzoja, Evansville
Klint Carlson, UNI
Anton Grady, Wichita State
Markis McDuffie, Wichita State
Leo Vincent, Southern Illinois

Most Improved Team

Jaylon Brown, Evansville
Chris Kendrick, Missouri State
Bennett Koch, UNI
MiKyle McIntosh, Illinois State
Bola Olaniyan, Southern Illinois
Donte Thomas, Bradley



Wes Washpun

Individual Awards

MVC Coach of the Year

Barry Hinson, Missouri State

Larry Bird Player of the Year

Fred VanVleet, Wichita State

Defensive MVP

Edgijus Mockevicius, Evansville

Newcomer of the Year

Dequon Miller, Missouri State

Freshman of the Year

Markis McDuffie, Wichita State

Sixth-Man of the Year

Mislav Brzoja, Evansville

Prairie Farms

Scholar-Athlete of the Year
Reed Timmer, Drake

Elite 18 Winner

Ted Friedman, UNI

Ted Friedman



2015-2016 MVC Final Standings

	Conference			Overall		
	W	L	Pct.	W	L	Pct.
Wichita State	16	2	.889	26	9	.743
Evansville	12	6	.667	25	9	.735
Illinois St.	12	6	.667	18	14	.563
UNI	11	7	.611	23	13	.639
Southern Ill.	11	7	.611	22	10	.688
Indiana State	8	10	.444	15	17	.469
Missouri State	8	10	.444	13	19	.406
Loyola	7	11	.389	15	17	.469
Bradley	3	15	.167	5	27	.156
Drake	2	16	.111	7	24	.226

2016 St. Farm MVC Tournament Results

First Round

#8 Loyola 74, #9 Bradley 66
#7 Missouri St. 69, #10 Drake 66

Quarterfinals

#1 Wichita St. 66, Loyola 58
#4 UNI 66, #5 Southern Ill. 60
#2 Evansville 66, Missouri St. 56
#6 Indiana St. 66, #3 Illinois St. 57

Semifinals

UNI 57, Wichita State 52 (OT)
Evansville 68, Indiana St. 42

Championship

UNI 56, Evansville 54

Postseason Results

NCAA - Opening Round

Wichita St. 70, Vanderbilt 50

NCAA First Round

UNI 75, Texas 72
Wichita State 65, Arizona 55

NCAA - Second Round

Notre Dame 81, Wichita St. 70
Texas A&M 92, UNI 88 (2OT)



Wes Washpun



Official Basketball Box Score -- Game Totals -- Final Statistics
Truman State vs UNI
11/01/15 5:00 PM at Cedar Falls, Iowa (McLeod Center)

Truman State 50

#	Player	Total		3-Ptr		Rebounds			PF	TP	A	TO	Blk	Stl	Min
		FG-FGA	FG-FGA	FT-FTA	Off	Def	Tot								
11	Myers, Cole	*	1-8	1-7	0-0	0	6	6	2	3	1	2	0	1	21
12	Myers, Cory	*	0-2	0-1	2-2	0	3	3	1	2	2	4	0	2	29
22	Kanaskie, Kyle	*	2-3	1-2	4-4	2	2	4	0	9	4	1	0	1	28
30	Vander Zwaag, Andrew	*	4-12	4-8	0-0	0	3	3	0	12	1	1	0	0	24
32	Erickson, Connor	*	6-11	0-1	0-0	0	3	3	1	12	0	4	0	4	20
01	Pesic, Nikola		2-3	0-1	1-1	1	1	2	3	5	0	2	1	1	13
02	Socha, Jacob		0-1	0-0	0-0	0	0	0	1	0	0	0	0	0	4
04	Hughes, Taurin		0-1	0-1	0-1	0	0	0	0	0	0	0	0	0	3
13	Fischer, Zach		0-0	0-0	2-2	0	0	0	0	2	0	1	0	0	3
20	Green, Jack		0-3	0-2	0-0	0	1	1	4	0	0	2	0	0	10
24	Velky, Jake		1-3	1-3	0-0	1	1	2	1	3	0	2	0	2	22
40	Daniel, Billy		1-8	0-1	0-0	1	1	2	2	2	0	0	0	3	20
51	Boyer, Josh		0-0	0-0	0-0	0	0	0	2	0	0	0	0	0	3
	Team					1	0	1							
Totals			17-55	7-27	9-10	6	21	27	17	50	8	19	1	14	200
FG % 1st Half:		8-29	27.6%	2nd half:	9-26	34.6%	Game:		17-55	30.9%	Deadball				
3FG % 1st Half:		5-16	31.3%	2nd half:	2-11	18.2%	Game:		7-27	25.9%	Rebounds				
FT % 1st Half:		2-2	100.0	2nd half:	7-8	87.5%	Game:		9-10	90.0%	0				

FG % 1st Half: 8-29 27.6% 2nd half: 9-26 34.6% Game: 17-55 30.9%
 3FG % 1st Half: 5-16 31.3% 2nd half: 2-11 18.2% Game: 7-27 25.9%
 FT % 1st Half: 2-2 100.0 2nd half: 7-8 87.5% Game: 9-10 90.0%

UNI 70

#	Player	Total			3-Ptr		Rebounds			PF	TP	A	TO	Blk	Stl	Min
		FG-FGA	FG-FGA	FT-FTA	Off	Def	Tot									
05	Bohannon, Matt	* 5-8	3-6	2-2	0	6	6	2	15	0	2	0	1	27		
11	Washpun, Wes	* 3-9	0-1	3-4	0	3	3	1	9	10	2	0	1	23		
20	Morgan, Jeremy	* 1-4	1-3	0-0	0	3	3	1	3	2	2	1	1	21		
25	Koch, Bennett	* 3-5	0-0	2-2	0	7	7	2	8	0	2	1	0	13		
33	Lohaus, Wyatt	* 2-3	1-1	0-0	0	1	1	1	5	3	5	0	0	28		
01	Austin, Aarias	3-6	1-4	1-1	0	2	2	1	8	0	1	1	1	25		
02	Carlson, Clint	0-1	0-1	0-0	0	0	0	1	0	1	1	0	0	11		
03	Friedman, Ted	5-6	0-0	0-0	1	4	5	2	10	0	0	1	1	18		
12	Conrey, Lincoln	0-1	0-1	1-2	1	1	2	0	1	0	0	0	0	3		
15	Dahl, Justin	0-1	0-0	0-0	1	0	1	2	0	0	1	0	0	3		
22	Knar, Robert	0-1	0-0	0-0	0	2	2	1	0	0	2	0	1	8		
30	Haldeman, Spencer	2-4	1-3	0-0	1	1	2	1	5	1	0	0	0	12		
34	McDonnell, Luke	2-2	0-0	2-3	1	2	3	0	6	0	3	1	1	8		
Team					0	1	1									
Totals		26-51	7-20	11-14	5	33	38	15	70	17	21	5	7	200		

FG % 1st Half:	14-29	48.3%	2nd half:	12-22	54.5%	Game:	26-51	51.0%	Deadball Rebounds 2
3FG % 1st Half:	3-10	30.0%	2nd half:	4-10	40.0%	Game:	7-20	35.0%	
FT % 1st Half:	5-5	100.0	2nd half:	6-9	66.7%	Game:	11-14	78.6%	

FG % 1st Half: 14-29 48.3% 2nd half: 12-22 54.5% Game: 26-51 51.0%
 3FG % 1st Half: 3-10 30.0% 2nd half: 4-10 40.0% Game: 7-20 35.0%
 FT % 1st Half: 5-5 100.0 2nd half: 6-9 66.7% Game: 11-14 78.6%

Officials: Roland Simmons, Dave Cusick, James Ford
 Technical fouls: Truman State-None. UNI-None.
 Attendance: 4455
 Exhibition

Score by periods	1st	2nd	Total
Truman State	23	27	50
UNI	36	34	70

Last FG - TSU 2nd-03:14, UNI 2nd-01:28.
 Largest lead - TSU by 1 1st-17:04, UNI by 24 2nd-07:27.
 TSU led for 00:52. UNI led for 37:34. Game was tied for 01:34.

Score tied - 3 times.
 Lead changed - 2 times.

Official Basketball Box Score -- Game Totals -- Final Statistics
Colorado State vs UNI
11/14/15 11:07 AM at Cedar Falls, Iowa (McLeod Center)

Colorado State 84 • 1-0

#	Player	Total		3-Ptr		Rebounds			PF	TP	A	TO	Blk	Stl	Min.
		FG	FGA	FG	FGA	Off	Def	Tot							
02	OMOGBO, Emmanuel	* 4-6	0-1	3-4	4	5	9	3	11	0	1	0	0	29	
03	CLAVELL, Gian	* 6-15	2-9	2-2	1	6	7	2	16	4	0	0	1	38	
04	GILLON, John	* 5-9	1-3	5-6	0	1	1	4	16	4	2	0	1	32	
10	DE CIMAN, Joe	* 7-10	1-4	1-1	0	6	6	4	16	1	0	0	3	37	
15	DANIELS, Tiel	* 3-6	0-0	1-1	2	2	4	2	7	2	2	2	0	21	
01	SCOTT, Antwan	4-10	4-8	0-2	0	3	3	1	12	0	1	0	0	24	
05	RICHARDSON III, Fred	0-2	0-1	0-0	0	1	1	1	0	0	1	0	0	8	
11	NIXON, Prentiss	1-3	1-3	2-2	0	0	0	2	5	1	0	0	0	7	
22	PAIGE, J.D.	0-1	0-1	1-2	0	1	1	1	1	2	1	0	0	4	
Team					0	1	1								
Totals		30-62	9-30	15-20	7	26	33	20	84	14	8	2	5	200	
FG % 1st Half: 16-31		51.6%	2nd half: 14-31	45.2%	Game: 30-62		48.4%							Deadball	
3FG % 1st Half: 6-15		40.0%	2nd half: 3-15	20.0%	Game: 9-30		30.0%							Rebounds	
FT % 1st Half: 4-4		100.0%	2nd half: 11-16	68.8%	Game: 15-20		75.0%							2	

FG % 1st Half: 16-31 51.6% 2nd half: 14-31 45.2% Game: 30-62 48.4%
 3FG % 1st Half: 6-15 40.0% 2nd half: 3-15 20.0% Game: 9-30 30.0%
 FT % 1st Half: 4-4 100.0 2nd half: 11-16 68.8% Game: 15-20 75.0%

UNI 78 • 0-1

#	Player	Total		3-Ptr		Rebounds			PF	TP	A	TO	Blk	Stl	Min
		FG-FGA	FG-FGA	FT-FTA	Off	Def	Tot								
04	Jespersion, Paul	* 2-7	1-3	0-0	1	7	8	3	5	3	1	0	0	36	
05	Bohannon, Matt	* 6-13	3-9	2-2	0	4	4	1	17	1	1	0	1	38	
11	Washpun, Wes	* 7-14	2-7	3-5	0	5	5	4	19	7	5	0	1	32	
20	Morgan, Jeremy	* 6-8	2-3	6-6	3	3	6	4	20	0	0	0	2	33	
25	Koch, Bennett	* 2-3	0-0	0-0	0	2	2	5	4	0	0	0	0	15	
01	Austin, Aarias	3-7	3-7	0-0	0	0	0	4	9	0	2	0	0	19	
03	Friedman, Ted	0-2	0-0	0-0	2	2	4	0	0	1	0	2	0	14	
33	Lohaus, Wyatt	2-4	0-1	0-0	0	1	1	0	4	4	2	0	0	13	
Team					0	4	4								
Totals		28-58	11-30	11-13	6	28	34	21	78	16	11	2	4	200	
FG % 1st Half: 14-28		50.0%	2nd half: 14-30	46.7%	Game: 28-58		48.3%							Deadball	
3FG % 1st Half: 5-15		33.3%	2nd half: 6-15	40.0%	Game: 11-30		36.7%							Rebounds	
FT % 1st Half: 2-3		66.7%	2nd half: 9-10	90.0%	Game: 11-13		84.6%							0	

FG % 1st Half: 14-28 50.0% 2nd half: 14-30 46.7% Game: 28-58 48.3%
 3FG % 1st Half: 5-15 33.3% 2nd half: 6-15 40.0% Game: 11-30 36.7%
 FT % 1st Half: 2-3 66.7% 2nd half: 9-10 90.0% Game: 11-13 84.6%

Officials: Randy McCall, David Hall, Mark Whitehead
 Technical fouls: Colorado State-None. UNI-None.
 Attendance: 4455

Score by periods	1st	2nd	Total
Colorado State	42	42	84
UNI	35	43	78

Last FG - CS 2nd-01:18, UNI 2nd-00:12.
 Largest lead - CS by 14 2nd-07:17, UNI by 5 1st-13:27.
 CS led for 27:38. UNI led for 05:27. Game was tied for 06:55.

Score tied - 7 times.
 Lead changed - 9 times.

Official Basketball Box Score -- Game Totals -- Final Statistics
Stephen F. Austin vs UNI
11/17/15 7:05 AM at Cedar Falls, Iowa (McLeod Center)

Stephen F. Austin 60 • 0-2

#	Player	*	Total		3-Ptr		Rebounds			PF	TP	A	TO	Blk	Stl	Min
			FG-FGA	FG-FGA	FT-FTA	Off	Def	Tot								
00	Walkup, Thomas	*	12-20	2-2	4-4	0	8	8	4	30	3	2	0	1	38	
04	Charles, Ty	*	2-11	0-2	4-4	3	2	5	4	8	2	2	0	3	38	
10	Pinkney, Trey	*	0-1	0-1	0-0	0	1	1	1	0	2	0	0	2	17	
12	Cameron, Dallas	*	0-5	0-1	2-2	0	1	1	3	2	0	0	0	0	27	
22	Holyfield, TJ	*	3-5	2-3	0-0	3	3	6	5	8	1	3	2	0	21	
01	Floyd, Demetrious		2-7	2-5	0-0	0	0	0	1	6	0	0	0	0	13	
02	Williams, CJ		0-0	0-0	0-0	0	0	0	0	0	0	0	0	0	2	
03	Johnson, Jared		1-8	0-6	0-0	0	2	2	1	2	1	0	0	0	21	
11	Geffrard, Clide		1-3	0-1	0-0	0	2	2	4	2	1	3	0	0	15	
32	Grujic, Jovan		1-2	0-0	0-0	1	1	2	1	2	0	0	0	0	8	
Team						1	1	2								
Totals			22-62	6-21	10-10	8	21	29	24	60	10	11	2	6	200	
FG % 1st Half: 9-25			36.0%	2nd half: 13-37	35.1%	Game: 22-62			35.5%	Deadball						
3FG % 1st Half: 2-12			16.7%	2nd half: 4-9	44.4%	Game: 6-21			28.6%	Rebound						
FT % 1st Half: 6-6			100.0	2nd half: 4-4	100.0	Game: 10-10			100.0	0						

FG % 1st Half: 9-25 36.0% 2nd half: 13-37 35.1% Game: 22-62 35.5%
 3FG % 1st Half: 2-12 16.7% 2nd half: 4-9 44.4% Game: 6-21 28.6%
 FT % 1st Half: 6-6 100.0 2nd half: 4-4 100.0 Game: 10-10 100.0

UNI 70 • 1-1

#	Player	Total		3-Ptr		Rebounds			PF	TP	A	TO	Blk	Stl	Min	
		FG-FGA	FG-FGA	FT-FTA	Off	Def	Tot									
04	Jespersion, Paul	*	4-6	1-3	6-6	0	4	4	3	15	0	2	0	0	30	
05	Bohannon, Matt	*	6-9	3-6	0-0	0	5	5	2	15	0	0	0	0	33	
11	Washpun, Wes	*	5-7	0-1	4-6	0	5	5	0	14	3	5	1	0	35	
20	Morgan, Jeremy	*	4-8	1-2	5-8	2	5	7	4	14	1	2	1	1	35	
25	Koch, Bennett	*	2-5	0-0	0-0	0	3	3	3	4	1	4	1	0	20	
01	Austin, Aarias		2-8	2-5	0-0	0	3	3	1	6	2	1	0	1	21	
03	Friedman, Ted		0-0	0-0	0-0	0	0	0	2	0	0	0	0	1	10	
22	Knar, Robert		0-0	0-0	0-0	0	1	1	0	0	0	0	0	0	1	
33	Lohaus, Wyatt		0-1	0-0	2-2	0	5	5	1	2	3	1	0	0	15	
	Team					0	1	1								
Totals			23-44	7-17	17-22	2	32	34	16	70	10	17	4	2	200	
FG % 1st Half: 15-24		62.5%	2nd half: 8-20	40.0%	Game: 23-44	52.3%										Deadball
3FG % 1st Half: 5-9		55.6%	2nd half: 2-8	25.0%	Game: 7-17	41.2%										Rebound
FT % 1st Half: 5-5		100.0	2nd half: 12-17	70.6%	Game: 17-22	77.3%										3

FG % 1st Half: 15-24 62.5% 2nd half: 8-20 40.0% Game: 23-44 52.3%
 3FG % 1st Half: 5-9 55.6% 2nd half: 2-8 25.0% Game: 7-17 41.2%
 FT % 1st Half: 5-5 100.0 2nd half: 12-17 70.6% Game: 17-22 77.3%

Officials: Paul Janssen, Hal Lusk, Jeff Malham
 Technical fouls: Stephen F. Austin-None. UNI-None.
 Attendance: 4720

Score by periods	1
------------------	---

Official Basketball Box Score -- Game Totals -- Final Statistics

Dubuque vs UNI

11/25/15 7 p.m. at Cedar Falls, Iowa (McLeod Center)

Dubuque 63 • 2-2

#	Player	Total			3-Ptr		Rebounds			PF	TP	A	TO	Blk	Stl	Min
		FG-FGA	FG-FGA	FT-FTA	Off	Def	Tot									
02	Vogel, Alex	*	1-2	0-1	0-0	1	3	4	3	2	4	1	0	3	24	
12	Mohlis, Jacob	*	5-11	3-9	0-0	0	1	1	1	13	0	0	0	1	28	
20	Arthofer, Kain	*	5-11	2-6	0-0	0	2	2	1	12	0	0	0	1	24	
23	Norris, Andre	*	8-21	2-8	2-2	2	6	8	2	20	1	2	1	3	34	
33	Weber, Jake	*	2-7	0-0	0-0	2	1	3	2	4	1	1	0	2	21	
03	Cooper, Spencer		0-1	0-1	0-0	0	0	0	0	0	0	0	0	0	2	
05	Mulhern, Sean		0-0	0-0	0-0	0	1	1	0	0	0	1	0	0	3	
10	Moutry, Austin		1-3	1-3	0-0	0	2	2	2	3	2	0	0	0	13	
11	Clayton, Jayden		0-1	0-1	0-0	0	0	0	0	0	0	0	0	0	3	
14	Butler, Jacob		0-0	0-0	0-0	0	0	0	0	0	0	0	0	0	3	
15	Hinck, Tanner		1-2	1-2	0-0	0	0	0	0	3	0	0	0	0	4	
25	Wright, Wynston		0-1	0-1	0-0	0	1	1	0	0	0	1	0	0	3	
30	Morrissey, Mitchell		2-4	0-0	0-0	1	1	2	4	2	2	0	0	0	17	
32	Nesbome, Deonte		1-4	0-2	0-0	0	1	1	2	2	3	0	0	0	12	
35	Kellogg, Tanner		0-0	0-0	0-0	0	0	0	0	0	0	0	0	0	2	
42	Daniels, Lucas		0-0	0-0	0-0	0	1	1	1	0	1	0	1	0	5	
44	Murray, Andrew		0-0	0-0	0-0	0	0	0	0	0	0	0	0	0	1	
45	Bronson, Spencer		0-0	0-0	0-0	0	0	0	0	0	0	0	0	0	1	
Team						0	2	2								
Totals			26-68	9-34	2-2	6	22	28	17	63	14	6	2	10	200	
FG % 1st Half: 14-34		41.2%	2nd half: 12-34	35.3%	Game: 26-68	38.2%										Deadball Rebounds 0
3FG % 1st Half: 3-16		18.8%	2nd half: 6-18	33.3%	Game: 9-34	26.5%										
FT % 1st Half: 0-0		0.0%	2nd half: 2-2	100.0	Game: 2-2	100.0										

UNI 83 • 3-1

#	Player	Total			3-Ptr		Rebounds			PF	TP	A	TO	Blk	Stl	Min	
		FG	FGA	FT	FTA	Off	Def	Tot									
04	Jespersion, Paul	*	2-6	1-3	2-2	0	3	3	1	7	3	1	0	0	0	27	
05	Bohannon, Matt	*	2-6	1-3	0-0	0	3	3	0	5	0	2	0	0	0	30	
11	Washpun, Wes	*	7-11	3-5	5-7	0	8	8	1	22	6	2	0	1	1	31	
20	Morgan, Jeremy	*	5-7	1-3	4-4	3	7	10	1	15	4	3	0	0	1	26	
25	Koch, Bennett	*	5-7	0-0	1-3	1	4	5	3	11	0	2	0	0	0	20	
01	Austin, Aarias		5-9	2-5	0-0	0	5	5	0	12	1	2	0	0	0	17	
02	Carlson, Clint		0-2	0-1	0-0	1	2	3	0	0	0	2	1	0	0	17	
03	Friedman, Ted		1-2	0-0	0-1	0	3	3	1	2	1	0	0	0	0	13	
22	Knar, Robert		0-1	0-1	0-0	0	0	0	1	0	0	0	0	0	0	3	
33	Lohaus, Wyatt		3-3	3-3	0-0	0	1	1	1	9	0	0	0	0	0	16	
Team						1	0	1									
Totals			30-54	11-24	12-17	6	36	42	9	83	15	14	1	2	200		
FG % 1st Half: 15-30		50.0%	2nd half: 15-24	62.5%	Game: 30-54	55.6%											Deadball Rebounds 1
3FG % 1st Half: 6-13		46.2%	2nd half: 5-11	45.5%	Game: 11-24	45.8%											
FT % 1st Half: 2-4		50.0%	2nd half: 10-13	76.9%	Game: 12-17	70.6%											

Officials: Kipp Kissinger, Nate Green, Brooks Wells

Technical fouls: Dubuque-None. UNI-None.

Attendance: 4578

Score by periods	1st	2nd	Total
Dubuque	31	32	63
UNI	38	45	83

	In	Off	2nd	Fast
Points	Paint	T/O	Chance	Break
DBQM	15	21	2	3
UNI	32	4	4	7

Last FG - DBQM 2nd-02:23, UNI 2nd-01:10.

Largest lead - DBQM None, UNI by 20 2nd-05:59.

DBQM led for 00:00, UNI led for 37:45. Game was tied for 02:15.

Score tied - 2 times.
Lead changed - 0 times.

Official Basketball Box Score -- Game Totals -- Final Statistics

North Texas vs UNI

11/30/15 7:04 PM at Cedar Falls, Iowa (McLeod Center)

North Texas 70 • 2-4

#	Player	Total			3-Ptr		Rebounds			PF	TP	A	TO	Blk	Stl	Min
		FG	FGA	FG%	FT	FTA	Off	Def	Tot							
01	COMBS, Jeremy	*	3-3	0-0	0-1		0	8	8	3	6	1	4	1	1	31
05	HOLSTON, Allante		* 0-2	0-0	0-0		0	0	0	3	0	1	2	1	0	13
10	JOHNSON, Deckie	*	* 3-8	3-8	0-0		0	1	1	3	9	1	1	0	0	31
22	FULLER, Khalil		* 3-3	0-0	0-0		1	1	2	2	6	1	2	0	0	18
52	REESE, J-Mychal	*	* 7-10	3-6	2-4		0	2	2	3	19	6	4	0	2	32
00	WARD, Carrington		0-3	0-2	0-0		0	0	0	1	0	1	1	0	0	13
02	WHITE-PITTMAN, Greg		1-4	0-0	3-4		2	1	3	2	5	1	0	0	1	13
03	BROWN, Ja'Michael		5-10	3-6	0-0		1	1	2	1	13	3	1	0	4	28
20	KATENDA, Eric		3-4	0-0	0-1		1	0	1	4	6	0	0	1	0	7
23	BRICE JR, Rickey		3-6	0-0	0-0		0	3	3	2	6	0	0	0	0	11
24	GROSS, Jacob		0-0	0-0	0-0		0	0	0	0	0	0	0	0	0	1
30	EAGLIN, Todd		0-1	0-1	0-0		0	0	0	0	0	0	0	0	0	2
	Team						0	0	0							
Totals			28-54	9-23	5-10		5	17	22	24	70	15	15	3	8	200
FG % 1st Half: 18-26		69.2%	2nd half: 10-28		35.7%	Game: 28-54		51.9%		Deadball						
3FG % 1st Half: 4-9		44.4%	2nd half: 5-14		35.7%	Game: 9-23		39.1%		Rebounds						
FT % 1st Half: 3-5		60.0%	2nd half: 2-5		40.0%	Game: 5-10		50.0%		2						

UNI 93 • 5-1

#	Player	Total			3-Ptr			Rebounds			PF	TP	A	TO	Blk	Stl	Min
		FG	FGA	%	FT	FTA	%	Off	Def	Tot							
04	Jespersion, Paul	* 4-7	0-3	0-1	2	3	5	3	8	2	3	0	0	28			
05	Bohannon, Matt	* 6-8	4-5	0-0	0	3	3	1	16	3	1	0	1	32			
11	Washpun, Wes	* 3-7	0-1	6-6	0	3	3	3	12	7	2	0	3	30			
20	Morgan, Jeremy	* 6-8	2-4	1-1	2	6	8	4	15	1	2	2	3	26			
25	Koch, Bennett	* 5-6	0-0	8-10	3	2	5	1	18	1	2	1	0	22			
01	Austin, Aarias	3-8	2-5	2-2	0	4	4	1	10	1	1	0	1	18			
02	Carlson, Clint	3-9	1-2	5-6	1	1	2	1	12	0	0	0	0	21			
03	Friedman, Ted	0-0	0-0	0-0	0	0	0	1	0	0	0	0	0	8			
22	Knar, Robert	0-0	0-0	0-0	0	1	1	0	0	0	0	0	0	2			
33	Lohaus, Wyatt	0-1	0-0	2-2	0	0	0	2	2	1	0	0	0	13			
Team					1	1	2										
Totals		30-54	9-20	24-28	9	24	33	17	93	16	11	3	8	200			
FG % 1st Half: 14-28		50.0%	2nd half: 16-26	61.5%	Game: 30-54	55.6%									Deadball Rebounds 2		
3FG % 1st Half: 4-10		40.0%	2nd half: 5-10	50.0%	Game: 9-20	45.0%											
FT % 1st Half: 9-10		90.0%	2nd half: 15-18	83.3%	Game: 24-28	85.7%											

Officials: John Higgins, Mark Whitehead, Kelly Self

Technical fouls: North Texas-None. UNI-None.

Attendance: 4849

Score by periods	1st	2nd	Total
North Texas	43	27	70
UNI	41	52	93

	In	Off	2nd	Fast
Points	Paint	T/O	Chance	Break
NT	28	16	5	4
UNI	36	21	15	10

Last FG - NT 2nd-01:32, UNI 2nd-00:20.

Largest lead - NT by 5

Official Basketball Box Score -- Game Totals -- Final Statistics

UNI vs George Mason

12/8/15 7:00 p.m. at Fairfax, Va. (EagleBank Arena)

UNI 73 • (6-2)

#	Player	Total		3-Ptr		Rebounds			PF	TP	A TO Blk Stl					Min
		FG-FGA	FG-FGA	FT-FTA	FT-FTA	Off	Def	Tot			A	TO	Blk	Stl		
25	Koch, Bennett	f	4-8	0-0	0-0	1	1	2	3	8	1	1	0	0		18
04	Jespersion, Paul	g	5-11	3-8	6-6	2	10	12	1	19	1	0	1	1		33
05	Bohannon, Matt	g	5-12	3-7	1-2	0	2	2	3	14	0	0	0	3		28
11	Washpun, Wes	g	6-11	1-2	6-10	1	2	3	3	19	4	1	1	0		36
20	Morgan, Jeremy	g	1-7	1-4	2-2	0	1	1	2	5	3	0	1	0		31
01	Austin, Aarias		0-1	0-0	0-0	0	1	1	0	0	1	0	0	0		8
02	Carlson, Clint		0-2	0-2	0-0	2	2	4	2	0	0	2	1	0		20
03	Friedman, Ted		0-0	0-0	0-0	0	1	1	2	0	0	0	0	0		7
33	Lohaus, Wyatt		3-5	2-3	0-0	0	1	1	0	8	1	0	0	0		19
Team						2	3	5								
Totals			24-57	10-26	15-20	8	24	32	16	73	11	4	4	4		200

FG % 1st Half: 13-30 43.3% 2nd half: 11-27 40.7% Game: 24-57 42.1% Deadball Rebounds 2.1
 3FG % 1st Half: 5-13 38.5% 2nd half: 13-18 72.2% Game: 10-26 38.5%
 FT % 1st Half: 2-2 100.0 2nd half: 13-18 72.2% Game: 15-20 75.0%

George Mason 65 • (4-6)

#	Player	Total		3-Ptr		Rebounds			PF	TP	A TO Blk Stl					Min
		FG-FGA	FG-FGA	FT-FTA	FT-FTA	Off	Def	Tot			A	TO	Blk	Stl		
10	GUJANICIC, Marko	f	4-7	1-2	1-3	0	8	8	1	10	2	1	0	0		32
14	THOMPSON, Shevon	c	4-9	0-0	0-2	7	3	10	1	8	2	1	1	0		24
04	LIVINGSTON, Otis	g	5-9	2-5	1-2	1	1	2	3	13	3	2	0	0		35
05	GRAY, Jaire	g	3-9	2-8	0-0	0	4	4	4	8	0	4	0	0		24
22	MOORE, Marquise	g	7-16	0-1	1-3	4	5	9	3	15	1	1	1	0		33
01	ABRAM, DeAndre		2-9	0-3	1-1	3	0	3	2	5	1	0	0	0		16
02	MURRELL, Kameron		0-2	0-2	0-0	0	0	0	0	0	0	1	0	0		2
03	HOLLOWAY, Patrick		0-5	0-3	0-0	0	2	2	0	0	0	0	1	0		11
12	TATE, Myles		0-0	0-0	0-0	0	0	0	0	0	0	0	0	0		0+
31	JENKINS, Jalen		2-4	0-0	2-2	6	1	7	2	6	0	2	2	0		23
Team						2	2	4								
Totals			27-70	5-24	6-13	23	26	49	16	65	9	12	5	0		200

FG % 1st Half: 10-30 33.3% 2nd half: 17-40 42.5% Game: 27-70 38.6% Deadball Rebounds 2.2
 3FG % 1st Half: 3-11 27.3% 2nd half: 2-13 15.4% Game: 5-24 20.8%
 FT % 1st Half: 3-5 60.0% 2nd half: 3-8 37.5% Game: 6-13 46.2%

Officials: Chuck Jones, Raymond Stynons, Justin Porterfield

Technical fouls: UNI-None. George Mason-None.

Attendance: 4102

Score by periods	1st	2nd	Total
UNI	33	40	73
George Mason	26	39	65

Points	In	Off	2nd	Fast	Bench
UNI	16	Paint	T/O	Chance	Break
MASON	36	2	10	3	8
			21	2	11

Last FG - UNI 2nd-01:43, MASON 2nd-00:03.

Largest lead - UNI by 18 1st-07:20, MASON by 2 1st-19:33.

UNI led for 38:35. MASON led for 00:23. Game was tied for 01:02.

Score tied - 1 time.
Lead changed - 1 time.

Official Basketball Box Score -- Game Totals -- Final Statistics

UNI vs Iowa State

12-19-15 6:09 p.m. at Wells Fargo Arena - Des Moines, Iowa

UNI 81 • 7-3

#	Player	Total		3-Ptr		Rebounds			PF	TP	A TO Blk Stl					Min
		FG-FGA	FG-FGA	FT-FTA	FT-FTA	Off	Def	Tot			A	TO	Blk	Stl		
04	Jespersion, Paul	*	7-10	7-9	0-2	0	1	1	5	21	0	2	1	0		22
05	Bohannon, Matt	*	3-5	2-4	0-1	0	1	1	0	8	0	1	0	0		37
11	Washpun, Wes	*	9-14	2-4	8-10	0	7	7	4	28	11	6	0	2		39
20	Morgan, Jeremy	*	2-4	0-1	0-0	1	4	5	5	4	4	2	1	1		34
25	Koch, Bennett	*	2-5	0-0	1-2	0	0	0	1	5	1	2	0	2		21
02	Carlson, Clint		3-5	0-2	1-2	1	2	3	0	7	0	1	0	1		19
03	Friedman, Ted		1-2	0-0	0-0	0	0	0	3	2	0	1	0	0		12
33	Lohaus, Wyatt		2-5	2-2	0-0	0	1	1	2	6	0	2	0	0		16
Team						3	4	7								
Totals			29-50	13-22	10-17	5	20	25	20	81	16	16	2	6		200

FG % 1st Half: 17-26 65.4% 2nd half: 12-24 50.0% Game: 29-50 58.0% Deadball Rebounds 2.1
 3FG % 1st Half: 8-13 61.5% 2nd half: 5-9 55.6% Game: 13-22 59.1%
 FT % 1st Half: 4-8 50.0% 2nd half: 6-9 66.7% Game: 10-17 58.8%

Iowa State 79 • 9-1

#	Player	Total		3-Ptr		Rebounds			PF	TP	A TO Blk Stl					Min
		FG-FGA	FG-FGA	FT-FTA	FT-FTA	Off	Def	Tot			A	TO	Blk	Stl		
01	McKay, Jameel	*	9-12	0-0	0-0	2	3	5	1	18	0	2	2	1		35
02	Nader, Abdel	*	6-9	1-3	1-2	1	6	7	4	14	1	3	1	2		38
11	Morris, Monte	*	3-10	0-2	2-5	3	2	5	3	8	6	0	0	3		37
21	Thomas, Matt	*	1-5	0-3	0-0	0	2	2	3	2	0	3	0	0		29
31	Niang, Georges	*	10-17	1-5	9-10	1	3	4	4	30	4	1	1	2		32
03	Cooke, Hallice		0-1	0-1	0-0	1	1	2	0	0	1	1	0	1		14
30	Burton, Deonte		3-7	1-3	0-0	2	1	3	3	7	1	0	0	0		15
Team						0	2	2								
Totals			32-61	3-17	12-17	10	20	30	18	79	13	10	4	9		200

FG % 1st Half: 16-30 53.3% 2nd half: 16-31 51.6% Game: 32-61 52.5% Deadball Rebounds 3.1
 3FG % 1st Half: 2-9 22.2% 2nd half: 1-8 12.5% Game: 3-17 17.6%
 FT % 1st Half: 3-4 75.0% 2nd half: 9-13 69.2% Game: 12-17 70.6%

Officials: Paul Janssen, Hal Lusk, Terry Davis

Technical fouls: UNI-None. Iowa State-None.

Attendance: 15424

Hy-Vee Big Four Classic

AP Ranking: ISU #5

Fouled Out: UNI #4 Jespersen @ 2:28; #20 Morgan @ 0:20.0

Score by periods	1st	2nd	Total
UNI	46	35	81
Iowa State	37	42	79

Points	In	Off	2nd	Fast	Bench
UNI	26	Paint	T/O	Chance	Break
ISU	52	17	3	4	7
			12	4	

Last FG - UNI 2nd-02:43, ISU 2nd-03:06.

Largest lead - UNI by 11 1st-04:36, ISU by 3 1st-12:08.

UNI led for 35:03. ISU led for 01:55. Game was tied for 03:02.

Score tied - 6 times.
Lead changed - 6 times.

Official Basketball Box Score -- Game Totals -- Final Statistics

UNI vs New Mexico

12/12/15 7:00 PM at Albuquerque, N.M.

UNI 57 • 6-3

#	Player	Total		3-Ptr		Rebounds			PF	TP	A TO Blk Stl					Min
		FG-FGA	FG-FGA	FT-FTA	FT-FTA	Off	Def	Tot			A	TO	Blk	Stl		
25	Koch, Bennett	f	1-3	0-0	1-2	0	2	2	1	3	0	2	0	0		26
04	Jespersion, Paul	g	4-10	2-8	1-2	1	5	6	5	11	1	0	1	0		32
05	Bohannon, Matt	g	4-10	1-6	0-0	0	6	6	2	9	1	2	0	1		37
11	Washpun, Wes	g	4-8	0-2	2-4	0	1	1	4	10	5	5	1	2		34
20	Morgan, Jeremy	g	4-6	1-2	0-0	3	4	7	5	9	4	0	1	2		28
01	Austin, Aarias		0-0	0-0	0-0	0	0	0	0	0	0	0	0	0		1
02	Carlson, Clint		0-3	0-0	3-4	2	0	2	1	3	0	1	0	0		9
03	Friedman, Ted		0-0	0-0	0-0	0	0	0	0	0	0	0	0	0		6
33	Lohaus, Wyatt		5-10	2-7	0-0	0	0	0	1	12	1	4	0	1		27
Team						0	1	1								
Totals			22-50	6-25	7-12	6	19	25	19	57	12	15	3	6		200

FG % 1st Half: 10-24 41.7% 2nd half: 12-26 46.2% Game: 22-50 44.0% Deadball Rebounds 1.1
 3FG % 1st Half: 3-12 25.0% 2nd half: 3-13 23.1% Game: 6-25 24.0%
 FT % 1st Half: 4-5 80.0% 2nd half: 3-7 42.9% Game: 7-12 58.3%

New Mexico 76 • 6-2

#	Player		Total		3-Ptr		Rebounds			PF	TP	A TO Blk Stl					Min
			FG-FGA	FG-FGA	FT-FTA	Off	Def	Tot	A			TO	Blk	Stl			
20	LOGWOOD, Sam	f	2-3	1-1	1-3	3	4	7	3	6	1	3	0	0		22	
32	WILLIAMS, Tim	f	6-11	0-0	7-9	0	6	6	1	19	2	3	1	0		35	
11	AGET, Obij	c	3-4	0-0	2-3	2	2	4	4	8	0	1	0	0		26	
01	NEAL, Cullen	g	1-11	0-5	0-1	0	2	2	1	2	5	2	0	0		32	
04	BROWN, Elijah	g	9-15	2-6	5-6	0	7	7	2	25	2	1	0	1		38	
03	HUNTER, Jordan		2-3	2-3	0-0	0	2	2	1	6	1	1	0	0		15	
21	ADAMS, Xavier		1-2	0-0	0-0	2	1	3	1	2	2	1	0	0		16	
23	FURSTINGER, Joe		2-3	0-0	1-1	1	0	1	2	5	0	0	0	1		9	
25	JACOBS, Tim		0-1	0-0	0-0	0	0	0	0	0	2	0	0	0		5	
31	MATHIS, Anthony		1-1	1-1	0-0	0	0	0	1	3	0	0	0	0		2	
33	SCEKIC, Nikola		0-0	0-0	0-0	0	0	0	0	0	0	0	1	0		0	
	Team					2	2	4				1					
	Totals		27-54	6-16	16-23	10	26	36	16	76	15	13	2	2		200	

Official Basketball Box Score -- Game Totals -- Final Statistics Washington State vs UNI 12-23-15 6:30 PM at Stan Sheriff Center (Honolulu, O'ahu)

Washington State 59 • 7-4, 0-2 HADHC

#	Player	Total		3-Ptr		Rebounds			PF	TP	A TO Blk Stl				Min
		FG-FGA	FG-FGA	FT-FTA	Off Def Tot	PF	TP	A TO Blk Stl							
02	Iroegbu, Ike	* 4-13	2-6	2-2	0 2 2	3	12	3 1 0 0	0	36					
23	Callison, Charles	* 2-4	1-2	0-0	0 0 0	4	5	0 3 0 0	0	23					
24	Hawkinson, Josh	* 6-9	0-0	2-2	2 11 13	3	14	0 4 0 0	0	30					
32	Johnson, Que	* 3-7	2-6	0-0	0 1 1	3	8	2 1 0 0	0	29					
45	Izundu, Valentine	* 2-2	0-0	0-0	2 2 4	3	4	0 0 2 1	18						
00	King, Derrien	4-10	2-4	0-0	1 3 4	1	10	1 1 0 0	0	23					
03	Redding, Ny	0-1	0-1	0-0	0 1 1	1	0	1 1 0 0	0	9					
15	Longrus, Junior	1-1	0-0	0-1	1 1 2	4	2	2 2 0 0	0	22					
33	Boese, Brett	0-0	0-0	0-0	0 0 0	0	0	1 0 0 0	0	1					
42	Clifford, Conor	2-2	0-0	0-0	1 1 2	0	4	1 3 0 0	0	9					
	Team				1 1 2			3							
Totals		24-49	7-19	4-5	8 23 31	22	59	11 19 2 1	200						

FG % 1st Half: 12-25 48.0% 2nd half: 12-24 50.0% Game: 24-49 49.0% Deadball
3FG % 1st Half: 5-11 45.5% 2nd half: 2-8 25.0% Game: 7-19 36.8% Rebounds
FT % 1st Half: 0-0 0.0% 2nd half: 4-5 80.0% Game: 4-5 80.0%

UNI 63 • 8-4, 1-1 HADHC

#	Player	Total		3-Ptr		Rebounds			PF	TP	A TO Blk Stl				Min
		FG-FGA	FG-FGA	FT-FTA	Off Def Tot	PF	TP	A TO Blk Stl							
04	Jespersion, Paul	* 5-13	2-7	6-6	1 3 4	2	18	0 3 0 2	38						
05	Bohannon, Matt	* 1-3	0-2	0-0	0 1 1	2	2	0 0 0 1	25						
11	Washpun, Wes	* 6-12	0-2	4-8	1 4 5	3	16	4 2 0 1	38						
20	Morgan, Jeremy	* 4-5	2-3	4-4	0 2 2	1	14	0 0 0 4	40						
25	Koch, Bennett	* 1-6	0-0	1-1	1 1 2	1	3	0 2 0 0	19						
02	Carlson, Clint	2-5	0-1	4-4	0 3 3	0	8	0 0 0 2	29						
03	Friedman, Ted	0-1	0-0	0-0	0 0 0	1	0	0 1 0 0	2						
33	Lohaus, Wyatt	1-2	0-0	0-0	0 0 0	0	2	0 0 0 1	9						
	Team				1 2 3										
Totals		20-47	4-15	19-23	4 16 20	10	63	4 8 1 11	200						

FG % 1st Half: 11-26 42.3% 2nd half: 9-21 42.9% Game: 20-47 42.6% Deadball
3FG % 1st Half: 1-6 16.7% 2nd half: 3-9 33.3% Game: 4-15 26.7% Rebounds
FT % 1st Half: 7-9 77.8% 2nd half: 12-14 85.7% Game: 19-23 82.6%

Officials: Duke Edsall, Rick Batsell, JB Derosa
Technical fouls: Washington State-None. UNI-None.
Attendance: 7365

Score by periods	1st	2nd	Total
Washington State	29	30	59
UNI	30	33	63

Last FG - WSU 2nd-00:05, UNI 2nd-01:42.
Largest lead - WSU by 6 2nd-15:19, UNI by 5 2nd-01:42.
WSU led for 18:04. UNI led for 13:06. Game was tied for 08:50.

Score tied - 10 times.
Lead changed - 19 times.

Official Basketball Box Score -- Game Totals -- Final Statistics BYU vs UNI 12/25/15 10:31 AM at Stan Sheriff Center (Honolulu, O'ahu)

BYU 84 • 9-4, 2-1 HADHC

#	Player	Total		3-Ptr		Rebounds			PF	TP	A TO Blk Stl				Min
		FG-FGA	FG-FGA	FT-FTA	Off Def Tot	PF	TP	A TO Blk Stl							
01	FISCHER, Chase	* 7-14	4-11	8-8	0 1 1	3	26	1 2 0 1	37						
04	EMERY, Nick	* 2-9	1-5	6-6	1 2 3	4	11	0 0 0 0	25						
05	COLLINSWORTH, Kyle	* 5-9	0-1	2-2	4 12 16	1	12	6 5 1 3	37						
21	DAVIS, Kyle	* 5-10	0-0	0-0	3 6 9	3	10	2 6 1 1	35						
33	AUSTIN, Nate	* 2-4	0-0	0-0	1 2 3	2	4	1 1 1 0	14						
02	SELJAAS, Zac	3-3	3-3	3-5	0 3 3	3	12	3 1 0 1	29						
25	CHATMAN, Jordan	1-1	1-1	0-0	0 1 1	0	3	1 0 0 0	4						
40	AYTES, Jamal	3-6	0-0	0-0	0 3 3	1	6	0 0 0 0	19						
	Team				0 2 2										
Totals		28-56	9-21	19-21	9 32 41	17	84	14 15 3 6	200						

FG % 1st Half: 15-28 53.6% 2nd half: 13-28 46.4% Game: 28-56 50.0% Deadball
3FG % 1st Half: 3-9 33.3% 2nd half: 6-12 50.0% Game: 9-21 42.9% Rebounds
FT % 1st Half: 5-7 71.4% 2nd half: 14-14 100.0% Game: 19-21 90.5%

UNI 76 • 8-5, 1-2

#	Player	Total		3-Ptr		Rebounds			PF	TP	A TO Blk Stl				Min
		FG-FGA	FG-FGA	FT-FTA	Off Def Tot	PF	TP	A TO Blk Stl							
04	Jespersion, Paul	* 3-11	2-9	0-0	1 3 4	2	8	0 1 1 0	37						
05	Bohannon, Matt	* 7-17	7-16	0-0	0 4 4	4	21	0 0 0 0	36						
11	Washpun, Wes	* 5-8	2-3	2-3	1 6 7	4	14	8 3 1 2	40						
20	Morgan, Jeremy	* 5-14	1-6	8-9	4 0 4	1	19	1 2 0 3	37						
25	Koch, Bennett	* 0-4	0-0	0-0	1 0 1	1	0	0 1 0 0	7						
02	Carlson, Clint	5-10	0-1	2-2	0 3 3	3	12	4 0 1 0	30						
03	Friedman, Ted	1-1	0-0	0-0	0 2 2	2	2	0 0 0 0	6						
33	Lohaus, Wyatt	0-0	0-0	0-0	0 0 0	2	0	0 1 0 0	7						
	Team				1 1 2										
Totals		26-65	12-35	12-14	8 19 27	19	76	13 8 3 5	200						

FG % 1st Half: 11-31 35.5% 2nd half: 15-34 44.1% Game: 26-65 40.0% Deadball
3FG % 1st Half: 5-15 33.3% 2nd half: 7-20 35.0% Game: 12-35 34.3% Rebounds
FT % 1st Half: 1-1 100.0% 2nd half: 11-13 84.6% Game: 12-14 85.7%

Officials: Jason Baker, Tom Short, JB DeRosa
Technical fouls: BYU-None. UNI-None.
Attendance: 6172
Turnstile Attendance: 904

Score by periods	1st	2nd	Total
BYU	38	46	84
UNI	28	48	76

Last FG - BYU 2nd-01:47, UNI 2nd-00:19.
Largest lead - BYU by 15 1st-07:40, UNI by 2 1st-14:44.
BYU led for 34:55. UNI led for 01:46. Game was tied for 03:19.

Points In Off 2nd Fast
BYU 34 22 9 2
UNI 22 24 11 2

Score tied - 4 times.
Lead changed - 6 times.

Official Basketball Box Score -- Game Totals -- Final Statistics Bradley vs UNI 12/30/15 7:07 PM at Cedar Falls, Iowa (McLeod Center)

Bradley 44 • 2-12, 0-1 MVC

#	Player	Total		3-Ptr		Rebounds			PF	TP	A TO Blk Stl				Min
		FG-FGA	FG-FGA	FT-FTA	Off Def Tot	PF	TP	A TO Blk Stl							
01	Thomas, Donte	* 1-3	0-0	1-1	0 3 3	4	3	0 2 0 0	20						
03	Pittman, Antoine	* 2-10	0-4	3-4	0 2 2	3	7	1 0 0 0	29						
13	van Bree, Luuk	* 1-6	1-3	0-0	1 3 4	3	3	0 0 0 0	21						
23	Lautier-Ogunleye, D.	* 2-6	1-3	0-0	0 3 3	0	5	1 3 0 2	28						
30	Barker, Callum	* 2-5	0-1	0-0	0 2 2	3	4	0 2 0 0	23						
00	Bell, Ka'Darryl	2-7	1-3	0-0	0 0 0	4	5	0 3 0 1	17						
04	Okafor, Joel	0-1	0-0	0-0	0 2 2	1	0	2 1 0 1	10						
05	Cooper, Davante	1-1	0-0	0-0	0 0 0	1	2	0 0 0 0	3						
14	Hanley, Peter	1-1	0-0	0-0	1 1 2	0	2	0 0 0 0	8						
22	Suggs, Ronnie	2-7	0-5	0-0	0 2 2	4	4	1 1 1 0	18						
24	James, Scottie	2-2	2-2	3-4	3 1 4	3	9	0 0 0 0	23						
	Team				2 0 2			3							
Totals		16-48	5-21	7-9	7 19 26	26	44	8 15 1 4	200						

FG % 1st Half: 10-27 37.0% 2nd half: 6-21 28.6% Game: 16-48 33.3% Deadball
3FG % 1st Half: 3-11 27.3% 2nd half: 10 20.0% Game: 5-21 23.8% Rebounds
FT % 1st Half: 5-6 83.3% 2nd half: 2-3 66.7% Game: 7-9 77.8%

UNI 80 • 9-5, 1-0 MVC

#	Player	Total		3-Ptr		Rebounds			PF	TP	A TO Blk Stl				Min
		FG-FGA	FG-FGA	FT-FTA	Off Def Tot	PF	TP	A TO Blk Stl							
04	Jespersion, Paul	* 5-7	2-3	0-0	0 2 2	0	12	1 0 0 1	26						
05	Bohannon, Matt	* 3-8	3-7	2-2	0 5 5	2	11	3 0 0 1	31						
11	Washpun, Wes	* 2-4	0-2	0-0	0 2 2	1	4	6 1 0 1	28						
20	Morgan, Jeremy	* 6-8	3-4	3-6	1 5 6	2	18	4 0 0 1	29						
25	Koch, Bennett	* 5-7	0-0	5-9	0 4 4	2	15	1 1 1 2	23						
02	Carlson, Clint	4-5	0-1	4-6	2 4 6	3	12	1 3 0 1	23						
03	Friedman, Ted	1-1	0-0	1-2	1 0 1	3	3	0 1 0 0	13						
22	Knar, Robert	1-5	0-3	0-0	0 1 1	0	2	0 0 0 0	6						
33	Lohaus, Wyatt	0-1	0-0	3-4	0 2 2	2	3	2 0 0 0	21						
	Team				1 0 1										
Totals		27-46	8-20	18-29	5 25 30	15	80	18 6 1 7	200						

FG % 1st Half: 16-23 69.6% 2nd half: 11-23 47.8% Game: 27-46 58.7% Deadball
3FG % 1st Half: 5-9 55.6% 2nd half: 3-11 27.3% Game: 8-20 40.0% Rebounds
FT % 1st Half: 9-14 64.3% 2nd half: 9-15 60.0% Game: 18-29 62.1%

Officials: Hal Lusk, Randy Heimerman, Jeff Malham
Technical fouls: Bradley-None. UNI-None.
Attendance: 5230

Score by periods	1st	2nd
------------------	-----	-----

Official Basketball Box Score -- Game Totals -- Final Statistics

UNI vs Missouri State

01/06/16 7:04 p.m. at JQH Arena, Springfield, Mo.

UNI 58 • 9-7 (1-2 MVC)

#	Player	Total		3-Ptr	Rebounds			PF	TP	A	TO	Blk	Stl	Min
		FG-FGA	FG-FGA		FT-FTA	Off	Def							
25	Koch, Bennett	f	2-3	0-0	0-0	0	1	1	2	4	0	1	0	12
04	Jespersion, Paul	g	2-6	2-6	0-0	0	1	1	5	6	2	1	0	14
05	Bohannon, Matt	g	5-11	5-10	0-0	0	5	5	0	15	1	0	0	2
11	Washpun, Wes	g	6-13	2-2	1-2	0	3	3	2	15	2	1	0	0
20	Morgan, Jeremy	g	0-5	0-2	2-2	3	5	8	1	2	5	3	1	1
02	Carlson, Clint	g	4-11	0-1	0-0	2	4	6	3	8	1	1	1	1
03	Friedman, Ted	g	1-1	0-0	0-0	2	0	2	3	2	1	0	1	0
33	Lohaus, Wyatt	g	2-5	2-3	0-0	0	0	0	0	6	1	1	0	1
	Team					0	1	1						
Totals			22-55	11-24	3-4	7	20	27	16	58	13	8	3	5

FG % 1st Half: 10-28 35.7% 2nd half: 12-27 44.4% Game: 22-55 40.0% Deadball Rebounds 1
 3FG % 1st Half: 6-14 42.9% 2nd half: 5-10 50.0% Game: 11-24 45.8%
 FT % 1st Half: 2-2 100.0 2nd half: 1-2 50.0% Game: 3-4 75.0%

Missouri State 59 • 5-10 (1-2 MVC)

#	Player	Total		3-Ptr	Rebounds			PF	TP	A	TO	Blk	Stl	Min
		FG-FGA	FG-FGA		FT-FTA	Off	Def							
05	Obediah Church	f	5-6	0-0	0-1	3	5	8	1	10	3	4	0	0
30	Camryn Boone	g	4-6	0-0	0-1	2	3	5	1	8	4	1	0	0
04	Dequon Miller	g	3-9	1-5	0-0	0	3	3	2	7	1	3	0	0
11	Jarred Dixon	g	2-4	0-1	0-0	1	2	3	2	4	1	0	0	0
33	Chris Kendrix	g	6-15	3-9	2-4	0	6	6	1	17	1	3	0	0
01	Robin Thompson	g	0-1	0-0	0-0	1	0	1	0	0	1	0	0	0
03	Loomis Gerring	g	0-1	0-0	0-0	0	0	0	0	0	0	0	0	0
20	Ryan Kreklow	g	2-4	2-4	3-4	0	4	4	0	9	2	1	0	3
25	Jordan Martin	g	2-4	0-0	0-0	1	1	2	2	4	2	1	0	1
	Team					1	1	2						
Totals			24-50	6-19	5-10	9	25	34	9	59	15	13	0	4

FG % 1st Half: 12-24 50.0% 2nd half: 12-26 46.2% Game: 24-50 48.0% Deadball Rebounds 2,1
 3FG % 1st Half: 2-8 25.0% 2nd half: 4-11 36.4% Game: 6-19 31.6%
 FT % 1st Half: 0-1 0.0% 2nd half: 5-9 55.6% Game: 5-10 50.0%

Officials: David Hall, Gerry Pollard, Terry Oglesby
 Technical fouls: UNI-None. Missouri State-None.
 Attendance: 4297
 Jespersen (UNI) fouls out at 9:38 of 2nd half.

Score by periods	1st	2nd	Total	Points	In	Off	2nd	Fast	Bench
UNI	28	30	58	UNI	12	21	9	0	16
Missouri State	26	33	59	MSU	22	9	5	0	13

Last FG - UNI 2nd-02:59, MSU 2nd-00:05.
 Largest lead - UNI by 10 2nd-09:17, MSU by 4 1st-18:50.
 UNI led for 25:57. MSU led for 07:31. Game was tied for 06:31.

Score tied - 5 times.
 Lead changed - 16 times.

Official Basketball Box Score -- Game Totals -- Final Statistics

Drake vs UNI

01/09/16 7:07 PM at Cedar Falls, Iowa (McLeod Center)

Drake 44 • 5-11, 0-4 MVC

#	Player	Total		3-Ptr	Rebounds			PF	TP	A	TO	Blk	Stl	Min
		FG-FGA	FG-FGA		FT-FTA	Off	Def							
00	Rivers, C.J.	*	1-2	0-0	0-0	0	3	3	1	2	0	3	0	0
03	Woodward, Graham	*	3-8	0-2	0-0	0	0	0	0	6	3	3	0	2
11	Enevold, Jacob	*	2-3	0-0	2-2	0	2	2	1	6	0	2	1	0
12	Timmer, Reed	*	2-5	1-1	5-6	0	8	8	4	10	2	3	0	0
31	Abrahamson, Kale	*	3-12	1-3	0-1	1	2	3	3	7	0	0	0	1
01	Madison, Karl	*	0-0	0-0	0-0	0	0	0	0	0	0	1	0	0
02	Wampler, Billy	*	2-5	2-4	0-0	0	1	1	1	6	0	1	1	1
22	Schlatter, Casey	*	0-2	0-0	0-0	1	0	0	1	0	0	1	0	0
23	McGundade, Ore	*	0-1	0-1	0-0	0	3	3	2	0	0	0	0	0
35	McGlynn, Nick	*	1-3	0-0	1-2	0	2	2	5	3	0	0	1	0
44	Olejniczak, Dominik	*	2-4	0-0	0-0	2	4	4	3	4	0	1	0	0
	Team					0	1	1						
Totals			16-45	4-11	8-11	4	24	28	21	44	6	16	3	4

FG % 1st Half: 7-17 41.2% 2nd half: 9-28 32.1% Game: 16-45 35.6% Deadball Rebounds 1
 3FG % 1st Half: 1-6 16.7% 2nd half: 3-5 60.0% Game: 4-11 36.4%
 FT % 1st Half: 5-7 71.4% 2nd half: 3-4 75.0% Game: 8-11 72.7%

UNI 77 • 10-7, 2-2 MVC

#	Player	Total		3-Ptr	Rebounds			PF	TP	A	TO	Blk	Stl	Min
		FG-FGA	FG-FGA		FT-FTA	Off	Def							
04	Jespersion, Paul	*	4-11	1-7	2-2	0	5	5	0	11	0	1	0	2
05	Bohannon, Matt	*	7-11	5-9	2-2	0	6	6	1	21	2	2	0	0
11	Washpun, Wes	*	4-10	0-1	4-4	0	5	5	2	12	4	2	0	3
20	Morgan, Jeremy	*	5-9	1-2	2-2	0	5	6	3	13	4	1	0	0
25	Koch, Bennett	*	6-9	0-0	3-4	3	1	4	3	15	0	1	0	1
02	Carlson, Clint	*	0-2	0-1	0-0	0	2	2	2	0	0	0	1	0
03	Friedman, Ted	*	0-0	0-0	1-2	3	1	4	1	0	1	0	1	0
02	Knar, Robert	*	1-1	0-0	0-0	0	1	1	0	2	0	0	0	0
33	Lohaus, Wyatt	*	0-3	0-1	2-2	0	0	0	0	2	1	0	0	0
	Team					1	0	1						
Totals			27-56	7-21	16-18	7	27	34	14	77	11	6	1	7

FG % 1st Half: 13-28 46.4% 2nd half: 14-28 50.0% Game: 27-56 48.2% Deadball Rebounds 0
 3FG % 1st Half: 6-16 37.5% 2nd half: 1-5 20.0% Game: 7-21 33.3%
 FT % 1st Half: 9-10 90.0% 2nd half: 7-8 87.5% Game: 16-18 88.9%

Officials: Terry Wymmer, David Stephens, James Durham
 Technical fouls: Drake-None. UNI-None.
 Attendance: 5105

Score by periods	1st	2nd	Total	Points	In	Off	2nd	Fast	Bench
Drake	20	24	44	UNI	20	2	4	0	13
UNI	41	36	77	UNI	36	10	11	4	5

Last FG - DU 2nd-00:01, UNI 2nd-00:11.
 Largest lead - DU by 2 1st-19:02, UNI by 35 2nd-00:11.
 DU led for 00:20. UNI led for 38:42. Game was tied for 00:58.

Score tied - 0 times.
 Lead changed - 1 time.

Official Basketball Box Score -- Game Totals -- Final Statistics

UNI vs Indiana State

01/13/16 7:00 pm at Hulman Center

UNI 60 • 10-8, 2-3 MVC

#	Player	Total		3-Ptr	Rebounds			PF	TP	A	TO	Blk	Stl	Min
		FG-FGA	FG-FGA		FT-FTA	Off	Def							
04	Jespersion, Paul	*	1-8	0-5	2-2	2	4	6	2	4	0	1	0	0
05	Bohannon, Matt	*	3-6	3-6	2-2	0	6	6	4	11	0	0	1	1
11	Washpun, Wes	*	4-11	0-2	8-10	0	4	4	2	16	4	4	0	0
20	Morgan, Jeremy	*	2-6	0-1	0-0	0	2	2	1	4	2	3	0	1
25	Koch, Bennett	*	7-10	0-0	4-4	3	4	7	4	18	0	2	0	0
02	Carlson, Clint	*	3-6	1-3	0-0	0	0	0	2	7	0	2	0	0
03	Friedman, Ted	*	0-0	0-0	0-0	0	0	0	0	0	0	0	0	0
22	Knar, Robert	*	0-0	0-0	0-0	0	0	0	0	0	0	0	0	0
33	Lohaus, Wyatt	*	0-2	0-1	0-0	0	1	1	2	0	1	1	0	0
	Team					0	3	3						
Totals			20-49	4-18	16-18	5	24	29	17	60	7	13	1	2

FG % 1st Half: 13-23 56.5% 2nd half: 7-26 26.9% Game: 20-49 40.8% Deadball Rebounds 1
 3FG % 1st Half: 2-7 28.6% 2nd half: 2-11 18.2% Game: 4-18 22.2%
 FT % 1st Half: 9-10 90.0% 2nd half: 7-8 87.5% Game: 16-18 88.9%

Indiana State 74 • 10-7, 4-1 MVC

#	Player	Total		3-Ptr	Rebounds			PF	TP	A	TO	Blk	Stl	Min
		FG-FGA	FG-FGA		FT-FTA	Off	Def							
01	Smith, Khristian	*	3-10	2-4	0-1	0	4	4	3	8	1	1	0	0
04	Scott, Brenton	*	10-19	6-10	4-4	0	8	8	1	30	2	1	0	0
11	Brown, Devonte	*	6-13	1-4	4-4	3	6	9	3	17	2	3	0	0
30	Van Scyoc, Matt	*	4-9	3-8	0-0	0	1	1	2	11	1	3	0	2
34	Murphy, Brandon	*	0-4	0-0	0-0	3	0	3	3	0	0	1	0	0
02	Clemmons, Everett	*	1-5	0-1	4-4	4	3	7	4	6	3	0	0	1
12	Bunschoten, Niels	*	1-2	0-1	0-0	1	1	1	3	2	0	0	0	1
20	Prusator, Grant	*	0-0	0-0	0-0	0	0	0	0	0	0	0	0	0
32	Paige, Laquarius	*	0-0	0-0	0-0	0	1	1	1	0	0	1	0	0
41	Rickman, Emondre	*	0-1	0-0	0-0	3	0	3	2	0	2	0	0	1
	Team					2	1	3						
Totals			25-63	12-28	12-13	15	25	40	22	74	11	11	0	5

FG % 1st Half: 12-37 32.4% 2nd half: 13-26 50.0% Game: 25-63 39.7% Deadball Rebounds 0
 3FG % 1st Half: 3-12 25.0% 2nd half: 9-16 56.3% Game: 12-28 42.9%
 FT % 1st Half: 3-3 100.0 2nd half: 9-10 90.0% Game: 12-13 92.3%

Officials: Kelly Self, Zelton Steed, Bo Boroski
 Technical fouls: UNI-None. Indiana State-None.
 Attendance: 3544

Official Basketball Box Score -- Game Totals -- Final Statistics
Wichita State vs UNI
01/20/16 7:07 PM at Cedar Falls, Iowa (McLeod Center)
Wichita State 74 • 13-5, 7-0 MVC

#	Player		Total		3-Ptr		Rebounds		PF	TP	A	TO	Blk	Stl	Min
			FG-FGA	FT-FTA	FG-FGA	FT-FTA	Off	Def							
01	BROWN, Zach	*	0-1	0-1	1-2	0	3	3	0	1	1	2	0	0	15
03	WESSEL, Evan	*	0-2	0-1	0-0	2	1	3	1	0	1	0	0	0	18
23	VANVLEET, Fred	*	5-8	2-2	0-0	0	6	6	2	12	6	1	1	0	32
24	MORRIS, Shaquille	*	4-5	0-0	2-2	1	3	4	3	10	1	0	2	0	30
31	BAKER, Ron	*	5-9	3-5	8-8	0	7	7	0	21	3	2	0	0	26
00	KELLY, Rashard		2-4	0-0	0-1	0	1	1	1	4	1	0	0	1	16
15	GRADY, Anton		1-3	0-0	0-0	0	4	4	3	2	0	0	1	1	11
20	NURGER, Rauno		1-1	0-0	1-2	0	0	0	2	3	0	0	0	0	8
21	WAMUKOTA, Bush		0-0	0-0	0-0	0	0	0	2	0	0	0	0	0	1
32	McDUFFIE, Markis		5-9	3-5	2-2	0	3	3	2	15	1	2	0	2	26
33	FRANKAMP, Conner		3-4	0-1	0-0	0	2	2	1	6	1	0	0	0	17
	Team					0	0	0					2		
	Totals		26-46	8-15	14-17	3	30	33	17	74	15	9	4	4	200

FG % 1st Half: 13-23 56.5% 2nd half: 13-23 56.5% Game: 26-46 56.5%
 3FG % 1st Half: 4-8 50.0% 2nd half: 4-7 57.1% Game: 8-15 53.3%
 FT % 1st Half: 4-7 57.1% 2nd half: 10-10 100.0% Game: 14-17 82.4%

UNI 55 • 10-10, 2-5 MVC

#	Player	Total		3-Ptr		Rebounds		PF	TP	A	TO	Blk	Stl	Min
		FG-FGA	FT-FTA	FG-FGA	FT-FTA	Off	Def							
04	Jespersion, Paul	* 3-8	2-6	0-0	0 0 0	2	8	0	0	0	0	0	31	
05	Bohannon, Matt	* 4-7	3-6	3-3	0 3 3	1	14	1	0	0	2	39		
11	Washpun, Wes	* 4-13	2-5	4-4	1 6 7	1	14	7	4	0	1	38		
20	Morgan, Jeremy	* 1-6	1-4	0-0	0 3 3	4	3	3	1	0	1	37		
25	Koch, Bennett	* 3-9	0-0	8-9	0 3 3	5	14	0	1	0	0	22		
02	Carlson, Clint	0-3	0-1	0-0	0 2 2	2	0	0	0	0	1	9		
03	Friedman, Ted	1-1	0-0	0-1	2 1 3	2	2	1	1	0	0	13		
33	Lohaus, Wyatt	0-2	0-2	0-0	0 0 0	0	0	0	1	0	0	11		
Team					2 0 2									
Totals		16-49	8-24	15-17	5 18 23	17	55	12	8	0	5	200		

FG % 1st Half: 6-22 27.3% 2nd half: 10-27 37.0% Game: 16-49 32.7%
 3FG % 1st Half: 3-12 25.0% 2nd half: 5-12 41.7% Game: 8-24 33.3%
 FT % 1st Half: 7-8 87.5% 2nd half: 8-9 88.9% Game: 15-17 88.2%

Officials: Don Daily, Paul Janssen, Hal Lusk
 Technical fouls: Wichita State-None. UNI-None.
 Attendance: 5425

Score by periods	1st	2nd	Total
Wichita State	34	40	74
UNI	22	33	55

Last FG - WSU 2nd-00:12, UNI 2nd-02:43.
 Largest lead - WSU by 19 2nd-00:12, UNI None.
 WSU led for 38:31. UNI led for 00:00. Game was tied for 01:29.

Points	In	Off	2nd	Fast	Bench
WSU	30	11	3	4	30
UNI	14	14	6	0	2

Score tied - 2 times.
 Lead changed - 0 times.

Official Basketball Box Score -- Game Totals -- Final Statistics
UNI vs Illinois State
1/23/16 3:07 p.m. at Doug Collins Court at Redbird Arena
UNI 67 • 10-11 (2-6 MVC)

#	Player		Total		3-Ptr		Rebounds		PF	TP	A	TO	Blk	Stl	Min
			FG-FGA	FT-FTA	FG-FGA	FT-FTA	Off	Def							
25	Koch, Bennett	f	4-8	0-0	0-0	1	3	4	2	8	2	2	0	1	27
04	Jespersion, Paul	g	5-8	3-5	2-2	0	2	2	1	15	0	1	0	0	33
05	Bohannon, Matt	g	5-12	3-10	0-0	0	3	3	3	13	5	2	0	0	40
11	Washpun, Wes	g	8-13	2-4	5-6	0	1	1	4	23	6	1	0	0	38
20	Morgan, Jeremy	g	2-5	0-2	0-2	2	6	8	1	4	1	2	1	3	32
02	Carlson, Clint		1-6	0-2	0-0	1	2	3	2	2	0	0	0	0	11
03	Friedman, Ted		1-1	0-0	0-0	1	0	1	1	2	0	0	0	0	6
33	Lohaus, Wyatt		0-2	0-2	0-0	0	3	3	2	0	0	0	0	0	13
	Team					0	1	1							
Totals			26-55	8-25	7-10	5	21	26	16	67	14	8	1	4	200

FG % 1st Half: 17-28 60.7% 2nd half: 9-27 33.3% Game: 26-55 47.3%
 3FG % 1st Half: 4-9 44.4% 2nd half: 4-16 25.0% Game: 8-25 32.0%
 FT % 1st Half: 0-0 0.0% 2nd half: 7-10 70.0% Game: 7-10 70.0%

Illinois State 76 • 11-10 (5-3 MVC)

#	Player		Total		3-Ptr		Rebounds		PF	TP	A	TO	Blk	Stl	Min
			FG-FGA	FT-FTA	FG-FGA	FT-FTA	Off	Def							
11	McIntosh, MiKyle	f	6-11	2-4	4-5	2	4	6	5	18	2	3	0	1	28
23	Hawkins, Deontae	f	3-4	1-2	2-2	0	2	2	4	9	0	1	2	0	16
01	Lee, Paris	g	4-8	1-4	7-8	0	4	4	1	16	6	0	0	1	32
12	Wills, Tony	g	2-8	2-6	2-2	0	3	3	1	8	4	2	0	0	31
44	Akoon-Purcell, DeVaug	g	3-12	1-6	0-0	2	3	5	1	7	3	2	0	1	32
00	Banyard, Nick		0-3	0-2	0-0	0	0	0	1	0	0	0	0	0	15
02	Brewer, Quintin		1-1	0-0	1-2	2	5	7	3	3	0	1	1	0	22
15	McCloud, Justin		5-6	5-6	0-0	0	3	3	0	15	1	1	0	0	24
Team						3	1	4							
Totals			24-53	12-30	16-19	9	25	34	16	76	16	10	3	3	200

FG % 1st Half: 14-30 46.7% 2nd half: 10-23 43.5% Game: 24-53 45.3%
 3FG % 1st Half: 6-14 42.9% 2nd half: 6-16 37.5% Game: 12-30 40.0%
 FT % 1st Half: 6-7 85.7% 2nd half: 10-12 83.3% Game: 16-19 84.2%

Officials: Zelton Steed, Winston Stith, Jeff Malham
 Technical fouls: UNI-None. Illinois State-None.
 Attendance: 7103
 Fouled out: home #11, M. McIntosh (2nd 2:40)

Score by periods	1st	2nd	Total
UNI	38	29	67
Illinois State	40	36	76

Points	In	Off	2nd	Fast	Bench
UNI	18	8	4	7	4
ILS	18	7	7	8	18

Last FG - UNI 2nd-00:18, ILS 2nd-03:03.
 Largest lead - UNI by 8 1st-13:29, ILS by 16 2nd-03:48.
 UNI led for 07:18. ILS led for 27:04. Game was tied for 05:38.

Score tied - 4 times.
 Lead changed - 5 times.

Official Basketball Box Score -- Game Totals -- Final Statistics
UNI vs Bradley
01/27/16 8:07 p.m. at Peoria, Ill. (Carver Arena)
UNI 68 • 11-11, 3-6 MVC

#	Player	Total		3-Ptr		Rebounds		PF	TP	A	TO	Blk	Stl	Min
		FG-FGA	FT-FTA	FG-FGA	FT-FTA	Off	Def							
25	Koch, Bennett	f 1-4	0-0	3-4	0	1	4	5	0	0	0	0	14	
04	Jespersion, Paul	g 9-13	8-11	2-2	1	3	4	2	28	3	2	1	37	
05	Bohannon, Matt	g 4-7	4-6	0-0	0	4	4	3	12	0	2	0	30	
11	Washpun, Wes	g 0-5	0-1	1-2	0	5	5	0	1	10	3	2	1	
20	Morgan, Jeremy	g 4-7	2-4	0-0	1	4	5	1	10	3	2	2	7	
02	Carlson, Clint	g 3-4	1-1	0-1	3	2	5	1	7	1	1	0	1	
03	Friedman, Ted	0-1	0-0	0-0	0	0	0	1	0	0	0	0	0	
22	Knar, Robert	0-1	0-1	2-2	0	0	0	0	2	0	0	0	0	
33	Lohaus, Wyatt	1-4	0-1	1-2	0	1	1	1	3	2	1	0	0	
Team					2	0	2					1		
Totals		22-46	15-25	9-13	7	20	27	13	68	19	12	5	10	200

FG % 1st Half: 11-26 42.3% 2nd half: 11-20 55.0% Game: 22-46 47.8%
 3FG % 1st Half: 7-12 58.3% 2nd half: 8-13 61.5% Game: 15-25 60.0%
 FT % 1st Half: 6-9 66.7% 2nd half: 3-4 75.0% Game: 9-13 69.2%

Bradley 50 • 3-19, 1-8 MVC

#	Player	Total				Rebounds				PF	TP	A	TO	Blk	Stl	Min
		FG-FGA	FG-FGA	FT-FTA		Off	Def	Total								
01	Thomas, Donte	f	1-6	0-0	2-2	2	2	4	4	4	1	2	1	1	22	
13	van Bree, Luuk	f	3-6	2-4	0-0	1	3	4	3	8	1	2	0	1	34	
03	Pittman, Antoine	g	5-11	4-6	0-0	1	0	1	2	14	1	5	0	0	33	
22	Suggs, Ronnie	g	5-13	2-5	3-4	0	8	8	2	15	2	2	0	3	40	
23	Lautier-Ogunleye, D.	g	0-6	0-3	2-2	1	4	5	1	2	5	2	0	1	37	
04	Okafor, Joel	g	0-0	0-0	0-0	0	0	0	0	0	1	0	0	0	0+	
05	Cooper, Davante		1-2	0-0	0-0	1	1	2	0	2	0	0	0	0	4	
14	Hanley, Peter		0-0	0-0	0-0	0	0	0	0	0	0	0	0	0	0+	
24	James, Scottie		1-1	0-0	0-0	0	0	0	1	2	1	0	0	0	5	
30	Barker, Callum		1-1	0-0	1-1	2	3	5	3	3	0	4	0	1	25	
Team						1	0	1								
Totals			17-46	8-18	8-9	9	21	30	16	50	12	17	1	7	200	

FG % 1st Half: 11-24 45.8% 2nd half: 6-22 27.3% Game: 17-46 37.0%
 3FG % 1st Half: 3-5 60.0% 2nd half: 5-13 38.5% Game: 8-18 44.4%
 FT % 1st Half: 7-7 100.0% 2nd half: 1-2 50.0% Game: 8-9 88.9%

Officials: John Higgins, Tom O'Neill, Brad Gaston
 Technical fouls: UNI-Morgan, Jeremy. Bradley-None.
 Attendance: 5334

Score by periods	1st	2nd	Total
UNI	35	33	68
Bradley	32	18	50

Points	In	Off	2nd	Fast	Bench
UNI	12	19	5	6	12
BRAD	12	9	7	0	7

Official Basketball Box Score -- Game Totals -- Final Statistics**Evansville vs UNI****02/03/16 6:07 PM at Cedar Falls, Iowa (McLeod Center)****Evansville 54 • 18-6, 7-4 MVC**

#	Player	*	Total			3-Ptr			Rebounds			PF	TP	A	TO	Blk	Stl	Min
			FG-FGA	FG-FGA	FT-FTA	Off	Def	Total										
03	Brown, Jaylon	*	0-3	0-1	2-2	0	2	2	3	2	2	1	0	1	1	18		
12	Wing, Adam	*	4-6	2-3	0-2	0	4	4	4	10	1	1	0	1	1	32		
31	Balentine, D.J.	*	4-15	1-7	0-0	0	5	5	1	9	2	1	0	2	40			
50	Simmons, Blake	*	3-6	1-3	2-2	0	1	1	1	9	1	1	0	0	30			
55	Mockevicius, Egidiju	*	5-9	0-0	4-8	1	12	13	3	14	1	2	5	2	39			
02	Benzon, Christian		3-5	0-0	0-0	1	1	2	4	6	2	0	0	0	16			
10	Brzoja, Mislav		2-6	0-3	0-0	1	4	5	1	4	4	2	0	1	24			
23	Wiley, Willie		0-1	0-0	0-0	0	0	0	1	0	0	1	0	0	1			
	Team					1	0	1				1						
Totals			21-51	4-17	8-14	4	29	33	18	54	13	10	5	7	200			

FG % 1st Half: 11-33 33.3% 2nd half: 10-18 55.6% Game: 21-51 41.2%
 3FG % 1st Half: 2-10 20.0% 2nd half: 2-7 28.6% Game: 4-17 23.5%
 FT % 1st Half: 0-2 0.0% 2nd half: 8-12 66.7% Game: 8-14 57.1%

Deadball
Rebounds
3

UNI 57 • 13-11, 5-6 MVC

#	Player	Total			3-Ptr			Rebounds			PF	TP	A			To	Blk	Stl	Min
		FG	FGA	FG-FGA	FT	FTA	Off	Def	Tot	F			T	B	M				
04	Jespersion, Paul	*	1-5	0-2	0-0		0	4	4	1	2		1	1	0	0			28
05	Bohannon, Matt	*	5-8	3-5	0-0		0	4	4	2	13	0	1	1	0	1			37
11	Washpun, Wes	*	4-11	0-1	6-7		0	4	4	3	14	4	2	2	0	0			35
20	Morgan, Jeremy	*	3-4	2-2	4-4		0	4	4	1	12	2	2	2	0	0			36
25	Koch, Bennett	*	3-11	0-0	2-2		1	6	7	1	8	2	0	0	1	1	23		
02	Carlson, Clint		1-4	1-2	3-4		0	4	4	4	6	1	1	0	1	1	28		
03	Friedman, Ted		0-0	0-0	0-0		0	0	0	0	0	1	0	0	0	0	4		
33	Lohaus, Wyatt		1-3	0-1	0-0		0	0	0	0	2	0	0	0	0	0	9		
	Team						0	2	2			2							
	Totals		18-46	6-13	15-17		1	28	29	12	57	11	9	5	3	200			

FG % 1st Half: 12-29 41.4% 2nd half: 6-17 35.3% Game: 18-46 39.1%
 3FG % 1st Half: 5-9 55.6% 2nd half: 1-4 25.0% Game: 6-13 46.2%
 FT % 1st Half: 3-3 100.0 2nd half: 12-14 85.7% Game: 15-17 88.2%

Deadball
Rebounds
0,1

Officials: Mike Stuart, Kipp Kissinger, Larry Spaulding
 Technical fouls: Evansville-None. UNI-None.
 Attendance: 4805

Score by periods	1st	2nd	Total
Evansville	24	30	54
UNI	32	25	57

Points	In Paint	Off T/O	2nd Chance	Fast Break	Bench
UNI	32	6	6	2	10
UNI	16	11	0	0	8

Last FG - UE 2nd-01:21, UNI 2nd-00:27.
 Largest lead - UE by 4 2nd-11:37, UNI by 11 1st-03:42.
 UE led for 08:00. UNI led for 29:52. Game was tied for 02:08.

Score tied - 4 times.
 Lead changed - 16 times.

Official Basketball Box Score -- Game Totals -- Final Statistics**UNI vs Drake****02/06/16 1:05 p.m. at Des Moines, Iowa (Knapp Center)****UNI 82 • 14-11 (6-6 MVC)**

#	Player		Total		3-Ptr		Rebounds			PF	TP	A	TO	Blk	Stl	Min
			FG-FGA	FG-FGA	FT-FTA	Off	Def	Tot								
04	Jespersion, Paul	f	8-13	5-9	0-0	0	4	4	0	21	3	0	0	1	36	
25	Koch, Bennett	f	2-3	0-0	0-0	0	1	1	4	4	1	1	0	0	12	
05	Bohannon, Matt	g	5-9	2-3	0-0	0	2	2	2	12	2	0	0	1	38	
11	Washpun, Wes	g	7-7	1-1	0-0	0	3	3	3	15	6	0	0	0	33	
20	Morgan, Jeremy	g	6-12	2-5	0-0	2	1	3	3	14	6	2	0	1	33	
02	Carlson, Clint		5-10	1-3	0-0	2	4	6	4	11	2	1	0	1	26	
03	Friedman, Ted		0-0	0-0	0-0	0	0	0	1	0	0	2	0	0	6	
22	Knar, Robert		0-0	0-0	0-0	0	0	0	0	0	0	0	0	0	0+	
33	Lohaus, Wyatt		1-1	1-1	2-2	0	1	1	1	5	0	0	0	0	16	
Team						1	1	2			1					
Totals			34-55	12-22	2-2	5	17	22	18	82	20	7	0	4	200	

FG % 1st Half: 18-29 62.1% 2nd half: 16-26 61.5% Game: 34-55 61.8%
 3FG % 1st Half: 5-11 45.5% 2nd half: 7-11 63.6% Game: 12-22 54.5%
 FT % 1st Half: 0-0 0.0% 2nd half: 2-2 100.0 Game: 2-2 100.0

Deadball
Rebounds
0

Drake 66 • 6-18 (1-11 MVC)

#	Player	Total		3-Ptr	Rebounds			PF	TP	A	TO	Blk	Stl	Min	
		FG-FGA	FG-FGA	FT-FTA	Off	Def	Tot								
31	Abrahamson, Kale	f	3-10	2-8	0-0	0	2	2	0	8	1	1	0	0	31
44	Olejniczak, Dominik	c	5-5	0-0	3-3	5	2	7	1	13	0	4	0	0	25
03	Woodward, Graham	c	4-10	2-5	0-0	0	1	1	0	10	7	3	0	0	37
12	Timmer, Reed	g	6-12	2-6	4-6	0	3	3	3	18	3	1	0	0	31
23	Arogundade, Ore	g	3-6	3-5	1-3	3	4	7	1	10	0	1	1	1	35
01	Madison, Karl		0-1	0-1	2-2	0	0	0	1	2	0	2	0	0	14
02	Wampler, Billy		1-1	1-1	0-0	0	1	1	1	3	0	1	0	0	8
11	Enevold, Jacob		1-2	0-0	0-0	2	1	3	1	2	0	1	0	0	11
22	Schlatter, Casey		0-1	0-0	0-0	1	0	1	1	0	0	0	0	0	2
35	McGlynn, Nick		0-0	0-0	0-0	0	1	1	2	0	0	1	0	0	6
	Team					0	1	1							
Totals			23-48	10-26	10-14	11	16	27	11	66	11	15	1	1	200

FG % 1st Half: 10-19 52.6% 2nd half: 13-29 44.8% Game: 23-48 47.9%
 3FG % 1st Half: 5-11 45.5% 2nd half: 5-15 33.3% Game: 10-26 38.5%
 FT % 1st Half: 3-5 60.0% 2nd half: 7-9 77.8% Game: 10-14 71.4%

Deadball
Rebounds
1

Officials: Zelton Steed, David Stevens, Kelly Pfeifer
 Technical fouls: UNI-None. Drake-None.
 Attendance: 4724

Score by periods	1st	2nd	Total
UNI	41	41	82
Drake	28	38	66

Points	In Paint	Off T/O	2nd Chance	Fast Break	Bench
UNI	28	6	9	2	16
UNI	18	26	11	0	7

Last FG - UNI 2nd-01:21, DU 2nd-00:14.
 Largest lead - UNI by 23 2nd-05:45, DU by 2 1st-16:43.
 UNI led for 37:02. DU led for 02:30. Game was tied for 00:28.

Score tied - 1 time.
 Lead changed - 6 times.

Official Basketball Box Score -- Game Totals -- Final Statistics**Missouri State vs UNI****02/10/16 7:07 PM at Cedar Falls, Iowa (McLeod Center)****Missouri State 69 • 10-15, 6-7 MVC**

#	Player	Total		3-Ptr		Rebounds			PF	TP	A TO Blk Stl			Min
		FG-FGA	FG-FGA	FT-FTA	Off Def Tot									
04	Dequon Miller	* 3-6	1-3	1-1	0	7	7	3	8	7	3	0	0	36
05	Obediah Church	* 1-4	0-1	0-0	1	5	6	0	2	3	2	0	0	24
11	Jarred Dixon	* 6-10	1-1	2-2	0	1	1	3	15	3	0	0	0	30
30	Camyn Boone	* 2-6	0-0	2-2	2	2	4	4	6	2	1	0	0	22
33	Chris Kendrick	* 6-15	5-12	3-4	1	7	8	2	20	0	3	2	0	38
03	Loomis Gerring	3-6	1-1	0-0	0	2	2	2	7	0	2	1	0	19
20	Ryan Kreklow	3-5	3-5	0-0	0	1	1	2	9	1	0	1	0	19
25	Jordan Martin	1-3	0-0	0-0	1	0	1	3	2	0	1	3	0	8
50	Tyler McCullough	0-0	0-0	0-0	0	1	1	2	0	0	0	0	0	4
	Team				1	0	1							
Totals		25-55	11-23	8-9	6	26	32	21	69	16	12	7	0	200

FG % 1st Half: 14-29 48.3% 2nd half: 11-26 42.3% Game: 25-55 45.5%
 3FG % 1st Half: 7-13 53.8% 2nd half: 4-10 40.0% Game: 11-23 47.8%
 FT % 1st Half: 3-3 100.0 2nd half: 5-6 83.3% Game: 8-9 88.9%

Deadball
Rebounds
1

UNI 83 • 15-11, 7-6 MVC

#	Player	Total	3-Ptr	Rebounds	Off	Def	Tot	PF	TP	A	TO	Blk	Stl	Min
		FG-FGA	FG-FGA	FT-FTA										
04	Jespersion, Paul	* 3-8	2-5	1-1	0	4	4	1	9	1	0	1	0	31
05	Bohannon, Matt	* 5-11	4-8	5-5	0	5	5	2	19	1	0	0	3	40-
11	Washpun, Wes	* 4-14	1-4	2-2	1	2	3	2	11	9	1	0	2	40
20	Morgan, Jeremy	* 6-9	3-5	6-6	2	6	8	0	21	5	0	0	1	35
25	Koch, Bennett	* 7-10	0-0	5-5	2	2	4	5	19	0	0	0	0	19
02	Carlson, Clint	1-5	0-1	0-2	1	2	3	0	2	0	0	0	0	23
03	Friedman, Ted	1-2	0-0	0-0	0	2	2	0	2	0	0	0	0	6
33	Lohaus, Wyatt	0-2	0-0	0-0	0	0	0	1	0	2	0	0	0	6
Team					3	1	4			2				
Totals		27-61	10-23	19-21	9	24	33	11	83	18	3	1	6	200

FG % 1st Half: 18-34 52.9% 2nd half: 9-27 33.3% Game: 27-61 44.3%
 3FG % 1st Half: 8-14 57.1% 2nd half: 2-9 22.2% Game: 10-23 43.5%
 FT % 1st Half: 5-7 71.4% 2nd half: 14-14 100.0 Game: 19-21 90.5%

Deadball
Rebounds
1

Officials: Bo Boroski, Randy Heimerman, Brad Gaston
 Technical fouls: Missouri State-TEAM. UNI-Koch, Bennett.
 Attendance: 5755

Score by periods	1st	2nd	Total
Missouri State	38	31	69
UNI	49	34	83

Points	In Paint	Off T/O	2nd Chance	Fast Break	Bench
MSU	16	5	5	0	18
UNI	26	17	7	2	4

Last FG - MSU 2nd-00:01, UNI 2nd-03:12.
 Largest lead - MSU None, UNI by 18 2nd-04:29.
 MSU led for 00:00. UNI led for 39:38. Game was tied for 00:22.

Score tied - 0 times.
 Lead changed - 0 times.

Official Basketball Box Score -- Game Totals -- Final Statistics**UNI vs Wichita State****02/13/1**

Official Basketball Box Score -- Game Totals -- Final Statistics
UNI vs Loyola
02/17/16 7 p.m. at Gentile Arena - Chicago, Ill.
UNI 56 • 16-12 (8-7)

#	Player		Total		3-Ptr	Rebounds			PF	TP	A	TO	Blk	Stl	Min
			FG-FGA	FG-FGA	FT-FTA	Off	Def	Total							
04	Jespersion, Paul	*	5-12	5-10	1-2	3	0	3	3	16	0	1	0	1	34
05	Bohannon, Matt	*	4-11	3-9	4-4	0	7	7	3	15	0	1	0	1	36
11	Washpun, Wes	*	3-10	0-2	5-8	0	2	2	2	11	5	2	1	4	37
20	Morgan, Jeremy	*	1-5	0-3	2-2	0	8	8	3	4	3	4	0	3	28
25	Koch, Bennett	*	1-5	0-0	4-4	2	3	5	2	6	0	1	0	0	22
02	Carlson, Clint		0-2	0-1	2-3	1	5	6	0	2	0	1	0	0	17
03	Friedman, Ted		0-0	0-0	0-0	0	0	0	0	0	0	0	0	0	3
33	Lohaus, Wyatt		1-3	0-0	0-0	0	1	1	0	2	1	2	0	0	23
Team						3	0	3		2					
Totals			15-48	8-25	18-23	9	26	35	13	56	9	14	1	9	200
FG % 1st Half: 9-25			36.0%	2nd half: 6-23	26.1%	Game: 15-48			31.3%	Deadball Rebounds 2					
3FG % 1st Half: 4-13			30.8%	2nd half: 4-12	33.3%	Game: 8-25			32.0%						
FT % 1st Half: 7-8			87.5%	2nd half: 1-15	73.3%	Game: 18-23			78.3%						

FG % 1st Half: 9-25 36.0% 2nd half: 6-23 26.1% Game: 15-48 31.3%
 3FG % 1st Half: 4-13 30.8% 2nd half: 4-12 33.3% Game: 8-25 32.0%
 FT % 1st Half: 7-8 87.5% 2nd half: 11-15 73.3% Game: 18-23 78.3%

Loyola 59 • 13-14 (6-9)

#	Player	Total			Rebounds				PF	TP	A	TO	Blk	Stl	Min
		FG-FGA	FG-FGA	FT-FTA	Off	Def	Total								
00	Ingram, Donte	* 4-8	2-4	0-0	0	3	3	1	10	0	2	0	0	1	27
02	Peterson, Earl	* 3-6	1-3	2-2	0	2	2	3	9	0	2	0	0	1	28
04	Turk, Devon	* 2-7	0-2	5-5	0	0	0	2	9	1	0	0	0	0	23
12	Rajala, Julius	* 0-1	0-0	0-0	0	0	0	3	0	0	1	0	0	0	6
14	Richardson, Ben	* 1-2	0-1	0-0	0	3	3	1	2	2	0	0	0	0	32
05	Adgei, Pernell	0-0	0-0	0-0	0	1	1	0	0	0	1	0	0	0	3
23	White, Jeff	1-2	0-0	0-0	0	2	2	1	2	0	0	0	0	0	10
24	James, Montel	4-7	0-1	1-1	0	8	8	2	9	0	6	0	0	0	29
25	Smith, Tyson	1-6	1-4	2-2	0	2	2	2	5	2	0	0	0	0	18
35	Doyle, Milton	4-9	1-2	4-5	1	6	7	3	13	2	1	0	3	24	
Team					1	0	1				1				
Totals		20-48	5-17	14-15	2	27	29	18	59		7	14	0	4	200
FG % 1st Half: 10-24		41.7%	2nd half: 10-24	41.7%	Game: 20-48	41.7%	Deadball Rebounds 1								
3FG % 1st Half: 2-10		20.0%	2nd half: 3-7	42.9%	Game: 5-17	29.4%									
FT % 1st Half: 7-8		87.5%	2nd half: 3-7	100.0	Game: 14-15	93.3%									

FG % 1st Half: 10-24 41.7% 2nd half: 10-24 41.7% Game: 20-48 41.7%
 3FG % 1st Half: 2-10 20.0% 2nd half: 3-7 42.9% Game: 5-17 29.4%
 FT % 1st Half: 7-8 87.5% 2nd half: 7-7 100.0% Game: 14-15 93.3%

Officials: Bert Smith, Randy Heimerman, Terry Davis
 Technical fouls: UNI-None. Loyola-None.
 Attendance: 1690

Score by periods	1st	2nd	Total
UNI	29	27	56
Loyola	29	30	59

Last FG - UNI 2nd-00:08, LUC 2nd-00:44.
 Largest lead - UNI by 7 1st-10:57, LUC by 3 1st-16:09.
 UNI led for 25:05. LUC led for 05:33. Game was tied for 09:17.

	In	Off	2nd	Fast	Bench
Points	8	21	4	4	4
Paint	20	12	2	7	29
Chance					
Break					

Score tied - 10 times.
 Lead changed - 5 times.

Official Basketball Box Score -- Game Totals -- Final Statistics
Illinois State vs UNI
02/20/16 3:05 PM at Cedar Falls, Iowa (McLeod Center)
Illinois State 66 • 17-12, 11-5 MVC

#	Player	Total			3-Ptr	Rebounds			PF	TP	A	TO	Blk	Stl	Min	
		FG-FGA	FG-FGA	FT-FTA	FG-FGA	Off	Def	Tot								
01	Lee, Paris	*	5-15	2-5	2-2	0	6	6	2	14	7	1	0	0	37	
11	McIntosh, MiKyle	*	1-6	1-2	0-0	1	0	1	3	3	2	0	0	0	13	
12	Wills, Tony	*	5-8	2-3	1-2	0	2	2	5	13	2	1	0	1	32	
23	Hawkins, Deontae	*	5-12	2-5	0-0	1	3	4	0	12	1	2	3	0	29	
44	Akoon-Purcell, DeVaug	*	1-4	0-1	0-0	2	1	3	0	2	0	2	0	0	9	
00	Banyard, Nick		2-5	1-4	2-2	1	1	2	3	7	0	0	0	0	28	
02	Brewer, Quintin		2-2	0-0	0-0	2	4	6	3	4	1	2	0	0	19	
15	McCloud, Justin		4-7	3-5	0-0	0	2	2	2	11	2	0	0	2	33	
Team						1	2	3								
Totals			25-59	11-25	5-6	8	21	29	18	66	15	8	3	5	200	
FG % 1st Half: 9-28		32.1%	2nd half: 16-31	51.6%	Game: 25-59	42.4%										Deadball
3FG % 1st Half: 5-12		41.7%	2nd half: 6-13	46.2%	Game: 11-25	44.0%										Rebounds
FT % 1st Half: 3-4		75.0%	2nd half: 2-2	100.0	Game: 5-6	83.3%										1

FG % 1st Half: 9-28 32.1% 2nd half: 16-31 51.6% Game: 25-59 42.4%
 3FG % 1st Half: 5-12 41.7% 2nd half: 6-13 46.2% Game: 11-25 44.0%
 FT % 1st Half: 3-4 75.0% 2nd half: 2-2 100.0% Game: 5-6 83.3%

UNI 75 • 17-12, 9-7 MVC

#	Player	*	Total		3-Ptr	Rebounds			PF	TP	A	TO	Blk	Stl	Min	
			FG-FGA	FG-FGA	FG-FGA	FT-FTA	Off	Def								Tot
04	Jespersion, Paul	*	5-7	2-4	0-0	0	6	6	2	12	1	0	0	1	33	
05	Bohannon, Matt	*	3-7	2-6	2-2	0	1	1	2	10	1	1	0	0	29	
11	Washpun, Wes	*	6-10	1-3	5-7	0	4	4	4	18	5	2	0	0	33	
20	Morgan, Jeremy	*	4-11	1-4	4-7	1	5	6	1	13	3	2	5	2	38	
25	Koch, Bennett	*	4-7	0-0	2-2	2	7	9	1	10	0	1	0	1	21	
02	Carlson, Clint		2-3	2-2	0-0	0	2	2	2	6	2	3	0	0	26	
03	Friedman, Ted		0-0	0-0	0-0	0	0	0	0	0	0	0	0	0	2	
33	Lohaus, Wyatt		3-4	0-0	0-0	0	1	1	0	6	3	0	0	0	18	
Team							1	0	1							
Totals				27-49	8-19	13-18	4	26	30	12	75	15	9	5	4	200
FG % 1st Half: 15-27			55.6%	2nd half: 12-22	54.5%	Game: 27-49			55.1%	Deadball Rebounds 2						
3FG % 1st Half: 5-9			55.6%	2nd half: 3-10	30.0%	Game: 8-19			42.1%							
FT % 1st Half: 5-6			83.3%	2nd half: 8-12	66.7%	Game: 13-18			72.2%							

FG % 1st Half: 15-27 55.6% 2nd half: 12-22 54.5% Game: 27-49 55.1%
 3FG % 1st Half: 5-9 55.6% 2nd half: 3-10 30.0% Game: 8-19 42.1%
 FT % 1st Half: 5-6 83.3% 2nd half: 8-12 66.7% Game: 13-18 72.2%

Officials: Don Daily, Hal Lusk, Roland Simmons
 Technical fouls: Illinois State-None. UNI-None.
 Attendance: 6145

Score by periods	1st	2nd	Total
Illinois State	26	40	66
UNI	40	35	75

Last FG - ILS 2nd-00:21, UNI 2nd-01:24.
 Largest lead - ILS by 4 1st-16:45, UNI by 19 2nd-18:03.
 ILS led for 04:18. UNI led for 35:12. Game was tied for 00:30.

Score tied - 1 time.
 Lead changed - 2 times.

	In	Off	2nd	Fast	Bench
Points	28	12	4	4	22
Paint	36	9	4	2	12
Chance					
Break					

Official Basketball Box Score -- Game Totals -- Final Statistics
Indiana State vs UNI
02/24/16 7:07 PM at Cedar Falls, Iowa (McLeod Center)
Indiana State 44 • 13-16, 7-10 MVC

#	Player	Total			Rebounds								Min	
		FG-FGA	3-PT	FT-FTA	Off	Def	Tot	PF	TP	A	TO	Blk		Stl
00	Clemons, Everett	* 2-5	0-0	0-1	3	2	5	2	4	0	2	0	0	25
01	Smith, Khristian	* 1-7	1-5	2-4	1	4	5	2	5	1	0	0	2	30
11	Brown, Devonte	* 3-14	1-6	0-0	1	3	4	1	7	3	4	0	1	28
30	Van Scyoc, Matt	* 1-5	0-4	2-2	0	1	1	1	4	0	1	1	0	20
34	Murphy, Brandon	* 2-2	0-0	1-2	2	2	4	3	5	0	1	0	0	14
04	Scott, Brenton	4-11	2-6	2-2	0	2	2	0	12	0	1	1	1	30
12	Bunschoten, Niels	2-4	0-2	3-3	1	1	2	2	7	0	0	0	0	14
20	Prusator, Grant	0-2	0-2	0-0	0	2	2	1	0	1	1	0	0	8
22	Burnett, Brandon	0-3	0-2	0-0	1	0	1	0	0	0	0	1	0	6
32	Paige, Laquarius	0-1	0-0	0-0	0	1	1	1	0	0	1	0	1	13
41	Rickman, Emondre	0-1	0-0	0-0	1	6	7	0	0	0	1	1	0	12
Team					1	0	1							
Totals		15-55	4-27	10-14	11	24	35	13	44	5	12	4	5	200
FG % 1st Half: 6-24		25.0%	2nd half: 9-31	29.0%	Game: 15-55		27.3%							Deadball Rebounds 2
3FG % 1st Half: 2-10		20.0%	2nd half: 2-17	11.8%	Game: 4-27		14.8%							
FT % 1st Half: 5-8		62.5%	2nd half: 5-6	83.3%	Game: 10-14		71.4%							

FG % 1st Half: 6-24 25.0% 2nd half: 9-31 29.0% Game: 15-55 27.3%
 3FG % 1st Half: 2-10 20.0% 2nd half: 2-17 11.8% Game: 4-27 14.8%
 FT % 1st Half: 5-8 62.5% 2nd half: 5-6 83.3% Game: 10-14 71.4%

UNI 66 • 18-12, 10-7 MVC

#	Player	Total			3-Ptr		Rebounds			PF	TP	A	TO	Blk	Stl	Min
		FG	FGA	%	FT	FTA	Off	Def	Tot							
04	Jespersion, Paul	*	2-8	1-5	0-0	0	0	0	2	5	1	1	0	0	27	
05	Bohannon, Matt	*	5-8	4-7	0-0	0	7	7	2	14	1	1	0	2	32	
11	Washpun, Wes	*	5-9	2-5	4-4	0	3	3	1	16	2	2	1	2	32	
20	Morgan, Jeremy	*	4-11	0-4	3-3	2	5	7	1	11	5	1	2	3	32	
25	Koch, Bennett	*	1-4	0-0	2-2	1	3	4	2	4	2	2	1	0	16	
02	Carlson, Clint		4-6	0-2	0-0	0	3	3	1	8	2	0	1	3	22	
03	Friedman, Ted		0-0	0-0	0-0	1	3	4	1	0	0	0	0	0	11	
22	Knar, Robert		0-2	0-1	0-0	0	1	1	0	0	0	0	0	0	3	
33	Lohaus, Wyatt		3-5	0-2	2-2	0	3	3	2	8	0	1	0	1	25	
Team						1	3	4			1					
Totals			24-53	7-26	11-11	5	31	36	12	66	13	9	5	11	200	
FG % 1st Half: 14-27		51.9%	2nd half: 10-26	38.5%	Game: 24-53		45.3%									Deadball Rebounds 0
3FG % 1st Half: 2-11		18.2%	2nd half: 5-15	33.3%	Game: 7-26		26.9%									
FT % 1st Half: 4-4		100.0	2nd half: 7-7	100.0	Game: 11-11		100.0									

FG % 1st Half: 14-27 51.9% 2nd half: 10-26 38.5% Game: 24-53 45.3%
 3FG % 1st Half: 2-11 18.2% 2nd half: 5-15 33.3% Game: 7-26 26.9%
 FT % 1st Half: 4-4 100.0% 2nd half: 7-7 100.0% Game: 11-11 10

Official Basketball Box Score -- Game Totals -- Final Statistics
Southern Illinois vs UNI
3/4/16 2:55 PM CT at Scottrade Center, St. Louis, MO

Southern Illinois 60 • 22-10; 11-7 MVC

#	Player		Total		3-Ptr	Rebounds					PF	TP	A	TO	Blk	Stl	Min
			FG-FGA	FG-FGA	FT-FTA	Off	Def	Tot									
33	O'Brien,Sean	f	5-11	0-2	2-2	5	7	12	1	12	2	2	1	0	0	37	
23	Olaniyan,Bola	c	4-5	0-0	0-3	2	4	6	5	8	0	2	0	0	0	26	
01	Rodriguez,Mike	g	1-3	0-2	0-0	1	0	1	2	2	0	1	0	0	0	13	
11	Smithpeters,Tyler	g	0-2	0-2	3-3	0	1	1	5	3	2	3	0	1	20		
25	Beane,Anthony	g	7-17	1-5	2-4	0	3	3	1	17	3	5	0	1	1	36	
05	Vincent,Leo	g	1-5	0-2	3-3	0	4	4	2	5	0	2	0	0	0	24	
10	Djimde,Tbby	g	1-1	0-0	0-1	2	1	3	3	2	0	1	1	0	0	11	
15	Weiher,Austin	g	0-0	0-0	0-0	0	1	1	0	0	0	0	0	0	0	3	
22	Fletcher,Armon	g	4-9	2-5	1-1	2	3	5	3	11	0	2	2	3	0	28	
24	Stradnieks,Rudy	g	0-1	0-0	0-0	0	0	0	1	0	0	0	0	0	0	2	
	Team					2	1	3									
Totals			23-54	3-18	11-17	14	25	39	23	60	7	18	4	5	200		

FG % 1st Half: 10-22 45.5% 2nd half: 13-32 40.6% Game: 23-54 42.6%
 3FG % 1st Half: 3-10 30.0% 2nd half: 0-8 0.0% Game: 3-18 16.7%
 FT % 1st Half: 5-9 55.6% 2nd half: 6-8 75.0% Game: 11-17 64.7%

UNI 66 • 20-12; 11-7 MVC

#	Player	Total			3-Ptr	Rebounds			PF	TP	A	TO	Blk	Stl	Min
		FG-FGA	FG-FGA	FT-FTA		Off	Def	Tot							
25	Koch, Bennett	f	3-6	0-0	5-8	1	7	8	4	11	0	1	0	0	28
04	Jespersion, Paul	g	1-4	0-1	0-0	0	2	2	2	2	0	3	0	0	26
05	Bohannon, Matt	g	1-6	1-4	4-5	0	3	3	0	7	0	1	0	2	38
11	Washpun, Wes	g	5-7	1-1	0-0	0	2	2	4	11	4	1	2	1	38
20	Morgan, Jeremy	g	5-8	3-5	5-7	0	4	4	4	18	1	3	1	5	32
02	Carlson, Clint	g	2-5	0-2	4-4	0	0	0	2	8	1	2	0	3	23
03	Friedman, Ted	g	0-0	0-0	0-0	0	1	1	0	0	0	0	0	0	5
33	Lohaus, Wyatt	g	4-8	1-3	0-1	0	0	0	0	9	0	0	0	0	20
	Team					2	2	4							
Totals			21-44	6-16	18-25	3	21	24	16	66	6	11	3	11	200

FG % 1st Half: 12-26 46.2% 2nd half: 9-18 50.0% Game: 21-44 47.7%
 3FG % 1st Half: 2-7 28.6% 2nd half: 4-9 44.4% Game: 6-16 37.5%
 FT % 1st Half: 3-7 42.9% 2nd half: 15-18 83.3% Game: 18-25 72.0%

Officials: Tom O'Neill, Mark Whitehead, Don Dally
 Technical fouls: Southern Illinois-None. UNI-None.
 Attendance: 10560

Score by periods	1st	2nd	Total
Southern Illinois	28	32	60
UNI	29	37	66

Last FG - SIU 2nd-00:21, UNI 2nd-00:47.
 Largest lead - SIU None, UNI by 12 2nd-12:09.
 SIU led for 00:00. UNI led for 37:49. Game was tied for 02:11.

Points In Off 2nd Fast
 UNI 26 13 0 0 17
 Score tied - 3 times.
 Lead changed - 0 times.

Official Basketball Box Score -- Game Totals -- Final Statistics
UNI vs Wichita State
03/05/16 2:40 PM CT at Scottrade Center, St. Louis, MO

UNI 57 • 21-12; 11-7 MVC

#	Player	Total			3-Ptr	Rebounds			PF	TP	A	TO	Blk	Stl	Min
		FG-FGA	FG-FGA	FT-FTA		Off	Def	Tot							
25	Koch, Bennett	f	1-4	0-0	2-4	1	4	5	3	4	0	2	1	0	23
04	Jespersion, Paul	g	1-4	1-3	0-0	0	2	2	1	3	0	0	0	0	18
05	Bohannon, Matt	g	2-7	1-6	4-5	0	5	5	3	9	0	0	0	2	42
11	Washpun, Wes	g	7-16	2-7	4-5	0	3	3	2	20	2	3	1	0	42
20	Morgan, Jeremy	g	2-8	1-4	1-4	2	3	5	2	6	0	0	0	0	33
02	Carlson, Clint	g	3-7	1-3	2-2	0	9	9	3	9	1	0	0	1	31
03	Friedman, Ted		0-0	0-0	0-0	0	1	1	0	0	0	0	0	0	1
33	Lohaus, Wyatt		3-6	0-2	0-0	0	1	1	2	6	1	1	0	0	35
	Team					2	4	6							
Totals			19-52	6-25	13-20	5	32	37	16	57	4	6	2	3	225

FG % 1st Half: 7-26 26.9% 2nd half: 8-21 38.1% OT: 4-5 80.0% Game: 19-52 36.5% Deadball
 3FG % 1st Half: 3-13 23.1% 2nd half: 2-10 20.0% OT: 1-2 50.0% Game: 6-25 24.0% Rebounds
 FT % 1st Half: 6-8 75.0% 2nd half: 6-10 60.0% OT: 1-2 50.0% Game: 13-20 65.0%

Wichita State 52 • 24-8; 16-2 MVC

		Total	3-Ptr		Rebounds			PF	TP	A	TO	Blk	Stl	Min	
#	Player	FG-FGA	FG-FGA	FT-FTA	Off	Def	Tot								
01	BROWN, Zach	f	0-6	0-4	2-3	3	5	8	2	2	0	1	0	2	19
02	WESSEL, Evan	f	0-4	0-0	0-0	2	5	7	3	0	1	0	0	0	25
24	MORRIS, Shaquille	f	3-3	0-0	0-0	0	3	3	3	6	0	0	2	0	18
23	VANVLEET, Fred	f	2-9	1-4	3-4	0	1	1	0	8	5	2	1	1	41
31	BAKER, Ron	g	5-18	0-5	2-2	0	9	9	2	12	4	1	0	0	42
00	KELLY, Rashard	g	0-1	0-0	0-0	1	2	3	3	0	0	0	1	0	14
15	GRADY, Anton	g	7-12	0-0	0-1	2	4	6	5	14	0	0	0	1	22
20	NURGER, Rauno	g	0-0	0-0	0-0	1	0	1	0	0	0	0	0	0	3
32	McDUFFIE, Markis	g	2-7	0-5	3-3	0	4	4	2	7	1	2	0	0	26
33	FRANKAMP, Conner	g	1-3	1-2	0-0	0	1	1	0	3	0	0	0	0	15
Team						4	0	4							
Totals			20-63	2-24	10-13	13	34	47	20	52	11	6	4	4	225

FG % 1st Half: 12-32 37.5% 2nd half: 6-26 23.1% OT: 2-5 40.0% Game: 20-63 31.7% Deadball
 3FG % 1st Half: 0-10 0.0% 2nd half: 1-11 9.1% OT: 1-3 33.3% Game: 2-24 8.3% Rebounds
 FT % 1st Half: 5-6 83.3% 2nd half: 5-7 71.4% OT: 0-0 0.0% Game: 10-13 76.9%

Officials: John Higgins, Gerry Pollard, Terry Olgesby
 Technical fouls: UNI-None. Wichita State-None.
 Attendance: 14299

Score by periods	1st	2nd	OT	Total
UNI	23	24	10	57
Wichita State	29	18	5	52

Last FG - UNI OT-00:18, WSU OT-02:26.
 Largest lead - UNI by 5 OT-00:18, WSU by 11 1st-10:17.
 UNI led for 02:55. WSU led for 35:09. Game was tied for 06:56.

Points In Off 2nd Fast
 UNI 26 11 1 2 15
 WSU 14 3 7 0 24
 Score tied - 4 times.
 Lead changed - 7 times.

Official Basketball Box Score -- Game Totals -- Final Statistics
UNI vs Evansville
03/06/16 1:13 PM CT at Scottrade Center, St. Louis, MO

UNI 56 • 22-12; 11-7 MVC

#	Player	Total			3-Ptr	Rebounds			PF	TP	A	TO	Blk	Stl	Min
		FG	FGA	FT		FTA	Off	Def							
25	Koch, Bennett	f	0-2	0-0	0-0	0	3	3	3	0	0	0	0	0	10
04	Jespersion, Paul	g	1-5	0-3	0-0	0	6	6	1	2	1	1	0	1	32
05	Bohannon, Matt	g	1-4	0-3	0-0	0	3	3	0	2	0	1	0	0	39
11	Washpun, Wes	g	6-12	0-1	6-9	0	5	5	3	18	3	2	1	2	36
20	Morgan, Jeremy	g	4-6	4-5	2-2	0	4	4	2	14	1	1	4	1	38
02	Carlson, Clint	g	8-12	1-4	0-1	0	5	5	3	17	1	1	0	0	31
03	Friedman, Ted	g	0-0	0-0	0-0	1	1	2	0	0	0	0	0	0	3
33	Lohaus, Wyatt	g	1-6	1-2	0-0	0	1	1	1	3	0	0	0	0	11
Team						1	0	1							
Totals			21-47	6-18	8-12	2	28	30	13	56	6	6	5	4	200

FG % 1st Half: 13-27 48.1% 2nd half: 8-20 40.0% Game: 21-47 44.7%
 3FG % 1st Half: 3-9 33.3% 2nd half: 3-9 33.3% Game: 6-18 33.3%
 FT % 1st Half: 3-4 75.0% 2nd half: 5-8 62.5% Game: 8-12 66.7%

Evansville 54 • 25-9; 12-6 MVC

#	Player	Total			3-Ptr	Rebounds			PF	TP	A	TO	Blk	Stl	Min
		FG-FGA	FG-FGA	FT-FTA		Off	Def	Tot							
50	Simmons, Blake	f	2-6	2-4	0-0	0	1	1	3	6	2	0	1	0	32
55	Mockevicius, Egidiju	c	1-4	0-0	4-8	4	15	19	3	6	0	2	3	0	37
03	Brown, Jaylon	g	7-16	3-9	1-1	2	3	5	3	18	3	1	0	1	37
12	Wing, Adam	g	2-4	0-1	0-0	0	1	1	2	4	1	1	0	1	29
31	Balentine, D.J.	g	8-18	1-4	3-4	1	3	4	3	20	5	1	0	0	40
10	Brzoja, Mislav	g	0-6	0-4	0-0	1	1	2	0	1	1	0	1	1	25
	Team					1	3	4							
Totals			20-54	6-22	8-13	9	27	36	14	54	12	7	4	3	200

FG % 1st Half: 6-26 23.1% 2nd half: 14-28 50.0% Game: 20-54 37.0%
 3FG % 1st Half: 2-9 22.2% 2nd half: 4-13 30.8% Game: 6-22 27.3%
 FT % 1st Half: 4-5 80.0% 2nd half: 4-8 50.0% Game: 8-13 61.5%

Officials: John Higgins, Paul Janssen, Gerry Pollard
 Technical fouls: UNI-None. Evansville-None.
 Attendance: 9765

Score by periods	1st	2nd	Total
UNI	32	24	56
Evansville	18	36	54

Last FG - UNI 2nd-00:00, UE 2nd-00:25.
 Largest lead - UNI by 1

Official Basketball Box Score -- Game Totals -- Final Statistics
UNI vs Texas
03/18/16 9:05 pm at Chesapeake Arena-Oklahoma City
UNI 75 • 23-12

		Total	3-Ptr	Rebounds											
#	Player	FG-FGA	FG-FGA	FT-FTA	Off	Def	Tot	PF	TP	A	TO	Blk	Stl	Min	
25	Koch, Bennett	f	0-1	0-0	5-6	1	0	1	1	5	0	3	0	1	15
04	Jespersion, Paul	g	4-8	4-7	2-2	1	2	3	1	14	0	3	0	0	33
05	Bohannon, Matt	g	3-11	1-6	3-4	0	5	5	2	10	0	0	0	0	39
11	Washpun, Wes	g	5-9	0-2	7-11	0	4	4	4	17	3	2	2	0	32
20	Morgan, Jeremy	g	5-7	2-3	4-4	0	3	3	4	16	2	1	1	1	36
02	Carlson, Clint		4-5	1-1	2-2	1	2	3	3	11	2	0	0	0	24
03	Friedman, Ted		0-0	0-0	0-0	0	0	0	0	0	0	0	0	0	1
33	Lohaus, Wyatt		0-2	0-1	2-3	0	6	6	3	2	0	1	0	0	20
Team						2	3	5							
Totals			21-43	8-20	25-32	5	25	30	18	75	7	10	3	2	200
FG % 1st Half: 13-22		59.1%	2nd half: 8-21		38.1%	Game: 21-43		48.8%							Deadball
3FG % 1st Half: 5-9		55.6%	2nd half: 3-11		27.3%	Game: 8-20		40.0%							Rebounds
FT % 1st Half: 13-18		72.2%	2nd half: 12-14		85.7%	Game: 25-32		78.1%							3

Texas 72 • 20-13

		Total	3-Ptr	Rebounds											
#	Player	FG-FGA	FG-FGA	FT-FTA	Off	Def	Tot	PF	TP	A	TO	Blk	Stl	Min	
21	Lammert, Connor	f	2-6	0-4	3-4	3	2	5	2	7	2	1	0	1	36
44	Ibeh, Prince	c	0-2	0-0	1-2	0	2	2	4	1	0	2	3	0	20
01	Taylor, Isaiah	g	5-11	3-4	9-11	0	4	4	3	22	6	3	0	0	37
02	Holland, Demarcus	g	3-5	1-1	0-0	3	3	6	3	7	1	0	0	0	23
03	Felix, Javan	g	5-14	2-6	0-0	0	4	4	4	12	1	1	0	1	33
00	Mack, Tevin		0-1	0-1	0-0	0	1	1	0	0	0	0	0	0	2
05	Yancy, Kendal		1-1	0-0	0-0	0	0	0	0	2	0	0	0	0	5
10	Davis Jr., Eric		5-8	3-5	0-0	1	2	3	1	13	0	0	0	0	24
12	Roach Jr., Kerwin		3-6	0-2	0-0	1	2	3	4	6	0	0	1	0	12
32	Cleare, Shaquille		0-1	0-0	0-0	0	0	0	1	0	0	0	0	0	3
55	Ridley, Cameron		1-1	0-0	0-1	0	0	0	2	2	0	1	0	0	5
Team						3	1	4							
Totals			25-56	9-23	13-18	11	21	32	24	72	10	9	4	2	200
FG % 1st Half: 12-28		42.9%	2nd half: 13-28		46.4%	Game: 25-56		44.6%	Deadball						
3FG % 1st Half: 5-15		33.3%	2nd half: 4-8		50.0%	Game: 9-23		39.1%	Rebounds						
FT % 1st Half: 7-9		77.8%	2nd half: 6-9		66.7%	Game: 13-18		72.2%							

Officials: Chris Rastatter, Bo Boroski, Marques Pettigrew
 Technical fouls: UNI-None. Texas-None.
 Attendance: 15279
 NCAA Championship First Round-Oklahoma City

Score by periods	1st	2nd	Total
UNI	44	31	75
Texas	36	36	72

Last FG - UNI 2nd-00:00, UT 2nd-00:03.
 Largest lead - UNI by 16 1st-06:41, UT by 7 1st-17:42.
 UNI led for 22:24. UT led for 11:46. Game was tied for 05:24.

Points	In	Off	2nd	Fast	Bench
UNI	22	7	4	2	13
UT	27	16	12	3	23

Score tied - 8 times.
 Lead changed - 7 times.

Official Basketball Box Score -- Game Totals -- Final Statistics
UNI vs Texas A&M
03/20/16 7:00 pm at Chesapeake Arena-Oklahoma City
UNI 88 • 23-13

#	Player	Total	3-FTA	Rebounds			PF	TP	A	TO	Blk	Stl	Min.			
		FG-FGA	FG-FGA	FT-FTA	Off	Def	Tot									
25	Koch, Bennett	f	3-6	0-0	2-2	1	2	3	3	8	1	1	0	20		
04	Jespersion, Paul	g	3-8	3-8	2-2	0	0	0	5	11	1	1	0	28		
05	Bohannon, Matt	g	1-3	1-3	1-2	0	6	6	4	4	0	1	0	38		
11	Washpun, Wes	g	2-11	0-3	5-6	1	5	6	5	9	10	3	1	40-		
20	Morgan, Jeremy	g	10-20	4-10	12-14	1	11	12	3	36	2	3	2	49		
02	Carlson, Clint		7-14	3-4	0-1	2	2	4	3	17	2	1	0	4	39	
03	Friedman, Ted		0-0	0-0	0-0	0	0	0	0	0	0	0	0	0	2	
22	Knar, Robert		0-0	0-0	0-0	0	0	0	0	0	0	0	0	0	1	
33	Lohaus, Wyatt		1-7	1-6	0-0	0	3	3	4	3	0	2	0	1	33	
Team						2	3	5								
Totals			27-69	12-34	22-27	7	32	39	27	88	16	13	3	9	250	
FG % 1st Half: 11-29		37.9%	2nd half: 12-27		44.4%	OT: 4-13		30.8%	Game: 27-69		39.1%		Deadball			
3FG % 1st Half: 4-13		30.8%	2nd half: 5-13		38.5%	OT: 3-8		37.5%	Game: 12-34		35.3%		Rebounds			
FT % 1st Half: 6-9		66.7%	2nd half: 10-10		100.0%	OT: 6-8		75.0%	Game: 22-27		81.5%		3			

Texas A&M 92 • 28-8

		Total	3-Ptr	Rebounds												
#	Player	FG-FGA	FG-FGA	FT-FTA	Off	Def	Tot	PF	TP	A	TO	Blk	Stl	Min		
12	Jalen Jones	f	5-14	1-6	5-8	3	6	9	5	16	0	3	0	1	38	
34	Tyler Davis	c	5-7	0-0	0-2	5	2	7	2	10	2	0	0	0	17	
11	Anthony Collins	g	2-6	2-5	0-0	0	0	0	3	6	1	2	0	0	27	
21	Alex Caruso	g	10-16	2-5	3-5	0	9	9	4	25	5	5	0	0	43	
23	Danuel House	g	6-17	2-7	8-9	2	6	8	4	22	0	3	0	0	46	
01	DJ Hogg		0-3	0-3	1-2	0	2	2	1	1	0	1	0	1	16	
03	Admon Gilder		3-5	0-2	5-6	1	3	4	2	11	2	0	0	2	38	
10	Tonny Trocha-Morelos		0-3	0-3	1-2	1	2	3	1	1	0	0	0	1	19	
42	Tavario Miller		0-0	0-0	0-0	0	2	2	1	0	0	0	0	1	6	
Team						1	5	6								
Totals			31-71	7-31	23-34	13	37	50	23	92	8	14	0	6	250	
FG % 1st Half: 6-27		22.2%	2nd half: 18-29		62.1%	OT: 7-15		46.7%	Game: 31-71		43.7%		Deadball			
3FG % 1st Half: 2-13		15.4%	2nd half: 4-12		33.3%	OT: 1-6		16.7%	Game: 7-31		22.6%		Rebounds			
FT % 1st Half: 8-11		72.7%	2nd half: 9-12		75.0%	OT: 6-11		54.5%	Game: 23-34		67.6%		6			

Officials: Brian Dorsey, Keith Kimble, Jamie Luckie
 Technical fouls: UNI-None. Texas A&M-Tyler Davis.
 Attendance: 16088
 NCAA Championship Second Round-Oklahoma City
 Non-contact technical foul called on A&M's Tyler Davis at 18:47 1st half
 UNI #11 fouled out at 3:51 1st OT; UNI #4 fouled out at 2:36 2nd OT

Score by periods	1st	2nd	OT	OT2	Total
UNI	32	39	12	5	88
Texas A&M	22	49	12	9	92


Last FG - UNI OT-00:26, TAMU OT2-00:57.
 Largest lead - UNI by 15 2nd-16:53, TAMU by 6 1st-18:16.
 UNI led for 33:53. TAMU led for 09:59. Game was tied for 06:08.

Points	In	Off	2nd	Fast	Bench
UNI	20	12	7	7	20
TAMU	44	19	15	0	13

Score tied - 8 times.
 Lead changed - 8 times.



History



Charles Pell (1904-06)

Though UNI's basketball history dates back to 1900, partial records exist only before 1905. Charles Pell was the first coach to lead a team for more than one season when he compiled an 11-12 mark between 1903-06.

R.F. Seymour (1907-09)

R.F. Seymour's three-season record was 14-15, with his best mark coming in his first campaign when he finished at 5-4. One of the highlights was a 53-27 win over in-St. rival Drake in 1907-08.



L.L. Mendenhall (1922-24)

Former athletic director and head basketball coach L.L. Mendenhall, a member of UNI's Hall of Fame, still holds the record for best percentage when he compiled a 27-7 record (.794) from 1921-24. His best season was 1922-

23, when his team finished 10-1 overall. The school joined the Iowa Conference during his tenure, in 1923.



Arthur D. Dickinson (1925-32, 1934-37)

Another UNI Hall of Famer, Dickinson is perhaps best known as a track coach and for the still-running Dickinson Relays held at UNI's UNI-Dome.



O.M. "Hon" Nordly (1938-43, 1946-54)

With a tenure interrupted by World War II, Nordly compiled a 166-127 record and won five conference titles, the first conference crowns earned in school history. His teams also beat Iowa St. for the first time, defeating the Cyclones 38-29 in 1938-39. He's a member of UNI's Hall of Fame.

James Witham (1957-61)

Former athletic director and UNI Hall of Famer James Witham won 63 games and lost 49. His last two seasons, he compiled records of 15-8 and 16-5, helping to set the stage for UNI's approaching glory years.



Norm Stewart (1962-67)

Former Missouri head coach and UNI Hall of Famer Norm Stewart compiled a 97-42 record, won two conference titles and took the Panthers to two NCAA Tournaments. The team finished 23-4 in 1963-64, a tied record that still stands for games won in a season. His teams beat Iowa St. twice -- 59-54 in 1963-64 and 54-50 in 1964-65.

Zeke Hogeland (1968-73)



Hogeland compiled a 70-74 record, with three straight winning seasons before falling to 6-20 in 1970-71, 10-13 in 1971-72 and 11-13 in 1972-73.



James Berry (1974-86)

Jim Berry still holds the mark for having coached the most games in Panther basketball history at 354 after compiling a 144-210 record. His tenure is best known for taking UNI into the NCAA Division I ranks in 1980. He catapulted the Panthers into the Division II playoffs in 1978-79, ending with an 18-11 record, and the team just missed a NIT berth in 1983-84 when it finished 18-10 overall, the same year UNI defeated Wisconsin and Kansas St..



Eldon Miller (1987-98)

Former Ohio St. head coach Eldon Miller compiled a 164-178 mark with the Panthers. He led the Panthers to their first NCAA Division I tournament in 1990, the same year they defeated Iowa in the UNI-Dome before a St.-record crowd of more than 22,000. The Panthers joined the Missouri Valley Conference during his tenure. He was named the Valley's Coach of the Year in 1997. He is a member of UNI's Hall of Fame.



Sam Weaver (1999-2001)

Sam Weaver has the unflattering position of having one of the lowest win-loss records as a UNI coach, but what isn't obvious from the record is that his tenure was plagued by injuries to key players and defections.



Greg McDermott (2002-06)

UNI alumnus Greg McDermott guided UNI to three straight NCAA tournaments in 2004, 2005 and 2006. He also coached UNI to its first-ever MVC tournament championship in 2004. He is a member of UNI's Hall of Fame.



Ben Jacobson (2007-)

Ben Jacobson is UNI's all-time coaching wins leader with 220 entering the 2016-17 season. He guided the Panthers to their first-ever Sweet 16 appearance in 2010 NCAA Tournament. He has led UNI to four NCAA Tournaments (2009, 2010, 2015, 2016). Jacobson has been named the MVC Coach of the Year in 2009, 2010 and 2015. Jacobson also guided the Panthers to MVC tourney titles in 2009, 2010, 2015 and 2016.

Missouri Valley Coaches of the Year

48-49 Henry P. Iba, Oklahoma A&M	68-69 Ken Hayes, Tulsa	86-87 J.D. Barnett, Tulsa	05-06 Mark Turgeon, Wichita St.
49-50 Forddy Anderson, Bradley	Maury John, Drake	Eddie Fogler, Wichita St.	06-07 Chris Lowery, Southern Ill.
50-51 Henry P. Iba, Oklahoma A&M	69-70 Maury John, Drake	87-88 Stan Albeck, Bradley	07-08 Keno Davis, Drake
51-52 Eddie Hickey, St. Louis	70-71 Bob Polk, St. Louis	88-89 Tony Barone, Creighton	08-09 Ben Jacobson, UNI
52-53 Henry P. Iba, Oklahoma A&M	71-72 Gene Bartow, Memphis St.	89-90 Rich Herrin, Southern Ill.	09-10 Ben Jacobson, UNI
53-54 Ralph Miller, Wichita St.	72-73 Ken Hayes, Tulsa	90-91 Bates Locke, Indiana St.	10-11 Cuonzo Martin, Missouri St.
54-55 Clarence Iba, Tulsa	Denny Crum, Louisville	91-92 Bob Bender, Illinois St.	11-12 Gregg Marshall, Wichita St.
55-56 Alden Pasche, Houston	73-74 Joe Stowell, Bradley	92-93 Rudy Washington, Drake	12-13 Gregg Marshall, Wichita St.
56-57 Eddie Hickey, St. Louis	74-75 Lou Henson, New Mexico St.	93-94 Tubby Smith, Tulsa	13-14 Gregg Marshall, Wichita St.
57-58 George Smith, Cincinnati	75-76 Ron Ekker, West Texas St.	94-95 Tubby Smith, Tulsa	14-15 Ben Jacobson, UNI
58-59 George Smith, Cincinnati	76-77 Ken Hayes, New Mexico St.	95-96 Jim Molinari, Bradley	15-16 Barry Hinson, Southern Ill.
59-60 Charles Orsborn, Bradley	77-78 Tom Apke, Creighton	96-97 Eldon Miller, UNI	
60-61 Ed Jucker, Cincinnati	78-79 Bill Hodges, Indiana St.	97-98 Kevin Stallings, Illinois St.	
61-62 Charles Orsborn, Bradley	79-80 Dick Versace, Bradley	98-99 Jim Crews, Evansville	
62-63 Ed Jucker, Cincinnati	80-81 Nolan Richardson, Tulsa	99-00 Royce Waltman, Indiana St.	
63-64 Maury John, Drake	81-82 Gary Garner, Drake	00-01 Dana Altman, Creighton	
64-65 Gary Thompson, Wichita St.	82-83 Weldon Drew, New Mexico St.	01-02 Dana Altman, Creighton	
65-66 Taylor Baker, Cincinnati	83-84 Bob Donewald, Illinois St.	02-03 Bruce Weber, Southern Ill.	
66-67 Joe Swank, Tulsa	84-85 Nolan Richardson, Tulsa	03-04 Matt Painter, Southern Ill.	
67-68 Maury John, Drake	85-86 Dick Versace, Bradley	04-05 Chris Lowery, Southern Ill.	



UNI Basketball Coaching History

Coach	Years	W	L	Pct.	Titles
S.R. Satterthwaite	1899	0	1	.000	0
Enola P. Pierce	1900-01	1	3	.250	0
George B. Affleck	1901-02	1	2	.333	0
Thomas Jones	1902-1903	0	2	.000	0
Charles Pell	1903-06	11	12	.478	0
R.F. Seymour	1906-09	14	15	.483	0
Clayton Simmons	1909-11	4	3	.571	0
H. Pasini	1911-13	8	12	.400	0
Allen Berkstresser	1913-17	10	12	.455	0
J.O. Perrine	1917-18	5	5	.500	0
Russell Glaesner	1918-19	2	6	.250	0
Ivan Doseff	1919-21	14	14	.500	0
L.L. Mendenhall	1921-24	27	7	.794	0
Arthur D. Dickinson	1924-32, 34-37	103	66	.610	0
Melvin Fritzel	1932-33	9	4	.692	0
O.M. "Hon" Nordly	1937-43, 46-54	166	127	.567	5
No Basketball	1944-45				
Stanley Hall	1954-56	19	22	.463	0
James Witham	1956-61	63	49	.563	0
Norm Stewart	1961-67	97	42	.698	2
Zeke Hogeland	1967-73	70	74	.486	1
James Berry	1973-86	144	210	.407	1*
Eldon Miller	1986-98	164	178	.480	0
Sam Weaver	1998-2001	30	57	.345	0
Greg McDermott	2001-2006	90	63	.588	0/1^
Ben Jacobson	2006-	220	118	.651	2/4^
Totals	1899-2011	1,270	1,106	.535	13

*1981-82, shared Mid-Continent Conference Title

^ - MVC Tournament Titles



Panther Assistants

2015-16	P.J. Hogan Kyle Green Erik Crawford Derrick Netten	2005-06	Ben Jacobson Jeff Rutter P.J. Hogan Ron Smith	1993-94	Kevin Boyle Kevin Lehman Sam Skarich	1980-81	Randy Ecker Scott Hogeland Mark Long
2014-15	P.J. Hogan Kyle Green Erik Crawford Derrick Netten	2004-05	Ben Jacobson Jeff Rutter Ron Smith	1992-93	Kevin Boyle Kevin Lehman Sam Skarich	1979-80	Dan Breitbach Scott Hogeland Mark Long
2013-14	P.J. Hogan Kyle Green Erik Crawford Derrick Netten	2003-04	Ben Jacobson Jeff Rutter Ron Smith	1991-92	Kevin Boyle Kevin Lehman Sam Skarich	1978-79	Dan Breitbach Bernie Miller
2012-13	P.J. Hogan Kyle Green Erik Crawford Derrick Netten	2002-03	Kyle Green Ben Jacobson Ron Smith	1990-91	Kevin Boyle Kevin Lehman Sam Skarich	1977-78	Dan Breitbach Bill Runchey
2011-12	P.J. Hogan Ben Johnson Erik Crawford Derrick Netten	2001-02	Kyle Green Ben Jacobson Ron Smith	1989-90	Kevin Boyle Kevin Lehman Sam Skarich	1976-77	Dan Breitbach
2010-11	Kyle Green P.J. Hogan Ben Johnson Derrick Netten	2000-01	Tom Bardal Johnny Brown Ron Smith	1988-89	Kevin Boyle Kevin Lehman Sam Skarich	1975-76	Dan Corken Gary Leinberger
2009-10	Kyle Green P.J. Hogan Ben Johnson Derrick Netten	1999-00	Tom Bardal Luster Goodwin Ron Smith	1987-88	Kevin Boyle Kevin Lehman Sam Skarich	1974-75	Dan Breitbach Dan Corken Jim Kelly
2008-09	Kyle Green P.J. Hogan Ben Johnson Derrick Netten	1998-99	Tom Bardal Grady Bean Ron Smith	1986-87	Kevin Boyle Kevin Lehman Sam Skarich	1973-74	Dan Breitbach
2007-08	Rich Glas Kyle Green P.J. Hogan Chris Foster	1997-98	Kevin Boyle Jonathan Cox Troy Muilenburg	1985-86	Warren Olson Paul Swanson Daniel Traeger	1972-73	John Moore
2006-07	Rich Glas Kyle Green P.J. Hogan Chris Foster	1996-97	Kevin Boyle Jonathan Cox Sam Skarich	1984-85	David Kraayenbrink Paul Swanson Daniel Traeger	1971-72	Skip Anderson Duane Jensen Jim Schultz
		1995-96	Kevin Boyle Jonathan Cox Sam Skarich	1983-84	David Kraayenbrink Paul Swanson Daniel Traeger	1970-71	Skip Anderson
		1994-95	Kevin Boyle Kevin Lehman Sam Skarich	1982-83	Jim Reed Paul Swanson Daniel Traeger	1968-69	Ken Green Duane Josephson
				1981-82	Jeff Etienne Scott Hgeland Daniel Traeger	1955-64	Mon Whitford
						1950-55	James Clark
						1948-49	Barnhart



All-Americans

1963-64	Pete Spoden, 1st Team Associated Press
1964-65	Craig Knepe, Honorable Mention Associated Press
1965-66	Craig Knepe, 3rd Team Associated Press
1966-67	Jerry Waugh, 4th Team Coaches' A-A
1984-85	Randy Kraayenbrink, Honorable Mention Associated Press
2009-10	Adam Koch 1st Team Lowe's Senior CLASS
2014-15	Seth Tuttle 2nd Team Associated Press, NABC, Basketball Times, The Sporting News, Bleacher Report, SI.com, USBWA 3rd Team USA Today, NBCSports.com, CBSSports.com

GTE Academic All-Americans

1982	Ray Storck (Honorable Mention)
1984	Randy Kraayenbrink (2nd Team)

NCAA Postgraduate Scholarship

1979	Mike Kemp
2015	Adam Koch

Missouri Valley Conference**All-Tournament Selections**

1994	Randy Blocker, F
1994	Cam Johnson, G (MVP)
1997	Jason Daisy, G
2004	David Gruber, C
2004	Ben Jacobson, G (MVP)
2008	Eric Coleman, C

2009	Kwadzo Ahelegbe, G
2009	Adam Koch, F
2010	Kwadzo Ahelegbe, G (MVP) Jordan Eglseider, C
2015	Seth Tuttle, F (MVP) Nate Buss, F
2016	Wes Washpun, G (MVP) Klint Carlson, F Jeremy Morgan, G

All-Conference**Newcomer Teams**

1984	Scott Stafford, F
1986	Scott Plondke, C
1987	Maurice Newby, G Jason Reese, C
1988	Steve Phye, F
1993	Randy Blocker, F
1999	Sean Stackhouse, G
2002	David Gruber, F/C
2003	Ben Jacobson, F Matt Schneiderman, F
2004	Erik Crawford, G Brooks McKowen, G
2005	Eric Coleman, C
2009	Ali Farokhmanesh, G
2011	Seth Tuttle, F
2014	Wes Washpun, G
2015	Paul Jespersen, G

All-Conference**Freshman Teams**

2001	Chris Foster, G
2003	Ben Jacobson, G
2004	Brooks McKowen, G
2005	Eric Coleman, C
2009	Johnny Moran, G
2011	Seth Tuttle, F
2011	Deon Mitchell, G
2014	Jeremy Morgan, G

Conference MVPs

1962	Pete Spoden, F-C
1965	Craig Knepe, C
1997	Jason Daisy, G
2010	Adam Koch, F
2015	Seth Tuttle, F

NABC All-District

1997	- Jason Daisy (2nd Team)
2006	- Ben Jacobson (1st Team)
2009	- Adam Koch (1st Team)
2009	- Kwadzo Ahelegbe (2nd Team)
2010	- Adam Koch (1st Team)
2010	- Jordan Eglseider (1st Team)
2010	- Kwadzo Ahelegbe (2nd Team)
2011	- Kwadzo Ahelegbe (1st Team)
2014	- Seth Tuttle (1st Team)
2015	- Seth Tuttle (1st Team)
2015	- Wes Washpun (2nd Team)
2016	- Wes Washpun (2nd Team)

USBWA District Player of Year




2015	- Seth Tuttle, F
------	------------------

Panthers in the Pros

1964	Pete Spoden	Baltimore Bullets
1973	Darrell Timion	Australia
1974	Brian Bestul	Australia
1976	Bill Runchey	Australia
1979	Ron Lemons	Australia
1981	Bill Jones	Australia
1983	Brent Carmichael	Rockford Lightning
1984	Herbert King	Australia
1985	Scott Stafford	Australia
1986	Randy Kraayenbrink	Yugoslavia
1988	Greg McDermott	Switzerland
	James Parker	Argentina
	Mike Bailey	Switzerland
1989	Nick Nurse	England
1990	Jason Reese	Sacramento Kings, Boston Celtics, Australia, France
	Steve Phye	Australia, Honduras, Argentina, CBA, France, Uruguay
	Maurice Newby	Germany

1991	Troy Muilenburg	CBA, Australia
	Brad Hill	Honduras, Sweden
1992	Troy Vaughn	Honduras
	Cedrick McCullough	ABA, Australia, Argentina, Chile, France, Israel, Latvia, Philippines
1994	Brian Jones	Australia
1995	Cam Johnson	England, Australia, CBA
1997	Jason Daisy	Belgium, Yugoslavia
2000	Cory Jenkins	USBL, Norway
	Joe Breakenridge	Uruguay, Sweden
	Martin Coon	Poland
	Tyler Peterson	England
	Trey Austin	Portugal
	Octav Morariu	Romania
2004	David Gruber	Australia
	Matt Schneiderman	Switzerland, France
2006	Ben Jacobson	Germany, France
	John Little	Germany

2008	Eric Coleman	Angola, Poland, Spain, Ukraine, Germany
2010	Adam Koch	Czech Republic, Bakersfield Jam
	Ali Farokhmanesh	Holland, Switzerland, Austria
	Jordan Eglseider	Houston Rockets, Maine, Canton, Poland
2011	Kwadzo Ahelegbe	Austria, Germany
2013	Anthony James	Mexico, Venezuela
	Jake Koch	Portugal, Cedar Valley CourtKings
	Marc Sonnen	Romania, Germany
2015	Seth Tuttle	Germany, Belgium
	Nate Buss	Germany, Cyprus
	Deon Mitchell	Germany, Denmark
	Marvin Singleton	CourtKings, Canada
2016	Wes Washpun	Germany

**Pete Spoden****Brent Carmichael****Jason Reese****Ben Jacobson****Cory Jenkins****Eric Coleman****Randy Kraayenbrink****David Gruber****Cam Johnson****Jason Daisy****John Little****Seth Tuttle**

All-Time All-Conference (Since 1925)

1925	Vern Morrison, F	Ken Huelman, C	Erik Crawford, G (HM)
1926	Vern Morrison, F	1970 John Martin, F	Eric Coleman, C (All-Freshman, All-Newcomer, Freshman of the Year)
	Millard Horton, F	1971 Bill McCoy, G	Grant Stout, F (HM, All-Defense, All-Improved)
1928	Stewart Cooper, F	Bill McCoy, G	
1929	Lloyd Haberichter, C	Brian Bestul, F (HM)	2006 Ben Jacobson, G (1st)
	Ted Fritzel, G	Bill McCoy, G	Grant Stout, F (1st, All-Defense)
1930	Lloyd Haberichter, C	1978 Ron Lemons, F	Eric Coleman, C (HM)
1933	Roger Willert, C	1980 Rod Underwood, G (2nd)	2007 Eric Coleman, C (2nd)
1934	Morris Carr, F	1981 Did not compete for conference awards	Grant Stout, F (2nd)
1935	Morris Carr, F	1982 Jay Block, F-G (2nd)	2008 Eric Coleman, C (2nd)
1937	Darrell Black, G	Brent Carmichael, G (1st)	2009 Adam Koch, F (1st)
	Vern Morrison, F	Ray Storck, C (2nd Team)	Kwadzo Ahelegbe, G (2nd, All-Defense, All-Improved)
1938	Robert Curtis, C	1983 Brent Carmichael, G (2nd)	Ali Farokhmanesh, G (All-Newcomer)
	Lyle Dodd, G	1984 Herbert King, C-F (2nd)	Johnny Moran, G (All-Freshman)
	Roman Yatchak, G	Randy Kraayenbrink, G (1st)	Lucas O'Rear, F (All-Bench, Sixth Man of Year)
1940	Lyle Dodd, G	Scott Stafford, F (All-Newcomer)	
	Fred Lofquist, F	1985 Randy Kraayenbrink, G (1st)	Travis Brown, G (All-Bench)
1948	Van Coumbs, F	1986 Randy Kraayenbrink, G (2nd)	Adam Koch, F (1st, All-Defense)
	Norm Jespersen, F	Scott Plondke, C (All-Newcomer)	Jordan Eglseder, C (2nd)
	Walt Kochneff, C	1987 Greg McDermott, C-F (2nd)	Kwadzo Ahelegbe, G (HM, All-Defense)
1949	Norm Jespersen, F	Maurice Newby, G (All-Newcomer)	Ali Farokhmanesh, G (HM)
1950	Norm Jespersen, F	Jason Reese, C (All-Newcomer)	Lucas O'Rear, F (All-Bench, Sixth Man of Year)
	Walt Kochneff, C	1988 Steve Phyfe, F (All-Newcomer)	2011 Kwadzo Ahelegbe, G (1st, All-Defense, Defensive MVP)
1951	Dick Garth, G	1989 Steve Phyfe, F (2nd)	Anthony James, G (HM, All-Improved Captain)
	Bill Peterson, F	Jason Reese, C (1st)	Lucas O'Rear, F (All-Defense)
1952	Howard Pigg, F	1990 Jason Reese, C (1st)	2012 Anthony James, G (HM)
1953	Al Carew, C	1991 Troy Muilenburg, F (2nd)	Deon Mitchell, G (All-Freshmen)
	LaVern Greenfield, F	1992 Dale Turner, G (2nd)	Chip Rank, F (All-Bench)
	Jack Rolinger, G	1993 Randy Blocker, F (1st, All-Newcomer)	Seth Tuttle, F (Freshman of Year, All-Freshman, All-Newcomer)
1954	Dick Beetsch, F	Cam Johnson, G (Honorable Mention Media)	2013 Anthony James, G (2nd)
	LeRoy Horn, G (HM)	1994 Randy Blocker, F (1st Coaches, Media)	Matt Bohannon, G (All-Bench)
1955	Howie Pigg, F	Cam Johnson, G (1st Media, 2nd Coaches)	2014 Seth Tuttle, F (1st)
1956	Del Nicklaus, C	1996 Jason Daisy, G (1st Coaches, Media; All-Improved)	Jeremy Morgan, G (All-Freshman)
1957	Del Nicklaus, C	1997 Jason Daisy, G (1st, MVP)	Wes Washpun, G (All-Newcomer)
1958	Clark McCleary, G	1998 Tony Brus, G (HM)	Matt Bohannon, G (All-Improved)
1959	Jim Jackson, F	Darian DeVries, G (All-Underrated)	Nate Buss, F (All-Bench Captain, All-Improved)
	Ron LaFrenz, C (HM)	1999 Joe Breakenridge, F (HM, All-Improved)	2015 Seth Tuttle, F (1st)
1960	Jim Jackson, F	Sean Stackhouse, G (2nd, All-Newcomer)	Deon Mitchell (HM)
	Pete Spoden, F-C (HM)	2000 Robbie Sieverding, G (2nd)	Wes Washpun, G (HM, Sixth Man, Captain All-Bench)
	Jerry Holbrook, G (HM)	Joe Breakenridge, F (HM)	Nate Buss (All-Bench)
1961	Jerry Holbrook, G	2001 Joe Breakenridge, F (1st)	Paul Jespersion (All-Newcomer)
	Pete Spoden, C	2002 Robbie Sieverding, G (1st)	Marvin Singleton (All-Improved)
1962	Pete Spoden, F-C (MVP)	David Gruber, F/C (HM, All-Newcomer)	2016 Wes Washpun, G (2nd)
	Bob Waller, G	Chris Foster, G (All-Freshman)	Matt Bohannon (HM)
	Jerry Holbrook, G	Erik Smith, G (Capt. All-Improved)	Jeremy Morgan (HM, All-Defense)
1963	Dick Christy, F (HM)	David Gruber, C (HM)	Klint Carlson (All-Bench)
	Duane Josephson, G (1st)	Matt Schneiderman, F (HM, All-Newcomer)	Bennett Koch (All-Improved)
1964	Duane Josephson, G	Ben Jacobson, F (All-Newcomer, All-Freshman)	
	Ron Jessen, F	2004 David Gruber, C (1st)	
1965	Ron Jessen, F	Matt Schneiderman, F (HM)	
	Craig Knepe, C (MVP)	Ben Jacobson, G (HM, All-Improved)	
	Jerry McColley, G	Erik Crawford, G (All-Newcomer)	
1966	Craig Knepe, C	Brooks McKowen, G (All-Freshman)	
1967	Ken Huelman, C	2005 Ben Jacobson, G (1st)	
	Jerry Waugh, F		
1968	Ken Huelman, C		
	Jerry Waugh, F		
1969	Larry Clausen, G		

Academic All-Conference

1977	Mike Kemp, G	1989 Nick Pace, C	Grant Stout, F (HM)	2012 Austin Pehl, C (HM)
	Mark Enright, C	1990 Nick Pace, C	Jon Godfread, C (HM)	Chip Rank, F (1st)
1978	Mike Kemp, G	1992 Terry Merfeld, C	2006 Erik Crawford, G (2nd)	2013 Austin Pehl, C (2nd)
	Mark Long, G	Nick Pace, C	Brooks McKowen, G (2nd)	Chip Rank, F (2nd)
	Mike Clark, F	1997 Darian DeVries, G (2nd)	Grant Stout, F (2nd)	2014 Chip Rank, F (1st)
1982	Ray Storck, C	1998 Darian DeVries, G (1st)	2007 Brooks McKowen, G (2nd)	Nate Buss, F (2nd)
1983	Jay Block, F	2003 Matt Schneiderman, F (1st)	Grant Stout, F (2nd)	Max Martino (2nd)
	Ray Storck, C		2008 Adam Koch, F (2nd)	2015 Nate Buss (1st)
1984	Jay Block, F	Ryan Paulsen, G (HM)	2009 Adam Koch, F (1st)	Max Martino (HM)
	Randy Kraayenbrink, G	2004 Matt Schneiderman, F (1st)	Adam Koch, F (1st)	Jeremy Morgan (HM)
1985	Randy Kraayenbrink, G	2005 Brooks McKowen, G (2nd)	2010 Kerwin Dunham, G (HM)	2016 Jeremy Morgan (1st)
	Robbie Williams, G	Erik Crawford, G (2nd)	Kwadzo Ahelegbe, G (1st)	Wyatt Lohaus (2nd)
1986	Robbie Williams, G		Kerwin Dunham, G (HM)	Ted Friedman (HM)

Yearly Statistics

Year	Coach	W-L	Fin.	FG-FGA	Pct.	3FG-3FGA	Pct.	FT-FTA	Pct.	Reb.-Avg.	PF-D	A	TO	BS	ST	Pts.-Avg.
15-16	Ben Jacobson	23-13	4th	849-1863	.456	298-796	.374	479-633	.757	1091-30.3	560-13	429	357	94	204	2475-68.8
14-15	Ben Jacobson	31-4	2nd	776-1618	.480	357-645	.398	472-644	.733	1071-30.6	508-7	413	363	84	207	2281-65.2
13-14	Ben Jacobson	16-15	3rd	762-1693	.450	264-732	.361	468-646	.724	1022-33.0	568-12	436	330	90	175	2256-72.8
12-13	Ben Jacobson	21-15	3rd	828-1869	.443	280-762	.367	464-613	.757	1148-31.9	527-10	442	432	88	223	2400-66.7
11-12	Ben Jacobson	20-14	T3rd	754-1752	.430	267-691	.386	441-605	.729	1078-31.7	534-10	384	369	63	203	2216-65.2
10-11	Ben Jacobson	20-14	T4th	728-1702	.428	250-727	.344	461-605	.762	1010-29.7	583-13	359	314	57	171	2167-63.7
09-10	Ben Jacobson	30-5	1st	747-1741	.429	233-659	.354	489-645	.758	1130-32.3	556-5	367	372	70	198	2216-63.3
08-09	Ben Jacobson	23-11	T1st	766-1692	.453	217-628	.346	541-718	.753	1139-33.5	619-16	418	397	83	146	2290-67.4
07-08	Ben Jacobson	18-14	T5th	670-1506	.445	177-529	.335	479-654	.732	1038-32.4	582-10	374	379	104	130	1996-62.4
06-07	Ben Jacobson	18-13	5th	701-1554	.451	202-555	.364	436-620	.703	1048-33.8	511-11	414	386	99	132	2040-65.8
05-06	Greg McDermott	23-10	T5th	754-1662	.454	219-642	.341	438-608	.720	1100-33.3	480-6	439	401	124	179	2165-65.6
04-05	Greg McDermott	21-11	T3rd	847-1763	.480	226-593	.381	391-560	.698	1071-33.5	556-13	491	373	138	192	2311-72.2
03-04	Greg McDermott	21-10	T2nd	723-1644	.440	223-630	.354	478-648	.738	1068-34.5	517-6	410	388	63	165	2147-69.3
02-03	Greg McDermott	11-17	7th	646-1438	.449	216-572	.378	322-473	.681	873-31.2	455-6	396	369	51	140	1830-65.4
01-02	Greg McDermott	14-15	7th	699-1573	.444	217-601	.361	441-602	.733	853-29.4	534-18	383	363	50	205	2056-70.9
00-01	Sam Weaver	7-24	10th	664-1587	.418	147-445	.330	390-621	.628	961-31.0	617-22	355	474	61	224	1865-60.2
99-00	Sam Weaver	14-15	7th	624-1425	.438	123-362	.340	427-598	.714	921-31.8	499-19	326	412	89	174	1798-62.0
98-99	Sam Weaver	9-18	T8th	645-1410	.458	167-430	.388	446-607	.735	836-31.0	478-12	319	414	43	213	1903-70.5
97-98	Eldon Miller	10-17	9th	667-1673	.399	194-568	.342	341-516	.661	1040-38.5	557-15	371	390	105	201	1869-69.2
96-97	Eldon Miller	16-12	T4th	692-1574	.440	143-414	.345	469-639	.734	973-34.8	544-10	364	413	90	228	1996-71.3
95-96	Eldon Miller	14-13	T7th	701-1579	.444	204-541	.377	477-677	.705	967-35.8	542-7	344	415	92	226	2083-77.2
94-95	Eldon Miller	8-20	T9th	658-1504	.438	138-433	.319	448-688	.651	946-33.8	618-22	301	489	107	205	1902-67.9
93-94	Eldon Miller	16-13	5th	793-1676	.473	140-398	.352	448-650	.689	1046-36.1	580-10	356	448	115	226	2174-75.0
92-93	Eldon Miller	12-15	6th	617-1376	.448	62-182	.341	359-533	.674	873-32.3	488-4	260	431	69	199	1655-61.3
91-92	Eldon Miller	10-18	7th	669-1526	.438	117-329	.356	360-517	.696	908-32.4	589-18	326	453	73	201	1815-64.8
90-91	Eldon Miller	13-19	T4th	806-1832	.440	167-476	.351	391-525	.745	1054-32.9	550-14	414	442	66	232	2170-67.8
89-90	Eldon Miller	23-9	T3rd	924-1849	.500	165-411	.402	480-674	.712	1144-35.8	559-10	497	449	91	186	2493-77.9
88-89	Eldon Miller	19-9	2nd	899-1796	.501	149-381	.391	435-608	.716	1049-37.5	563-13	505	426	60	196	2382-85.1
87-88	Eldon Miller	10-18	T6th	800-1653	.484	136-344	.395	436-595	.733	913-32.6	622-24	445	427	50	187	2172-77.6
86-87	Eldon Miller	13-15	5th	765-1618	.473	108-256	.422	390-507	.769	936-33.4	581-16	382	434	67	205	2028-72.4
85-86	Jim Berry	8-19	T7th	780-1549	.504	-	-	347-468	.741	870-32.2	563-23	465	418	49	176	1907-70.6
84-85	Jim Berry	12-16	6th	716-1559	.459	-	-	389-545	.714	875-31.3	552-13	367	341	57	171	1821-65.0
83-84	Jim Berry	18-10	2nd	754-1525	.494	-	-	424-615	.689	778-27.8	579-25	422	462	100	228	1932-69.0
82-83	Jim Berry	13-18	5th	828-1817	.456	-	-	345-564	.612	940-30.3	635-23	359	447	96	243	2010-64.8
81-82	Jim Berry	12-15	T1st	662-1506	.440	-	-	325-501	.649	772-28.6	481-14	264	413	66	195	1649-61.1
80-81	Jim Berry	8-19	None	653-1423	.459	-	-	305-445	.685	720-26.7	514-25	394	466	50	155	1611-59.7
79-80	Jim Berry	12-13	T3rd	690-1408	.491	-	-	276-417	.662	769-31.0	418-10	418	414	66	166	1656-66.4
78-79	Jim Berry	18-11	T2nd	921-1804	.510	-	-	371-529	.701	1063-36.6	551-20	444	419	76	163	2213-76.3
77-78	Jim Berry	15-12	-	792-1632	.485	-	-	301-467	.644	889-33.0	552-16	514	-	-	-	1877-69.9
76-77	Jim Berry	9-18	T7th	829-1846	.449	-	-	269-384	.700	860-31.9	442-18	402	-	-	-	1927-71.4
75-76	Jim Berry	9-17	T5th	801-1859	.430	-	-	357-499	.715	1119-43.0	524-20	396	-	-	-	1959-75.3
74-75	Jim Berry	6-20	7th	750-1729	.434	-	-	324-464	.698	1040-40.0	485-27	318	-	-	-	1824-70.2
73-74	Jim Berry	4-22	8th	719-1694	.424	-	-	249-360	.692	993-38.2	559-15	421	-	-	-	1687-64.9
72-73	Zeke Hogeland	11-13	6th	707-1536	.460	-	-	374-529	.707	993-41.3	485-16	279	-	-	-	1788-74.5
71-72	Zeke Hogeland	10-13	4th	639-1415	.452	-	-	458-660	.694	1041-45.3	-	293	-	-	-	1736-75.5
70-71	Zeke Hogeland	6-20	T6th	-	-	-	-	-	-	-	-	-	-	-	-	2005-77.1
69-70	Zeke Hogeland	13-12	3rd	651-1584	.410	-	-	493-777	.634	1208-48.3	548-17	-	-	-	-	1795-71.8
68-69	Zeke Hogeland	15-9	-	737-1568	.470	-	-	517-757	.683	1142-47.6	394-13	-	-	-	-	1991-82.9
67-68	Zeke Hogeland	15-7	T2nd	724-1608	.450	-	-	489-711	.687	1172-53.2	400	-	-	-	-	1939-88.1
66-67	Norm Stewart	11-11	T2nd	614-1245	.493	-	-	365-583	.626	898-40.8	335-15	-	-	-	-	1593-72.4
65-66	Norm Stewart	13-7	2nd	508-1167	.435	-	-	338-509	.664	878-43.9	311-15	-	-	-	-	1354-67.7
64-65	Norm Stewart	16-7	2nd	633-1349	.461	-	-	478-667	.716	1013-44.0	392-9	-	-	-	-	1744-75.8
63-64	Norm Stewart	23-4	1st	804-1804	.445	-	-	512-723	.708	1290-47.7	408-15	-	-	-	-	2120-78.5
62-63	Norm Stewart	15-8	2nd	623-1427	.437	-	-	495-689	.718	1049-45.6	492	-	-	-	-	1741-75.7
61-62	Norm Stewart	19-5	T1st	712-1630	.437	-	-	484-706	.686	1326-55.3	469	-	-	-	-	1908-79.5
60-61	Jim Witham	16-5	2nd	643-1602	.401	-	-	350-536	.653	1282-61.0	352-8	-	-	-	-	1636-77.9
59-60	Jim Witham	15-8	T2nd	679-1773	.383	-	-	400-661	.605	1409-61.3	431	-	-	-	-	1758-76.4
58-59	Jim Witham	11-12	4th	651-1767	.368	-	-	353-572	.617	1298-56.4	473	-	-	-	-	1655-71.9
57-58	Jim Witham	9-14	6th	561-1600	.351	-	-	346-571	.606	960-41.7	404	-	-	-	-	1468-63.8
56-57	Jim Witham	12-10	T3rd	536-1460	.367	-	-	419-623	.672	861-39.1	366	-	-	-	-	1491-67.8
55-56	Stanley Hall	8-11	5th	508-1403	.362	-	-	373-577	.648	980-51.6	377	-	-	-	-	1389-73.1
54-55	Stanley Hall	11-11	T2nd	630-1719	.366	-	-	447-670	.667	983-44.7	434	-	-	-	-	1707-77.6
53-54	O.M. Nordly	6-15	4th	476-1351	.352	-	-	378-607	-	668-31.8	385	-	-	-	-	1330-63.3

Team Records - All Games

Wins-Losses

Most Games, Season: 36, 2012-13
 Fewest Games, Season: 19, 1955-56
 Wins, Season: 31, 2014-15 (35 games)
 Losses, Season: 24, 2000-01 (31 games)
 Consecutive Wins: 16, 2014-15
 Consecutive Losses, Season: 10, 1973-74; 2000-01
 Most Road Wins: 9, 2009-10; 2014-15
 Road Win Streak: 7, 2008-09 (1) to 2009-10 (6); 2014-15
 Road Losing Streak: 17, 1973-75; 10, 1973-74; 1976-77
 Home Win Streak: 21, 2009-2010
 Home Losing Streak: 4, 1973-74
 Highest Winning Percentage, Season: .886, 2014-15 (31-4)
 Lowest Winning Percentage, Season: .154, 1973-74 (4-22)
 Best Conference Record, Season: 9-1, 1963-64 (.900)
 Worst Conference Record, Season: 1-13, 1973-74
 Most Conference Games Won, Season: 16, 2014-15
 Most Conference Games Lost, Season: 15, 2000-01
 Most Overtimes: 6 (vs. North Dakota St.), 1958-59

National Top 25 Polls

Highest National Ranking (Coaches): No. 9 (3/16/15)
 Highest National Ranking (AP): No. 10 (2/23/15; 3/9/15)

Points

Game: 126 (vs. Eastern Illinois), 1987-88 (4 OT)
 Against, Game: 123 (vs. Iowa St.), 1974-75
 Season: 2,493 (32 games), 1989-90
 Against, Season: 2,328 (32 games), 1989-90
 Both Teams, Game: 247 (UNI 126, Eastern Illinois 121, 4 OT), 1987-88
 Most Points Scored in a Half: 65 (vs. Stephen F. Austin), 1989-90
 Most Points Scored on the Road: 109 (vs. Nebraska), 1995-96
 Highest Average, Season: 88.1 (22 games), 1967-68
 Highest Average Allowed, Season: 86.5, 1970-71
 Biggest Margin, For: 64 (UNI 96, Grinnell 32), 1945-46
 Biggest Margin, Against: 57 (Iowa 73, UNI 16), 1906-07
 Most Consecutive 70-or-More-Point Games: 18, 1987-88, 1988-89
 Most Consecutive 80-or-More-Point Games: 4, Several Times, 1987-88, 1988-89
 Most Consecutive 90-or-More-Point Games: 2, 1988-89; 1993-94
 Most Points Scored in a Losing Game: 101 (vs. Armstrong St.), 1978-79
 Fewest Points Scored in a Winning Game: 39 (vs. North Dakota St.), 1951-52
 Fewest Points Scored in a Losing Game: 39 (at Illinois St.), 1981-82; (at Bradley), 1999-00

Field Goals

FGs Made, Game: 47 (vs. Eastern Illinois), 1987-88; (vs. Stephen F. Austin) 1989-90
 Season: 924 (32 games), 1989-90
 Most FGs Made, 2 Teams: 88 (47-41) (vs. Eastern Illinois, 4 OTs), 1987-88
 FGs Attempted, Game: 98 (vs. Eastern Illinois), 1987-88
 Season: 1849 (32 games), 1989-90
 Highest FG Percentage, Game: .732 (vs. Cleveland St.), 1985-86
 Season: .510, 1978-79
 Highest FG Percentage Allowed, Season: .531, 1973-74

Free Throws

FTs Made, Game: 42 (vs. Morningside), 1961-62
 Season: 617, 1970-71
 Highest FT Percentage, Game: 1.000 (18-18, vs. Cleveland St.), 1990-91
 Season: .769 (390-507), 1986-87
 FTs Allowed, Game: 41 (Missouri St.), 1987-88
 Season: 514, 1994-95
 FTs Attempted, Game: 56 (vs. South Dakota), 1970-71
 Season: 887, 1970-71
 FT Attempts Allowed, Game: 55 (Nebraska), 1994-95
 Season: 752, 1969-70

3-Point Field Goals

3-Point FGs Made, Game: 17 vs. Evansville (1/29/14)
 Season: 298, 2015-16
 Consecutive Games With at Least One 3-Point Basket, Season: 36, 2012-13
 Consecutive Games With at Least Three 3-Point Baskets, Season: 36, 2012-13
 3-Point FGs Attempted, Game: 35 (vs. BYU), 2015-16
 Season: 796, 2010-11
 3-Point FG Percentage, Game: 1.000 (vs. William Penn, 4-4), 1987-88
 Season: .422 (108-256), 1986-87
 3-Point FGs Allowed, Game: 15, Wichita St., 2002-03
 Season: 255, 2015-16
 Highest 3-Point FG Percentage Allowed, Game: 1.000 (Wisconsin-Green Bay, 5-5)

Rebounds

Game: 83 (vs. South Dakota St.), 1959-60
 Season: 1,409 (23 games), 1959-60
 Most Rebounds Allowed, Game: 74 (North Dakota), 1957-58
 Season: 1,369, 1963-64
 Highest Rebound Average, Season: 61.3, 1959-60
 Highest Rebound Average Allowed, Season: 50.9, 1967-68

Fouls

Game: 36 (vs. Nebraska), 1994-95
 Season: 635, 1982-83
 Most Disqualifications, Season: 28, 1962-63

Assists

Game: 32 (vs. South Dakota St.), 1976-77
 Season: 514, 1977-78
 Assists Allowed, Game: 35 (Augustana), 1976-77
 Season: 464, 1977-78

Turnovers

Most Turnovers, Game: 38 (vs. Central Missouri St.), 1973-74

Steals

Game: 25 (vs. Drake), 1983-84
 Season: 243, 1982-83
 Steals Allowed, Game: 23 (Iowa), 1994-95
 Season: 239, 1994-95

Blocked Shots

Game: 15 (vs. Cleveland St.), 1983-84
 Season: 138, 2004-05
 Blocked Shots Allowed, Game: 14 (Missouri St.), 1989-90



Missouri Valley Conference Games Only (1992-2016)**Wins-Losses**

Wins, Season: 16, 2014-15
 Best Conference Record, Season: 16-2, 2014-15
 Losses, Season: 15, 2000-01
 Worst Conference Record, Season: 3-15, 2000-01
 Consecutive Wins: 16, 2014-15
 Consecutive Losses: 7, 2000-01
 Road Win Streak: 7, 2008-09; 2014-15
 Road Losing Streak, Consecutive Seasons
 (Regular Season Games Only): 15, 1999-01
 Home Win Streak: 12, 2013-14-present
 Home Losing Streak: 3, 1998-99; 2000-01, 2010-11 to 2011-12
 Highest Winning Percentage, Season: .889 (16-2), 2014-15
 Lowest Winning Percentage, Season: .167 (3-15), 2000-01

Points

Game: 102 vs. Drake, 1993-94
 Against, Game: 97, Southern Ill., 1993-94; Illinois St., 1995-96
 Most Points Scored on the Road: 102 at Drake, 1993-94
 Season: 1,364, 1995-96
 Against, Season: 1,366, 1995-96
 Highest Average, Season: 75.8, 1995-96
 Highest Average Allowed, Season: 75.9, 1995-96
 Highest Winning Margin: 36 (80-44) vs. Bradley (12/30/15)
 Largest Losing Margin: 41 at Bradley, 1999-00
 Most Points in a Losing Game: 94 vs. Southern Ill., 1993-94
 Fewest Points in a Winning Game: 46 at Illinois St. (1/12/11)
 Fewest Points in a Losing Game: 39 at Bradley, 1999-00

Field Goals

Field Goals Made, Season: 491, 1993-94
 Field Goals Attempted, Season: 1,051, 1995-96
 Highest Field Goal Percentage, Season: .485, 2014-15
 Highest Field Goal Percentage Allowed, Season: .493, 2001-02

Free Throws

Free Throws Made, Season: 314, 1998-99
 Free Throws Attempted, Season: 423, 1995-96
 Highest Free Throw Percentage, Season: .810, 2009-10
 Free Throws Allowed, Season: 401, 2008-09
 Free Throw Attempts Allowed, Season: 498, 1994-95

3-Point Field Goals

3-Point Field Goals Made, Season: 175, 2013-14
 3-Point Field Goals Attempted, Season: 435, 2013-14
 3-Point Field Goal Percentage, Season: .409, 2014-15
 3-Point Field Goals Allowed, Season: 145, 2007-08
 3-Point Field Goal Attempts Allowed, Season: 377, 2015-16
 3-Point Field Goal Percentage Allowed, Season: .413, 2001-02

Rebounds

Season: 622, 1996-97
 Most Allowed, Season: 682, 1995-96
 Highest Average, Season: 35.1, 1995-96
 Highest Average Allowed, Season: 40.8, 1995-96

Fouls

Season: 400, 1994-95
 Most Disqualifications, Season: 15, 1994-95

Assists

Season: 274, 2013-14
 Assists Allowed, Season: 272, 1998-99

Turnovers

Season: 291, 2000-01
 Turnovers Forced, Season: 296, 1995-96

Steals

Season: 155, 1998-99
 Steals Allowed, Season: 144, 1993-94

Blocked Shots

Season: 79, 2004-05
 Blocked Shots Allowed, Season: 65, 2001-02

**Seth Tuttle****Individual Records - All Games****Points**

Game: 40, Jerry Waugh (vs. North Dakota), 1967-68; Cam Johnson (vs. Drake), 1993-94
 Season: 645, Randy Blocker, 1993-94
 Career: 2,033, Jason Reese, 1986-90
 Highest Scoring Average, Season: 23.0, Randy Blocker, 1993-94
 Highest Scoring Average, Career: 21.0, Randy Blocker, 1992-94

Field Goals

FGs Made, Game: 16, Craig Knepe (vs. South Dakota St.), 1964-65; Jason Reese (vs. Southern Methodist), 1988-89
 Season: 240, Randy Kraayenbrink, 1984-85; Jason Reese, 1988-89
 Career: 794, Randy Kraayenbrink, 1983-86
 Highest Percentage, Game: 1.000 (10-10), Jim Davis (vs. Westmar), 1973-74; Matt Schneiderman (vs. Wayne St. (Neb.)), 2002-03
 Highest Percentage, Season: .644 (121-188), Jason Sims, 1994-95
 Highest Percentage, Career: .602 (421-699), David Gruber, 2002-04
 FGs Attempted, Game: 26, Cam Johnson (vs. Iowa), 1993-94; Randy Kraayenbrink (vs. Prairie View A&M), 1985-86
 FGs Attempted, Season: 503, Randy Blocker, 1993-94
 Career: 1,644, Randy Kraayenbrink, 1982-86



Free Throws

FTs Made, Game: 19, Bill McCoy (vs. Bemidji), 1970-71
 Season: 212, Bill McCoy, 1970-71
 Career: 504, Jason Reese, 1987-90
 Consecutive Made: 32, Bill McCoy, 1971-72
 Highest Percentage, Game: 1.000 (15-15), Scott Stafford (vs. Western Illinois), 1984-85
 Highest Percentage, Season (min. 50 made): .874 (104-119), Dale Turner, 1991-92
 Highest Percentage (min. 149 made), Career: .856 (149-174), Maurice Newby, 1988, 1989-91
 FTs Attempted, Game: 21, Paul Balcom (vs. Macalester), 1962-63; Jason Daisy (vs. Central Florida), 1995-96
 Season: 274, Bill McCoy, 1970-71
 Career: 670, Jason Reese, 1986-90

3-Point Field Goals

3-Point FGs Made, Game: 8, Cam Johnson (vs. Drake), 1993-94; Paul Jespersen (at Bradley), 2015-16
 Season: 96, Marc Sonnen, 2012-13
 Career: 268, Matt Bohannon, 2012-2016
 Highest Percentage, Game (min. 5 made): 1.000 (6-6), Darian DeVries (vs. Chicago St.), 1997-98; 1.000 (5-5), Adam Koch (vs. East Carolina), 2009-10
 Highest Percentage, Season (min. 30 att.): .547 (29-53), Cam Johnson, 1992-93
 3-Point FGs Attempted, Game: 16, Cam Johnson (vs. Southern Ill.), 1993-94; Matt Bohannon (vs. BYU), 2015-16
 Season: 232, Matt Bohannon, 2015-16
 Career: 690, Matt Bohannon, 2012-16
 Most Consecutive Games Scoring 3-Pt. Goal: 27, Nick Nurse (Feb. 23, 1987-Feb. 20, 1988)

Rebounds

Game: 34, Pete Spoden (vs. Winona St.), 1960-61
 Season: 418, Jim Jackson, 1958-59
 Career: 1,097, Jim Jackson, 1958-61
 Highest Average, Season: 18.2, Jim Jackson, 1958-59
 Highest Average, Career: 16.4, Jim Jackson, 1958-61

Fouls

Season: 107, Bill Runchey, 1974-75
 Disqualifications, Season: 12, Bill Jones, 1980-81

Assists

Game: 16, Jay Imhoff, 1979-80
 Season: 190, Wes Washpun, 2015-16
 Career: 520, Dale Turner, 1988-92
 Highest Average, Season: 5.8, Jay Imhoff, 1979-80; Brooks McKowen, 2006-07
 Highest Average, Career: 4.4, Dale Turner, 1988-92

Steals

Game: 9, Cam Johnson (vs. St. Bonaventure), 1992-93
 Season: 100, Brent Carmichael, 1982-83
 Career: 180, Brent Carmichael, 1981-83

Blocked Shots

Game: 8, Scott Stafford (vs. Cleveland St.), 1983-84
 Season: 80, Grant Stout, 2005-06
 Career: 222, Grant Stout, 2003-07

Individual Records - MVC Games Only (1992-2015)

Points

Game: 40, Cam Johnson (vs. Drake), 1993-94
 Season: 406, Randy Blocker, 1993-94
 Career: 1,121, Jason Daisy, 1993, 1995-97

Field Goals

Game: 14, Cam Johnson (vs. Drake), 1993-94; Ben Jacobson (at Creighton), 2004-05
 Season: 148, Randy Blocker, 1993-94
 Career: 392, Jason Daisy, 1992-93, 1994-97
 Attempted, Game: 25, Cam Johnson (vs. Drake), 1993-94; Anthony James (at Illinois St.), 2011-12
 Attempted, Season: 303, Jason Daisy, 1995-96
 Attempted, Career: 902, Jason Daisy, 1992-97
 Highest Percentage, Game (min. 5 made): 1.000 (8-8), Brooks McKowen vs. Drake, 2005-06
 Highest Percentage, Season: .633 (76-120), Jason Sims, 1994-95
 Highest Percentage, Career: .603 (348-577), Seth Tuttle, 2011-15

Free Throws

Game: 18, Adam Koch (vs. Missouri St.), 2009-10
 Season: 110, Jason Daisy, 1996-97
 Career: 245, Jason Daisy, 1992-93, 1994-97
 Highest Percentage, Game (min. 10 made): 1.000 (14-14), Darian DeVries (vs. Evansville), 1997-98
 Highest Percentage, Season (min. 35 made): .904 (66-73), Darian DeVries, 1995-96
 Highest Percentage, Career (min. 100 made): .843 (252-299), Robbie Sieverding, 1998-02

3-Point Field Goals

Game: 8, Cam Johnson (vs. Drake), 1993-94; Paul Jespersen (at Bradley), 2015-16
 Season: 61, Matt Bohannon, 2013-14
 Career: 167, Matt Bohannon, 2012-16
 Highest Percentage, Game (min. 5 attempts): 1.000 (5-5), Robbie Sieverding (vs. Southern Illinois), 1998-99
 Highest Percentage, Season (min. 1 made per game): .550 (22-40), Cam Johnson, 1992-93
 Highest Percentage, Career (min. 50 made): .516 (81-157), Cam Johnson, 1989-94

Rebounds

Game: 17, Joe Breakenridge (vs. Evansville), 2000-01
 Season: 194, Joe Breakenridge, 2000-01
 Career: 482, Seth Tuttle, 2011-15



Wes Washpun

Individual Career Scoring

1. Jason Reese (1986-90).....	2,033
2. Randy Kraayenbrink (1982-86).....	2,004
3. Ben Jacobson (2002-06).....	1,787
4. Seth Tuttle (2011-15).....	1,747
5. Jason Daisy (1992-97).....	1,721
6. Bill Mc Coy (1969-73).....	1,713
7. Eric Coleman (2004-08).....	1,522
8. Ron Lemons (1975-79).....	1,476
9. Robbie Seiverding (1998-2002).....	1,402
10. Kwadzo Ahelegbe (2006-11).....	1,329

Scoring Average

1. Randy Blocker (1992-94).....	21.0
2. Jerry Waugh (1965-68).....	20.8
3. Ken Huelman (1966-69).....	18.8
4. Randy Kraayenbrink (1982-86).....	17.9
5. Jason Reese (1986-90).....	17.8
6. Pete Spoden (1959-64).....	17.7
7. Bill McCoy (1969-73).....	17.7
8. Craig Knepe (1963-66).....	17.1
9. Jason Daisy (1992-97).....	16.7
10. Scott Plondke (1985-86).....	16.5

Field Goals Made

1. Randy Kraayenbrink (1982-86).....	794
2. Jason Reese (1986-90).....	764
3. Ben Jacobson (2002-06).....	637
4. Ron Lemons (1975-79).....	629
5. Seth Tuttle (2011-15).....	600
6. Jason Daisy (1992-97).....	589
7. Eric Coleman (2004-08).....	586
8. Bill McCoy (1969-73).....	567
9. Cedrick McCullough (1988-92).....	505
10. Ken Huelman (1966-69).....	476

Field Goal Attempts

1. Randy Kraayenbrink (1982-86).....	1,644
2. Ben Jacobson (2002-06).....	1,459
3. Jason Reese (1986-90).....	1,401
4. Jason Daisy (1992-97).....	1,287
5. Ron Lemons (1975-79).....	1,213
6. Bill McCoy (1969-74).....	1,177
7. Pete Spoden (1959-64).....	1,131
8. Anthony James (2008-13).....	1,107
9. Howie Pigg (1951-55).....	1,071
10. Eric Coleman (2004-08).....	1,048

Field Goal Percentage

(minimum 100 made)	
1. David Gruber (2001-04).....	602 (421-699)
2. Jason Sims (1992-96).....	598 (250-418)
3. Steve Phylfe (1987-90).....	584 (373-639)
4. Greg McDermott (1984-88).....	581 (402-692)
5. Seth Tuttle (2011-15).....	576 (600-1,041)
6. Lucas O'Rear (2007-11).....	5593 (198-354)
7. Eric Coleman (2004-08).....	5591 (586-1,048)
8. Joe Breakenridge (1997-01).....	549 (368-670)
9. Scott Plondke (1985-86).....	547 (179-327)
10. Jordan Eglseider (2006-10).....	545 (439-806)

3-Point Field Goals Made

1. Matt Bohannon (2012-16).....	268
2. Ben Jacobson (2002-06).....	203
3. Johnny Moran (2008-12).....	201
Marc Sonnen (2009-13).....	201
5. Nick Nurse (1985-89).....	170
6. Darian DeVries (1994-98).....	166
7. Robbie Sieverding (1998-02).....	157
8. Ali Farokhmanesh (2008-10).....	152
9. Maurice Newby (1987-91).....	146
10. Chris Foster (2000-05).....	144

3-Point Field Goal Attempts

1. Matt Bohannon (2012-16).....	690
2. Johnny Moran (2008-12).....	601
3. Ben Jacobson (2002-06).....	519
4. Marc Sonnen (2009-13).....	480
5. Chris Foster (2000-05).....	422
6. Robbie Sieverding (1998-02).....	418
7. Darian DeVries (1994-98).....	407
8. Ali Farokhmanesh (2008-10).....	405
9. Maurice Newby (1987-91).....	391
10. Brooks McKowen (2003-07).....	376

3-Point Field Goal Percentage

(Minimum 50 made)	
1. Nick Nurse (1985-89).....	468 (170-363)
2. Nate Buss (2011-15).....	442 (92-208)
3. Cam Johnson (1989-94).....	423 (130-307)
4. Marc Sonnen (2009-13).....	419 (201-480)
5. Ryan Paulsen (2000-03).....	415 (54-130)
6. Adam Viet (2004-08).....	413 (99-240)
7. Darian DeVries (1994-98).....	408 (166-407)
8. Paul Jespersen (2014-16).....	408 (130-319)
9. Jared Josten (2004-08).....	406 (82-203)
10. John Little (2002-06).....	403 (112-278)

Free Throws Made

1. Bill McCoy (1969-73).....	579
2. Seth Tuttle (2011-15).....	508
3. Jason Reese (1986-90).....	504
4. Adam Koch (2006-10).....	446
5. Robbie Sieverding (1998-02).....	423
6. Randy Kraayenbrink (1982-86).....	410
7. Jason Daisy (1992-97).....	407
8. Kwadzo Ahelegbe (2006-11).....	393
9. Eric Coleman (2004-08).....	350
10. Jake Koch (2009-13).....	340

Free Throw Attempts

1. Bill McCoy, 1969-73.....	762
2. Seth Tuttle (2011-15).....	675
3. Jason Reese, 1986-90.....	670
4. Eric Coleman, 2004-08.....	592
5. Adam Koch, 2006-2010.....	569
6. Jason Daisy, 1992-97.....	543
7. Ken Huelman, 1967-69.....	539
8. Randy Kraayenbrink, 1982-86.....	515
Kwadzo Ahelegbe, 2006-11.....	515
10. Robbie Sieverding, 1998-2002.....	506

Free Throw Percentage

1. Paul Jespersen (2014-16).....	878 (65-74)
2. Maurice Newby (1987-91).....	856 (149-174)
3. Jared Josten (2004-08).....	843 (118-140)
4. Robbie Sieverding (1998-02).....	836 (423-506)
5. Troy Muilenberg (1987-91).....	835 (237-284)
6. Darian DeVries (1994-98).....	823 (302-367)
7. Ali Farokhmanesh (2008-10).....	810 (85-105)
8. Nate Buss (2011-15).....	806 (83-103)
9. Jake Koch (2009-13).....	798 (340-426)
10. Randy Kraayenbrink (1982-86).....	796 (410-515)

Rebounding

1. Pete Spoden (1959-64).....	1,104
2. Jim Jackson (1958-01).....	1,097
3. Eric Coleman (2004-08).....	997
4. Grant Stout (2003-07).....	920
5. Seth Tuttle (2011-15).....	917
6. Ken Huelman (1966-69).....	818
7. Jason Reese (1986-90).....	773
8. Joe Breakenridge (1997-01).....	766
9. Ron Lemons (1975-79).....	760
10. Randy Beilke (1970-73).....	752

Rebounding Average

1. Jim Jackson (1958-61).....	16.4
2. Pete Spoden (1959-64).....	15.8
3. Al Carew (1951-52).....	12.2
4. Ray Nissen (1954-56).....	12.1
5. Ken Huelman (1966-69).....	12.0
6. Del Nicklaus (1954-57).....	10.0
7. Craig Knepe (1963-66).....	9.8
8. Paul Balcom (1961-63).....	9.0
9. Joe Breakenridge (1997-2001).....	8.1
10. John Martin (1967-70).....	8.0

Assists

1. Dale Turner (1988-92).....	520
2. Brooks McKowen (2003-07).....	425
3. Robbie Williams (1982-86).....	418
4. Wes Washpun (2013-16).....	399
5. Mark Long (1975-79).....	387
6. Deon Mitchell (2011-15).....	373
7. Chris Foster (2000-05).....	370
8. Ben Jacobson (2002-06).....	357
9. Kwadzo Ahelegbe (2006-11).....	342
10. Nick Nurse (1985-89).....	340

Blocked Shots

1. Grant Stout (2003-07).....	222
2. Jake Koch (2009-13).....	123
3. Jordan Eglseider (2006-2010).....	120
4. Sean Hawkins (1994-98).....	118
5. Eric Coleman (2004-08).....	115
6. Seth Tuttle (2011-15).....	95
7. Jason Sims (1992-96).....	90
8. Scott Stafford (1984-85).....	85
9. Steve Phylfe (1988-90).....	66
Jeremy Morgan (2013-pres.).....	60

Steals

1. Brent Carmichael (1981-83).....	180
2. Nick Nurse (1986-89).....	165
3. Andy Woodley (1998-02).....	159
4. Ben Jacobson (2002-06).....	154
5. Johnny Moran (2008-12).....	152
6. Dale Turner (1988-92).....	143
7. Robbie Williams (1982-86).....	140
8. Brian Carpenter (1992-96).....	138
9. Darian DeVries (1994-98).....	131
10. Cam Johnson (1989-94).....	129
Jason Daisy (1992-97).....	129
Deon Mitchell (2011-15).....	129

Games Played

1. Marc Sonnen (2008-13).....	139
2. Jake Koch (2008-13).....	138
Matt Bohannon (2012-16).....	138
4. Seth Tuttle (2011-15).....	136
5. Johnny Moran (2008-12).....	135
Chip Rank (2010-14).....	135
Deon Mitchell (2011-15).....	135
8. Kwadzo Ahelegbe (2006-11).....	133
9. Adam Koch (2006-10).....	132
10. Eric Coleman (2004-08).....	128
Anthony James (2008-13).....	128

Games Started

1. Seth Tuttle (2011-15).....	136
2. Johnny Moran (2008-12).....	135
3. Ben Jacobson (2002-06).....	120
4. Brooks McKowen (2003-07).....	117
5. Deon Mitchell (2011-15).....	115
6. Eric Coleman (2004-08).....	114
7. Cedrick McCullough (1988-92).....	109
8. Matt Bohannon (2012-16).....	108
Randy Kraayenbrink (1982-86).....	107
Dale Turner (1988-92).....	107
Kwadzo Ahelegbe (2006-11).....	107

**Matt Bohannon****Individual Season Points**

1. Randy Blocker, 1993-94.....	645
2. Jason Reese, 1989-90.....	638
3. Jason Reese, 1988-89.....	623
4. Jason Daisy, 1995-96.....	603
5. Jason Daisy, 1996-97.....	593
6. Cam Johnson, 1993-94.....	592
7. Randy Kraayenbrink, 1984-85.....	587
8. Ben Jacobson, 2004-05.....	572
9. Randy Kraayenbrink, 1985-86.....	552
10. Bill McCoy, 1970-71.....	550

Scoring Average

1. Jerry Waugh, 1967-68.....	23.4
2. Randy Blocker, 1993-94.....	23.0
3. Pete Spoden, 1963-64.....	22.7
4. Jason Daisy, 1995-96.....	22.3
5. Jason Reese, 1988-89.....	22.3
6. Howie Pigg, 1954-55.....	21.7
7. Ken Huelman, 1968-69.....	21.4
8. Jason Daisy, 1996-97.....	21.2
9. Bill McCoy, 1970-71.....	21.2
10. Cam Johnson, 1993-94.....	21.1

Field Goals

1. Jason Reese, 1988-89.....	240
Randy Kraayenbrink, 1984-85.....	240
3. Randy Blocker, 1993-94.....	239
4. Jason Reese, 1989-90.....	236
5. Cam Johnson, 1993-94.....	212
6. Ben Jacobson, 2004-05.....	211
Randy Kraayenbrink, 1985-86.....	211
8. Jason Daisy, 1995-96.....	208
9. Randy Blocker, 1992-93.....	201
10. Ron Lemons, 1978-79.....	196

Field Goals Attempted

1. Randy Blocker, 1993-94.....	503
2. Dick Garth, 1950-51.....	496
3. Randy Kraayenbrink, 1984-85.....	483
4. Cam Johnson, 1993-94.....	464
5. Randy Kraayenbrink, 1985-86.....	449
6. Duane Josephson, 1963-64.....	446
7. Ben Jacobson, 2004-05.....	432
8. Howie Pigg, 1954-55.....	429
9. Jason Daisy, 1995-96.....	425
10. Pete Spoden, 1961-62.....	423

Field Goal Percentage

1. Seth Tuttle, 2011-12.....	652 (118-181)
2. Jason Sims, 1994-95.....	644 (121-188)
3. Lucas O'Rear, 2008-09.....	615 (56-91)
4. David Gruber, 2002-03.....	610 (141-231)
5. David Gruber, 2001-02.....	610 (144-236)
6. Steve Phylfe, 1988-89.....	608 (161-265)
7. Seth Tuttle, 2014-15.....	604 (183-303)
8. Greg McDermott, 1987-88.....	603 (117-194)
9. Greg McDermott, 1986-87.....	597 (148-248)
10. Steve Phylfe, 1989-90.....	593 (108-182)

3-Point Field Goals

1. Marc Sonnen, 2012-13.....	96
2. Matt Bohannon, 2015-16.....	93
3. Paul Jespersen, 2015-16.....	82
4. Erik Smith, 2001-02.....	79
5. Ali Farokhmanesh, 2009-10.....	77
Matt Bohannon, 2013-14.....	77
7. Ali Farokhmanesh, 2008-09.....	75
8. Cam Johnson, 1993-94.....	73
9. Nick Nurse, 1987-88.....	72
10. Ben Jacobson, 2004-05.....	71



3-Point Field Goals Attempted

1. Matt Bohannon, 2015-16.....	232
2. Marc Sonnen, 2012-13.....	215
3. Erik Smith, 2001-02.....	208
4. Ali Farokhmanesh, 2009-10.....	207
Paul Jespersen, 2015-16.....	207
6. Matt Bohannon, 2013-14.....	206
7. Ali Farokhmanesh, 2008-09.....	198
8. Cam Johnson, 1993-94.....	189
9. Ben Jacobson, 2005-06.....	177
Johnny Moran, 2010-11.....	177

3-Point Field Goal Percentage

(Minimum 50 made)	
1. Nick Nurse, 1987-88.....	497 (72-145)
2. Ben Jacobson, 2004-05.....	452 (71-157)
3. Robbie Sieverding, 1998-99.....	4473 (68-152)
4. Marc Sonnen, 2012-13.....	4465 (96-215)
5. Marc Sonnen, 2011-12.....	443 (58-131)
6. Darian DeVries, 1997-98.....	4394 (69-157)
7. Nick Nurse, 1988-89.....	4388 (61-139)
8. John Little, 2005-06.....	4202 (50-119)
9. Jason Daisy, 1995-96.....	4198 (68-162)
10. Ryan Paulsen, 2002-03.....	4132 (50-121)

Free Throws

1. Bill McCoy, 1970-71.....	212
2. Jason Daisy, 1996-97.....	175
3. Robbie Sieverding, 2001-02.....	168
4. Jason Reese, 1989-90.....	166
5. Adam Koch, 2008-09.....	158
6. Seth Tuttle, 2013-14.....	157
7. Robbie Sieverding, 1999-2000.....	154
8. Seth Tuttle, 2014-15.....	149
9. Bill McCoy, 1971-72.....	146
10. Jason Reese, 1988-89.....	143

Free Throws Attempted

1. Bill McCoy, 1970-71.....	274
2. Jason Daisy, 1996-97.....	220
3. Jason Reese, 1989-90.....	217
4. Adam Koch, 2008-09.....	205
5. Seth Tuttle, 2013-14.....	203
6. Ken Huelman, 1968-69.....	202
7. Bill McCoy, 1971-72.....	198
8. Jason Reese, 1988-89.....	196
9. Robbie Sieverding, 2001-02.....	195
Seth Tuttle, 2014-15.....	195

Free Throw Percentage

(Minimum 50 made)	
1. Dale Turner, 1991-92.....	874 (104-119)
2. Troy Muilenburg, 1989-90.....	867 (91-105)
3. Rod Underwood, 1980-81.....	866 (58-67)
4. Darian DeVries, 1995-96.....	865 (90-104)
5. Robbie Sieverding, 2001-02.....	862 (168-195)
6. Jared Josten, 2007-08.....	852 (69-81)
7. Troy Muilenburg, 1990-91.....	849 (101-119)
8. Cedrick McCullough, 1990-91.....	847 (61-72)
9. Randy Kraayenbrink, 1985-86.....	844 (130-154)
10. Robbie Sieverding, 1999-2000.....	842 (154-183)

Rebounds

1. Jim Jackson, 1958-59.....	418
2. Jim Jackson, 1959-60.....	392
3. Pete Spoden, 1960-61.....	365
4. Pete Spoden, 1961-62.....	357
5. Joe Breakenridge, 2000-01.....	294
Grant Stout, 2005-06.....	294
7. Al Carew, 1951-52.....	292
8. Ken Huelman, 1968-69.....	289
9. Jim Jackson, 1960-61.....	287
10. Del Nicklaus, 1955-56.....	282

Rebounding Average

1. Jim Jackson, 1958-59.....	18.2
2. Pete Spoden, 1960-61.....	17.4
3. Jim Jackson, 1959-60.....	17.0
4. Pete Spoden, 1959-60.....	15.5
5. Pete Spoden, 1963-64.....	15.1
6. Pete Spoden, 1961-62.....	14.9
7. Del Nicklaus, 1955-56.....	14.8
8. Jim Jackson, 1960-61.....	13.7
9. Ray Nissen, 1956.....	12.8
10. Ken Huelman, 1966-67.....	12.2

Assists

1. Wes Washpun, 2015-16.....	190
2. Brooks McKowen, 2006-07.....	179
3. Dale Turner, 1989-90.....	152
4. Dale Turner, 1990-91.....	146
5. Robbie Williams, 1983-84.....	144
6. Jay Imhoff, 1979-80.....	140
7. Robbie Williams, 1985-86.....	129
8. Dale Turner, 1988-89.....	128
9. Brent Carmichael, 1984-85.....	126
Deon Mitchell, 2012-13.....	126

Blocked Shots

1. Grant Stout, 2005-06.....	80
2. Grant Stout, 2004-05.....	75
3. Scott Stafford, 1983-84.....	51
4. Grant Stout, 2006-07.....	50
5. Jordan Eglseider, 2008-09.....	44
Jake Koch, 2012-13.....	44
7. Eric Coleman, 2007-08.....	43
Jason Sims, 1994-95.....	43
9. Jordan Eglseider, 2007-08.....	38
10. Ray Storck, 1982-83.....	36

Steals

1. Brent Carmichael, 1982-83.....	100
2. Brent Carmichael, 1981-82.....	80
Andy Woodley, 2000-01.....	80
4. Jeremy Morgan, 2015-16.....	70
5. Cam Johnson, 1992-93.....	58
6. Brian Carpenter, 1995-96.....	54
7. Nick Nurse, 1987-88.....	53
8. Ben Jacobson, 2005-06.....	51
9. Jason Daisy, 1996-97.....	49
Randy Blocker, 1993-94.....	49



Randy Kraayenbrink

TEAM TOP-10 SEASON RECORDS

Scoring

1. 2,493.....	1989-90	7. 1,817.....	1982-83
2. 2,475.....	2015-16	8. 1,804.....	1978-79
3. 2,400.....	2012-13	1,804.....	1963-64
4. 2,382.....	1988-89	10. 1,796.....	1988-89
5. 2,311.....	2004-05		
6. 2,290.....	2008-09		
7. 2,281.....	2014-15		
8. 2,256.....	2013-14		
9. 2,216.....	2009-10		
2,216.....	2011-12		

Scoring Average

1. 88.0.....	1967-68
2. 85.1.....	1988-89
3. 83.0.....	1968-69
4. 79.5.....	1961-62
5. 78.5.....	1963-64
6. 77.9.....	1989-90
7. 77.9.....	1960-61
8. 77.6.....	1954-55
9. 77.6.....	1987-88
10. 77.1.....	1995-96

Field Goals

1. 924.....	1989-90
2. 921.....	1978-79
3. 899.....	1988-89
4. 849.....	2015-16
5. 847.....	2004-05
6. 829.....	1976-77
7. 828.....	1982-83
828.....	2012-13
9. 806.....	1990-91
10. 804.....	1963-64

Field Goals Attempted

1. 1,869.....	2012-13
2. 1,863.....	2015-16
3. 1,859.....	1975-76
4. 1,849.....	1989-90
5. 1,846.....	1976-77
6. 1,832.....	1990-91

3-Point Field Goal Percentage

1. .422 (108-256).....	1986-87
2. .401 (165-411).....	1989-90
3. .398 (257-645).....	2014-15
4. .395 (136-344).....	1987-88
5. .391 (149-381).....	1988-89
6. .386 (267-691).....	2011-12
7. .381 (226-593).....	2004-05
8. .378 (216-571).....	2002-03
9. .377 (204-541).....	1995-96
10. .375 (106-283).....	1998-99

Free Throws

1. 617.....	1970-71
2. 541.....	2008-09
3. 517.....	1968-69
4. 512.....	1963-64
5. 495.....	1962-63
6. 493.....	1969-70
7. 489.....	1967-68
489.....	2009-10
9. 484.....	1961-62
10. 480.....	1989-90

Free Throws Attempted

1. 910.....	1970-71
2. 777.....	1969-70
3. 757.....	1968-69
4. 723.....	1963-64
5. 718.....	2008-09
6. 711.....	1967-68
7. 706.....	1961-62
8. 697.....	1964-65
9. 689.....	1962-63
10. 688.....	1994-95

Free Throw Percentage

1. .769 (390-507).....	1986-87
2. .762 (461-605).....	2010-11
3. .758 (489-645).....	2009-10
4. .757 (464-613).....	2012-13
5. .757 (479-633).....	2015-16
6. .753 (314-417).....	1998-99
7. .753 (541-718).....	2008-09
8. .745 (391-525).....	1990-91
9. .741 (347-468).....	1985-86
10. .738 (478-648).....	2003-04

Rebounds

1. 1,409.....	1959-60
2. 1,326.....	1961-62
3. 1,298.....	1963-64
1,298.....	1958-59
5. 1,282.....	1960-61
6. 1,234.....	1970-71
7. 1,208.....	1969-70
8. 1,172.....	1967-78
9. 1,159.....	1975-56
10. 1,148.....	2012-13

Rebound Average

1. 61.3.....	1959-60
2. 61.0.....	1960-61
3. 56.4.....	1958-59
4. 55.2.....	1961-62
5. 53.3.....	1967-68
6. 51.6.....	1955-56
7. 48.3.....	1969-70
8. 48.1.....	1963-64
9. 47.6.....	1968-69
10. 47.5.....	1970-71

Assists

1. 514.....	1977-78
2. 505.....	1988-89
3. 497.....	1989-90
4. 491.....	2004-05
5. 465.....	1985-86
6. 445.....	1987-88
7. 444.....	1978-79
8. 442.....	2012-13
9. 439.....	2005-06
10. 436.....	2013-14

Blocked Shots

1. 138.....	2004-05
2. 124.....	2005-06
3. 115.....	1993-94
4. 107.....	1994-95
5. 105.....	1997-98
6. 104.....	2007-08
7. 100.....	1983-84
8. 99.....	2006-07
9. 96.....	1982-83
10. 94.....	2015-16

Steals

1. 243.....	1982-83
2. 232.....	1990-91
3. 228.....	1983-84
228.....	1996-97
5. 226.....	1995-96
226.....	1993-94
7. 223.....	2000-01
223.....	2012-13
9. 207.....	2014-15
10. 205.....	2001-02
205.....	1986-87
205.....	1995-95



Biggest Wins

64	Grinnell	(96-32)	1945-46
57	Central	(77-20)	1949-50
53	Wartburg	(103-50)	2012-13
51	Wartburg	(99-48)	2007-08
48	Charles City	(73-25)	1907-08
47	Wartburg	(100-53)	1960-61
46	Morningside	(109-63)	1968-69
46	North Dakota	(97-51)	2015-16
43	St. Ambrose	(75-32)	1946-47
43	Chicago St.	(99-56)	1997-98
42	William Penn	(55-13)	1930-31
41	Augustana	(85-44)	1949-50
41	Augustana	(89-48)	1963-64
39	Morningside	(94-55)	1957-58
39	Elmhurst	(110-71)	1978-79
39	Rockford College	(94-55)	1985-86
39	Coe	(84-45)	2010-11
38	Augustana	(95-57)	1954-55
38	Bemidji St.	(102-64)	1982-83
37	Morningside	(93-56)	1965-66
37	Chicago St.	(101-64)	1997-98
36	St. Ambrose	(96-60)	1960-61
36	Winona St.	(91-55)	1962-63
36	Western Illinois	(105-69)	1968-69
36	Morningside	(83-47)	1979-80
36	Loras	(84-48)	2011-12

Biggest MVC Wins

36	Bradley	(80-44)	2015-16
34	Bradley	(80-46)	2013-14
33	Drake	(77-44)	2015-16
31	Bradley	(84-53)	2012-13
30	Drake	(85-55)	2012-13
27	Indiana St.	(83-56)	2005-06
26	Southern Illinois	(81-55)	2008-09

Largest Losses

57	Iowa	(16-73)	1906-07
53	Iowa St.	(70-123)	1974-75
48	North Dakota St.	(46-94)	1974-75
46	Bradley	(71-117)	1970-71
46	Kansas St.	(38-84)	1979-80
45	St. Thomas	(42-87)	1953-54
44	Western Illinois	(57-101)	1973-74
43	South Dakota St.	(78-121)	1967-68
43	DePaul	(53-96)	1985-86
42	Iowa	(9-51)	1905-06
42	Pepperdine	(22-64)	1945-46
41	Bradley	(39-80)	1999-00
40	Iowa	(9-49)	1908-09
38	Cleveland St.	(83-121)	1988-89
37	South Dakota St.	(56-93)	1955-56
36	Grinnell	(19-55)	1907-08
36	Dubuque	(11-47)	1919-20
36	Mankato St.	(41-77)	1952-53
36	Illinois St.	(66-102)	1975-76
36	Kansas St.	(50-86)	1981-82
36	Eastern Illinois	(64-100)	1983-84

Largest MVC Losses

41	Bradley	(39-80)	1999-00
32	Tulsa	(53-85)	1994-95
27	Creighton	(56-83)	2001-02
26	Bradley	(46-72)	1992-93
25	Missouri St.	(48-73)	1991-92
25	Bradley	(69-94)	1994-95
25	Southern Illinois	(58-83)	2001-02
25	Indiana St.	(45-70)	2010-11
25	Wichita St.	(57-82)	2011-12
25	Wichita St.	(41-66)	2012-13

100-Point Panther Games

Score	Opponent	Date
123-121	Eastern Illinois (4 OT)	1-30-88
120-96	Stephen F. Austin	1-6-90
119-98	Augustana	1-13-68
112-84	South Dakota	2-28-76
111-80	Culver-Stockton	12-1-67
111-79	Western Illinois	2-19-68
110-82	Northwest Missouri	12-4-89
110-71	Elmhurst	12-7-78
109-63	Morningside	2-22-69
109-104	Nebraska	12-16-95
109-79	Youngstown St.	12-17-88
108-77	Augustana	3-1-69
107-109	North Dakota St.	12-13-58
106-80	Wartburg	1-5-65
105-86	North Dakota St.	12-28-67
105-69	Western Illinois	1-18-69
105-98	Eastern Illinois	1-14-89
104-85	Winona St.	1-11-65
104-86	Augustana	11-29-88
103-71	Morningside	2-19-55
103-86	Morningside	2-27-65
103-50	Wartburg	11-10-13
102-87	South Dakota St.	2-10-68
102-80	Chicago St.	1-18-94
102-79	Drake	2-12-94
102-64	Bemidji St.	12-20-82
101-69	Morningside	1-29-60
101-79	North Dakota	2-22-64
101-84	Augustana	12-26-68
101-78	Augustana	1-12-73
101-107	Armstrong St. (OT)	12-29-78
101-64	Chicago St.	12-21-97
100-77	Sam Houston St.	1-8-90
100-76	Loras	12-4-54
100-53	Wartburg	12-30-60
100-92	South Dakota	1-9-71
100-78	Concordia (NE)	12-20-86
100-78	Texas Wesleyan	12-2-88

100-Point Opponent Games

Score	Opponent	Date
70-123	Iowa St.	1974-75
126-121	Eastern Illinois	1987-88
83-121	Cleveland St.	1988-89
71-117	Bradley	1970-71
82-110	Cleveland St.	1987-88
107-109	North Dakota St.	1958-59
94-109	Central Missouri	1972-73
92-108	South Dakota	1970-71
85-108	Iowa	1991-92
81-107	Southern Illinois	1970-71
101-107	Armstrong St.	1978-79
88-106	South Dakota St.	1970-71
85-104	Augustana	1972-73
109-104	Nebraska	1995-96
86-102	Wisconsin-La Crosse	1955-56
66-102	Illinois St.	1975-76
70-102	Mankato St.	1976-77
88-102	Cleveland St.	1985-86
91-101	Western Illinois	1971-72
57-101	Western Illinois	1973-74
72-101	Western Michigan	1974-75
75-101	Athletes in Action-Canada	1980-81
85-100	Western Illinois	1969-70
85-100	North Dakota St.	1970-71
64-100	Eastern Illinois	1983-84





Jason Reese



Randy Kraayenbrink




Ben Jacobson



Seth Tuttle



Jason Daisy



Bill McCoy

All-Time Leading Scorers

1. Jason Reese (1986-90)	2,033	69. Travis Brown (2005-09)	720
2. Randy Kraayenbrink (1982-86) ...	2,004	70. Jay Block (1980-84)	718
3. Ben Jacobson (2002-06)	1,787	71. Darrell Timion (1970-73)	716
4. Seth Tuttle (2011-15)	1,747	72. Herbert King (1980-84)	711
5. Jason Daisy (1992-97)	1,721	73. Matt Schneiderman (2002-04)	707
6. Bill McCoy (1969-73)	1,713	74. Darrell Jesse (1966-69)	673
7. Eric Coleman (2004-08)	1,522	Don Holland (1953-56)	673
8. Ron Lemons (1975-79)	1,476	76. Ali Farokhmanesh (2008-10)	667
9. Robbie Sieverding (1998-02)	1,402	77. Bob Waller (1959-62)	662
10. Kwadzo Ahelegbe (2006-11)	1,329	78. Cory Jenkins (1996-00)	658
11. Anthony James (2008-13)	1,305	79. Jason Sims (1992-96)	657
12. Cam Johnson (1989-94)	1,286	Nate Buss (2011-15)	657
13. Ken Huelman (1966-69)	1,275	82. Dwayne Jackson (1980-84)	656
14. Troy Muilenburg (1986-91)	1,251	83. Van Combs (1946-49)	642
15. Dale Turner (1988-92)	1,250	84. Del Nicklaus (1954-57)	604
16. Pete Spoden (1959-64)	1,239	85. Jared Josten (2004-08)	602
17. Grant Stout (2003-07)	1,232	86. Paul Jespersen (2014-16)	593
18. Craig Knepe (1963-66)	1,200	86. Chip Rank (2010-14)	592
Deon Mitchell (2011-15)	1,200	87. Ray Nissen (1954-56)	590
20. Adam Koch (2006-10)	1,186	88. Mark Enright (1975-78)	585
21. Tony Brus (1995-99)	1,179	Brent Carmichael (1981-83)	585
22. Cedrick McCullough (1988-92)	1,158	90. Dean Jensen (1957-60)	584
23. Randy Blocker (1992-94)	1,154	92. John Little (2002-06)	581
24. Maurice Newby (1986-91)	1,147	93. Gene Nichols (1956-59)	579
25. Rod Underwood (1977-81)	1,126	94. Dennis Filliman (1956-59)	564
26. David Gruber (2001-04)	1,116	95. Jerry McColley (1963-65)	561
27. Jake Koch (2009-13)	1,113	96. Mike Pijanowski (1981-84)	555
28. Norm Jespersen (1946-49)	1,099	96. Mark Welsh (1974-76)	553
29. Matt Bohannon (2012-16)	1,092	97. Brian Heying (1994-98)	538
30. Darian DeVries (1994-98)	1,084	98. Lucas O'Rear (2007-11)	529
31. Jordan Eglseder (2006-10)	1,066	99. Erik Smith (2000-02)	517
32. Johnny Moran (2008-12)	1,048	100. Dick Christy (1960-63)	513
33. Jerry Holbrook (1959-62)	1,045		
34. Howie Pigg (1950-55)	1,041		
35. Wes Washpun (2013-16)	1,035		
36. Greg McDermott (1984-88)	1,033		
37. Dick Beetsch (1952-56)	1,029		
38. John Martin (1967-70)	1,027		
Chris Foster (2000-05)	1,027		
40. Jerry Waugh (1965-68)	1,019		
41. Erik Crawford (2003-06)	985		
42. Joseph Ferguson (1973-75)	966		
43. Mark Long (1975-79)	959		
44. Joe Breakenridge (1997-01)	956		
45. Marc Sonnen (2009-2013)	932		
46. Ron Jessen (1962-65)	926		
47. Bill Jones (1977-81)	915		
48. Duane Josephson (1961-64)	913		
49. Steve Phyfe (1987-90)	912		
50. Mike Kemp (1975-79)	895		
51. Jim Jackson (1958-60)	891		
52. Aaron Middendorf (1998-02)	880		
53. Steve Peters (1977-81)	861		
54. Brooks McKowen (2003-07)	856		
55. Randy Podhaski (1973-77)	853		
56. Ray Storck (1979-83)	851		
57. Bill Runchey (1972-76)	830		
58. Tony Hauptert (1977-81)	818		
59. Walt Kochneff (1947-50)	811		
60. Nick Nurse (1985-89)	801		
61. Jeremy Morgan (2013-pres.)	788		
62. Brian Bestul (1970-73)	781		
63. Brian Carpenter (1992-96)	774		
64. Skip Anderson (1967-70)	744		
65. Frank Stotts (1956-59)	738		
66. Scott Stafford (1983-85)	730		
67. Randy Beilke (1970-73)	729		
68. Ron LaFrentz (1957-60)	723		



1. Reese, Jason 6-8, 240 Des Moines, Iowa

Yr.	GP-S	FG-FGA	Pct.	3FG-FGA	Pct.	FT-FTA	Pct.	RB-Avg.	A	TO	BS	S	PTS-Avg.
86-87	28-22	149-296	.503	0-0	.000	97-120	.808	170-6.1	20	64	9	41	395-14.1
87-88	26-22	139-279	.498	1-2	.500	98-137	.715	145-5.6	14	57	5	17	377-14.5
88-89	28-28	240-411	.584	0-0	.000	143-196	.730	199-7.1	35	68	14	21	623-22.3
89-90	32-32	236-415	.569	0-1	.000	166-217	.765	259-8.1	33	95	22	23	638-19.9
Totals	114-104	764-1,401	.545	1-3	.333	504-670	.752	773-6.8	102	284	50	102	2,033-17.8

2. Kraayenbrink, Randy 6-3, 190 Paulina, Iowa

Yr.	GP-S	FG-FGA	Pct.	3FG-FGA	Pct.	FT-FTA	Pct.	RB-Avg.	A	TO	BS	S	PTS-Avg.
82-83	31-30	160-360	.444	6-12	.500	58-77	.753	73-2.4	54	68	1	19	384-12.4
83-84	26-23	183-352	.520	NA	NA	115-141	.816	61-2.3	56	59	4	35	481-18.5
84-85	28-28	240-483	.497	NA	NA	107-143	.748	98-3.5	48	53	0	32	587-21.0
85-86	27-26	211-449	.470	NA	NA	130-154	.844	111-4.1	70	69	3	32	552-20.4
Totals	112-107	794-1,644	.483	6-12	.500	410-515	.796	343-3.1	228	249	8	118	2,004-17.8

3. Jacobson, Ben 6-3, 195 Sioux City, Iowa

Yr.	GP-S	FG-FGA	Pct.	3FG-FGA	Pct.	FT-FTA	Pct.	RB-Avg.	A	TO	BS	S	PTS-Avg.
02-03	28-24	115-261	.441	23-55	.418	62-83	.747	96-3.4	73	65	5	37	315-11.3
03-04	31-31	153-360	.425	51-130	.392	76-99	.768	123-4.0	73	61	5	33	433-14.0
04-05	32-32	211-432	.488	71-157	.452	79-98	.806	122-4.0	87	67	2	33	572-17.9
05-06	33-33	158-406	.389	58-177	.328	93-120	.775	129-3.9	124	86	5	51	467-14.2
Totals	124-120	637-1,459	.437	203-519	.391	310-400	.775	470-3.8	357	279	17	154	1,787-14.4

4. Tuttle, Seth 6-8, 232 Sheffield, Iowa

Yr	G-GS	FG-FGA	Pct.	3FG-3FGA	Pct.	FT-FTA	Pct.	RB-Avg.	A	TO	B	S	PTS-Avg.
11-12	34-34	118-181	.652	4-9	.444	85-126	.675	190-5.6	36	38	15	27	325-9.6
12-13	36-36	143-257	.556	7-18	.389	117-151	.775	238-6.6	60	68	26	36	410-11.4
13-14	31-31	156-300	.520	9-38	.237	157-203	.773	249-8.0	72	65	34	30	478-15.4
14-15	35-35	183-303	.604	19-44	.432	149-195	.764	240-6.9	114	99	20	33	534-15.3
Totals	136-136	600-1,041	.576	39-109	.358	508-675	.753	917-6.7	282	270	95	126	1,747-12.8

5. Daisy, Jason 6-3, 185 Minneapolis, Minn.

Yr.	GP-S	FG-FGA	Pct.	3FG-FGA	Pct.	FT-FTA	Pct.	RB-Avg.	A	TO	BS	S	PTS-Avg.
92-93	20-3	44-123	.358	5-16	.192	20-25	.800	28-1.4	17	24	3	5	113-5.7
94-95	28-24	145-316	.459	29-87	.333	93-135	.689	103-3.7	44	81	4	43	412-14.7
95-96	27-26	208-425	.489	68-162	.420	119-163	.730	107-4.0	62	82	7	32	603-22.3
96-97	28-28	192-423	.454	34-85	.400	175-220	.796	120-4.3	70	104	9	49	593-21.2
Totals	103-81	589-1,287	.458	136-360	.378	407-543	.750	358-3.5	193	291	23	129	1,721-16.7

6. McCoy, Bill 6-4, 170 Iowa Falls, Iowa

Yr.	GP-S	FG-FGA	Pct.	FT-FTA	Pct.	RB-Avg.	A	TO	BS	S	PTS-Avg.
69-70	24-NA	87-186	.468	81-115	.704	85-3.5	NA	NA	NA	NA	255-10.6
70-71	26-NA	169-356	.475	212-274	.774	165-6.3	NA	NA	NA	NA	550-21.2
71-72	23-NA	154-311	.495	146-198	.737	109-4.7	NA	NA	NA	NA	454-19.7
72-73	24-NA	157-324	.484	140-175	.800	138-5.8	63	NA	NA	NA	454-18.9
Totals	97-NA	567-1,177	.482	579-762	.760	497-5.1	NA	NA	NA	NA	1,713-17.7

7. Coleman, Eric 6-6, 240 Maplewood, Minn.

Yr	G-GS	FG-FGA	Pct.	3FG-3FGA	Pct.	FT-FTA	Pct.	Reb.-Avg.	A	TO	B	S	Pts.-Avg.
04-05	32-32	145-253	.573	0-0	.000	52-109	.477	205-.64	63	53	24	16	342-10.7
05-06	33-33	152-263	.578	0-1	.000	76-131	.580	230-7.0	56	60	18	18	380-11.5
06-07	31-31	154-287	.537	0-0	.000	98-161	.609	281-9.1	52	75	30	22	406-13.1
07-08	32-18	135-245	.551	0-1	.000	124-191	.649	281-8.8	63	70	43	20	394-12.3
Totals	128-114	586-1048	.559	0-2	.000	350-592	.591	997-7.8	234	158	115	76	1522-11.9

8. Lemons, Ron 6-7, 205 Des Moines, Iowa

Yr.	GP-S	FG-FGA	Pct.	FT-FTA	Pct.	RB-Avg.	A	TO	BS	S	PTS-Avg.
75-76	21-1	57-141	.404	28-37	.756	80-3.8	14	NA	NA	NA	142-6.7
76-77	27-NA	185-386	.519	58-77	.753	223-8.3	57	NA	NA	N	428-15.8
77-78	27-NA	191-351	.544	54-71	.760	210-7.8	81	NA	NA	NA	436-16.1
78-79	27-25	196-335	.585	80-100	.800	247-8.5	66	45	20	27	472-16.3
Totals	104-NA	629-1,213	.519	220-285	.772	760-7.5	218	NA	NA	NA	1,478-14.5

9. Sieverding, Robbie 5-11, 192 Bellevue, Iowa

Yr.	GP-S	FG-FGA	Pct.	3FG-FGA	Pct.	FT-FTA	Pct.	RB-Avg.	A	TO	BS	S	PTS-Avg.
98-99	27-25	128-308	.416	68-152	.447	98-124	.790	81-3.0	74	82	6	29	422-15.6
99-00	29-29	133-337	.395	52-151	.344	154-183	.842	125-4.3	98	92	10	38	472-16.3
00-01	1-1	4-11	.264	0-3	.000	3-4	.750	3-3.0	1	0	0	0	11-11.0
01-02	29-29	146-329	.444	37-112	.330	168-195	.862	123-4.2	92	57	3	37	497-17.1
Totals	86-84	411-985	.417	157-418	.376	423-506	.836	301-3.5	265	231	19	104	1,402-16.3

10. Ahelegbe, Kwadzo 6-2, 213 Oakdale, Minn.

Yr.	GP-S	FG-FGA	Pct.	3FG-FGA	Pct.	FT-FTA	Pct.	RB-Avg.	A	TO	BS	S	PTS-Avg.
06-07	30-4	25-70	.357	14-39	.359	14-22	.636	33-1.1	37	33	1	12	78-2.6
07-08	Redshirted												
08-09	34-34	124-300	.413	23-64	.359	130-167	.778	93-2.7	106	82	2	14	401-11.8
09-10	35-35	117-307	.381	24-69	.348	113-153	.739	109-3.1	97	104	5	27	371-10.6
10-11	34-34	151-359	.421	41-128	.320	136-173	.786	108-3.2	102	72	5	19	479-14.1
Totals	133-107	417-1,036	.403	102-300	.340	393-515	.763	343-2.6	342	291	13	72	1,329-10.0

11. James, Anthony 6-0, 180 St. Louis, Mo.

Yr.	GP-S	FG-FGA	Pct.	3FG-FGA	Pct.	FT-FTA	Pct.	RB-Avg.	A	TO	BS	S	PTS-Avg.
08-09	1-0	1-3	.333	0-2	.000	0-0	.000	0-0.0	0	0	0	0	2-2.0
09-10	28-0	18-39	.462	10-19	.526	1-5	.200	9-0.3	0	10	0	8	47-1.7
10-11	34-31	160-320	.500	43-104	.413	60-75	.800	115-3.4	25	41	1	29	423-12.4
11-12	33-23	146-380	.384	36-95	.379	83-109	.761	142-4.3	57	50	0	22	411-12.5
12-13	32-32	156-365	.427	41-108	.380	69-91	.758	117-3.7	66	81	1	28	422-13.2
Totals	128-86	481-1,107	.435	130-328	.396	213-280	.761	383-3.0	148	182	2	87	1,305-10.2

12. Johnson, Cam 6-2, 190 Cedar Rapids, Iowa

Yr.	GP-S	FG-FGA	Pct.	3FG-FGA	Pct.	FT-FTA	Pct.	RB-Avg.	A	TO	BS	S	PTS-Avg.
89-90	31-1	32-77	.416	10-27	.370	17-31	.548	38-1.2	26	21	3	11	91-2.9
91-92	25-10	90-193	.466	18-38	.474	51-82	.622	109-4.4	33	57	5	25	249-10.0
92-93	26-26	125-264	.474	29-53	.547	75-101	.743	88-3.4	50	68	1	58	354-13.6
93-94	28-28	212-464	.457	73-189	.386	95-132	.720	102-3.6	70	81	8	35	592-21.1
Totals	110-65	459-998	.460	130-307	.423	238-346	.688	337-3.1	179	227	17	129	1,286-11.7

13. Huelman, Ken 6-8 Schaller, Iowa

Yr.	GP	FG-FGA	Pct.	FT-FTA	Pct.	RB-Avg.	PTS-Avg.
66-67	22	150-285	.526	92-190	.484	268-12.2	392-17.8
67-68	22	139-280	.496	91-147	.619	261-11.8	369-16.7
68-69	24	187-334	.560	140-202	.693	289-12.6	514-22.3
Totals	68	476-899	.529	323-539	.599	818-12.0	1275-18.8

14. Muilenburg, Troy 6-5, 210 Davenport, Iowa

Yr.	GP-S	FG-FGA	Pct.	3FG-FGA	Pct.	FT-FTA	Pct.	RB-Avg.	A	TO	BS	S	PTS-Avg.
86-87	20-0	23-49	.469	8-19	.421	1-5	.200	32-1.6	6	12	2	6	55-2.8
88-89	28-0	119-264	.451	44-105	.419	44-55	.800	154-5.5	30	37	2	16	326-11.6
89-90	32-32	151-316	.478	49-131	.374	91-105	.867	152-4.8	62	56	3	30	442-13.8
90-91	32-24	148-344	.430	31-85	.365	101-119	.849	261-8.2	48	74	5	44	428-13.4
Totals	112-56	441-973	.453	132-340	.388	237-284	.835	599-5.3	146	179	12	96	1,251-11.2

15. Turner, Dale 6-2, 194 Venice, Ill.

Yr.	GP-S	FG-FGA	Pct.	3FG-FGA	Pct.	FT-FTA	Pct.	RB-Avg.	A	TO	BS	S	PTS-Avg.
88-89	28-27	61-149	.409	17-55	.309	45-58	.776	95-3.4	128	55	1	33	184-6.6
89-90	32-32	109-235	.464	41-90	.456	59-84	.702	103-3.2	152	64	13	34	318-9.9
90-91	29-25	131-272	.482	40-109	.367	60-83	.723	89-3.1	146	64	3	36	362-12.5
91-92	28-23	123-287	.429	36-110	.327	104-119	.874	81-2.9	94	76	7	40	386-13.8
Totals	117-107	424-943	.450	134-364	.368	268-344	.780	368-3.1	520	259	20	143	1,250-10.7

16. Spoden, Pete 6-6, 205 Dubuque, Iowa

Yr.	GP	FG-FGA	Pct.	FT-FTA	Pct.	RB-Avg.	PTS-Avg.
59-60	11	43-136	.316	45-73	.616	171-15.5	131-11.9
60-61	21	119-320	.372	67-112	.599	365-17.4	305-14.5
61-62	24	189-423	.447	107-172	.622	357-14.9	485-20.3
63-64	14	111-252	.440	96-133	.721	211-15.0	318-22.7
Totals	70	462-1,131	.408	315-490	.642	1104-15.6	1,239-17.7



17. Stout, Grant 6-8, 240 New Sharon, Iowa

Yr	G-GS	FG-FGA	Pct.	3FG-FGA	Pct.	FT-FTA	Pct.	RB-Avg.	PF	A	TO	B	S	PTS-Avg.
03-04	31-0	38-68	.559	1-5	.200	14-23	.609	103-3.3	40	9	18	17	6	91-2.9
04-05	32-32	129-237	.544	10-31	.323	92-118	.780	245-7.7	78	37	43	75	33	260-11.3
05-06	33-33	143-263	.544	18-58	.310	87-119	.731	294-8.9	75	42	54	80	28	391-11.8
06-07	31-31	142-303	.469	34-90	.378	72-112	.643	278-9.0	73	53	43	50	18	390-12.6
Totals	127-96	452-871	.519	63-184	.342	265-372	.712	920-7.2	266	141	158	222	85	1,232-9.7

18. Knepper, Craig 6-5, 200 Parkersburg, Iowa

Yr.	GP	FG-FGA	Pct.	FT-FTA	Pct.	RB-Avg.	PTS-Avg.
63-64	27	129-276	.467	88-116	.758	234-8.6	346-12.8
64-65	23	177-324	.546	105-146	.719	240-10.4	459-19.9
65-66	20	138-313	.441	119-156	.763	211-10.6	395-19.8
Totals	70	444-913	.486	312-418	.746	685-9.8	1,200-17.1

18. Mitchell, Deon 6-1, 194 Pflugerville, Texas

Yr.	GP-S	FG-FGA	Pct.	3FG-FGA	Pct.	FT-FTA	Pct.	RB-Avg.	A	TO	BS	S	PTS-Avg.
11-12	34-24	79-198	.399	21-56	.375	59-81	.728	72-2.1	57	74	2	20	238-7.0
12-13	35-32	113-257	.440	22-66	.333	78-118	.661	80-2.3	126	83	0	45	326-9.3
13-14	31-24	128-301	.425	33-97	.340	86-130	.662	71-2.3	104	65	3	29	375-12.1
14-15	35-35	86-209	.411	29-66	.439	60-85	.706	70-2.0	86	61	2	35	261-7.5
Totals	135-115	406-965	.421	105-285	.368	283-414	.684	293-2.2	373	283	7	129	1,200-8.9

20. Koch, Adam 6-8, 255 Ashwaubenon, Wis.

Yr.	GP-S	FG-FGA	Pct.	3FG-FGA	Pct.	FT-FTA	Pct.	RB-Avg.	A	TO	BS	S	PTS-Avg.
06-07	31-0	27-78	.346	2-24	.083	32-47	.681	68-2.2	12	24	5	6	88-2.8
07-08	32-32	77-160	.481	5-26	.192	119-153	.778	184-5.8	53	64	6	21	278-8.7
08-09	34-34	120-246	.488	14-45	.311	158-205	.771	173-5.1	67	71	15	17	412-12.1
09-10	35-35	123-360	.473	25-69	.362	137-164	.835	171-4.9	48	67	11	20	408-11.7
Totals	132-101	347-744	.466	46-164	.280	446-569	.784	596-4.5	180	226	37	64	1,186-9.0

21. Brus, Tony 6-0, 195 Blue Grass, Iowa

Yr.	GP-S	FG-FGA	Pct.	3FG-FGA	Pct.	FT-FTA	Pct.	RB-Avg.	A	TO	BS	S	PTS-Avg.
95-96	27-6	76-184	.413	29-70	.414	47-64	.734	68-2.5	40	50	3	21	228-8.5
96-97	28-7	95-226	.420	29-97	.299	64-100	.640	76-2.7	63	61	4	23	283-10.1
97-98	27-11	138-325	.425	53-157	.338	86-120	.717	73-2.7	71	69	7	35	415-15.4
98-99	19-17	91-173	.526	8-20	.400	63-88	.716	62-3.3	44	46	2	27	253-13.3
Totals	101-51	400-908	.441	119-344	.346	260-372	.699	279-2.8	218	226	16	106	1,179-11.7

22. McCullough, Cedrick 6-5, 205 Maywood, Ill.

Yr.	GP-S	FG-FGA	Pct.	3FG-FGA	Pct.	FT-FTA	Pct.	RB-Avg.	A	TO	BS	S	PTS-Avg.
88-89	28-28	109-227	.480	0-1	.000	35-54	.648	119-4.3	28	57	7	20	253-9.0
89-90	32-32	130-251	.518	1-5	.200	21-38	.553	127-4.0	34	38	11	18	282-8.8
90-91	32-27	154-306	.503	1-3	.333	61-72	.847	140-4.4	27	57	10	35	370-11.6
91-92	26-22	112-229	.489	2-6	.333	27-43	.628	120-4.6	25	42	7	30	253-9.7
Totals	98-109	505-1,013	.499	4-15	.600	144-207	.696	506-5.2	114	194	35	103	1,158-11.8

23. Blocker, Randy 6-6, 200 New York, N.Y.

Yr.	GP-S	FG-FGA	Pct.	3FG-FGA	Pct.	FT-FTA	Pct.	RB-Avg.	A	TO	BS	S	PTS-Avg.
92-93	27-24	201-393	.512	4-10	.400	103-145	.710	195-7.2	31	81	12	24	509-18.9
93-94	28-28	239-503	.475	26-70	.371	141-176	.801	215-7.7	42	77	29	49	645-23.0
Totals	55-52	440-896	.491	30-80	.375	244-321	.760	410-7.5	73	158	41	73	1,154-21.0

24. Newby, Maurice 6-4, 180 Des Moines, Iowa

Yr.	GP-S	FG-FGA	Pct.	3FG-FGA	Pct.	FT-FTA	Pct.	RB-Avg.	A	TO	BS	S	PTS-Avg.
86-87	28-21	149-304	.490	27-70	.386	53-63	.841	94-3.4	56	74	4	24	378-13.5
87-88	27-12	92-231	.398	24-75	.320	46-55	.836	33-1.6	45	37	1	13	254-9.4
89-90	32-0	58-132	.439	39-90	.433	21-23	.913	32-1.0	20	31	1	11	176-5.5
90-91	31-27	127-304	.418	56-156	.359	29-33	.879	61-2.0	49	42	3	19	339-10.9
Totals	118-60	426-971	.439	146-391	.373	149-174	.856	231-2.0	170	184	9	67	1,147-9.7

25. Underwood, Rod 6-2, 175 Oak Park, Ill.

Yr.	GP-S	FG-FGA	Pct.	3FG-FGA	Pct.	FT-FTA	Pct.	RB-Avg.	A	TO	BS	S	PTS-Avg.
77-78	27-NA	89-173	.514	NA	NA	36-54	.666	85-3.1	68	NA	NA	NA	214-7.9
78-79	25-2	77-178	.432	NA	NA	34-43	.790	49-2.0	45	52	23	2	188-7.5
79-80	25-24	160-294	.544	NA	NA	56-82	.683	93-3.7	96	80	2	27	376-15.0
80-81	26-22	145-286	.507	NA	NA	58-67	.866	91-3.5	82	61	0	25	348-13.4
Totals	103-NA	471-506	.506	NA	NA	184-246	.748	318-3.1	291	NA	NA	NA	1,126-10.9

26. Gruber, David 6-6, 225 Solon, Iowa

Yr.	GP-S	FG-FGA	Pct.	3FG-FGA	Pct.	FT-FTA	Pct.	RB-Avg.	A	TO	BS	S	PTS-Avg.
01-02	29-29	144-236	.610	0-0	.000	82-124	.661	209-7.2	30	61	8	24	370-12.8
02-03	28-28	141-231	.610	0-0	.000	90-146	.616	203-7.3	32	67	9	22	372-13.3
03-04	31-31	136-232	.586	0-0	.000	102-150	.680	213-6.9	32	48	15	18	374-12.1
Totals	88-88	421-699	.602	0-0	.000	274-420	.652	625-7.1	94	176	32	64	1,116-12.7

27. Koch, Jake 6-9, 255 Ashwaubenon, Wis.

Yr.	GP-S	FG-FGA	Pct.	3FG-FGA	Pct.	FT-FTA	Pct.	RB-Avg.	A	TO	BS	S	PTS-Avg.
09-10	35-0	36-85	.424	16-40	.400	34-44	.773	96-2.7	30	23	14	13	122-3.5
10-11	34-34	92-223	.413	46-130	.354	103-124	.831	169-5.0	68	62	30	30	333-9.8
11-12	33-33	82-215	.381	36-113	.319	82-104	.788	178-5.4	90	60	35	32	282-8.5
12-13	36-36	115-269	.428	25-100	.250	121-154	.786	234-6.5	74	77	44	43	376-10.4
Totals	138-103	325-792	.410	123-383	.321	340-426	.798	677-4.9	262	222	123	118	1,113-10.2

28. Jespersen, Norm 1946-49 Stats Unavailable

Totals Pts. 1,099

29. Bohannon, Matt 6-4, 198 Marion, Iowa

Yr.	GP-S	FG-FGA	Pct.	3FG-FGA	Pct.	FT-FTA	Pct.	RB-Avg.	A	TO	BS	S	PTS-Avg.
12-13	36-6	55-141	.390	44-114	.386	16-19	.842	76-2.1	55	11	0	14	170-4.7
13-14	31-31	98-244	.402	77-206	.374	34-47	.723	96-3.1	41	12	0	23	307-9.9
14-15	35-35	63-155	.406	54-138	.391	20-26	.769	60-1.7	30	15	1	20	200-5.7
15-16	36-36	135-306	.441	93-232	.401	52-64	.813	149-4.1	33	25	3	28	415-11.5
Totals	138-108	351-846	.415	268-690	.388	122-156	.782	381-2.8	115	74	4	85	1,092-7.9

30. DeVries, Darian 6-3, 175 Aplington, Iowa

Yr.	GP-S	FG-FGA	Pct.	3FG-FGA	Pct.	FT-FTA	Pct.	RB-Avg.	A	TO	BS	S	PTS-Avg.
94-95	26-13	59-136	.434	25-65	.385	44-53	.830	49-1.9	30	40	2	14	187-7.2
95-96	27-13	68-156	.436	32-82	.390	90-104	.865	83-3.1	45	48	1	39	258-9.6
96-97	28-27	79-202	.391	40-103	.388	101-124	.815	82-2.9	90	74	1	44	299-10.7
97-98	27-25	102-254	.402	69-157	.440	67-86	.779	85-3.2	84	61	2	34	340-12.6
Totals	108-78	308-748	.412	166-407	.408	302-367	.823	299-2.8	249	223	6	131	1,084-10.0

31. Eglseider, Jordan 7-0, 280 Bellevue, Iowa

Yr.	GP-S	FG-FGA	Pct.	3FG-FGA	Pct.	FT-FTA	Pct.	RB-Avg.	A	TO	BS	S	PTS-Avg.
06-07	23-0	33-58	.569	1-2	.500	15-20	.750	49-2.1	0	12	8	1	82-3.6
07-08	29-14	102-200	.510	9-25	.360	45-57	.789	158-5.4	22	40	38	6	258-8.9
08-09	34-29	148-253	.585	2-15	.133	48-72	.667	219-6.4	22	44	44	5	346-10.2
09-10	32-32	156-295	.529	3-12	.250	65-89	.730	230-7.2	19	38	30	14	380-11.9
Totals	118-75	439-806	.545	15-54	.278	173-238	.727	656-5.6	63	134	120	26	1,066-9.0

32. Moran, Johnny 6-1, 190 Algonquin, Ill.

Yr.	GP-S	FG-FGA	Pct.	3FG-FGA	Pct.	FT-FTA	Pct.	RB-Avg.	A	TO	BS	S	PTS-Avg.
08-09	34-34	96-253	.379	50-152	.329	44-59	.746	133-3.9	78	58	4	41	286-8.4
09-10	33-33	60-181	.331	33-120	.275	39-35	.839	108-3.3	49	37	1	35	182-5.5
10-11	34-34	117-285	.411	65-177	.367	27-42	.643	109-3.2	63	34	1	33	326-9.6
11-12	34-34	86-232	.371	53-152	.349	29-41	.707	107-3.1	44	36	2	43	254-7.5
Totals	135-135	359-961	.377	201-601	.334	129-177	.729	457-3.4	234	165	8	152	1,048-7.8

33. Holbrook, Jerry 6-2, 180 Waterloo, Iowa

Yr.	GP	FG-FGA	Pct.	FT-FTA	Pct.	RB-Avg.	PTS-Avg.
59-60	23	119-277	.430	87-118	.737	117-5.1	325-14.1
60-61	21	129-301	.429	63-83	.759	80-3.8	321-15.3
61-62	24	134-283	.473	131-166	.789	104-4.3	399-16.6
Totals	68	382-861	.444	281-367	.766	301-4.4	1,045-15.4



34. Pigg, Howie 6-2, 175 Colfax, Iowa

Yr.	GP	FG-FGA	Pct.	FT-FTA	Pct.	RB-Avg.	PTS-Avg.
50-51	23	86-287	.300	58-81	.716	NA	230-10.0
51-52	23	134-355	.377	88-129	.682	153-6.7	356-15.5
54-55	21	159-429	.371	137-172	.797	168-8.0	455-21.7
Totals	67	379-1,071	.354	283-382	.741	321-9.8	1,041-15.5

35. Washpun, Wes 6-1, 175 Cedar Rapids, Iowa

Yr.	GP-S	FG-FGA	Pct.	3FG-FGA	Pct.	FT-FTA	Pct.	RB-Avg.	A	TO	BS	S	PTS-Avg.
13-14	31-29	81-182	.445	12-35	.343	84-122	.689	110-3.5	118	75	23	30	258-8.3
14-15	35-0	86-177	.486	15-38	.395	79-116	.681	87-2.5	91	65	17	34	266-7.6
15-16	36-36	177-379	.467	26-89	.292	131-182	.720	147-4.1	190	93	25	42	511-14.2
Totals	102-65	344-738	.466	53-162	.327	294-420	.700	344-3.4	399	233	65	106	1,035-10.1

36. McDermott, Greg 6-8, 230 Cascade, Iowa

Yr.	GP-S	FG-FGA	Pct.	3FG-FGA	Pct.	FT-FTA	Pct.	RB-Avg.	A	TO	BS	S	PTS-Avg.
84-85	27-15	41-85	.482	NA	NA	29-44	.659	78-2.9	10	23	6	2	111-4.1
85-86	27-19	96-165	.582	NA	NA	42-54	.778	113-4.2	23	40	13	7	234-8.7
86-87	28-25	148-248	.597	0-1	.000	91-126	.722	179-6.4	23	46	23	18	387-13.8
87-88	28-11	117-194	.603	1-1	1.000	66-83	.795	113-4.0	23	44	9	7	301-10.8
Totals	110-70	402-692	.581	1-2	.500	228-307	.743	483-4.4	79	153	51	34	1,033-9.4

37. Beetsch, Dick 6-0, 175 Mankato, Minn.

Yr.	GP	FG-FGA	Pct.	FT-FTA	Pct.	RB-Avg.	PTS-Avg.
52-53							240
53-54	21	99-289	.343	77-137	.562	107-5.1	275-13.1
54-55	22	92-318	.289	68-101	.673	157-7.1	252-11.5
55-56	19	92-289	.318	78-106	.745	120-6.3	262-13.8
Totals	62	283-896	.316	223-344	.648	384-6.2	1,029-12.7

38. Martin, John 6-6, 210 Cedar Falls, Iowa

Yr.	GP-S	FG-FGA	Pct.	FT-FTA	Pct.	RB-Avg.	A	TO	BS	S	PTS-Avg.
67-68	22-NA	81-187	.433	46-68	.676	117-5.3	NA	NA	NA	NA	208-9.4
68-69	24-NA	141-329	.429	62-95	.729	201-8.7	NA	NA	NA	NA	344-14.9
69-70	25-NA	181-420	.430	113-167	.676	253-10.1	NA	NA	NA	NA	475-19.0
Totals	71-NA	403-936	.431	221-330	.670	571-8.0	NA	NA	NA	NA	1,027-14.5

39. Foster, Chris 5-10, 190 Ironton, Mo.

Yr.	GP-S	FG-FGA	Pct.	3FG-FGA	Pct.	FT-FTA	Pct.	RB-Avg.	A	TO	BS	S	PTS-Avg.
00-01	6-0	6-14	.429	3-7	.429	1-1	1.000	4-0.7	4	7	1	1	16-2.7
01-02	29-24	127-322	.394	58-157	.369	52-69	.754	67-2.3	87	59	10	44	364-12.6
02-03	27-26	85-232	.366	31-103	.301	50-76	.658	57-2.1	118	82	2	26	251-9.3
03-04	26-3	62-176	.352	26-80	.325	62-88	.705	28-1.1	69	60	3	21	212-8.2
04-05	32-4	60-153	.392	26-75	.347	38-48	.792	51-1.6	92	45	1	20	184-5.8
Totals	120-57	340-897	.379	144-422	.341	203-282	.720	207-1.7	370	253	17	112	1,027-8.6

40. Waugh, Jerry 6-3, 180 Mt. Ayr, Iowa

Yr.	GP	FG-FGA	Pct.	FT-FTA	Pct.	RB-Avg.	PTS-Avg.
65-66	5	21-43	.488	7-12	.583	32-6.4	49-9.8
66-67	22	178-322	.553	99-130	.762	167-7.6	455-20.7
67-68	22	187-379	.493	141-176	.801	188-8.5	515-23.4
Totals	49	386-744	.512	247-318	.777	387-7.9	1,019-20.8

Year-by-Year in McLeod Center

2006-07	9-4	.692
2007-08	11-6	.647
2008-09	11-4	.733
2009-10	14-0	1.000
2010-11	13-5	.722
2011-12	13-3	.813
2012-13	16-4	.800
2013-14	11-2	.846
2014-15	15-0	1.000
2015-16	11-3	.786
Total	124-31	.800

Top 10 All-Time Home Attendances

1. 22,797 vs. Iowa, 1989-90
2. 19,042 vs. Iowa, 1991-92
3. 12,874 vs. Iowa, 1993-94
4. 13,285 vs. Iowa, 2005-06
5. 12,233 vs. Iowa St., 1990-91
6. 10,500 vs. Iowa St., 1987-88
7. 10,104 vs. Iowa, 1999-2000
8. 10,053 vs. Missouri St., 2005-06
9. 10,008 vs. Iowa, 2001-02
10. 9,886 vs. Iowa, 2003-04

Top 10 McLeod Center Attendances

1. 7,332 vs. Illinois St., 2/27/10
2. 7,293 vs. Drake, 2/16/08
3. 7,150 vs. Wichita St., 2/8/14
4. 7,050 vs. Wichita St., 1/31/15
5. 7,043 vs. Iowa, 12/5/07
6. 7,031 vs. Old Dominion, 2/19/10
7. 7,018 vs. North Carolina, 11/21/15
8. 7,014 vs. Wichita St., 2/12/11
9. 6,971 vs. Drake, 1/22/11
10. 6,970 vs. Creighton, 2/13/13

UNI INDIVIDUAL

Points: 34, Jake Koch vs. Bradley (1/9/11)
 Field Goals Made: 11, Kwadzo Ahelegbe vs. Indiana St. (12/28/08);
 Anthony James vs. Colorado St. (12/3/11)
 Field Goal Attempts: 19, Kwadzo Ahelegbe vs. Indiana St. (12/28/08)
 Field Goal Pct. (min 7 made): 1.000 (7-7), Seth Tuttle vs. North Florida (11/22/14)
 3 PT FG Made: 7, Adam Viet vs. UMKC (12/09/06); Marc Sonnen vs.
 Bradley (1/12/13)
 3 PT FG Attempts: 13, Marc Sonnen vs. Illinois St. (3/2/13)
 3-PT FG Pct. (min 5 made): .875 (7-8), Adam Viet vs. UMKC (12/9/06)
 Free Throws Made: 15, Jake Koch vs. Bradley (1/9/11)
 Free Throw Attempts: 16, Jake Koch vs. Bradley (1/9/11); Seth Tuttle
 vs. Evansville (1/29/14)
 FT Pct. (min 6 made): 1.000 (13-13), Adam Koch vs. Creighton (2/8/09)
 Rebounds: 15, Grant Stout vs. Bradley (12/27/06); Jordan Eglseider vs.
 Northern Illinois (11/09/07); Seth Tuttle vs. Iona (12/28/13)
 Assists: 9, Brooks McKowen vs. Wichita St. (1/30/07), vs. UMKC (12/09/06);
 Seth Tuttle vs. SDSU (12/28/14); Wes Washpun vs. Missouri St. (2/10/16)
 Steals: 6, Johnny Moran vs. Northern Colorado (11/20/11)
 Blocked Shots: 6, Eric Coleman vs. Loyola-Chicago (12/01/07)
 Turnovers: 7, Kwadzo Ahelegbe vs. Bradley (1/12/10)

UNI TEAM

Points: 103 vs. Wartburg (11/10/12)
 Field Goals Made: 40 vs. Wartburg (11/10/12)
 Field Goal Attempts: 71 vs. Iowa St. (12/3/08)
 Field Goal Percentage: .705 (31-44) vs. Missouri St. (1/10/09)
 3 Pt FG Made: 17 vs. Evansville (1/29/14)
 3 Pt FG Attempts: 33 vs. Evansville (1/29/14)
 3 Pt FG Percentage: .619 (13-21) vs. Wartburg (11/10/13);
 vs. Missouri St. (1/18/14)
 Free Throws Made: 32 vs. Toledo (11/14/12)
 Free Throw Attempts: 40 vs. Southern Illinois (02/02/08)
 Free Throw Percentage: 1.000 (16-16) vs. Evansville (1/1/10)
 Rebounds: 50 vs. Coe (11/16/10)
 Assists: 24 vs. Missouri St. (1/18/14)
 Steals: 14 vs. Loyola (1/4/15)
 Blocked Shots: 7, several times
 Turnovers: 21 vs. Drake (2/18/09)
 Fouls: 26 vs. Indiana St. (12/28/08); vs. George Mason (12/4/14)

OPPONENT INDIVIDUAL

Points: 43, D.J. Balentine, Evansville (1/29/14)
 Field Goals Made: 12, Craig Brackins, Iowa St. (12/3/08); Thomas
 Walkup, Stephen F. Austin (11/17/15)
 Field Goal Att: 23, Craig Brackins, Iowa St. (12/3/08)
 FG Pct (min 5 made): 1.000 (6-6), Darius Carter, Wichita St. (2/8/14)
 3 Pt FG Made: 7, Matthew Miller, Texas Southern (11/23/08)
 3 Pt FG Att: 14, Osiris Eldridge, Illinois St. (3/8/09)
 3-Pt FG Pct (min 3 made): 1.000 (6-6), Ron Mvouika, Missouri St. (1/18/14)
 Free Throws Made: 19, D.J. Balentine, Evansville (1/29/14)
 Free Throw Att: 21, D.J. Balentine, Evansville (1/29/14)
 FT Pct (min 3 made): 1.000 (14-14), Colt Ryan, Evansville (1/1/12)
 Rebounds: 21, Papa Dia, SMU (3/21/11)
 Assists: 10, Al Stewart, Drake (02/08/07)
 Steals: 5, Jake Odum, Indiana St. (1/2/13)
 Blocked Shots: 7, JaVale McGee, Nevada (12/22/07)
 Turnovers: 10, Nikola Bundalo, SIU Edwardsville (12/19/11)

OPPONENT TEAM

Points: 89, Missouri St. (1/18/14)
 Field Goals Made: 32, Missouri St. (1/18/14)
 Field Goal Attempts: 68, Massachusetts (11/11/07); Dubuque (11/25/15)
 Field Goal Percentage: .593 (32-54), Missouri St. (1/18/14)
 3 Pt Field Goals Made: 14, Bradley (01/12/08)
 3 Pt FG Attempts: 34, Dubuque (11/25/15)
 3 Pt FG Percentage: .650 (13-20), Northern Colorado (11/20/11)
 Free Throws Made: 30, Indiana St. (2/1/14)
 Free Throw Attempts: 39, Indiana St. (2/1/14)
 Free Throw Percentage: 1.000 (10-10), Stephen F. Austin (11/17/15)
 Rebounds: 45, Iowa St. (12/3/08)
 Assists: 19, Wichita St. (01/30/07)
 Steals: 11, Evansville (1/1/12); Illinois St. (2/23/14)
 Blocked Shots: 9, Nevada (12/22/07)
 Turnovers: 25, Northern Colorado (11/20/11)
 Fouls: 27, several times



SCORING

Year	Player	G	Pts.	Avg.
2016	Wes Washpun	36	511	14.2
2015	Seth Tuttle	35	534	15.3
2014	Seth Tuttle	31	478	15.4
2013	Anthony James	32	422	13.2
2012	Anthony James	33	411	12.5
2011	Kwadzo Ahelegbe	34	479	14.1
2010	Adam Koch	35	408	11.7
2009	Adam Koch	34	412	12.1
2008	Eric Coleman	32	394	12.3
2007	Eric Coleman	31	406	13.1
2006	Ben Jacobson	33	467	14.2
2005	Ben Jacobson	32	572	17.9
2004	Ben Jacobson	31	433	14.0
2003	David Gruber	28	372	13.3
2002	Robbie Sieverding	29	497	17.1
2001	Joe Breakenridge	28	371	13.3
2000	Robbie Sieverding	29	472	16.3
1999	Sean Stackhouse	23	377	16.4
1998	Tony Brus	27	415	15.4
1997	Jason Daisy	28	593	21.2
1996	Jason Daisy	27	603	22.3
1995	Jason Daisy	28	412	14.7
1994	Randy Blocker	28	645	23.0
1993	Randy Blocker	27	509	18.9
1992	Dale Turner	28	386	13.8
1991	Troy Muilenburg	32	428	13.4
1990	Jason Reese	32	638	19.9
1989	Jason Reese	28	623	22.3
1988	James Parker	26	378	14.5
1987	Jason Reese	28	395	14.1
1986	Scott Plondke	26	428	16.5
1985	Randy Kraayenbrink	28	587	21.0
1984	Randy Kraayenbrink	26	481	18.5
1983	Randy Kraayenbrink	31	384	12.4
1982	Ray Storck	27	362	13.4
1981	Rod Underwood	26	348	13.4
1980	Rod Underwood	25	376	15.0
1979	Ron Lemons	29	472	16.3
1978	Ron Lemons	27	436	16.1
1977	Ron Lemons	27	426	15.8
1976	Mark Enright	20	328	16.4
1975	Bill Runchey	26	322	12.4
1974	Joe Ferguson	26	323	12.4
1973	Bill McCoy	24	454	18.9
1972	Bill McCoy	23	454	19.7
1971	Bill McCoy	26	550	21.2
1970	John Martin	25	475	19.0
1969	Ken Huelman	24	514	22.3
1968	Jerry Waugh	22	515	22.4
1967	Jerry Waugh	22	445	20.2
1966	Craig Knepp	20	395	19.8
1965	Craig Knepp	23	459	19.9
1964	Duane Josephson	27	455	16.8
1963	Duane Josephson	23	421	18.3
1962	Pete Spoden	24	485	20.3
1961	Jerry Holbrook	21	321	15.3
1960	Jerry Holbrook	23	325	14.1
1959	Jim Jackson	23	310	13.5
1958	Dennis Filliman	23	274	11.9
1957	Frank Stotts	21	320	15.2
1956	Dick Beetsch	19	262	13.8
1955	Howard Pigg	21	455	21.7
1954	Dick Beetsch	21	275	13.1
1952	Howard Pigg	23	356	15.5
1951	Dick Garth	23	359	15.6
1950	Norm Jespersen	21	393	18.7

3-POINT FGS MADE

Year	Player	Gms	M-Att	Pct.
2016	Matt Bohannon	36	93-232	.401
2015	Matt Bohannon	35	63-155	.391
2014	Matt Bohannon	31	77-206	.374
2013	Marc Sonnen	36	96-215	.447
2012	Marc Sonnen	34	58-131	.443
2011	Johnny Moran	34	65-177	.367
2010	Ali Farokhmanesh	35	77-207	.372
2009	Ali Farokhmanesh	34	75-198	.379
2008	Adam Viet	29	43-97	.443
2007	Adam Viet	30	40-95	.421
2006	Ben Jacobson	33	58-177	.328
2005	Ben Jacobson	32	71-157	.452

2004	Matt Schneiderman	31	56-146	.384
2003	Matt Schneiderman	28	55-145	.379
2002	Erik Smith	29	79-208	.380
2001	Martin Coon	31	57-156	.365
2000	Robbie Sieverding	29	52-151	.344
1999	Robbie Sieverding	27	68-152	.447
1998	Darian DeVries	27	69-157	.440
1997	Darian DeVries	28	40-103	.388
1996	Jason Daisy	27	68-162	.420
1995	Darian DeVries	26	25-65	.385
1994	Cam Johnson	28	73-189	.386
1993	Cam Johnson	26	29-53	.547
1992	Louis Armstrong	26	41-116	.354
1991	Maurice Newby	31	56-156	.359
1990	Troy Muilenburg	32	49-131	.374
1989	Nick Nurse	28	61-139	.439
1988	Nick Nurse	28	72-145	.497
1987	Nick Nurse	28	37-79	.468

ASSISTS

Year	Player	Gms	Asts	Avg.
2016	Wes Washpun	36	190	5.3
2015	Seth Tuttle	35	114	3.3
2014	Wes Washpun	31	118	3.8
2013	Deon Mitchell	35	126	3.6
2012	Jake Koch	33	90	2.7
2011	Kwadzo Ahelegbe	34	102	3.0
2010	Kwadzo Ahelegbe	35	97	2.8
2009	Kwadzo Ahelegbe	34	106	3.1
2008	Jared Josten	32	65	2.0
2007	Brooks McKowen	31	179	5.8
2006	Ben Jacobson	33	124	3.8
2005	Chris Foster	32	92	2.9
2004	Erik Crawford	31	83	2.7
	Brooks McKowen	31	83	2.7
2003	Chris Foster	27	118	4.4
2002	Robbie Sieverding	29	92	3.2
2001	Andy Woodley	27	119	4.4
2000	Andy Woodley	9	33	3.5
	Robbie Sieverding	29	98	3.4
1999	Robbie Sieverding	27	74	2.7
1998	Darian DeVries	27	84	3.1
1997	Darian DeVries	28	90	3.2
1996	Brian Carpenter	27	93	3.4
1995	Sredrick Robinson	28	82	2.9
1994	Brian Carpenter	29	89	3.1
1993	Ed Madlock	27	66	2.4
1992	Dale Turner	28	94	3.4
1991	Dale Turner	29	146	5.0
1990	Dale Turner	32	152	4.8
1989	Dale Turner	28	128	4.6
1988	Nick Nurse	28	99	3.5
1987	Nick Nurse	28	94	3.4
1986	Randy Kraayenbrink	27	70	2.6
1985	Rob Williams	28	118	4.2
1984	Rob Williams	28	144	5.1
1983	Brent Carmichael	31	126	4.1
1982	Brent Carmichael	27	83	3.1
1981	Rod Underwood	26	82	3.2
1980	Jay Imhoff	24	140	5.8
1979	Mike Kemp	29	88	3.0
1978	Mark Long	27	114	4.2
1977	Mark Long	27	99	3.7
1976	Mark Long	25	89	3.6
1975	Joe Ferguson	26	86	3.3
1974	Joe Ferguson	26	88	3.4
1973	Joe Ferguson	24	81	3.4

REBOUNDS

Year	Player	Gms	Reb	Avg.
2016	Jeremy Morgan	36	189	5.3
2015	Seth Tuttle	35	240	6.9
2014	Seth Tuttle	31	249	8.0
2013	Seth Tuttle	36	238	6.6
2012	Seth Tuttle	34	190	5.6
2011	Lucas O'Rear	23	130	5.7
2010	Jordan Eglseder	32	230	7.2
2009	Jordan Eglseder	34	219	6.4
2008	Eric Coleman	32	281	8.8
2007	Eric Coleman	31	281	9.1
2006	Grant Stout	33	294	8.9
2005	Grant Stout	32	245	7.7

2004	David Gruber	31	213	6.9
2003	Matt Schneiderman	28	212	7.6
2002	David Gruber	29	209	7.2
2001	Joe Breakenridge	28	294	10.5
2000	Joe Breakenridge	29	233	8.0
1999	Joe Breakenridge	27	221	8.2
1998	Chris Burdine	25	178	7.1
1997	Chris Burdine	28	139	5.0
1996	Brian Heying	27	147	5.5
1995	Jon Ellis	28	154	5.5
1994	Randy Blocker	28	215	7.7
1993	Randy Blocker	27	195	7.2
1992	Cedrick McCullough	26	120	4.6
1991	Troy Muilenburg	32	261	8.2
1990	Jason Reese	32	259	8.1
1989	Jason Reese	28	199	7.1
1988	James Parker	26	147	5.7
1987	Greg McDermott	28	179	6.4
1986	Scott Plondke	26	169	6.5
1985	Scott Stafford	28	244	8.7
1984	Scott Stafford	28	191	6.8
1983	Brent Carmichael	31	151	4.9
1982	Jay Block	27	151	5.6
1981	Bill Jones	26	150	5.8
1980	Bill Jones	25	155	6.2
1979	Ron Lemons	29	247	8.5
1978	Ron Lemons	27	210	7.8
1977	Ron Lemons	27	223	8.3
1976	Mark Enright	20	210	10.5
1975	Bill Runchey	26	186	7.2
1974	Bill Runchey	26	169	6.5
1973	Darrell Timion	23	183	7.9
1972	Randy Beilke	23	178	7.7
1971	Darrell Timion	26	223	8.6
1970	John Martin	25	253	10.1
1969	Ken Huelman	24	289	12.6
1968	Ken Huelman	22	261	11.9
1967	Ken Huelman	22	268	12.8
1966	Craig Knepp	20	211	10.6
1965	Craig Knepp	27	240	8.6
1964	Craig Knepp	27	234	8.6
1963	Dick Savage	23	174	7.6
1962	Pete Spoden	24	357	14.9
1961	Pete Spoden	21	365	17.4
1960	Jim Jackson	23	392	17.0
1959	Jim Jackson	23	418	18.2
1958	Clark McCleary	23	219	9.5
1957	Clark McCleary	22	219	10.0
1956	Del Nicklaus	19	282	14.8
1955	Ray Nissen	22	255	11.6
1954	Lou Paulsen	20	147	7.3

STEALS

Year	Player	Gms	Stls	Avg.
2016	Jeremy Morgan	36	70	1.9
2015	Jeremy Morgan	35	40	1.2
2014	Seth Tuttle	31	30	0.9
	Wes Washpun	31	30	0.9
2013	Deon Mitchell	35	45	1.3
2012	Johnny Moran	34	43	1.3
2011	Johnny Moran	34	33	0.9
2010	Johnny Moran	33	35	1.1
2009	Johnny Moran	34	41	1.2
2008	Adam Koch	32	21	0.7
2007	Brooks McKowen	31	34	1.1
2006	Ben Jacobson	33	51	1.5
2005	Ben Jacobson	32	33	1.0
	Grant Stout	32	33	1.0
2004	Ben Jacobson	31	33	1.0
2003	Ben Jacobson	28	36	1.3
2002	Chris Foster	29	44	1.5
2001	Andy Woodley	27	80	3.0
2000	Andy Woodley	9	17	1.9
	Robbie Sieverding	29	38	1.3
1999	Terry Cress	14	12	1.6
1998	Tony Brus	27	35	1.3
1997	Jason Daisy	28	49	1.8
1996	Brian Carpenter	27	54	2.0
1995	Jason Daisy	28	43	1.5
1994	Randy Blocker	28	49	1.8
1993	Cam Johnson	26	58	2.2
1992	Dale Turner	28	40	1.4
1991	Troy Muilenburg	32	44	1.4



1990	Dale Turner	32	34	1.1
1989	Nick Nurse	28	35	1.3
1988	Nick Nurse	28	53	1.9
1987	Nick Nurse	28	47	1.7
1986	Rob Williams	27	37	1.4
1985	Rob Williams	28	48	1.7
1984	Rob Williams	28	42	1.5
1983	Brent Carmichael	31	100	3.2
1982	Brent Carmichael	27	80	3.0
1981	Jay Block	27	27	1.0
1980	Jay Imhoff	24	39	1.6

BLOCKED SHOTS

Year	Player	Gms	BS	Avg.
2016	Jeremy Morgan	36	32	0.9
2015	Seth Tuttle	35	20	0.6
2014	Seth Tuttle	31	34	1.1
2013	Jake Koch	36	44	1.2
2012	Jake Koch	33	35	1.1
2011	Jake Koch	34	30	0.9
2010	Jordan Eglseider	32	30	0.9
2009	Jordan Eglseider	34	44	1.3
2008	Eric Coleman	32	43	1.3
2007	Grant Stout	31	50	1.6
2006	Grant Stout	33	80	2.4
2005	Grant Stout	32	75	2.3
2004	Grant Stout	31	17	0.5
2003	Jon Godfred	25	16	0.6
2002	Octav Morariu	25	12	0.5
2001	Octav Morariu	25	15	0.6
2000	Cory Jenkins	29	17	0.6
1999	Joe Breakenridge	27	12	0.5
	Cory Jenkins	19	10	0.5
1998	Sean Hawkins	27	31	1.2
1997	Sean Hawkins	27	30	1.1
1996	Sean Hawkins	24	33	1.4
1995	Jason Sims	28	43	1.5
1994	Randy Blocker	28	29	1.0
	Jason Sims	29	29	1.0
1993	Brian Jones	26	14	1.9
1992	Troy Vaughn	26	15	0.6
	Terry Merfeld	16	15	0.9
1991	Nick Pace	28	12	0.4
1990	Steve Phyfe	31	26	0.8
1989	Steve Phyfe	28	25	0.9
1988	Steve Phyfe	28	15	0.5
1987	Greg McDermott	28	23	0.8
1986	Greg McDermott	27	13	0.5
1985	Scott Stafford	28	34	1.2
1984	Scott Stafford	28	51	1.8
1983	Ray Storck	31	36	1.2
1982	Herbert King	27	26	1.0
1981	Bill Jones	26	18	0.7
1980	Bill Jones	25	28	1.1

FG PERCENTAGE

Year	Player	Gms	FG-FGA	Pct.
2016	Bennett Koch	36	99-199	.497
2015	Seth Tuttle	35	183-303	.604
2014	Nate Buss	28	111-208	.534
2013	Seth Tuttle	36	143-257	.556
2012	Seth Tuttle	34	118-181	.652
2011	Lucas O'Rear	34	60-107	.561
2010	Lucas O'Rear	35	54-98	.551
2009	Lucas O'Rear	30	56-91	.615
2008	Eric Coleman	32	135-245	.551
2007	Eric Coleman	31	154-287	.537
2006	Eric Coleman	33	152-263	.578
2005	Eric Coleman	32	145-253	.573
2004	David Gruber	31	136-232	.586
2003	David Gruber	28	141-231	.610
2002	David Gruber	29	144-236	.610
2001	Joe Breakenridge	28	150-258	.581
2000	Cory Jenkins	29	102-177	.576
1999	Joe Breakenridge	27	107-195	.549
1998	Chris Burdine	25	96-218	.440
1997	Chris Burdine	28	96-190	.505
1996	Jason Sims	23	64-116	.552
1995	Jason Sims	28	121-188	.644
1994	Jason Sims	29	60-103	.583
1993	Randy Blocker	27	201-393	.512
1992	Jon Ellis	28	49-98	.500
1991	Cedrick McCullough	32	154-306	.503

1990	Steve Phyfe	31	108-182	.593
1989	Steve Phyfe	28	161-265	.608
1988	Greg McDermott	28	117-194	.603
1987	Greg McDermott	28	148-248	.597
1986	Greg McDermott	27	96-165	.582
1985	Nathan Harris	18	54-96	.563
1984	Jay Block	28	92-163	.564
1983	Jay Block	31	83-159	.522
1982	Ray Storck	27	147-273	.538
1981	Steve Peters	26	97-191	.508
1980	Ray Storck	22	30-48	.625
1979	Ron Lemons	29	196-335	.585
1978	Ron Lemons	27	191-351	.544
1977	Ron Lemons	27	185-386	.519
1976	Randy Podhaski	26	88-174	.505
1975	Randy Podhaski	26	122-240	.508
1974	Randy Podhaski	19	43-77	.558
1973	Randy Beilke	24	89-175	.505
1972	Randy Beilke	23	103-198	.520
1971	Brian Bestul	25	115-238	.483
1970	Bill McCoy	24	87-186	.467
1969	Ken Huelman	24	187-334	.560
1968	Ken Huelman	22	139-280	.496
1967	Jerry Waugh	22	178-342	.520
1966	Phil Johnson	20	100-207	.483
1965	Craig Knepp	23	177-324	.546
1964	Ron Jessen	27	124-248	.500
1963	Dick Lowe	22	53-110	.482
1962	Jerry Holbrook	24	134-283	.473
1961	Ed Watt	21	53-104	.509
1960	Jerry Holbrook	23	119-277	.430
1959	Jim Jackson	23	115-268	.429
1958	Gary Mohl	19	25-59	.424
1957	Dennis Filliman	21	57-132	.432
1956	Dick Strub	18	20-42	.476
1955	Ray Nissen	22	125-242	.517
1954	Lou Paulsen	20	58-151	.384
1952	Howard Pigg	23	134-355	.378
1951	Bill Peterson	23	100-293	.341
1950	Walt Kochneff	21	116-291	.399

FT PERCENTAGE

Year	Player	Gms	FT-FTA	Pct.
2016	Paul Jespersen	36	46-52	.885
2015	Paul Jespersen	35	19-22	.864
2014	Nate Buss	28	34-43	.791
2013	Jake Koch	36	121-154	.786
2012	Jake Koch	33	82-104	.788
2011	Jake Koch	34	103-124	.831
2010	Adam Koch	35	137-164	.835
2009	Travis Brown	34	38-45	.844
2008	Jared Josten	32	69-81	.852
2007	Jared Josten	31	43-50	.860
2006	Travis Brown	28	19-22	.864
2005	Ben Jacobson	32	79-98	.806
2004	Matt Schneiderman	31	36-42	.857
2003	John Little	28	28-37	.757
2002	Robbie Sieverding	29	168-195	.862
2001	Andy Woodley	27	18-23	.783
2000	Robbie Sieverding	29	154-183	.842
1999	Joe Breakenridge	27	93-111	.838
1998	Darian DeVries	27	67-86	.779
1997	Darian DeVries	28	101-124	.815
1996	Darian DeVries	27	90-104	.865
1995	Darian DeVries	26	44-53	.830
1994	Sean Rice	25	20-24	.833
1993	Cam Johnson	26	75-101	.743
1992	Dale Turner	28	104-119	.874
1991	Maurice Newby	31	29-33	.879
1990	Maurice Newby	32	21-23	.913
1989	Scott Socha	28	25-30	.833
1988	Mike Bailey	28	29-33	.879
1987	Kirk Francis	27	25-28	.983
1986	Nick Nurse	27	17-20	.850
1985	Scott Stafford	28	96-120	.800
1984	Randy Kraayenbrink	26	115-141	.816
1983	Randy Kraayenbrink	31	58-77	.753
1982	Ray Storck	27	68-86	.791
1981	Rod Underwood	26	58-67	.866
1980	Mike Clark	25	28-32	.875
1979	Ron Lemons	29	80-100	.800
1978	Phil Rilett	25	16-21	.761
1977	Mark Long	27	55-68	.808
1976	Mark Welsh	26	82-106	.773

1975	Joe Ferguson	26	55-67	.821
1974	Bill Barnhouse	20	15-16	.938
1973	Bill McCoy	24	140-175	.800
1972	Randy Beilke	23	51-66	.773
1971	Bill McCoy	26	212-274	.774
1970	Don Anderson	25	35-47	.745
1969	Darrell Jesse	24	76-100	.760
1968	Don Anderson	17	12-13	.923
1967	Jerry Waugh	22	99-130	.735
1966	Gene Fuelling	19	46-58	.793
1965	Ron Jessen	23	131-167	.784
1964	Craig Knepp	27	88-116	.758
1963	Duane Josephson	23	97-121	.802
1962	Jerry Holbrook	24	131-166	.789
1961	Larry Timion	19	16-21	.762
1960	Jerry Holbrook	23	87-118	.737
1959	Jack Mully	19	22-27	.815
1958	Frank Stotts	20	72-104	.692
1957	Dennis Filliman	21	59-76	.776
1956	Ray Nissen	18	80-107	.748
1955	Howard Pigg	21	137-172	.797
1954	Ken Nichols	17	24-32	.750
1952	Howard Pigg	23	88-129	.682
1951	Howard Pigg	23	58-81	.716
1950	Willard Gisel	19	29-38	.763



UNI in the MVC Tournament

Year	Seed	W-L	Season
1992	7	0-1	10-18
1993	6	0-1	12-15
1994	5	2-1	16-13
1995	T9	DNQ	8-20
1996	T7	0-1	14-13
1997	T4	1-1	16-12
1998	9	0-1	10-17
1999	T8	0-1	9-18
2000	7	0-1	14-15
2001	10	1-1	7-24
2002	7	1-1	14-15
2003	7	0-1	11-17
2004	2	3-0	21-10
2005	4	0-1	21-11
2006	5	1-1	23-10
2007	5	0-1	18-13
2008	5	1-1	18-14
2009	1	3-0	23-11
2010	1	3-0	30-5
2011	4	0-1	20-14
2012	5	0-1	20-14
2013	3	0-1	21-15
2014	3	0-1	16-15
2015	2	3-0	31-4
2016	4	3-0	23-13

Versus

Bradley	3-2
Creighton	0-2
Drake	2-2
Evansville	3-0
Illinois St.	4-6
Indiana St.	1-1
Loyola	1-0
Southern Illinois	2-4
Missouri St.	2-1
Tulsa	1-0
Wichita St.	3-1

**Missouri Valley Conference Post-Season History**

UNI has competed in 24 Missouri Valley Conference post-season tournaments since joining the league. The Panthers advanced to the title game in 1994, 2004, 2009, 2010, 2015 and 2016. UNI has won five MVC Tournament titles (2004, 2009, 2010, 2015, 2016).

March 7, 1992
MVC First Round
St. Louis, Mo.
Illinois St. 70, UNI 58

UNI	FG-FGA	FT-FTA	Reb	PF	TP
Jon Ellis	0-2	0-0	5	4	0
Cedrick McCullough	5-12	1-2	7	2	11
Terry Merfeld	0-0	1-2	1	0	1
Dale Turner	6-15	0-0	2	3	13
Cam Johnson	6-10	0-0	1	4	12
Sean Rice	6-13	0-0	2	4	12
Brian Jones	1-1	0-0	0	0	3
Troy Vaughn	0-2	0-2	0	3	0
Louis Armstrong	0-6	0-0	2	0	0
Brian Carpenter	1-1	2-2	2	1	4
David Butler	0-0	0-0	2	0	0
Ed Madlock	1-2	0-0	0	2	2
John Holterhaus	0-0	0-0	0	0	0
Nick Pace	0-0	0-1	0	0	0
Team			5		
Totals	26-64	4-9	29	23	58

ILSU	FG-FGA	FT-FTA	Reb	PF	TP
Steve Fitch	2-5	0-0	1	1	4
Scott Taylor	0-0	2-2	2	2	2
Scott Fowler	6-6	8-8	6	2	20
Richard Thomas	5-7	4-5	2	3	16
Todd Wehmhener	0-3	4-6	6	2	4
Mike VandeGarde	4-8	6-7	6	4	14
Chad Altadonna	2-2	0-0	2	2	4
Brian Kern	3-5	0-0	0	0	6
Charles Barnes	0-0	0-0	1	0	0
Todd Kagel	0-2	0-0	0	0	0
Elvin Florez	0-1	0-0	0	0	0
Team			6		
Totals	22-39	24-28	31	16	70

March 6, 1993
MVC First Round
St. Louis, Mo.
Drake 63, UNI 59

UNI	FG-FGA	FT-FTA	Reb	PF	TP
Randy Blocker	9-23	0-0	8	1	18
Warren Vandeven	0-0	0-0	0	2	0
Greg Hammar	4-7	0-1	6	4	8
Brian Carpenter	2-5	6-7	4	3	10
Cam Johnson	5-8	7-10	3	2	20
Ed Madlock	0-1	0-0	1	1	0
Brian Jones	1-2	0-0	2	1	3
Terry Merfeld	0-2	0-0	2	1	0
Jason Daisy	0-2	0-0	1	0	0
Jon Ellis	0-0	0-0	1	2	0
Team			2		
Totals	21-50	13-18	30	17	59

DU	FG-FGA	FT-FTA	Reb	PF	TP
Darrin Dafney	5-12	1-2	5	2	13
William Celestine	4-4	6-8	6	1	14
Khary Stanley	3-5	1-2	10	2	7
Clayton Allen	0-2	0-0	0	2	0
Curt Smith	6-16	4-4	4	3	16
Ray Slater	1-2	0-0	2	2	2
Jeff Allen	2-6	4-4	1	2	9
Alexsandar Surla	0-0	0-0	0	0	0
Marvin King	0-0	0-0	0	1	0
Brett Sherrill	1-3	0-0	2	1	2
Team			2		
Totals	22-50	16-20	32	16	63

March 5, 1994
MVC First Round
St. Louis, Mo.
UNI 84, Illinois St. 70

UNI	FG-FGA	FT-FTA	Reb	PF	TP
Brian Jones	2-5	2-2	4	2	7
Randy Blocker	11-22	8-10	9	2	30
Jason Sims	0-0	0-0	1	4	0
Brian Carpenter	4-7	2-2	4	2	12
Cam Johnson	10-24	0-0	0	1	23
Ed Madlock	1-2	3-4	4	3	5
Jon Ellis	0-0	1-2	2	3	1
John Holterhaus	1-2	2-2	2	3	4
Sean Rice	0-0	2-2	3	1	2
Seth Anderson	0-0	0-0	0	0	0
Terry Merfeld	0-0	0-0	0	0	0
Team			1		
Totals	29-62	20-24	30	21	84

ILSU	FG-FGA	FT-FTA	Reb	PF	TP
Scott Taylor	4-5	0-3	3	2	8
Mike VandeGarde	5-7	7-11	5	2	17
Thomas Hunter	3-7	4-6	7	2	10
David Cason	6-11	1-1	6	4	13
Todd Wemhoener	1-3	2-2	3	5	4
Chad Altadonna	4-4	0-0	2	0	10
Charles Barnes	2-5	0-0	1	1	6
Jon Litwiller	1-1	0-0	1	2	2
Brian Kern	0-2	0-0	1	0	0
Greg Hill	0-0	0-0	0	0	0
Antonio Cooper	0-3	0-0	1	3	0
Ryan Weichman	0-0	0-0	0	0	0
Jay Phifer	0-0	0-0	0	0	0
Andy Porter	0-0	0-0	0	0	0
Team			2		
Totals	26-48	14-23	32	21	70

March 6, 1994
MVC Semifinals
St. Louis, Mo.
UNI 79, Tulsa 73

UNI	FG-FGA	FT-FTA	Reb	PF	TP
Brian Jones	1-6	7-8	7	4	9
Randy Blocker	9-19	3-3	6	4	24
Jason Sims	0-1	2-2	4	2	2
Brian Carpenter	2-4	4-4	2	1	8
Cam Johnson	11-20	6-8	4	4	31
Ed Madlock	1-1	1-4	1	2	3
John Holterhaus	0-1	0-2	4	3	0
Terry Merfeld	1-1	0-0	2	0	2
Team			4		
Totals	25-53	23-31	36	21	79

TU	FG-FGA	FT-FTA	Reb	PF	TP
Shea Seals	5-11	0-0	9	2	12
Gary Collier	13-21	5-7	6	3	35
J.R. Rollo	3-8	1-3	4	3	7
Alvin Williamson	1-4	2-2	4	2	5
Lou Dawkins	3-8	1-1	4	4	7
Kevin Grawer	1-2	0-0	1	1	2
Kwanza Johnson	2-6	1-3	3	4	5
Craig Hernadi	0-0	0-0	0	1	0
Rafael Maldonado	0-0	0-1	4	3	0
DeWayne Bonner	0-1	0-0	0	0	0
Jay Malham	0-0	0-0	0	1	0
Team			0		
Totals	28-61	10-17	35	24	73

March 7, 1994
MVC Championship
St. Louis, Mo.
Southern Illinois 77, UNI 74

UNI	FG-FGA	FT-FTA	Reb	PF	TP
Brian Jones	4-8	0-0	8	3	9
Randy Blocker	7-21	3-3	6	3	18
Jason Sims	4-6	2-2	3	5	10
Brian Carpenter	3-5	3-5	5	3	9
Cam Johnson	8-19	7-9	2	4	25
Ed Madlock	0-0	0-0	0	0	0
John Holterhaus	1-1	1-2	6	0	3
Jon Ellis	0-0	0-0	1	1	0
Terry Merfeld	0-0	0-0	0	0	0
Team			2		
Totals	27-60	16-21	33	19	74

SIU	FG-FGA	FT-FTA	Reb	PF	TP
Marcus Timmons	5-7	4-6	11	2	14
Chris Carr	7-12	5-5	8	4	20
Mirko Pavlovic	6-10	1-4	2	3	15
Chris Lowery	4-12	3-4	5	2	12
Paul Lusk	5-13	3-5	2	3	14
Scott Burzynski	1-2	0-0	0	1	2
Ian Stewart	0-0	0-0	1	1	0
Marcus Patterson	0-1	0-0	0	0	0
Patrick Greathouse	0-0	0-0	0	1	0
Team			5		
Totals	28-57	16-24	34	17	77

March 2, 1996
MVC First Round
St. Louis, Mo.
Illinois St. 64, UNI 58

UNI	FG-FGA	FT-FTA	Reb	PF	TP
Jason Daisy	5-11	2-3	8	2	14
Brian Heying	2-4	3-4	4	4	7
Jason Sims	2-7	2-3	6	3	6
Darian DeVries	6-10	0-0	2	5	17
Brian Carpenter	1-7	0-0	3	3	3
Munib Dzuho	0-0	0-0	0	0	0
Seth Anderson	0-0	0-0	0	1	0
Tony Brus	2-8	2-2	4	2	7
Sean Hawkins	2-3	0-0	2	3	4
Warren Vandeven	0-1	0-0	1	2	0
Totals	20-51	9-12	32	25	58

ISU	FG-FGA	FT-FTA	Reb	PF	TP
Kenny Wright	4-5	1-5	1	4	9
Dan Muller	1-7	4-7	6	2	7
LeRoy Watkins	0-1	1-2	4	3	1
Maurice Trotter	5-8	4-6	4	3	18
Jamar Smiley	5-13	3-4	7	1	13
Kenneth Pierson	0-2	0-0	0	1	0
Kyle Cartmill	0-1	2-2	3	0	2
Antonio Cooper	0-3	0-0	1	0	0
Rob Gibbons	1-3	0-0	0	0	2
Rico Hill	5-8	2-2	7	3	12
Totals	21-50	17-28	38	17	64

March 1, 1997
MVC First Round
St. Louis, Mo.
UNI 73, Evansville 65

UNI	FG-FGA	FT-FTA	Reb	PF	TP
Chris Quinn	0-2	0-0	6	2	0
Chris Hollender	10-18	4-4	5	1	26
Jeff Layden	3-6	0-0	2	1	6
Marcus Wilson	3-13	2-3	5	2	10
Stuart Sullivan	2-6	2-2	1	4	7
Emi Morales	1-3	0-0	2	2	2
Kareem Richardson	1-4	0-0	0	2	3
Curt Begle	3-5	3-4	3	1	11
Totals	23-57	11-13	28	15	65

UNI	FG-FGA	FT-FTA	Reb	PF	TP
Brian Heying	2-9	0-0	8	1	5
Cory Jenkins	2-4	0-0	7	1	4
Sean Hawkins	2-4	0-0	1	3	4
Terry Cress	1-1	0-0	1	0	3
Jason Daisy	7-10	9-10	2	0	24
Darian DeVries	4-5	3-4	3	1	14
Tony Brus	3-10	1-2	6	1	9
Burt Lappe	0-2	2-2	1	2	2
Chris Burdine	4-9	0-0	7	1	8
Warren Vandeven	0-0	0-0	0	3	0
Totals	25-54	15-18	38	13	73

March 2, 1997
MVC Semifinals
St. Louis, Mo.
Illinois St. 69, UNI 65

UNI	FG-FGA	FT-FTA	Reb	PF	TP
Brian Heying	3-6	0-0	4	2	6
Cory Jenkins	0-1	0-0	2	1	0
Sean Hawkins	3-4	1-1	3	3	7
Darian DeVries	4-14	4-4	4	3	14
Jason Daisy	6-18	8-12	11	2	20
Terry Cress	2-4	2-3	2	3	7
Tony Brus	1-5	2-4	5	4	4
Burt Lappe	0-1	0-0	2	2	0
Chris Burdine	3-7	1-2	7	1	7
Warren Vandeven	0-0	0-0	0	0	0
Totals	22-60	18-26	47	21	65

ISU	FG-FGA	FT-FTA	Reb	PF	TP
Rico Hill	12-21	5-8	7	4	29
Dan Muller	2-7	4-4	3	4	10
LeRoy Watkins	2-4	0-0	6	3	4
Skipp Schaeffbauer	1-8	1-2	4	3	4
Jamar Smiley	3-9	3-6	3	2	10
Steve Hansell	1-3	2-2	2	3	5
Kenneth Pierson	0-1	0-0	1	1	0
Kyle Cartmill	1-3	0-0	2	3	2
Rob Gibbons	2-3	1-3	1	3	5
Totals	24-59	16-25	35	26	69

February 27, 1998
MVC First Round
St. Louis, Mo.
Southern Illinois 91, UNI 72

UNI	FG-FGA	FT-FTA	Reb	PF	TP
Brian Heying	3-9	0-0	5	1	7
Cory Jenkins	5-11	0-0	6	3	12
Sean Hawkins	3-5	0-0	2	0	6
Darian DeVries	4-10	0-0	2	1	12
Tony Brus	3-12	7-10	2	4	13
Terry Cress	0-2	0-0	1	0	0
Burt Lappe	2-4	0-0	1	5	5
TyJuan Finley	2-7	0-0	3	1	4
Chris Burdine	4-6	0-0	7	3	9
Tyler Peterson	2-2	0-0	1	2	4
Team			4		
Totals	28-68	7-10	34	20	72

SIU	FG-FGA	FT-FTA	Reb	PF	TP
Rashad Tucker	9-11	5-5	10	4	24
Chris Thunell	4-11	2-4	10	1	11
Derrick Tilmon	4-6	1-3	9	1	9
Shane Hawkins	7-11	0-0	2	1	20
Monte Jenkins	5-10	2-2	2	4	15
Randle Kuehner	0-1	0-0	0	0	0
Joshua Cross	0-4	0-2	1	2	0
Lance Brown	1-1	0-1	1	0	3
James Watts	1-1	0-0	0	1	2
Ryan Hammer	0-1	0-0	0	0	0
Andy Scott	0-0	0-0	0	0	0
James Jackson	2-3	0-0	2	0	4
Chris Wright	1-1	0-0	0	0	3
Nikos Topouzis	0-0	0-0	0	0	0
Abel Schrader	0-2	0-0	0	0	0
Team			3		
Totals	34-63	10-17	40	14	91

February 26, 1999
MVC Play-In
St. Louis, Mo.
Wichita St. 74, UNI 72 OT

WSU	FG-FGA	FT-FTA	Reb	PF	TP
Darrin Williams	5-7	6-10	10	3	17
Jason Perez	5-8	8-10	3	4	18
Troy Mack	5-9	1-2	9	3	11
Carl Lemons	2-6	0-0	1	5	4
Maurice Evans	5-16	2-2	4	2	14
Jay Lewis	0-1	0-0	0	5	0
Terrell Benton	1-5	1-2	5	1	3
Craig Steven	1-1	0-0	2	3	3
Luke Utting	0-0	0-0	0	0	0
James Bunch	2-3	0-0	2	1	4
Team			1		
Totals	26-56	18-26	37	27	74

UNI	FG-FGA	FT-FTA	Reb	PF	TP
Tony Brus	7-10	7-13	4	3	23
Joe Breakenridge	1-5	5-6	12	2	7
Cory Jenkins	5-9	1-2	4	5	11
Andy Woodley	1-3	1-2	2	3	3
Robbie Sieverding	5-20	5-6	7	2	15
Sean Stackhouse	2-7	2-2	1	5	8
Aaron Middendorf	1-4	2-3	2	2	5
Tyler Peterson	0-0	0-0	1	0	0
Team			3		
Totals	22-58	23-34	36	22	72

March 3, 2000
MVC Play-In Round
St. Louis, Mo.
Drake 58, UNI 57

DU	FG-FGA	FT-FTA	Reb	PF	TP
Dontay Harris	4-9	6-6	6	1	14
Joey Gaw	2-6	1-1	4	1	5
Aaron Deeter	5-9	0-0	9	5	11
Matt Woodley	5-12	1-3	6	3	16
Lemont Evans	5-10	0-0	2	1	11
Aaron Thomas	0-0	0-0	0	0	0
Andrew Pleick	0-2	1-2	1	3	1
Greg Danielson	0-6	0-0	2	3	0
Team			4		
Totals	21-54	9-12	34	17	58

UNI	FG-FGA	FT-FTA	Reb	PF	TP
Joe Breakenridge	3-6	4-4	10	2	10
Aaron Middendorf	2-7	0-4	0	3	5
Cory Jenkins	3-4	2-3	6	3	8
Kelvin Hill	2-7	1-2	3	5	5
Robbie Sieverding	9-13	1-2	2	2	24
Martin Coon	1-3	0-0	1	0	3
Derek Paben	0-2	0-0	2	0	0
Tyler Peterson	1-3	0-0	2	2	2
Team			4		
Totals	21-45	8-15	30	17	57

March 2, 2001
MVC First Round
St. Louis, Mo.
UNI 59, Drake 53

UNI	FG-FGA	FT-FTA	Reb	PF	TP
Aaron Middendorf	6-13	0-0	5	3	15
Corey Hill	1-8	0-0	2	3	2
Joe Breakenridge	3-7	10-11	14	3	16
Andy Woodley	4-8	0-0	4	5	10
Erik Smith	2-8	0-0	1	0	6
Martin Coon	4-6	1-3	0	2	10
Adam Wilde	0-0	0-0	2	0	0
Totals	20-50	11-14	29	16	59

DU	FG-FGA	FT-FTA	Reb	PF	TP
Andry Sola	4-8	1-4	6	2	9
Joey Gaw	2-6	0-0	6	4	5
Greg Danielson	5-11	1-2	13	2	11
Aaron Thomas	0-1	0-0	3	4	0
Luke McDonald	6-15	1-1	2	1	16
Justin Ohl	0-4	0-0	6	0	0
Aaron Knight	4-13	2-2	2	3	12
Totals	21-58	5-9	41	16	53

March 3, 2001
MVC Quarterfinals
St. Louis, Mo.
Bradley 59, UNI 56

UNI	FG-FGA	FT-FTA	Reb	PF	TP
Aaron Middendorf	4-15	5-6	9	4	15
Corey Hill	2-4	5-8	5	4	10
Joe Breakenridge	2-7	0-0	3	4	4
Andy Woodley	1-4	0-0	1	5	2
Erik Smith	4-9	0-0	1	4	10
Martin Coon	3-8	0-0	1	1	7
Octav Morariu	1-5	4-4	5	3	6
Adam Wilde	1-2	0-0	3	4	2
Blake Anderson	0-0	0-0	0	0	0
Totals	18-54	14-18	32	29	56

BU	FG-FGA	FT-FTA	Reb	PF	TP
Eddie Cage	1-9	1-3	8	2	3
Jerome Robinson	5-12	4-5	8	2	16
Jeffrey Rabey	3-6	0-0	5	4	6
Marcello Robinson	3-4	8-8	4	0	15
Phillip Gilbert	3-12	8-9	6	3	14
James Gillingham	0-0	2-2	0	2	2
Reggie Hall	0-0	3-4	4	1	3
Andre Corbitt	0-3	0-0	2	3	0
Jason Faulknor	0-0	0-0	0	0	0
Totals	15-46	26-31	41	17	59

March 1, 2002
MVC Play-In Round
St. Louis, Mo.
UNI 78, Evansville 75

UE	FG-FGA	FT-FTA	Reb	PF	TP
Ian Hanavan	6-19	3-4	8	4	16
Tobias Brinkley	3-10	3-4	6	4	11
Faruk Mujezinovic	3-4	0-0	2	2	6
Drew Gore	3-5	0-0	3	1	9
Mark Allaria	4-6	0-0	3	2	10
Eric Ottens	0-0	0-0	0	0	0
Tim Long	2-6	4-4	2	4	10
Larry Ferguson	5-7	2-2	1	2	13
Dan Lytle	0-1	0-0	0	0	0
Totals	26-58	12-14	26	19	75

UNI	FG-FGA	FT-FTA	Reb	PF	TP
Erik Smith	4-9	2-4	4	3	14
Aaron Middendorf	3-6	4-6	8	4	11
David Gruber	8-9	3-3	8	3	19
Robbie Sieverding	5-10	6-7	6	0	16
Chris Foster	6-14	2-2	4	1	14
Matt Bennett	1-3	0-0	2	0	2
Trey Austin	0-1	0-0	0	0	0
Andy Woodley	0-1	0-0	0	1	0
Octav Morariu	1-1	0-0	0	2	2
Blake Anderson	0-0	0-0	0	0	0
Totals	28-54	17-22	36	24	78

March 2, 2002
MVC Quarterfinals
St. Louis, Mo.
Creighton 80, UNI 65

UNI	FG-FGA	FT-FTA	Reb	PF	TP
Erik Smith	0-7	0-0	0	5	0
Aaron Middendorf	3-6	4-4	2	5	12
David Gruber	6-10	1-4	7	2	13
Robbie Sieverding	4-10	5-6	5	1	15
Chris Foster	4-12	4-4	2	2	14
Matt Bennett	1-6	2-2	1	0	5
Trey Austin	0-0	0-0	2	0	0
Andy Woodley	0-1	0-0	1	5	0
Octav Morariu	0-3	0-0	1	2	0
Josh Wright	0-0	0-0	0	0	0
Ryan Paulsen	2-2	0-0	0	0	6
Blake Anderson	0-0	0-0	0	0	0
Totals	20-56	16-20	23	22	65

CU	FG-FGA	FT-FTA	Reb	PF	TP
Michael Lindeman	2-2	2-2	2	0	6
Kyle Korver	1-3	3-4	7	0	6
Brody Deren	7-13	3-4	8	3	17
Larry House	3-6	0-0	2	0	6
Tyler McKinney	0-2	4-4	2	2	4
DeAnthony Bowden	3-5	6-6	2	1	14
Ismael Caro	0-5	0-0	1	1	0
Joe Dabbert	3-3	0-0	6	3	6
Terrell Taylor	2-6	5-5	3	2	9
Jimmy Motz	0-0	0-0	1	1	0
Dan Bresnahan	0-0	0-0	0	0	0
Mike Grimes	5-6	2-2	9	4	12
Totals	26-51	25-27	43	17	80

March 7, 2003
MVC Play-In Round
St. Louis, Mo.
Indiana St. 61, UNI 60

ISU	FG-FGA	FT-FTA	Reb	PF	TP
Catrel Green	5-9	0-0	5	5	10
Ted Morris	1-3	0-0	2	1	2
Marcus Howard	4-7	2-2	2	1	11
Wilfred Antoine	4-8	0-0	1	2	8
David Moss	1-7	0-0	10	2	2
Darron Evans	1-2	1-1	0	1	3
Lamar Grimes	3-8	0-0	1	3	6
Brian Giesen	9-13	1-4	9	4	19
Totals	28-57	4-7	31	19	61

UNI	FG-FGA	FT-FTA	Reb	PF	TP
David Gruber	6-10	8-12	10	1	20
Matt Schneiderman	2-11	2-2	9	1	6
John Little	1-1	0-0	0	2	3
Ben Jacobson	0-5	3-4	5	0	3
Chris Foster	5-12	4-8	6	2	18
Ryan Paulsen	2-6	2-2	1	1	8
Pete Schmit	1-2	0-0	2	1	2
Jon Godfread	0-1	0-0	2	1	0
Totals	17-48	19-28	36	9	60

March 6, 2004
MVC Quarterfinals
St. Louis, Mo.
UNI 68, Illinois St. 54

Illinois St. (54)	No. Player	min	fg	fga	ft	fta	rebast	pf	tp
21 Arnold	18	1	1	0	2	7	0	3	2
50 Dilligard	31	2	2	1	2	6	1	1	5
2 Alexander	17	0	1	0	0	1	0	3	0
11 Greene	38	5	16	2	2	1	2	3	13
24 Guidry	34	8	16	3	3	3	0	1	22
3 Ford	21	1	2	0	0	4	1	5	2
15 Miller	3	0	0	0	0	0	0	0	0
25 Plank	14	0	2	0	0	2	0	2	0
33 Echols	24	4	6	2	4	3	0	3	10
34 Hill	1	0	0	0	0	0	0	0	0
Totals	200	21	46	8	13	28	4	21	54

UNI (68)	No. Player	min	fg	fga	ft	fta	rebast	pf	tp
43 Schneiderman	31	2	6	2	2	3	0	1	7
42 Gruber	34	8	11	3	5	6	3	2	19
5 Crawford	32	5	8	2	5	3	2	2	13
12 Jacobson	37	5	10	2	5	2	2	2	12
23 McKowen	23	1	4	2	4	1	2	3	4
2 Bennett	1	0	0	0	0	0	0	0	0
11 Little	13	0	0	0	0	3	0	0	0
22 Schmit	17	2	3	5	7	1	2	3	11
32 Stout	12	1	4	0	0	0	0	3	2
33 Godfread	1	0	0	0	0	0	0	1	0
Totals	200	24	46	16	25	28	11	17	68

March 7, 2004
MVC Semifinals
St. Louis, Mo.

UNI 63, Wichita St. 56										
Wichita St. (56)										
No.	Player	min	fg	fga	ft	fta	rebast	pf	tp	
4	Howard	19	4	7	6	8	4	1	5	14
33	Kampman	27	2	5	1	2	2	0	2	7
45	Miller	21	4	9	3	3	5	0	3	11
5	Burns	27	0	6	4	4	5	0	3	4
11	Holman	31	4	11	0	0	1	2	0	10
1	Hogg	23	1	7	0	0	3	0	3	3
10	Liberty	8	0	1	0	0	4	0	2	0
20	Wise	22	2	5	0	0	1	3	1	4
21	Clark	22	1	2	0	0	1	2	2	3
Totals		200	18	53	14	17	31	8	21	56

UNI (63)	No. Player	min	fg	fga	ft	fta	rebast	pf	tp
43 Schneiderman	30	3	7	2	2	5	0	2	9
42 Gruber	32	3	8	2	4	8	1	5	8
5 Crawford	31	2	9	8	9	6	0	1	12
12 Jacobson	38	9	13	4	4	3	0	2	23
23 McKowen	24	2	6	2	2	2	3	1	7
11 Little	19	0	0	0	0	2	0	3	0
22 Schmit	12	0	2	0	0	1	1	0	0
32 Stout	14	2	5	0	0	5	0	2	4
Totals	200	21	50	18	21	36	5	16	63



March 8, 2004
MVC Championship
St. Louis, Mo.
UNI 79, Missouri St. 74 (2ot)

Missouri St. (74)

No. Player	min	fg	fga	ft	fta	rebast	pf	tp
0 Bilyeu	20	3	6	4	5	7	3	10
23 Mitchell	39	5	8	0	0	6	1	3
25 Randle	24	2	9	0	0	5	0	3
1 Andrews	43	8	15	3	5	10	3	5
33 Shavies	31	3	12	6	6	3	2	5
5 Maclin	26	2	2	0	2	6	0	4
12 Smith	30	1	5	3	6	7	0	2
15 Ahearn	22	2	8	2	2	0	1	7
21 Colwell	2	0	0	0	0	1	0	1
24 Fisher	13	0	2	2	2	1	0	5
Totals	250	26	67	20	28	50	10	32

UNI (79)

No. Player	min	fg	fga	ft	fta	rebast	pf	tp
43 Schneiderman	40	2	8	3	4	7	1	3
42 Gruber	45	2	6	8	8	8	1	2
5 Crawford	44	3	12	2	4	6	3	5
12 Jacobson	47	9	18	3	3	2	3	1
23 McKowen	18	1	5	3	4	1	2	3
11 Little	14	0	1	1	4	0	0	2
22 Schmit	27	1	4	7	10	4	1	3
32 Stout	15	4	5	0	1	5	0	1
Totals	250	8	28	27	38	41	11	20

March 5, 2005
MVC Quarterfinals
St. Louis, Mo.
Missouri St. 70, UNI 62

Missouri St. (70)

No. Player	min	fg	fga	ft	fta	rebast	pf	tp
0 Bilyeu	29	2	6	7	9	11	2	3
33 Shavies	30	2	7	1	4	2	3	1
5 Maclin	28	3	4	1	2	10	2	3
3 Chaney	28	5	10	4	4	4	3	3
21 Thompson	26	5	12	2	2	3	1	3
4 Richards	10	2	3	0	1	0	0	4
15 Ahearn	18	2	9	1	2	2	4	0
23 Mitchell	18	1	2	0	0	0	0	0
30 Easley	11	0	4	0	0	2	2	1
41 Frazier	2	1	2	0	0	1	0	1
Totals	200	23	59	16	24	20	17	20

UNI (62)

No. Player	min	fg	fga	ft	fta	rebast	pf	tp
32 Stout	36	6	10	7	8	7	0	3
2 Coleman	31	5	8	4	5	8	1	1
5 Crawford	30	3	7	3	4	4	0	5
12 Jacobson	33	2	12	2	2	2	1	4
23 McKowen	10	0	2	0	0	3	1	0
11 Little	22	0	2	0	0	2	1	2
13 Viet	1	0	0	0	0	0	0	1
21 Foster	28	3	6	2	3	1	6	4
22 Schmit	2	0	1	0	0	0	0	0
33 Godfread	7	0	0	0	0	0	1	1
Totals	200	19	48	18	22	33	11	21

March 3, 2006
MVC Quarterfinals
St. Louis, Mo.
UNI 57, Missouri St. 42

UNI (57)

No. Player	min	fg	fga	ft	fta	rebast	pf	tp
32 Stout	33	5	9	4	6	10	1	0
2 Coleman	26	2	5	1	2	10	1	1
11 Little	33	2	3	0	1	3	0	3
12 Jacobson	40	3	10	4	4	2	6	3
23 McKowen	33	3	9	4	4	4	1	2
3 Williams	1	0	0	0	0	0	0	1
5 Crawford	26	1	4	4	6	5	1	1
14 Josten	2	0	1	0	0	0	0	0
21 Brown	7	0	1	0	0	0	0	0
Totals	200	16	42	17	23	37	10	11

Missouri St. (42)

No. Player	min	fg	fga	ft	fta	rebast	pf	tp
0 Bilyeu	25	1	9	2	2	6	1	4
4 Richards	14	1	1	0	2	0	1	1
12 Laurie	19	0	4	0	0	2	0	4
15 Ahearn	30	0	5	2	2	2	0	0
21 Thompson	26	2	9	0	0	4	2	1
2 Lamberth	19	1	4	2	2	1	0	3
3 Chaney	30	6	8	0	0	3	1	2
30 Easley	22	3	7	2	2	7	2	3
41 Frazier	15	1	5	0	0	4	0	1
Totals	200	15	52	8	10	31	7	19

March 4, 2006
MVC Semifinals
St. Louis, Mo.
Southern Illinois 55, UNI 46 (ot)

UNI (46)

No. Player	min	fg	fga	ft	fta	rebast	pf	tp
32 Stout	31	3	7	1	2	5	0	4
2 Coleman	26	2	4	5	8	7	0	2
11 Little	36	3	6	0	0	4	0	5
12 Jacobson	43	5	13	2	3	1	5	3
23 McKowen	42	0	5	0	0	8	2	4
5 Crawford	39	4	13	1	2	5	2	1
14 Josten	5	0	0	0	0	0	0	0
21 Brown	3	0	1	0	0	1	0	0
Totals	225	17	49	9	15	33	9	19

Southern Illinois (55)

No. Player	min	fg	fga	ft	fta	rebast	pf	tp
14 Falker	31	2	5	3	3	8	1	3
32 Shaw	41	5	7	5	6	6	1	1
3 Tatum	43	4	14	4	7	6	3	1
10 Mullins	39	4	8	0	0	2	1	2
15 Young	43	2	5	0	0	3	6	4
4 Brooks	2	0	0	0	0	0	0	1
23 Foster	11	2	3	0	0	1	1	1
24 Clemmons	12	0	2	0	0	3	0	2
35 Boyle	3	1	1	1	2	1	0	3
Totals	225	20	45	13	18	31	13	18

March 2, 2007
MVC Quarterfinals
St. Louis, Mo.
Bradley 51, UNI 48

UNI (48)

No. Player	min	fg	fga	ft	fta	rebast	pf	tp
32 Stout	39	7	13	2	2	9	2	1
2 Coleman	27	3	9	2	4	6	0	3
11 Ahelegbe	17	1	5	0	0	2	2	3
14 Josten	40	3	5	2	2	2	2	0
23 McKowen	40	2	7	1	2	5	3	2
13 Viet	3	0	1	0	0	1	0	1
21 Brown	35	1	4	1	1	4	0	4
34 Koch	6	0	0	0	0	0	0	0
Totals	200	17	44	8	11	31	9	14

Bradley (51)

No. Player	min	fg	fga	ft	fta	rebast	pf	tp
21 Andrews	18	0	1	0	0	2	1	4
4 Franklin	34	4	14	2	2	1	1	12
10 Tauai	32	7	12	0	0	3	0	2
14 Crouch	38	4	7	0	0	3	3	2
20 Ruffin	29	3	8	2	2	2	1	4
22 Salley	22	0	3	0	1	3	0	2
24 Warren	24	0	0	0	0	0	0	0
32 Adams	22	2	2	0	0	3	0	2
Totals	200	20	47	4	5	24	6	17

March 7, 2008
MVC Quarterfinals
St. Louis, Mo.
UNI 54, Southern Illinois 49

UNI (54)

No. Player	min	fg	fga	ft	fta	rebast	pf	tp
34 Koch	33	3	4	2	3	4	3	2
2 Coleman	29	4	8	14	19	10	3	4
13 Viet	37	6	9	1	2	2	0	1
14 Josten	36	0	5	0	0	2	1	1
21 Brown	25	1	3	0	0	1	0	4
10 Haak	3	0	0	0	0	0	0	1
22 Dunham	19	0	1	1	2	1	0	0
32 O'Rear	7	1	2	0	0	0	0	1
53 Eglseider	11	0	2	0	0	3	0	4
Totals	200	15	34	18	26	24	7	18

Southern Illinois (49)

No. Player	min	fg	fga	ft	fta	rebast	pf	tp
14 Falker	24	1	2	5	6	2	2	5
32 Shaw	39	7	11	4	6	9	2	1
10 Mullins	36	0	7	2	2	4	3	0
22 Green	25	1	2	0	0	1	1	5
24 Clemmons	25	0	5	0	0	3	1	1
4 Bone	32	4	9	0	0	3	0	3
35 Boyle	11	2	2	2	4	0	0	4
45 Fay	8	0	1	0	0	1	0	4
Totals	200	15	39	13	18	25	9	23

March 8, 2007
MVC Semifinals
St. Louis, Mo.
Illinois St. 56, UNI 42

UNI (42)

No. Player	min	fg	fga	ft	fta	rebast	pf	tp
34 Koch	26	2	5	6	6	3	2	2
2 Coleman	35	6	10	2	2	15	1	3
13 Viet	36	1	7	0	0	4	1	0
14 Josten	39	1	7	0	0	5	5	4
21 Brown	24	2	7	0	0	1	2	1
22 Dunham	24	1	4	1	2	1	2	2
25 Reed	5	1	2	0	0	0	0	0
32 O'Rear	9	0	0	0	0	1	0	0
53 Eglseider	2	0	2	0	0	2	0	1
Totals	200	14	44	9	10	32	13	13

Illinois St. (56)

No. Player	min	fg	fga	ft	fta	rebast	pf	tp
4 Slack	20	1	5	0	0	5	0	3
42 Odiakosa	15	4	5	0	0	0	0	4
0 Eldridge	36	5	16	0	1	8	2	0
1 Holloway	23	1	3	0	0	1	3	1
5 Richardson	33	4	6	1	3	1	5	0
3 Rubin	5	0	1	0	0	0	0	0
10 Johnson	22	2	3	0	0	1	3	0
25 Odzic	1	0	0	0	0	0	0	1
32 Dyer	23	2	3	0	0	2	0	1
41 Sampay	22	4	8	1	2	2	1	2
Totals	200	23	50	2	6	28	14	12



2004 MVC Tournament Champions



March 6, 2009
St. Farm MVC Tournament Quarterfinals
Scottrade Center – St. Louis, Mo.
UNI 73, Indiana St. 69

Indiana St. (69)									
##	PLAYER	MIN	FG-A	FT-A	REB	A	PF	TP	
44	Tunnell	36	6-10	3-4	8	3	2	17	
0	Leitnaker	15	2-3	1-2	3	0	3	5	
3	Reed	38	9-14	0-0	3	4	4	21	
23	Marshall	28	2-7	1-2	2	4	3	7	
24	Printy	34	2-7	0-0	1	3	3	5	
5	Crawford	4	0-1	0-0	0	0	1	0	
32	Carter	19	2-5	2-2	2	0	0	7	
34	Richard	26	3-6	0-0	3	0	2	7	
Totals		200	26-53	7-10	23	14	18	69	

UNI (73)									
##	PLAYER	MIN	FG-A	FT-A	REB	A	PF	TP	
34	Koch	23	7-10	4-5	3	0	4	19	
53	Eglseder	18	2-4	3-4	5	1	1	7	
5	Farokhmanesh	30	3-4	4-6	0	0	1	13	
11	Ahelegbe	34	6-13	5-8	7	5	1	19	
13	Moran	23	1-5	0-0	1	0	1	2	
21	Brown	23	1-3	1-2	3	0	2	3	
22	Dunham	22	1-4	0-0	2	1	0	3	
32	O'Rear	27	3-5	1-1	8	0	3	7	
Totals		200	24-48	18-26	32	7	13	73	

March 7, 2009
St. Farm MVC Tournament Semifinals
Scottrade Center – St. Louis, Mo.
UNI 76, Bradley 62

Bradley (62)									
##	PLAYER	MIN	FG-A	FT-A	REB	A	PF	TP	
12	Wilson	25	5-14	5-7	8	0	4	16	
4	Collins	24	4-10	0-0	5	1	1	8	
1	McCain	17	2-3	0-1	3	1	4	4	
5	Maniscalco	37	4-11	4-4	1	3	4	14	
23	Roberts	20	2-5	0-0	0	3	5	5	
2	Dunson	29	0-5	4-4	4	1	2	4	
3	Norris	19	0-3	0-0	1	0	2	0	
13	Brown	15	3-4	2-2	2	0	1	8	
50	Lavin	1	0-1	0-0	0	0	1	0	
54	Singh	13	1-1	1-1	3	1	0	3	
Totals		200	21-57	16-19	28	10	25	62	

UNI (76)									
##	PLAYER	MIN	FG-A	FT-A	REB	A	PF	TP	
34	Koch	29	7-10	6-9	9	2	3	22	
53	Eglseder	21	4-5	0-0	7	0	2	8	
5	Farokhmanesh	14	0-2	2-2	2	0	2	2	
11	Ahelegbe	33	6-14	9-9	3	4	1	21	
13	Moran	31	4-9	0-2	4	3	2	8	
10	Haak	2	0-0	0-0	0	0	0	0	
21	Brown	23	1-4	4-4	2	1	3	7	
22	Dunham	22	2-4	2-2	3	3	1	7	
32	O'Rear	22	0-0	1-2	3	0	4	1	
43	Rodenberg	5	0-0	0-0	0	0	2	0	
Totals		200	24-48	24-30	36	13	20	76	



March 8, 2009
St. Farm MVC Tournament Championship
Scottrade Center – St. Louis, Mo.
UNI 60, Illinois St. 57 OT

Illinois St. (57)									
##	PLAYER	MIN	FG-A	FT-A	REB	A	PF	TP	
42	Odiakosa	33	1-7	2-2	10	2	4	4	
0	Eldridge	37	8-19	0-2	6	3	2	21	
1	Holloway	34	3-12	2-2	4	0	3	10	
12	Phillips	35	0-7	0-0	3	1	3	0	
25	Oguchi	32	4-13	4-4	2	0	2	14	
3	Rubin	12	0-0	0-0	1	1	0	0	
15	Odziec	7	0-0	0-0	0	2	0	0	
41	Sampay	29	2-3	1-1	8	0	5	5	
45	Holtz	6	1-2	0-0	0	0	0	3	
Totals		225	19-63	9-11	37	9	19	57	

UNI (60)									
##	PLAYER	MIN	FG-A	FT-A	REB	A	PF	TP	
34	Koch	34	1-4	4-6	6	4	3	6	
53	Eglseder	18	4-8	0-1	3	0	1	8	
5	Farokhmanesh	31	4-5	2-2	3	1	0	13	
11	Ahelegbe	38	6-13	2-2	5	0	2	17	
13	Moran	20	1-5	2-2	2	1	1	4	
10	Haak	1	0-0	0-0	0	0	0	0	
21	Brown	28	1-6	0-0	4	1	2	2	
22	Dunham	18	0-1	0-0	0	0	1	0	
32	O'Rear	27	2-3	4-4	4	0	2	8	
43	Rodenberg	11	1-1	0-0	2	0	2	2	
Totals		225	20-46	14-17	33	7	14	60	

2009 MVC Tournament Champions

March 5, 2010
St. Farm MVC Tournament Quarterfinals
Scottrade Center – St. Louis, Mo.
UNI 55, Drake 40

Drake (40)									
##	PLAYER	MIN	FG-A	FT-A	REB	A	PF	TP	
10	Wedel	32	3-7	0-0	3	1	2	0	
13	Wiseler	19	0-2	0-0	1	4	3	0	
20	Young	36	3-12	2-5	3	1	2	9	
44	Templeton	33	2-4	0-0	7	0	2	4	
45	VanDeest	23	1-4	4-4	2	0	4	6	
02	Hawley	6	2-3	0-0	1	0	0	6	
03	Stanley	23	1-4	2-4	1	1	1	4	
22	Eaddy	10	0-0	-0-	0	0	3	0	
34	Simons	11	1-2	0-0	2	0	0	3	
40	Uhlenhopp	7	0-2	0-0	1	0	2	0	
Totals		200	13-40	8-13	26	7	19	40	

UNI (55)									
##	PLAYER	MIN	FG-A	FT-A	REB	A	PF	TP	
05	Farokhmanesh	33	2-10	0-0	3	1	4	6	
11	Ahelegbe	31	2-6	3-4	2	4	2	7	
13	Moran	29	3-7	0-0	4	1	0	8	
34	Koch, A.	24	3-8	4-4	7	4	1	10	
53	Eglseder	18	5-8	0-0	6	1	1	10	
10	Haak	1	0-1	0-0	0	0	0	0	
20	Koch, J.	16	0-0	0-0	2	0	1	2	
22	Dunham	18	1-2	0-0	1	0	3	2	
23	Sonnen	9	1-2	2-2	0	0	0	4	
32	O'Rear	21	2-4	4-6	8	1	3	8	
43	Rodenberg	0+	0-0	0-0	0	0	0	0	
Totals		200	19-48	13-16	36	13	16	55	

March 6, 2010
St. Farm MVC Tournament Semifinals
Scottrade Center – St. Louis, Mo.
UNI 57, Bradley 40

Bradley (40)

##	PLAYER	MIN	FG-A	FT-A	REB	A	PF	TP
05	Maniscalco	35	3-8	4-4	1	2	4	10
21	Egolf	20	1-2	0-0	3	0	4	2
23	Roberts	28	2-7	1-2	3	1	1	5
24	Warren	26	2-8	8-9	2	0	1	12
32	Simms-Edwards	26	1-3	0-0	2	2	0	2
01	McCain	2	0-0	0-0	0	0	0	0
03	Brown	20	2-6	0-0	2	0	1	4
04	Eastman	17	1-3	0-0	3	0	2	3
25	Phillips	1	1-1	0-0	0	0	0	2
34	Knezevic	1	0-0	0-0	1	0	0	0
54	Singh	20	0-1	0-0	8	2	0	0
Totals		200	13-39	13-15	29	7	13	40

UNI (57)

##	PLAYER	MIN	FG-A	FT-A	REB	A	PF	TP
05	Farokhmanesh	25	2-11	0-0	2	2	1	5
11	Ahelegbe	23	2-8	0-0	6	1	3	5
13	Moran	27	2-9	0-0	4	3	1	5
34	Koch, A.	25	2-6	2-2	6	2	1	7
53	Eglseder	22	4-6	2-3	5	1	2	10
10	Haak	2	0-0	0-0	0	0	0	0
20	Koch, J.	11	0-0	0-0	2	3	2	0
22	Dunham	18	1-3	1-1	0	0	0	3
23	Sonnen	18	4-8	0-0	0	1	2	10
32	O'Rear	18	2-3	0-0	4	2	1	4
33	Pehl	1	0-0	0-0	1	0	0	0
43	Rodenberg	1	0-0	0-0	0	0	0	0
52	James	9	3-4	0-0	0	0	2	8
Totals		200	22-58	5-6	33	15	15	57

March 7, 2010
St. Farm MVC Tournament Championship
Scottrade Center – St. Louis, Mo.
UNI 67, Wichita St. 52

Wichita St. (52)

##	PLAYER	MIN	FG-A	FT-A	REB	A	PF	TP
03	Hannah	37	4-8	0-0	6	1	1	12
14	Hatch	34	2-9	2-2	4	0	0	8
23	Murry	31	2-8	2-2	7	1	4	6
31	Durley	33	2-5	1-1	6	1	3	5
41	Stutz	19	4-10	2-4	6	2	4	11
00	Ellis	12	1-4	0-0	4	0	3	2
05	Williams	19	2-7	2-4	0	1	5	8
32	Blair	15	0-1	0-0	3	0	2	0
Totals		200	17-52	9-13	39	6	22	52

UNI (67)

##	PLAYER	MIN	FG-A	FT-A	REB	A	PF	TP
05	Farokhmanesh	23	2-7	0-0	3	2	0	5
11	Ahelegbe	28	5-10	12-14	5	0	2	24
13	Moran	23	1-4	0-0	2	0	1	3
34	Koch, A.	25	0-3	0-1	4	0	4	0
53	Eglseder	22	3-8	4-5	4	1	1	10
20	Koch, J.	21	5-7	0-0	2	2	0	13
22	Dunham	20	1-1	0-0	0	3	2	3
23	Sonnen	15	0-2	0-0	1	0	1	0
32	O'Rear	14	1-1	1-3	2	1	4	4
52	James	9	2-3	0-0	0	0	3	5
Totals		200	20-46	17-23	27	9	18	67

2010 MVC Tournament Champions



March 4, 2011
St. Farm MVC Tournament Quarterfinals
Scottrade Center – St. Louis, Mo.
Creighton 60, UNI 57

Creighton (60)

##	PLAYER	MIN	FG-A	FT-A	REB	A	PF	TP
03	McDermott	30	6-11	3-4	7	0	2	16
00	Echenique	21	1-5	0-0	8	2	2	2
12	Manigat	32	3-9	0-0	6	1	0	7
15	Korver	21	1-3	0-0	5	2	0	3
30	Young	36	3-12	5-6	4	7	0	11
05	Jones	19	1-3	0-0	2	0	3	3
23	Runnels	7	0-0	0-0	1	1	0	0
24	Ashford	12	0-0	0-0	0	2	0	0
25	Lawson Jr.	22	7-9	0-0	5	0	2	18
Totals		200	22-52	8-10	39	15	9	60

UNI (57)

##	PLAYER	MIN	FG-A	FT-A	REB	A	PF	TP
20	J. Koch	31	6-9	0-0	4	1	1	15
33	Pehl	5	0-1	0-0	1	0	0	0
11	Ahelegbe	31	6-14	1-2	6	4	3	14
13	Moran	35	3-7	0-2	2	2	0	8
52	James	33	5-13	0-0	4	0	1	10
04	Rank	10	3-5	0-0	0	0	2	7
22	Dunham	31	1-5	0-0	3	1	2	3
23	Sonnen	24	0-2	0-0	0	2	4	0
Totals		200	24-56	1-4	24	10	13	57

March 2, 2012
St. Farm MVC Tournament Quarterfinals
Scottrade Center – St. Louis, Mo.
Illinois St. 54, UNI 52

UNI (42)

##	PLAYER	MIN	FG-A	FT-A	REB	A	PF	TP
01	Mitchell	20	0-3	2-2	1	3	0	2
10	Tuttle	16	1-4	0-0	5	1	3	2
13	Moran	34	5-13	0-0	4	1	2	13
20	J. Koch	33	3-11	2-4	8	3	0	9
23	Sonnen	33	2-7	0-0	2	1	3	6
04	Rank	23	2-5	1-2	2	2	4	6
12	Singleton	0+	0-0	0-0	0	0	0	0
21	Morrison	6	0-3	0-0	0	0	1	0
24	Martino	0+	0-0	0-0	0	0	0	0
33	Pehl	8	0-0	2-2	3	0	0	2
52	James	27	1-9	0-0	6	0	1	2
Totals		200	14-55	7-10	33	11	14	42

Illinois St. (54)

##	PLAYER	MIN	FG-A	FT-A	REB	A	PF	TP
01	Brown	31	3-10	1-2	5	1	0	7
11	Moore	29	2-7	4-4	6	1	2	8
13	Wilkins	15	3-5	0-0	4	0	4	6
22	Ekey	24	2-7	0-0	3	1	3	4
32	Carmichael	35	5-11	6-7	15	2	2	16
02	Allen	34	3-11	0-0	4	1	1	8
04	Clark	3	0-2	0-0	0	0	0	0
05	Cousin	22	2-4	0-0	2	0	0	5
24	Upshaw	7	0-1	0-0	1	0	1	0
Totals		200	20-58	11-13	48	6	13	54



March 8, 2013
MVC Tournament Quarterfinals
Scottrade Center – St. Louis, Mo.
Illinois St. 73, UNI 65

Illinois St. (73)

##	PLAYER	MIN	FG-A	FT-A	REB	A	PF	TP
01	Brown	33	10-17	2-3	9	1	3	28
02	Allen	33	1-9	1-2	1	2	0	3
13	Wilkins	26	4-9	2-2	4	0	2	11
32	Carmichael	28	6-9	3-5	10	1	4	15
44	Hill	32	4-9	3-3	9	3	1	11
00	Keane	6	0-0	0-0	0	2	4	0
05	Cousin	7	0-0	0-0	0	0	0	0
15	Zeisloft	9	0-1	0-0	0	0	0	0
22	Ekey	26	2-5	0-0	1	0	1	5
Totals		200	27-59	11-15	37	9	15	73

UNI (65)

##	PLAYER	MIN	FG-A	FT-A	REB	A	PF	TP
01	Mitchell	25	4-8	2-4	2	5	5	10
10	Tuttle	23	2-5	0-0	9	1	3	4
20	J. Koch	35	4-10	5-5	6	2	4	14
23	Sonnen	40	5-9	2-2	2	0	2	16
52	James	31	6-18	0-0	4	4	2	15
04	Rank	19	0-3	0-0	5	0	0	0
05	Bohannon	24	2-3	0-0	3	0	1	6
14	Buss	0+	0-0	0-0	0	0	0	0
24	Martino	0+	0-0	0-0	0	0	0	0
33	Pehl	3	0-0	0-0	0	0	0	0
Totals		200	23-56	9-11	32	12	17	65

March 7, 2014

MVC Tournament Quarterfinals
Scottrade Center – St. Louis, Mo.
Southern Illinois 63, UNI 58

Southern Illinois (63)

##	PLAYER	MIN	FG-A	FT-A	REB	A	PF	TP
03	Jackson	38	8-14	4-6	11	1	4	23
21	Smithpeters	39	2-9	4-6	5	3	2	9
23	Olaniyan	20	3-5	1-1	7	0	3	7
25	Beane	39	6-13	3-4	7	2	2	16
33	O'Brien	15	0-5	0-0	1	0	2	0
00	Balogun	6	1-4	0-0	0	0	0	3
01	Pendleton	16	1-3	0-0	0	1	5	2
04	Drinkard	17	1-2	1-3	1	0	3	3
22	Verhines, B.3	0-0	0-0	0	0	0	0	0
24	Verhines, D.7	0-1	0-0	0	0	0	0	0
Totals		200	22-56	13-20	35	7	21	63

UNI (58)

##	PLAYER	MIN	FG-A	FT-A	REB	A	PF	TP
05	Bohannon	35	2-9	1-2	3	0	1	6
10	Tuttle	37	4-10	7-9	17	3	4	15
11	Washpun	30	3-10	3-4	2	4	4	9
12	Singleton	13	2-5	1-1	4	0	3	5
20	Morgan	34	3-7	0-0	3	2	2	7
01	Mitchell	18	2-8	1-4	1	1	0	6
03	Friedman	0+	0-0	0-0	0	0	0	0
04	Rank	5	0-1	0-0	1	0	0	0
14	Buss	25	4-7	1-2	8	0	5	10
21	Morrison	2	0-0	0-0	0	0	0	0
24	Martino	1	0-0	0-0	0	0	0	0
Totals		200	20-57	14-22	45	10	19	58

2015 MVC Tournament Champions



March 6, 2015
MVC Tournament Quarterfinals
Scottrade Center – St. Louis, Mo.
UNI 71, Bradley 46

Bradley (46)

##	PLAYER	MIN	FG-A	FT-A	REB	A	PF	TP
02	Jones	19	0-6	1-3	2	1	1	1
04	Barnes	34	2-6	2-2	8	1	0	7
05	Sutherland	37	2-7	0-0	2	2	1	4
21	Cunningham	33	4-9	3-4	6	1	2	14
52	Wells	26	2-4	0-0	3	1	4	4
00	Bell	6	0-0	0-0	0	0	0	0
01	Thomas	9	0-3	0-2	0	0	1	0
10	Jackson	2	0-0	0-0	0	0	0	0
22	Taylor	2	0-0	0-0	0	0	1	0
24	Grier	23	5-9	4-4	1	1	1	16
25	Morgan	3	0-0	0-0	0	0	2	0
32	Shaw	6	0-1	0-0	2	1	3	0
Totals		200	15-45	10-15	25	8	18	46

UNI (71)

##	PLAYER	MIN	FG-A	FT-A	REB	A	PF	TP
01	Mitchell	27	5-7	2-2	2	5	0	14
05	Bohannon	20	1-3	0-0	0	0	3	3
10	Tuttle	31	3-9	4-6	11	5	0	10
12	Singleton	15	2-2	0-2	3	0	0	4
20	Morgan	34	3-5	3-5	5	0	1	11
02	Carlson	2	0-1	0-0	2	0	0	0
04	Jespersion	16	0-3	0-0	0	1	2	0
11	Washpun	11	1-1	0-0	0	2	0	3
14	Buss	27	8-11	4-5	6	0	4	23
22	Knar	2	0-0	0-0	0	0	0	0
24	Martino	2	0-1	0-0	0	0	1	0
25	Koch	2	0-1	0-0	0	0	0	0
33	Lohaus	11	1-2	0-0	2	1	0	3
Totals		200	24-46	13-20	33	14	11	71

March 7, 2015
MVC Tournament Semifinals
Scottrade Center – St. Louis, Mo.
UNI 63, Loyola 49

Loyola (49)

##	PLAYER	MIN	FG-A	FT-A	REB	A	PF	TP
02	Peterson	30	4-10	0-0	1	1	0	8
04	Turk	28	2-5	3-3	5	0	2	9
14	Richardson	25	0-2	2-2	1	1	3	2
24	James	27	6-7	2-3	4	0	3	14
32	Thomas	21	2-4	0-2	3	1	4	5
00	Ingram	15	0-1	0-0	2	0	2	0
05	Crisman	14	0-0	0-0	0	1	0	0
10	Knuth	3	0-0	0-0	0	0	0	0
23	White	7	0-0	0-0	0	0	1	0
35	Doyle	30	4-10	2-2	2	6	1	11
Totals		200	18-39	9-12	18	10	16	49

UNI (63)

##	PLAYER	MIN	FG-A	FT-A	REB	A	PF	TP
01	Mitchell	26	1-5	3-4	3	4	0	5
05	Bohannon	27	2-6	0-0	1	1	1	5
10	Tuttle	29	5-7	2-4	6	3	3	13
12	Singleton	36	3-5	5-6	7	0	2	11
20	Morgan	27	4-5	1-2	3	0	1	11
04	Jespersion	13	1-3	0-0	2	0	1	2
11	Washpun	14	0-1	0-1	1	0	2	0
14	Buss	15	3-5	2-3	3	0	0	9
33	Lohaus	13	2-4	3-3	1	1	0	7
Totals		200	21-41	16-23	27	9	10	63

March 8, 2015
MVC Tournament Championship
Scottrade Center – St. Louis, Mo.
UNI 69, Illinois St. 60

Illinois St. (60)

##	PLAYER	MIN	FG-A	FT-A	REB	A	PF	TP
01	Lee	31	0-3	1-2	1	4	3	1
03	Knight	32	7-12	0-0	6	4	1	16
22	Lynch	28	4-8	1-2	5	0	4	9
23	Hawkins	29	5-10	0-0	4	1	5	14
44	Akoon-Purcell	32	3-15	1-3	5	1	3	8
10	Jones	10	0-0	0-0	1	1	2	0
11	McIntosh	16	1-2	1-2	3	0	5	3
12	Wills	4	0-0	0-0	0	0	0	0
15	McCloud	18	3-4	0-0	2	0	1	9
Totals		200	23-54	4-9	34	11	24	60

UNI (69)

##	PLAYER	MIN	FG-A	FT-A	REB	A	PF	TP
01	Mitchell	29	3-11	4-4	5	2	2	10
05	Bohannon	36	2-8	3-4	8	0	2	9
10	Tuttle	32	5-11	5-6	9	3	0	15
12	Singleton	26	1-3	2-2	3	0	2	4
20	Morgan	34	3-6	0-0	2	3	3	9
04	Jespersion	6	1-3	0-0	0	0	1	2
11	Washpun	13	1-3	3-4	1	0	0	5
14	Buss	18	4-7	5-6	2	0	1	15
25	Koch	2	0-0	0-0	0	0	0	0
33	Lohaus	4	0-2	0-0	0	0	2	0
Totals		200	20-54	22-26	36	8	13	69



March 4, 2016
MVC Tournament Quarterfinals
Scottrade Center – St. Louis, Mo.
UNI 66, Southern Illinois 60

Southern Illinois (60)

##	PLAYER	MIN	FG-A	FT-A	REB	A	PF	TP
01	Rodriguez	13	1-3	0-0	1	0	2	2
11	Smithpeters	20	0-2	3-3	1	2	5	3
23	Olaniyan	26	4-5	0-3	6	0	5	8
25	Beane	36	7-17	2-4	3	3	1	17
33	O'Brien	37	5-11	2-2	12	2	1	12
05	Vincent	24	1-5	3-3	4	0	2	5
10	Djimde	11	1-1	0-1	3	0	3	2
15	Weiber	3	0-0	0-0	1	0	0	0
22	Fletcher	28	4-9	1-1	5	0	3	11
24	Stradnieks	2	0-1	0-0	0	0	1	0
Totals		200	23-54	11-17	39	7	23	60

UNI (66)

##	PLAYER	MIN	FG-A	FT-A	REB	A	PF	TP
04	Jespersion	26	1-4	0-0	2	0	2	2
05	Bohannon	38	1-6	4-5	3	0	0	7
11	Washpun	28	5-7	0-0	2	4	4	11
20	Morgan	32	5-8	5-7	4	1	4	18
25	B. Koch	28	3-6	5-8	8	0	4	11
02	Carlson	23	2-5	4-4	0	1	2	8
03	Friedman	5	0-0	0-0	1	0	0	0
33	Lohaus	20	4-8	0-1	0	0	0	9
Totals		200	21-44	18-25	24	6	16	66

March 5, 2016
MVC Tournament Semifinals
Scottrade Center – St. Louis, Mo.
UNI 57, Wichita State 52 (OT)

UNI (57)

##	PLAYER	MIN	FG-A	FT-A	REB	A	PF	TP
04	Jespersion	18	1-4	0-0	2	0	1	3
05	Bohannon	42	2-7	4-5	5	0	3	9
11	Washpun	42	7-16	4-5	3	2	2	20
20	Morgan	33	2-8	1-4	5	0	2	6
25	B. Koch	23	1-4	2-4	5	0	3	4
02	Carlson	31	3-7	2-2	9	1	3	9
03	Friedman	1	0-0	0-0	1	0	0	0
33	Lohaus	35	3-6	0-0	1	1	2	6
Totals		225	19-52	13-20	37	4	16	57

Wichita State (52)

##	PLAYER	MIN	FG-A	FT-A	REB	A	PF	TP
01	Brown	19	0-6	2-3	8	0	2	2
03	Wessel	25	0-4	0-0	7	1	3	0
23	VanVleet	41	2-9	3-4	1	5	0	8
24	Morris	18	3-3	0-0	3	0	3	6
31	Baker	42	5-18	2-2	9	4	2	12
00	Kelly	14	0-1	0-0	3	0	3	0
15	Grady	22	7-12	0-1	6	0	5	14
20	Nurget	3	0-0	0-0	1	0	0	0
32	McDuffie	26	2-7	3-3	4	1	2	7
33	Frankamp	15	1-3	0-0	1	0	0	3
Totals		225	20-63	10-13	47	11	20	52

March 6, 2016
MVC Tournament Championship
Scottrade Center – St. Louis, Mo.
UNI 56, Evansville 54

UNI (56)

##	PLAYER	MIN	FG-A	FT-A	REB	A	PF	TP
04	Jespersion	32	1-5	0-0	6	1	1	2
05	Bohannon	39	1-4	0-0	3	0	0	2
11	Washpun	36	6-12	6-9	5	3	3	18
20	Morgan	38	4-6	2-2	4	1	2	14
25	B. Koch	10	0-2	0-0	3	0	3	0
02	Carlson	31	8-12	0-1	5	1	3	17
03	Friedman	3	0-0	0-0	2	0	0	0
33	Lohaus	11	1-6	0-0	1	0	1	3
Totals		200	21-47	8-12	30	6	13	56

Evansville (54)

##	PLAYER	MIN	FG-A	FT-A	REB	A	PF	TP
03	Brown	37	7-16	1-1	5	3	3	18
12	Wing	29	2-4	0-0	1	1	2	4
31	Balentine	40	8-18	3-4	4	5	3	20
50	Simmons	32	2-6	0-0	1	2	3	6
55	Mockevicius	37	1-4	4-8	19	0	3	6
10	Brzoja	25	0-6	0-0	2	1	0	0
Totals		200	20-54	8-13	36	12	14	54



Ben Jacobson



Wes Washpun



2016 MVC Tournament Champions

UNI Postseason Tournament History**Appearances: 14 (3 Division II; 11 Div. I; 8 NCAAAs)****Overall Record: 15-15 (5-4 Division II; 10-11 Div. I, 5-8 NCAAAs)****1962****NCAA College Division Regional – Lincoln, Neb.**

Hamline W 81-68
Nebraska Wesleyan L 78-77

1964**NCAA College Division Regional – Cedar Falls, Iowa**

Washington University W 71-56
Minnesota State, Mankato W 71-64

NCAA College Division National Tournament – Evansville, Ind.

Southeast Missouri W 93-85
Evansville L 82-67
North Carolina A&T L 91-72

1979**NCAA Division II North Central Regionals – Omaha, Neb.**

Nebraska-Omaha W 84-72
Wisconsin-Green Bay L 56-50

1990**NCAA Division I First and Second Rounds – Richmond, Va.**

#3 Missouri W 74-71
#6 Minnesota L 81-78

2004**NCAA Division I First and Second Rounds – Milwaukee, Wis.**

#3 Georgia Tech L 65-60

2005**NCAA Division I First and Second Rounds – Oklahoma City, Okla.**

#6 Wisconsin L 57-52

2006**NCAA Division I First and Second Rounds – Dayton, Ohio**

#7 Georgetown L 54-49

2009**NCAA Division I First and Second Rounds – Portland, Ore.**

#5 Purdue L 61-56

2010**NCAA Division I First and Second Rounds – Oklahoma City, Okla.**

#8 UNLV W 69-66
#1 Kansas W 69-67

NCAA Division I Midwest Regional – St. Louis, Mo.

#5 Michigan State L 59-52

2011**CIT First Round – Cedar Falls, Iowa**

Rider W 84-50

CIT Quarterfinals – Cedar Falls, Iowa

SMU L 57-50

2012**NIT First Round – Philadelphia, Pa.**

#3 St. Joseph's W 67-65

NIT Second Round – Philadelphia, Pa.

#2 Drexel L 65-63

2013**CIT First Round – Cedar Falls, Iowa**

North Dakota W 77-66

CIT Second Round – Cedar Falls, Iowa

UIC W 63-51

CIT Quarterfinal – Cedar Falls, Iowa

Bradley W 90-77

CIT Semifinal – Cedar Falls, Iowa

Weber State L 59-56

2015**NCAA Division I Second and Third Rounds – Seattle, Wash.**

#12 Wyoming W 71-54

#4 Louisville L 66-53

2016**NCAA Division I First and Second Rounds – Oklahoma City, Okla.**

#6 Texas W 75-72

#3 Texas A&M L 92-88 (2OT)

UNI's All-Time NCAA Seeds

Year	Seed	Record
1990	14	1-1
2004	14	0-1
2005	11	0-1
2006	10	0-1
2009	12	0-1
2010	9	2-1
2015	5	1-1
2016	11	1-1



NCAA Post-Season History

UNI has made eight appearances in the NCAA tournament since becoming a Division I program in 1980. The Panthers first appearance was in the 1990 season, and UNI made three straight appearances in 2004, 2005 and 2006.

UNI's latest NCAA appearance came in the 2015-16 season, which saw the Panthers defeat Texas, 75-72, before falling to Texas A&M in the second round in double overtime, 92-88.

March 9, 1962
NCAA Regional Tournament
Lincoln, Neb.
SCI 81, Hamline 68

SCI	FG-FGA	FT-FTA	Reb	PF	TP
Bob Waller	6-13	2-2	4	4	14
Ed Ware	0-1	0-0	0	2	0
Dick Savage	3-6	0-0	2	3	6
Duane Josephson	0-0	0-0	0	0	0
Jerry Holbrook	7-14	2-2	4	4	16
Ray Cull	0-1	0-2	1	0	0
Bob McCool	1-4	0-0	1	5	2
Dick Christy	3-4	0-1	4	4	6
Pete Spoden	12-22	3-6	16	2	27
Paul Balcom	2-4	6-9	15	3	10
Team			2		
Totals	34-69	13-22	49	27	81
Hamline Totals	20-60	28-37	34	19	68

March 10, 1962
NCAA Regional Tournament
Lincoln, Neb.

Nebraska Wesleyan 78, SCI 77					
SCI	FG-FGA	FT-FTA	Reb	PF	TP
Bob Waller	5-10	2-2	5	1	12
Dick Savage	2-5	0-0	2	4	4
Jerry Holbrook	9-17	4-7	6	2	22
Bob McCool	1-4	0-0	2	3	2
Dick Christy	3-4	3-3	4	4	9
Pete Spoden	10-20	2-4	14	4	22
Paul Balcom	3-6	0-4	10	4	6
Ed Ware	0-1	0-0	0	0	0
Team					5
Totals	33-67	11-20	48	22	77
Nebraska Wesleyan					
Totals	27-67	24-31	42	16	78

March 6, 1964
NCAA Midwest Regional Tournament
Cedar Falls, Iowa
SCI 71, Washington University 56

WU	FG-FGA	FT-FTA	Reb	PF	TP
Ray Cerskus	3-8	2-2	2	4	8
Ed Dancy	7-17	4-4	7	2	18
Ron Jones	1-8	0-1	13	4	2
Ron Jackson	7-14	2-2	6	2	16
Boyd Shelton	2-7	4-4	3	4	8
Bill Roe	1-4	0-0	0	2	2
Steve Levitt	0-0	0-0	0	0	0
George Kramer	1-2	0-0	2	0	2
Chuck Cabaugh	0-0	0-0	1	0	0
Team			5		
Totals	22-62	12-13	39	18	56
SCI	FG-FGA	FT-FTA	Reb	PF	TP
Chuck Nolting	5-12	0-1	10	1	10
Ron Jessen	4-7	4-4	6	5	12
Craig Knepp	6-16	6-6	10	3	18
Duane Josephson	7-21	2-2	4	1	16
Jerry McColley	3-7	5-5	4	2	11
Dennis Przychodzin	0-1	2-4	3	1	2
Herb Justmann	1-1	0-0	0	0	2
Gene Fuelling	0-0	0-0	0	0	0
Totals	26-65	19-22	44	13	71

March 7, 1964
NCAA Midwest Regional Tournament
Cedar Falls, Iowa
SCI 71, Mankato St. 64

SCI	FG-FGA	FT-FTA	Reb	PF	TP
Chuck Nolting	4-10	2-4	6	3	10
Ron Jessen	5-9	3-4	4	2	13
Craig Knepp	4-6	11-13	14	1	19
Duane Josephson	7-20	4-4	6	3	18
Jerry McColley	4-10	3-5	3	2	11
Team			6		
Totals	24-55	23-30	39	11	71
MS	FG-FGA	FT-FTA	Reb	PF	TP
Jim Tetzloff	7-15	4-6	15	2	18
John Seifert	1-7	1-3	3	5	3
Les Sonnabend	5-15	1-2	8	4	11
Joel Hagen	9-14	2-2	1	3	20
Jon Hagen	4-15	0-0	2	4	8
Dave Agard	0-3	1-1	0	0	1
George McKay	1-2	1-1	4	2	3
Team			5		
Totals	27-61	10-15	38	20	64

March 11, 1964
NCAA College Division National Tournament
Evansville, Ind.
SCI 93, Southeast Missouri 85

SCI	FG-FGA	FT-FTA	Reb	PF	TP
Jerry McColley	5-8	0-1	1	5	10
Ronald Jessen	4-8	11-14	6	3	19
Charles Nolting	1-8	6-8	12	4	8
Duane Josephson	13-23	2-2	7	2	28
Craig Knepp	12-18	2-2	10	2	26
Dennis Przychodzin	0-1	0-0	1	0	0
Herb Justmann	0-1	2-3	0	0	2
Team			6		
Totals	35-67	23-30	37	16	93
SEMO	FG-FGA	FT-FTA	Reb	PF	TP
Bill Jordan	6-15	0-1	5	2	12
Mike Gross	8-23	7-8	11	4	23
Paul Ranson	2-8	1-3	8	5	5
Bob Miller	5-9	0-1	8	0	10
Don Ringstaff	5-16	3-3	5	3	13
Naemon Townsend	9-21	0-0	4	3	18
Asa Kinnaman	0-0	0-0	0	0	0
Larry Rhodes	0-0	0-0	0	0	0
Dwight Turner	0-1	0-0	1	1	0
Thad Thrower	2-2	0-3	9	5	4
Team			11		
Totals	37-95	11-19	51	23	85

March 12, 1964
NCAA College Division National Tournament
Evansville, Ind.
Evansville 82, SCI 67

UE	FG-FGA	FT-FTA	Reb	PF	TP
Jerry Sloan	8-17	5-5	19	3	21
Buster Briley	7-18	1-1	3	1	15
Ed Zausch	5-14	1-1	21	4	11
Jim Smith	0-4	2-2	3	2	2
Larry Humes	6-9	3-4	0	1	15
Sam Watkins	1-10	0-0	0	7	1
Wayne Boultinghouse	3-6	0-1	1	2	6
Paul Bullard	2-7	2-2	9	4	6
Russ Grieger	0-6	0-0	1	0	0
Larry Denton	1-1	0-1	3	0	2
Dave Green	1-3	0-0	1	5	2
Allen McCutchan	0-1	0-0	2	0	0
Team			9		
Totals	34-96	14-17	70	23	82
SCI	FG-FGA	FT-FTA	Reb	PF	TP
Jerry McColley	1-2	5-6	2	3	7
Ronald Jessen	5-15	5-8	5	1	15
Charles Nolting	1-4	4-4	3	2	6
Duane Josephson	6-17	1-2	3	3	13
Craig Knepp	7-16	5-6	4	2	19
Gene Fuelling	0-0	0-0	0	0	0
Dan McCleary	0-2	0-1	2	0	0
Barry Remington	0-1	1-2	1	1	1
Dennis Przychodzin	1-2	0-0	0	0	2
Herb Justmann	1-3	0-0	1	0	2
Larry Goodrich	1-3	0-0	2	1	2
Team			12		
Totals	23-65	21-29	23	13	67



Seth Tuttle

March 13, 1964
NCAA College Division National Tournament
Evansville, Ind.
North Carolina A&T 91, SCI 72

NC	FG-FGA	FT-FTA	Reb	PF	TP
Maurice McHartley	14-27	2-3	10	2	30
Wiley Briggs	3-10	2-2	6	0	8
James Webber	3-9	3-4	8	2	9
James Jackson	5-12	0-0	6	1	10
Warren Davis	11-15	0-0	14	3	22
Irving Mulcare	0-1	0-0	0	0	0
Robert Saunders	4-8	2-2	0	2	10
Ronald Wills	1-1	0-0	1	0	2
Team			12		
Totals	41-85	9-11	45	10	91

SCI	FG-FGA	FT-FTA	Reb	PF	TP
Jerry McColley	3-8	0-2	4	2	6
Ronald Jessen	11-20	0-0	6	0	22
Charles Nolting	6-14	2-3	4	2	14
Duane Josephson	5-17	2-2	4	1	12
Craig Knepe	5-11	4-4	5	2	14
Gene Fuelling	0-1	0-0	0	1	0
Dan McCleary	0-1	0-0	0	0	0
Barry Remington	0-0	0-0	0	0	0
Dennis Przychodzin	1-5	0-0	1	1	2
Herb Justmann	1-2	0-0	0	1	2
Team			15		
Totals	32-79	8-11	24	10	72

March 2, 1979
NCAA Division II North Central Regionals
Omaha, Neb.
UNI 84, Nebraska-Omaha 72

UNI	FG-FGA	FT-FTA	Reb	PF	TP
Ron Lemons	10-15	1-2	9	3	21
Steve Peters	5-9	2-2	3	2	12
Bill Jones	2-8	0-0	2	3	4
Mike Kemp	6-12	0-0	3	2	12
Mark Long	3-4	2-4	4	1	8
Jay Imhoff	0-0	1-2	0	0	1
Rod Underwood	0-3	2-2	2	1	2
Mike Clark	0-1	3-4	4	0	3
Tony Hauptert	8-14	5-7	4	4	21
Team			7		
Totals	34-66	16-23	39	16	84

UNO	FG-FGA	FT-FTA	Reb	PF	TP
Glenn Moberg	3-5	1-2	6	5	7
Rick Wilks	4-10	1-2	1	2	9
Steve Criss	4-7	0-0	4	1	8
Derrick Jackson	7-20	2-2	1	1	16
Vernon Manning	0-5	0-0	3	2	0
Todd Trofholz	1-2	0-0	1	1	2
Robbie Robinson	1-1	1-2	3	2	3
Jim Gregory	6-12	3-3	8	1	15
Todd Freeman	2-4	0-0	1	1	4
John Eriksen	4-7	0-1	7	2	8
Team			4		
Totals	32-73	8-12	39	18	72

March 3, 1979
NCAA Division II North Central Regionals
Omaha, Neb.
Wisconsin-Green Bay 56, UNI 50

UWGB	FG-FGA	FT-FTA	Reb	PF	TP
Joe Mauel	4-8	3-3	7	2	11
Charlie Lorenzi	0-0	0-0	4	4	0
Ron Ripley	5-9	4-4	3	4	14
Rory Lindgren	8-15	7-8	2	2	23
Paul Anderson	1-4	1-2	1	0	3
Dave Hanson	1-6	0-1	1	1	2
Mike Hanrahan	0-2	0-0	0	0	0
Casey Zakowski	0-2	0-0	1	0	0
Kirk Etten	0-0	0-0	0	0	0
Sam Stuessy	0-0	0-0	0	0	0
Bob Hunn	0-1	0-0	1	0	0
Jim Zill	1-2	1-1	3	3	3
Team			5		
Totals	20-49	16-19	28	16	56

UNI	FG-FGA	FT-FTA	Reb	PF	TP
Ron Lemons	8-10	2-2	10	1	18
Steve Peters	1-6	2-2	1	2	4
Bill Jones	0-0	0-0	1	1	0
Mike Kemp	6-11	0-0	2	3	12
Mark Long	2-3	0-0	1	5	4
Jay Imhoff	0-0	0-0	0	1	0
Rod Underwood	0-3	0-0	0	0	0
Mike Clark	1-1	0-0	1	5	2
Tony Hauptert	3-5	4-6	3	4	10
Team			5		
Totals	21-39	8-10	24	22	50



March 16, 1990
NCAA First Round
Richmond, Va.
#14 UNI 74, #3 Missouri 71

UNI	FG-FGA	FT-FTA	Reb	PF	TP
Cedric McCullough	3-8	0-0	4	3	6
Steve Phye	1-2	0-0	4	3	2
Jason Reese	6-12	6-8	15	5	18
Dale Turner	3-6	3-5	3	0	10
Troy Muilenburg	5-9	4-6	1	1	16
Maurice Newby	3-5	0-0	0	0	9
Jonathan Cox	1-1	0-1	1	3	2
Cam Johnson	0-1	0-0	0	1	0
Brad Hill	3-6	2-4	5	2	11
Nick Pace	0-0	0-0	0	0	0
Totals	25-50	15-24	33	18	74

UM	FG-FGA	FT-FTA	Reb	PF	TP
John McIntyre	3-7	0-0	2	4	9
Doug Smith	9-17	2-4	12	5	20
Nathan Buntin	6-14	9-9	7	2	21
Lee Coward	5-11	0-0	4	4	10
Anthony Peeler	1-7	1-2	3	1	3
Travis Ford	1-3	0-0	0	1	3
Jim Horton	0-0	0-0	0	1	0
Jamal Coleman	0-0	0-0	0	1	0
Jeff Warren	1-3	3-5	3	3	5
Totals	26-61	15-20	35	22	71

March 18, 1990
NCAA Second Round
Richmond, Va.
#6 Minnesota 81, #14 UNI 78

UNI	FG-FGA	FT-FTA	Reb	PF	TP
Cedric McCullough	1-2	0-0	3	3	2
Steve Phye	3-4	1-2	5	3	5
Jason Reese	12-15	5-7	10	4	29
Dale Turner	3-8	0-0	4	2	9
Troy Muilenburg	7-17	2-2	2	4	20
Maurice Newby	3-11	0-0	3	1	8
Jonathan Cox	0-0	0-0	0	2	0
Brad Hill	1-3	3-4	3	5	5
Nick Pace	0-1	0-0	1	0	0
Totals	29-61	11-15	32	24	78

UM	FG-FGA	FT-FTA	Reb	PF	TP
Richard Coffey	2-3	0-0	2	4	4
Willie Burton	13-17	9-12	12	3	36
Jim Shikenjanski	3-8	3-6	1	4	9
Kevin Lynch	5-13	1-1	3	0	12
Melvin Newbern	3-10	0-2	5	3	8
Nate Tubbs	0-0	0-1	1	0	0
Connell Lewis	0-1	0-0	0	1	0
Rob Metcalf	0-0	0-0	1	1	0
Walter Bond	4-6	4-4	5	1	12
Bob Martin	0-1	0-0	4	1	0
Totals	30-59	17-26	37	18	81

March 19, 2004
NCAA First Round
Milwaukee, Wis.
#3 Georgia Tech 65, #14 UNI 60

UNI (60)	No.	Player	min	fg	fga	ft	fta	reb	ast	pf	tp
	43	Schneiderman	34	5	10	1	2	5	2	4	15
	42	Gruber	36	7	10	2	3	5	2	2	16
	12	Jacobson	40	2	14	3	3	5	5	1	9
	23	McKowen	30	2	6	0	0	3	3	3	6
	5	Crawford	36	4	9	2	2	6	2	3	12
	11	Little	6	0	1	0	0	0	0	1	0
	2	Bennett	1	0	0	0	0	0	0	0	0
	22	Schmit	6	0	3	0	0	0	1	1	0
	32	Stout	8	1	1	0	0	1	0	1	2
	33	Godfread	3	0	0	0	0	0	0	0	0
Totals			200	21	54	8	10	28	15	16	60

Georgia Tech (65)	No.	Player	min	fg	fga	ft	fta	reb	ast	pf	tp
	55	McHenry	16	5	8	0	0	3	1	0	10
	12	Schenscher	31	4	7	5	6	4	1	2	13
	1	Elder	29	5	11	0	0	4	0	2	12
	24	Lewis	28	0	3	0	0	7	0	2	0
	3	Jack	24	1	4	4	5	6	3	3	6
	11	Bynum	19	5	8	0	0	2	2	1	11
	2	Muhammad	19	2	3	0	1	2	1	2	4
	42	Moore	23	3	9	0	0	3	2	1	9
	44	Tarver	10	0	2	0	0	3	0	1	0
	5	West	1	0	0	0	0	0	0	0	0
Totals			200	25	55	9	12	37	10	14	65

March 18, 2005
NCAA First Round
Oklahoma City, Okla.
#6 Wisconsin 57, #11 UNI 52

UNI (52)	No.	Player	min	fg	fga	ft	fta	reb	ast	pf	tp
	32	Stout	35	3	7	2	2	8	1	1	8
	2	Coleman	33	4	8	0	2	10	1	3	8
	5	Crawford	37	6	14	1	1	10	1	3	13
	12	Jacobson	38	8	18	1	1	3	3	1	20
	21	Foster	24	1	4	0	0	1	1	3	3
	11	Little	12	0	0	0	0	0	0	2	0
	22	Schmit	5	0	0	0	0	0	0	0	0
	23	McKowen	11	0	2	0	0	0	1	2	0
	33	Godfread	5	0	0	0	0	0	0	0	0
Totals			200	22	53	4	8	35	8	15	52

Wisconsin (57)	No.	Player	min	fg	fga	ft	fta	reb	ast	pf	tp
	42	Tucker	35	2	8	2	2	5	2	1	6
	44	Morley	28	0	3	0	0	4	6	4	0
	54	Wilkinson	32	3	6	0	2	11	3	1	7
	1	Chambliss	26	5	11	0	0	3	0	1	15
	13	Hanson	30	2	5	0	0	3	1	1	6
	4	Nixon	10	1	2	0	0	1	0	0	3
	21	Helmigk	8	2	3	0	0	1	0	0	4
	22	Flowers	5	0	1	0	0	1	0	0	0
	23	Taylor	20	5	9	4	6	0	2	1	16
	32	Butch	6	0	0	0	0	0	0	2	0
Totals			200	20	48	6	10	30	14	13	57

March 17, 2006
NCAA First Round
Dayton, Ohio
#7 Georgetown 54, #10 UNI 49

UNI (49)	No.	Player	min	fg	fga	ft	fta	reb	ast	pf	tp
	32	Stout	36	1	8	3	6	8	2	3	5
	2	Coleman	22	3	3	1	2	3	0	2	7
	11	Little	39	6	9	0	0	6	0	5	17
	12	Jacobson	37	6	15	0	0	3	3	3	14
	23	McKowen	34	0	5	4	4	0	4	0	4
	5	Crawford	29	1	8	0	0	9	1	2	2
	14	Josten	1	0	0	0	0	0	0	0	0
	21	Brown	2	0	0	0	0	0	0	0	0
Totals			200	17	48	8	12	31	10	15	49

Georgetown (54)	No.	Player	min	fg	fga	ft	fta	reb	ast	pf	tp
	1	Bowman	31	3	7	0	0	7	3	0	6
	32	Green	37	0	5	2	3	7	2	3	2
	55	Hibbert	26	8	10	1	3	9	0	5	17
	0	Cook	28	4	8	4	4	3	2	3	14
	2	Wallace	33	2	6	0	0	0	2	0	5
	20	Owens	22	1	4	2	4	3	3	1	4
	21	Sapp	20	2	5	0	0	2	2	0	6
	22	Crawford	3	0	1	0	0	0	0	0	0
Totals			200	20	46	9	14	32	15	12	54



March 19, 2009
NCAA First Round
Portland, Ore.
#5 Purdue 61, #12 UNI 56

UNI (56)	No.	Player	min	fg	fga	ft	fta	reb	ast	pf	tp
	11	Ahelegbe	30	3	6	5	6	1	2	3	11
	34	Koch	31	3	14	0	0	3	6	2	7
	53	Eglseder	22	5	10	3	3	5	0	0	13
	5	Farokhmanesh	27	4	10	0	0	3	0	2	10
	13	Moran	30	3	6	0	0	5	5	3	8
	21	Brown	16	0	2	0	0	2	1	5	2
	22	Dunham	21	2	4	1	2	3	0	2	7
	32	O'Rear	19	0	2	0	0	7	1	3	0
	43	Rodenberg	4	0	0	0	0	0	0	0	0
Totals			200	20	54	9	11	33	15	20	56

Purdue (61)	No.	Player	min	fg	fga	ft	fta	reb	ast	pf	tp
	4	Hummel	32	4	10	1	2	10	1	2	9
	33	Moore	39	4	10	8	9	2	2	1	17
	25	Johnson	28	7	10	0	0	3	0	3	14
	3	Kramer	26	1	3	2	2	6	3	3	4
	23	Jackson	25	1	4	3	4	3	2	2	5
	5	Grant	28	2	8	1	3	4	2	1	6
	20	Green	11	1	1	0	0	3	1	1	2
	44	Calasan	11	1	5	1	2	1	0	0	4
Totals			200	21	51	16	22	33	11	13	61



March 18, 2010
NCAA First Round
Oklahoma City, Okla.
#9 UNI 69, #8 UNLV 66

UNI (69)

##	PLAYER	MIN	FG-A	FT-A	REB	A	PF	TP
05	Farokhmanesh	34	6-13	0-0	2	3	2	17
11	Ahelegbe	23	3-6	6-6	2	4	3	13
13	Moran	24	1-4	0-0	2	1	1	2
34	Koch, A.	24	2-4	7-7	6	0	2	11
53	Eglseder	18	4-9	1-2	10	0	2	9
20	Koch, J.	18	0-3	5-6	1	0	1	5
22	Dunham	20	1-2	0-0	2	3	1	3
23	Sonnen	16	3-4	0-0	3	0	0	8
32	O'Rear	18	0-0	1-2	2	0	3	1
52	James	5	0-0	0-0	1	0	1	0
Totals		200	20-45	20-23	35	11	16	69

UNLV (66)

##	PLAYER	MIN	FG-A	FT-A	REB	A	PF	TP
00	Bellfield	36	5-12	0-1	1	5	1	13
03	Marshall	22	3-5	0-1	4	0	3	6
12	Massamba	11	0-1	2-2	1	0	3	2
22	Stanback	32	4-11	1-2	6	1	4	11
33	Willis	36	5-15	2-2	4	5	3	13
02	Wallace	17	2-5	0-0	2	0	1	5
20	Jones	8	0-1	0-0	0	0	1	0
31	Hawkins	8	0-0	0-0	2	1	0	0
34	Shaw	22	5-6	2-4	4	0	2	14
44	Santee	8	1-2	0-0	2	0	2	2
Totals		200	25-58	7-12	28	12	20	66

March 20, 2010
NCAA Second Round
Oklahoma City, Okla.
#9 UNI 69, #1 Kansas 67

UNI (69)

##	PLAYER	MIN	FG-A	FT-A	REB	A	PF	TP
05	Farokhmanesh	31	5-12	2-2	1	1	0	16
11	Ahelegbe	30	1-11	3-4	1	5	2	5
13	Moran	23	2-3	2-2	2	2	0	8
34	Koch, A.	24	4-5	0-0	5	2	4	8
53	Eglseder	18	6-11	0-0	5	0	2	14
20	Koch, J.	20	1-7	7-8	2	0	3	10
22	Dunham	20	1-2	1-1	3	1	1	3
23	Sonnen	15	1-2	0-0	3	0	2	2
32	O'Rear	17	1-2	1-2	5	0	2	3
52	James	2	0-0	0-0	0	0	0	0
Totals		200	22-55	16-19	30	11	16	69

Kansas (67)

##	PLAYER	MIN	FG-A	FT-A	REB	A	PF	TP
01	Henry	32	3-6	0-1	8	0	2	8
04	Collins	38	4-15	2-2	3	4	3	10
10	Taylor	22	0-6	2-2	2	3	1	2
22	Morris, Marc.	28	5-8	4-6	4	0	4	16
45	Aldrich	27	6-8	1-2	10	1	1	13
12	Morningstar	8	0-1	0-0	0	1	2	0
14	Reed	26	3-6	0-0	2	0	4	8
21	Morris, Mark.	19	3-4	4-5	3	0	2	10
Totals		200	24-54	13-18	38	9	19	67

March 26, 2010
NCAA Regional Semifinal
St. Louis, Mo.
#5 Michigan St. 59, #9 UNI 52

UNI (52)

##	PLAYER	MIN	FG-A	FT-A	REB	A	PF	TP
05	Farokhmanesh	31	2-9	4-7	1	1	0	9
11	Ahelegbe	28	4-8	4-4	4	2	0	12
13	Moran	26	1-4	0-0	2	0	1	3
34	Koch, A.	18	4-6	4-6	3	0	4	13
53	Eglseder	22	4-9	1-2	4	0	0	9
20	Koch, J.	22	2-4	1-2	4	0	1	6
22	Dunham	24	0-1	0-0	1	0	4	0
23	Sonnen	9	0-2	0-0	0	0	0	0
32	O'Rear	17	0-1	0-0	1	1	3	0
52	James	3	0-0	0-0	0	0	0	0
Totals		200	17-44	14-21	26	4	13	52

Michigan St. (59)

##	PLAYER	MIN	FG-A	FT-A	REB	A	PF	TP
02	Morgan	25	2-4	3-4	3	2	5	7
10	Roe	27	2-2	2-2	5	2	1	6
15	Summers	37	7-15	1-2	7	2	3	19
34	Lucious	39	3-9	2-3	6	4	1	10
50	Nix	3	0-1	0-0	1	0	1	0
03	Allen	22	2-4	0-0	1	1	4	5
13	Thornton	8	0-1	0-0	2	0	0	0
20	Kebler	2	0-0	0-0	0	0	0	0
23	Green	28	1-6	6-8	5	4	2	8
41	Sherman	9	2-2	0-0	1	0	2	4
Totals		200	19-44	14-19	32	15	19	59

March 20, 2015
NCAA Second Round
Seattle, Wash.
#5 UNI 71, #12 Wyoming 54

Wyoming (54)

##	PLAYER	MIN	FG-A	FT-A	REB	A	PF	TP
01	Hankerson	36	5-9	0-0	2	2	3	15
02	Grabau	37	3-7	0-0	4	3	3	8
11	Cooke	25	4-5	1-4	1	1	4	9
14	Adams	38	2-9	0-1	3	6	2	4
22	Nance	37	6-11	2-4	7	2	4	16
00	Lieberman	2	0-0	0-0	0	0	0	0
03	Aka Gorski	1	0-0	0-0	0	0	0	0
13	Bentz	2	0-0	0-0	0	0	0	0
21	Barnes	1	0-0	0-0	1	0	0	0
23	McManamen	8	0-2	0-0	0	1	0	0
32	Herndon	13	1-3	0-0	0	0	0	2
Totals		200	21-46	3-9	22	14	17	54

UNI (71)

##	PLAYER	MIN	FG-A	FT-A	REB	A	PF	TP
01	Mitchell	18	3-8	3-3	1	3	2	10
05	Bohannon	16	2-3	0-0	2	1	0	6
10	Tuttle	35	4-12	5-6	9	3	0	14
12	Singleton	16	0-0	0-0	1	0	5	0
20	Morgan	18	0-3	0-0	1	0	3	0
04	Jespersion	28	5-8	3-4	4	0	0	16
11	Washpun	23	4-6	2-2	1	3	2	10
14	Buss	25	4-6	3-3	4	0	1	13
24	Martino	1	0-1	0-0	0	0	0	0
33	Lohaus	20	1-3	0-0	4	0	1	2
Totals		200	23-50	16-18	29	10	14	71

March 22, 2015
NCAA Third Round
Seattle, Wash.
#4 Louisville 66, #5 UNI 53

UNI (53)

##	PLAYER	MIN	FG-A	FT-A	REB	A	PF	TP
01	Mitchell	18	3-6	1-1	2	3	2	7
05	Bohannon	29	2-3	0-0	1	0	3	6
10	Tuttle	34	4-7	6-6	7	1	3	14
12	Singleton	18	0-3	0-0	4	0	0	0
20	Morgan	19	0-2	0-0	3	1	5	0
04	Jespersion	20	3-7	2-2	6	1	0	10
11	Washpun	22	0-1	2-4	0	3	5	2
14	Buss	26	5-13	0-0	0	0	2	11
22	Knar	1	0-0	0-0	0	0	0	0
24	Martino	1	0-0	0-0	0	0	0	0
25	Koch	1	0-1	0-0	1	0	0	0
33	Lohaus	10	1-3	0-0	0	0	0	3
Totals		200	18-46	11-13	25	9	20	53

Louisville (66)

##	PLAYER	MIN	FG-A	FT-A	REB	A	PF	TP
00	Rozier	39	8-13	8-9	5	7	2	25
02	Snider	35	4-9	0-1	4	1	3	10
12	Mathiang	23	1-4	0-0	2	0	4	2
24	Harrell	36	5-11	4-5	6	1	1	14
25	Blackshear	35	3-7	2-2	6	1	3	10
01	Gill	2	0-0	0-0	0	0	0	0
04	Avare	1	0-0	0-0	0	0	0	0
10	Johnson	6	1-2	1-2	4	0	0	3
14	Mahmoud	2	0-0	2-2	0	0	1	2
21	Aaron	5	0-1	0-0	0	0	0	0
23	Levitich	3	0-0	0-0	0	0	0	0
32	Onuaku	13	0-1	0-0	1	0	2	0
Totals		200	22-48	17-21	30	11	16	66



Nate Buss



March 18, 2016
NCAA First Round
Oklahoma City, Okla.
#11 UNI 75, #6 Texas 72

UNI (75)									
##	PLAYER	MIN	FG-A	FT-A	REB	A	PF	TP	
04	Jesperson	33	4-8	2-2	3	0	1	14	
05	Bohannon	39	3-11	3-4	5	0	2	10	
11	Washpun	32	5-9	7-11	4	3	4	17	
20	Morgan	36	5-7	4-4	3	2	4	16	
25	B. Koch	15	0-1	5-6	1	0	1	5	
02	Carlson	24	4-5	2-2	3	2	3	11	
03	Friedman	1	0-0	0-0	0	0	0	0	
33	Lohaus	20	0-2	2-3	6	0	3	2	
Totals		200	21-43	25-32	30	7	18	75	

Texas (72)									
##	PLAYER	MIN	FG-A	FT-A	REB	A	PF	TP	
01	Taylor	37	5-11	9-11	4	6	3	22	
02	Holland	23	3-5	0-0	6	1	3	7	
03	Felix	33	5-14	0-0	4	1	4	12	
21	Lammert	36	2-6	3-4	5	2	2	7	
44	Ibeh	20	0-2	1-2	2	0	4	1	
00	Mack	2	0-1	0-0	1	0	0	0	
05	Yancy	5	1-1	0-0	0	0	0	2	
10	Davis Jr.	24	5-8	0-0	3	0	1	13	
12	Roach Jr.	12	3-6	0-0	3	0	4	6	
32	Cleare	3	0-1	0-0	0	0	1	0	
55	Ridley	5	1-1	0-1	0	0	2	2	
Totals		200	25-56	13-18	32	10	24	72	

March 20, 2016
NCAA Second Round
Oklahoma City, Okla.
#3 Texas A&M 92, #11 UNI 88 (2OT)

UNI (88)									
##	PLAYER	MIN	FG-A	FT-A	REB	A	PF	TP	
04	Jesperson	28	3-8	2-2	0	1	5	11	
05	Bohannon	38	1-3	1-2	6	0	4	4	
11	Washpun	40	2-11	5-6	6	10	5	9	
20	Morgan	49	10-20	12-14	12	2	3	36	
25	B. Koch	20	3-6	2-2	3	1	3	8	
02	Carlson	39	7-14	0-1	4	2	3	17	
03	Friedman	2	0-0	0-0	0	0	0	0	
22	Knar	1	0-0	0-0	0	0	0	0	
33	Lohaus	33	1-7	0-0	3	0	4	3	
Totals		250	27-69	22-27	39	16	27	88	

Texas A&M (92)									
##	PLAYER	MIN	FG-A	FT-A	REB	A	PF	TP	
11	Collins	27	2-6	0-0	0	1	3	6	
12	Jones	38	5-14	5-8	9	0	5	16	
21	Caruso	43	10-16	3-5	9	3	4	25	
23	House	46	6-17	8-9	8	0	4	22	
34	Davis	17	5-7	0-2	7	2	2	10	
01	Hogg	16	0-3	1-2	2	0	1	1	
03	Gilder	38	3-5	5-6	4	2	2	11	
10	Trocha-Morelos	19	0-3	1-2	3	0	1	1	
42	Miller	6	0-0	0-0	2	0	1	0	
Totals		250	31-71	23-34	50	8	23	92	



Jeremy Morgan

Paul Jespersen



Paul Jespersen

Klint Carlson



SINGLE-GAME RECORDS**UNI – Individuals**

Points: 36, Jeremy Morgan vs. Texas A&M, 3/20/16
 Field Goals, Made: 12, Jason Reese vs. Minnesota, 3/18/90
 Field Goals, Att.: 20, Jeremy Morgan vs. Texas A&M, 3/20/16
 3-Point Field Goals, Made: 5, John Little vs. Georgetown, 3/17/06; Ali Farokhmanesh vs. UNLV, 3/18/10
 3-Point Field Goals, Att.: 11, Troy Muilenberg vs. Minnesota, 3/18/90
 Free Throws, Made: 12, Jeremy Morgan vs. Texas A&M, 3/20/16
 Free Throw, Att.: 14, Jeremy Morgan vs. Texas A&M, 3/20/16
 Free Throw, Percentage: 1.000 (7-7), Adam Koch vs. UNLV, 3/18/10
 Rebounds: 15, Jason Reese vs. Missouri, 3/16/90
 Assists: 10, Wes Washpun vs. Texas A&M, 3/20/16
 Turnovers: 5, Adam Koch vs. Purdue, 3/19/09; Kwadzo Ahelegbe vs. Michigan State, 3/26/10
 Steals: 4, Klint Carlson vs. Texas A&M, 3/20/16
 Blocks: 3, Grant Stout vs. Georgetown, 3/17/06

UNI – Team

Points: 88 vs. Texas A&M, 3/20/16
 Field Goals, Made: 29 vs. Minnesota, 3/18/90
 Field Goals, Att.: 69 vs. Texas A&M, 3/20/16
 Field Goal Percentage: .500 (25-50) vs. Missouri, 3/16/90
 3-Point Field Goals, Made: 12 vs. Texas A&M, 3/20/16
 3-Point Field Goals, Att.: 34 vs. Texas A&M, 3/20/16
 3-Point Field Goal Percentage: .563 (9-16) vs. Missouri, 3/16/90
 Free Throws, Made: 25 vs. Texas, 3/18/16
 Free Throws, Att.: 34 vs. Texas A&M, 3/20/16
 Free Throw Percentage: .889 (16-18) vs. Wyoming, 3/20/15
 Rebounds: 39 vs. Texas A&M, 3/20/16
 Assists: 20 vs. Minnesota, 3/18/90
 Turnovers: 16 vs. UNLV, 3/18/10
 Steals: 9, three times (last vs. Texas A&M, 3/20/16)
 Blocks: 3, six times (last vs. Texas A&M, 3/20/16)

Opponent – Individual

Points: 36, Willie Burton, Minnesota, 3/18/90
 Field Goals, Made: 13, Willie Burton, Minnesota, 3/18/90
 Field Goals, Att.: 17, three times
 3-Point Field Goals, Made: 5, Sharif Chambliss, Wisconsin, 3/18/05; Charles Hankerson Jr., Wyoming, 3/20/15
 3-Point Field Goals, Att.: 10, Sharif Chambliss, Wisconsin, 3/18/05
 Free Throws, Made: 9, Nathan Buntin, Missouri, 3/16/90; Willie Burton, Minnesota, 3/18/90; Isaiah Taylor, Texas, 3/18/16
 Free Throws, Att.: 12, Willie Burton, Minnesota, 3/18/90
 Free Throw Percentage: 1.000 (9-9), Nathan Buntin, Missouri 3/16/90
 Rebounds: 12, Doug Smith, Missouri, 3/16/90; Willie Burton, Minnesota, 3/18/90
 Assists: 9, Melvin Newbern, Minnesota, 3/18/90
 Turnovers: 5, Sherron Collins, Kansas, 3/20/10; Alex Caruso, Texas A&M, 3/20/16
 Steals: 4, Anthony Marshall, UNLV, 3/18/10; Korie Lucious, Michigan State, 3/26/10
 Blocks: 3, Prince Ibeh, Texas, 3/18/16

Opponent – Team

Points: 92, Texas A&M, 3/20/16
 Field Goals, Made: 31, Texas A&M, 3/20/16
 Field Goals, Att.: 71, Texas A&M, 3/20/16
 Field Goal Percentage: .508 (30-59), Minnesota, 3/18/90
 3-Point Field Goals, Made: 11, Wisconsin, 3/18/05
 3-Point Field Goals, Att.: 31, Texas A&M, 3/20/16
 3-Point Field Goal Percentage: .455 (5-11), Louisville, 3/22/15
 Free Throws, Made: 23, Texas A&M, 3/20/16
 Free Throws, Att.: 34, Texas A&M, 3/20/16
 Free Throw Percentage: .810 (17-21), Louisville, 3/22/15
 Rebounds: 50, Texas A&M, 3/20/16
 Assists: 18, Minnesota, 3/18/90

Turnovers: 15, Kansas, 3/20/10
 Steals: 9, UNLV, 3/18/10
 Blocks: 4, three times (last Texas, 3/18/16)

SINGLE-GAME CATEGORY LEADERS**UNI INDIVIDUAL****POINTS**

1. 36, Jeremy Morgan vs. Texas A&M, 3/20/16
2. 29, Jason Reese vs. Minnesota, 3/18/90
3. 20, Troy Muilenberg vs. Minnesota, 3/18/90
Ben Jacobson vs. Wisconsin, 3/18/05
5. 18, Jason Reese vs. Missouri, 3/16/90

REBOUNDS

1. 15, Jason Reese vs. Missouri, 3/16/90
2. 12, Jeremy Morgan vs. Texas A&M, 3/20/16
3. 10, Jason Reese vs. Minnesota, 3/18/90
Eric Coleman vs. Wisconsin, 3/18/05
Erik Crawford vs. Wisconsin, 3/18/05
Jordan Eglseder vs. UNLV, 3/18/10

ASSISTS

1. 10, Wes Washpun vs. Texas A&M, 3/20/16
2. 9, Dale Turner vs. Minnesota, 3/18/90
3. 6, Dale Turner vs. Missouri, 3/16/90
Adam Koch vs. Purdue, 3/19/09
5. 5, five times

FIELD GOALS, MADE

1. 12, Jason Reese vs. Minnesota, 3/18/90
2. 10, Jeremy Morgan vs. Texas A&M, 3/20/16
3. 8, Ben Jacobson vs. Wisconsin, 3/18/05
4. 7, Troy Muilenberg vs. Minnesota, 3/18/90
Klint Carlson vs. Texas A&M, 3/20/16

FREE THROWS, MADE

1. 12, Jeremy Morgan vs. Texas A&M, 3/20/16
2. 7, Wes Washpun vs. Texas, 3/18/16
Adam Koch vs. UNLV, 3/18/10
Jake Koch vs. Kansas, 3/20/10
5. 6, Jason Reese vs. Missouri, 3/16/90
Seth Tuttle vs. Louisville, 3/22/15

THREE-POINTERS, MADE

1. 5, John Little vs. Georgetown, 3/17/06
Ali Farokhmanesh vs. UNLV, 3/18/10
3. 4, Troy Muilenberg vs. Minnesota, 3/18/90
Matt Schneiderman vs. Georgia Tech, 3/19/04
Ali Farokhmanesh vs. Kansas, 3/20/10
Paul Jespersen vs. Texas, 3/18/16
Jeremy Morgan vs. Texas A&M, 3/20/16
- 8., five times

STEALS

1. 4, Klint Carlson vs. Texas A&M, 3/20/16
2. 3, Troy Muilenberg vs. Minnesota, 3/18/90
Johnny Moran vs. Purdue, 3/19/09
Marc Sonnen vs. Kansas, 3/20/10
Seth Tuttle vs. Wyoming, 3/20/15
Jeremy Morgan vs. Texas A&M, 3/20/16
7. 2, 11 times

BLOCKS

1. 3, Grant Stout vs. Georgetown, 3/17/06
2. 2, Jake Koch vs. Michigan State, 3/26/10
Wes Washpun vs. Texas, 3/18/16
Jeremy Morgan vs. Texas A&M, 3/20/16
5. 1, 15 times

OPPONENT INDIVIDUAL

POINTS

- 36, Willie Burton, Minnesota, 3/18/90
- 25, Terry Rozier, Louisville, 3/22/15
Alex Caruso, Texas A&M, 3/20/16
- 22, Isaiah Taylor, Texas, 3/18/16
Danuel House, Texas A&M, 3/20/16
- 21, Nathan Buntin, Missouri, 3/16/90

REBOUNDS

- 12, Doug Smith, Missouri, 3/16/90
Willie Burton, Minnesota, 3/18/90
- 11, Mike Wilkinson, Wisconsin, 3/18/05
- 10, Robbie Hummel, Purdue, 3/19/09
Cole Aldrich, Kansas, 3/20/10

ASSISTS

- 9, Melvin Newbern, Minnesota, 3/18/90
- 7, Terry Rozier, Louisville, 3/22/15
- 6, Zach Morley, Wisconsin, 3/18/05
Isaiah Taylor, Texas, 3/18/16
- 5, three times

FIELD GOALS, MADE

- 13, Willie Burton, Minnesota, 3/18/90
- 10, Alex Caruso, Texas A&M, 3/20/16
- 9, Doug Smith, Missouri, 3/16/90
- 8, Terry Rozier, Louisville, 3/22/15
Roy Hibbert, Georgetown, 3/17/06

FREE THROWS, MADE

- 9, Nathan Buntin, Missouri, 3/16/90
Willie Burton, Minnesota, 3/18/90
Isaiah Taylor, Texas, 3/18/16
- 8, E'Twaun Moore, 3/19/09
Terry Rozier, Louisville, 3/22/15
Danuel House, Texas A&M, 3/20/16

THREE-POINTERS, MADE

- 5, Sharif Chambliss, Wisconsin, 3/18/05
Charles Hankerson Jr., Wyoming, 3/20/15
- 4, Durrell Summers, Michigan State, 3/26/10
- 3, five times

STEALS

- 4, Anthony Marshall, UNLV, 3/18/10
Korie Lucious, Michigan State, 3/26/10
- 3, Lewis Jackson, Purdue, 3/19/09
- 2, 11 times

BLOCKS

- 3, Prince Ibeh, Texas, 3/18/16
- 2, Luke Schenscher, Georgia Tech, 3/19/04
Brandon Bowman, Georgetown, 3/17/06
Cole Aldrich, Kansas, 3/20/10
Larry Nance Jr., Wyoming, 3/20/15
Montrezl Harrell, Louisville, 3/22/15
Mangok Mathiang, Louisville, 3/22/15

UNI – TEAM HIGHS

POINTS

- 88 vs. Texas A&M, 3/20/16
- 78 vs. Minnesota, 3/18/90
- 75 vs. Texas, 3/18/16
- 74 vs. Missouri, 3/16/90
- 71 vs. Wyoming, 3/20/15

FIELD GOALS

- 29 vs. Minnesota, 3/18/90
- 27 vs. Texas A&M, 3/20/16
- 25 vs. Missouri, 3/16/90
vs. Texas, 3/18/16
- 23 vs. Wyoming, 3/20/15

FIELD GOAL ATTEMPTS

- 69 vs. Texas A&M, 3/20/16
- 61 vs. Minnesota, 3/18/90
- 55 vs. Kansas, 3/20/10
- 54 vs. Georgia Tech, 3/19/04
vs. Purdue, 3/19/09

FIELD GOAL PERCENTAGE

- .500 (25-50) vs. Missouri, 3/16/90
- .488 (21-43) vs. Texas, 3/18/16
- .475 (29-61) vs. Minnesota, 3/18/90
- .460 (23-50) vs. Wyoming, 3/20/15
- .444 (20-45) vs. UNLV, 3/18/10

3-POINT FIELD GOALS, MADE

- 12 vs. Texas A&M, 3/20/16
- 10 vs. Georgia Tech, 3/19/04
- 9 vs. Missouri, 3/16/90
vs. Minnesota, 3/18/90
vs. UNLV, 3/18/10
vs. Kansas, 3/20/10
vs. Wyoming, 3/20/15

3-POINT FIELD GOALS, ATT.

- 34 vs. Texas A&M, 3/20/16
- 27 vs. Georgia Tech, 3/19/04
- 26 vs. Minnesota, 3/18/90
vs. Georgetown, 3/17/06
vs. Kansas, 3/20/10

3-POINT FG PERCENTAGE

- .563 (9-16) vs. Missouri, 3/16/90
- .500 (9-18) vs. Wyoming, 3/20/15
- .474 (9-19) vs. UNLV, 3/18/10
- .400 (8-20) vs. Texas, 3/18/16
- .370 (10-27) vs. Georgia Tech, 3/19/04

FREE THROWS, MADE

- 25 vs. Texas, 3/18/16
- 22 vs. Texas A&M, 3/20/16
- 20 vs. UNLV, 3/18/10
- 16 vs. Kansas, 3/20/10
vs. Wyoming, 3/20/15

FREE THROW, ATT.

- 32 vs. Texas, 3/18/16
- 27 vs. Texas A&M, 3/20/16
- 24 vs. Missouri, 3/16/90
- 23 vs. UNLV, 3/18/10
- 21 vs. Michigan State, 3/26/10

FREE THROW PERCENTAGE

- .889 (16-18) vs. Wyoming, 3/20/15
- .870 (20-23) vs. UNLV, 3/18/10
- .846 (11-13) vs. Louisville, 3/22/15
- .842 (16-19) vs. Kansas, 3/20/10
- .818 (9-11) vs. Purdue, 3/19/09

REBOUNDS

- 39 vs. Texas A&M, 3/20/16
- 35 vs. Wisconsin, 3/18/15
vs. UNLV, 3/18/10
- 33 vs. Missouri, 3/16/90
vs. Purdue, 3/19/09

ASSISTS

- 20 vs. Minnesota, 3/18/90
- 18 vs. Missouri, 3/16/90
- 16 vs. Texas A&M, 3/20/16
- 15 vs. Georgia Tech, 3/19/04
vs. Purdue, 3/19/09

TURNOVERS

- 16 vs. UNLV, 3/18/10
- 14 vs. Purdue, 3/19/09
- 13 vs. Minnesota, 3/18/90
vs. Texas A&M, 3/20/16
- 12 vs. Missouri, 3/16/90

STEALS

- 9 vs. Kansas, 3/20/10
vs. Wyoming, 3/20/15
vs. Texas A&M, 3/20/16
- 8 vs. Minnesota, 3/18/90
- 7 vs. UNLV, 3/18/10

BLOCKED SHOTS

- 3 vs. Georgetown, 3/17/06
vs. Purdue, 3/19/09
vs. Michigan State, 3/26/10
vs. Texas, 3/18/16
vs. Texas A&M, 3/20/16

OPPONENT TEAM HIGHS

POINTS

- 92, Texas A&M, 3/20/16
- 81, Minnesota, 3/18/90
- 72, Texas, 3/18/16
- 71, Missouri, 3/16/90
- 67, Kansas, 3/20/10

FIELD GOALS

- 31, Texas A&M, 3/20/16
- 30, Minnesota, 3/18/90
- 26, Missouri, 3/16/90
- 25, Georgia Tech, 3/19/04
UNLV, 3/18/10
Texas, 3/18/16

FIELD GOALS, ATTEMPTED

- 71, Texas A&M, 3/20/16
- 61, Missouri, 3/16/90
- 59, Minnesota, 3/18/90
- 58, UNLV, 3/18/10
- 56, Texas, 3/18/16

FIELD GOAL PERCENTAGE

- .508 (30-59), Minnesota, 3/18/90
- .458 (22-48), Louisville, 3/22/15
- .457 (21-46), Wyoming, 3/20/15
- .455 (25-55), Georgia Tech, 3/19/04
- .446 (25-56), Texas, 3/18/16

3-POINT FIELD GOALS, MADE

- 11, Wisconsin, 3/18/05
- 9, UNLV, 3/18/10
Wyoming, 3/20/15
Texas, 3/18/16
- 7, Michigan State, 3/26/10
Texas A&M, 3/20/16



3-POINT FIELD GOAL, ATTEMPTS

1. 31, Texas A&M, 3/20/16
2. 26, Wisconsin, 3/18/05
3. 23, Kansas, 3/20/10
Texas, 3/18/16
5. 22, UNLV, 3/18/10
Wyoming, 3/20/15

3-POINT FIELD GOAL PERCENTAGE

1. .455 (5-11), Louisville, 3/22/15
2. .423 (11-26), Wisconsin, 3/18/05
3. .409 (9-22), UNLV, 3/18/10
.409 (9-22), Wyoming, 3/20/15
5. .400 (4-10), Minnesota, 3/18/90

FREE THROWS, MADE

1. 23, Texas A&M, 3/20/16
2. 17, Minnesota, 3/18/90
Louisville, 3/22/15
4. 16, Purdue, 3/19/09
5. 15, Missouri, 3/16/90

FREE THROWS, ATTEMPTED

1. 34, Texas A&M, 3/20/16
- 26, Minnesota, 3/18/90
- 22, Purdue, 3/19/09
- 21, Louisville, 3/22/15
- 20, Missouri, 3/16/90

FREE THROW PERCENTAGE

1. .810 (17-21), Louisville, 3/22/15
- .750 (15-20), Missouri, 3/16/90
- .750 (9-12), Georgia Tech, 3/19/04
- .737 (14-19), Michigan State, 3/26/10
- .727 (16-22), Purdue, 3/19/09

REBOUNDS

1. 50, Texas A&M, 3/20/16
- 38, Kansas, 3/20/10
- 37, Minnesota, 3/18/90
Georgia Tech, 3/19/04
5. 35, Missouri, 3/16/90

ASSISTS

1. 18, Minnesota, 3/18/90
- 15, Georgetown, 3/17/06
Michigan State, 3/26/10
4. 14, Wisconsin, 3/18/05
Wyoming, 3/20/15

TURNOVERS

1. 15, Kansas, 3/20/10
2. 14, Texas A&M, 3/20/16
3. 12, Minnesota, 3/18/90
Georgia Tech, 3/19/04
Wyoming, 3/20/15

STEALS

1. 9, UNLV, 3/18/10
- 8, Purdue, 3/19/09
Michigan State, 3/26/10
4. 7, Minnesota, 3/18/90
5. 6, Missouri, 3/16/90
Texas A&M, 3/20/16

BLOCKED SHOTS

1. 4, three times (last Texas, 3/18/16)
- 3, 3, five times (last Michigan, State, 3/26/10)

CAREER LEADERS**GAMES PLAYED**

1. 4, Kwadzo Ahelegbe (2009, 2010)
- 4, Matt Bohannon (2015, 2016)
- 4, Jordan Eglseider (2009, 2010)
- 4, Kerwin Dunham (2009, 2010)
- 4, Ali Farokhmanesh (2009, 2010)
- 4, Paul Jespersen (2015, 2016)
- 4, Adam Koch (2009, 2010)
- 4, Wyatt Lohaus (2015, 2016)
- 4, Johnny Moran (2009, 2010)
- 4, Jeremy Morgan (2015, 2016)
- 4, Lucas O'Rear (2009, 2010)
- 4, Wes Washpun (2015, 2016)
13. 3, Clint Carlson (2015, 2016)
- 3, Erik Crawford (2004, 2005, 2006)
- 3, Ben Jacobson (2004, 2005, 2006)
- 3, Anthony James (2010)
- 3, Bennett Koch (2015, 2016)
- 3, Jake Koch (2010)
- 3, John Little (2004, 2005, 2006)
- 3, Brooks McKowen (2004, 2005, 2006)
- 3, Marc Sonnen (2010)

MINUTES PLAYED

1. 123, Ali Farokhmanesh (2009, 2010)
2. 122, Matt Bohannon (2015, 2016)
122, Jeremy Morgan (2015, 2016)
4. 117, Wes Washpun (2015, 2016)
5. 115, Ben Jacobson (2004, 2005, 2006)
6. 111, Kwadzo Ahelegbe (2009, 2010)
7. 109, Paul Jespersen (2015, 2016)
8. 103, Johnny Moran (2009, 2010)
9. 102, Erik Crawford (2004, 2005, 2006)
10. 97, Adam Koch (2009, 2010)
- 3, Grant Stout (2004, 2005, 2006)

POINTS

1. 52, Ali Farokhmanesh (2009, 2010)
52, Jeremy Morgan (2015, 2016)
3. 51, Paul Jespersen (2015, 2016)
4. 47, Jason Reese (1990)
5. 45, Jordan Eglseider (2009, 2010)
6. 43, Ben Jacobson (2004, 2005, 2006)
7. 41, Kwadzo Ahelegbe (2009, 2010)
8. 39, Adam Koch (2009, 2010)
9. 38, Wes Washpun (2015, 2016)
10. 36, Troy Muilenberg (1990)

FIELD GOALS

1. 19, Jordan Eglseider (2009, 2010)
2. 18, Jason Reese (1990)
3. 17, Ali Farokhmanesh (2009, 2010)
4. 16, Ben Jacobson (2004, 2005, 2006)
5. 15, Paul Jespersen (2015, 2016)
15, Jeremy Morgan (2015, 2016)
7. 13, Adam Koch (2009, 2010)
8. 12, Troy Muilenberg (1990)
9. 11, Erik Crawford (2004, 2005, 2006)
11, Kwadzo Ahelegbe (2009, 2010)
11, Wes Washpun (2015, 2016)
11, Clint Carlson (2015, 2016)

3-POINT FIELD GOALS

1. 12, Ali Farokhmanesh (2009, 2010)
12, Paul Jespersen (2015, 2016)
3. 8, Matt Bohannon (2015, 2016)
4. 7, Ben Jacobson (2004, 2005, 2006)
5. 6, Troy Muilenberg (1990)
6, Jeremy Morgan (2015, 2016)
7. 5, Maurice Newby (1990)
5, John Little (2004, 2005, 2006)
5, Johnny Moran (2009, 2010)

10. 4, Dale Turner (1990)
4, Matt Schneiderman (2004)
4, Clint Carlson (2015, 2016)

FREE THROWS

1. 18, Kwadzo Ahelegbe (2009, 2010)
2. 16, Wes Washpun (2015, 2016)
16, Jeremy Morgan (2015, 2016)
4. 13, Jake Koch (2010)
5. 11, Jason Reese (1990)
11, Adam Koch (2009, 2010)
11, Seth Tuttle (2015)
8. 9, Paul Jespersen (2015, 2016)
9. 7, Bennett Koch (2015, 2016)
10. 6, Troy Muilenberg (1990)
6, Ali Farokhmanesh (2009, 2010)

REBOUNDS

1. 25, Jason Reese (1990)
25, Erik Crawford (2004, 2005, 2006)
3. 24, Jordan Eglseider (2009, 2010)
4. 19, Jeremy Morgan (2015, 2016)
5. 17, Grant Stout (2004, 2005, 2006)
17, Adam Koch (2009, 2010)
7. 16, Seth Tuttle (2015)
8. 15, Lucas O'Rear (2009, 2010)
9. 14, Matt Bohannon (2015, 2016)
10. 13, Eric Coleman (2005, 2006)
13, Paul Jespersen (2015, 2016)
13, Wyatt Lohaus (2015, 2016)

ASSISTS

1. 19, Wes Washpun (2015, 2016)
2. 15, Dale Turner (1990)
3. 13, Kwadzo Ahelegbe (2009, 2010)
4. 11, Ben Jacobson (2004, 2005, 2006)
5. 8, Brooks McKowen (2004, 2005, 2006)
8, Adam Koch (2009, 2010)
8, Johnny Moran (2009, 2010)
8. 6, Deon Mitchell (2015)
9. 5, Jonathan Cox (1990)
5, Brad Hill (1990)
5, Ali Farokhmanesh (2009, 2010)
5, Jeremy Morgan (2015, 2016)

STEALS

1. 5, Lucas O'Rear (2009, 2010)
5, Johnny Moran (2009, 2010)
5, Jeremy Morgan (2015, 2016)
4. 4, Brooks McKowen (2004, 2005, 2006)
4, Kerwin Dunham (2009, 2010)
4, Ali Farokhmanesh (2009, 2010)
4, Marc Sonnen (2010)
4, Seth Tuttle (2015)
4, Clint Carlson (2015, 2016)

BLOCKED SHOTS

1. 4, Grant Stout (2004, 2005, 2006)
2. 3, Jordan Eglseider (2009, 2010)
3, Wes Washpun (2015, 2016)
3, Jeremy Morgan (2015, 2016)
5. 2, Adam Koch (2009, 2010)
2, Jake Koch (2009, 2010)



March 15, 2011
CIT First Round
Cedar Falls, Iowa
UNI 84, Rider 50

Rider (50)

##	PLAYER	MIN	FG-A	FT-A	REB	A	PF	TP
02	Ringgold	30	2-6	0-3	3	2	3	4
10	Myles	32	1-10	3-4	5	0	2	5
13	Stewart	22	1-1	0-2	7	0	4	2
15	Robinson	32	4-10	2-2	4	3	1	12
31	Penn	28	6-13	1-2	4	0	3	18
14	Mansell	20	1-5	0-0	3	1	1	3
21	Nd-Ezuma	14	3-4	0-0	2	0	4	6
32	Pereira	22	0-6	0-0	2	1	1	0
Totals		200	18-55	6-13	32	7	19	50

UNI (84)

##	PLAYER	MIN	FG-A	FT-A	REB	A	PF	TP
11	Ahelegbe	26	5-9	2-2	2	7	3	14
13	Moran	24	5-9	0-0	2	0	1	14
20	J. Koch	20	1-2	1-2	6	5	1	4
33	Pehl	20	1-1	0-0	3	0	1	2
52	James	22	6-14	0-0	3	0	3	15
04	Rank	18	3-6	2-2	3	0	1	8
21	Morrison	17	1-1	4-6	1	1	2	7
22	Dunham	31	3-4	0-0	3	0	0	7
23	Sonnen	22	2-5	4-5	9	4	3	9
34	Lange	10	1-1	2-2	3	0	0	4
Totals		200	28-52	15-19	36	17	15	84

March 21, 2011
CIT Quarterfinals
Cedar Falls, Iowa
SMU 57, UNI 50

SMU (57)

##	PLAYER	MIN	FG-A	FT-A	REB	A	PF	TP
01	Mangrum	34	4-8	1-2	3	3	3	11
12	Samarrippas	29	2-4	1-2	2	1	1	2
5								
22	Walker	30	1-4	4-4	2	2	2	7
24	Nyakundi	25	4-8	0-0	1	2	3	11
42	Dia	38	6-11	5-7	21	1	3	17
00	Clinkscales	10	0-0	0-0	0	2	0	0
02	Haynes	11	1-1	1-4	1	1	2	3
13	Patsevich	10	1-2	0-0	0	0	0	3
30	Harp	13	0-0	0-0	0	0	0	0
Totals		200	19-38	12-19	33	12	17	57

UNI (50)

##	PLAYER	MIN	FG-A	FT-A	REB	A	PF	TP
11	Ahelegbe	33	6-16	4-4	4	1	2	18
13	Moran	34	2-8	0-0	2	1	2	5
20	J. Koch	27	3-7	3-3	2	0	2	11
33	Pehl	7	1-1	2-2	0	0	2	4
52	James	30	1-6	4-5	6	2	3	6
04	Rank	13	1-2	2-2	2	0	2	4
21	Morrison	2	0-1	0-0	0	0	2	0
22	Dunham	22	0-3	0-0	1	0	2	0
23	Sonnen	29	0-7	2-4	6	3	2	2
34	Lange	3	0-0	0-0	1	0	0	0
Totals		200	14-51	17-20	30	7	19	50



March 14, 2012
NIT First Round
Philadelphia, Pa.
UNI 67, Saint Joseph's 65

UNI (67)

##	PLAYER	MIN	FG-A	FT-A	REB	A	PF	TP
01	Mitchell	22	4-12	2-2	3	1	0	10
10	Tuttle	26	7-13	9-10	11	0	3	23
13	Moran	31	0-4	0-0	2	3	2	0
20	J. Koch	25	2-8	0-1	4	2	1	4
23	Sonnen	31	5-10	3-4	4	0	1	15
04	Rank	22	2-8	0-0	5	1	1	5
21	Morrison	8	2-3	0-0	3	0	2	4
24	Martino	1	0-0	0-0	0	0	0	0
33	Pehl	7	1-1	0-0	0	0	2	2
52	James	27	1-5	2-3	2	4	3	4
Totals		200	24-64	16-20	41	11	15	67

Saint Joseph's (65)

##	PLAYER	MIN	FG-A	FT-A	REB	A	PF	TP
01	Aiken	28	6-7	2-2	5	1	1	16
10	Galloway	37	2-8	1-2	1	1	5	5
11	Quarles	18	0-4	0-0	3	1	1	0
21	Kanacevic	26	4-7	1-2	12	3	4	9
35	Jones	38	8-17	4-8	1	4	1	24
13	Roberts	31	2-6	5-8	5	1	2	9
24	Wilson	20	1-3	0-0	5	1	1	2
32	Ndao	2	0-0	0-0	1	0	0	0
Totals		200	23-52	13-22	34	12	15	65

March 18, 2012
NIT Second Round
Philadelphia, Pa.
Drexel 65, UNI 63

UNI (63)

##	PLAYER	MIN	FG-A	FT-A	REB	A	PF	TP
01	Mitchell	22	2-5	0-0	1	1	2	5
10	Tuttle	28	4-4	1-3	8	0	1	9
13	Moran	33	6-14	2-2	8	1	1	19
20	J. Koch	21	1-3	3-4	2	4	5	5
23	Sonnen	29	3-8	0-0	2	2	5	8
04	Rank	19	2-4	0-0	2	0	1	5
21	Morrison	8	1-1	0-0	1	0	0	3
33	Pehl	12	1-2	1-2	1	0	2	3
52	James	28	2-7	2-2	5	3	1	6
Totals		200	22-48	9-13	32	11	18	63

Drexel (65)

##	PLAYER	MIN	FG-A	FT-A	REB	A	PF	TP
04	Massenat	35	3-9	4-8	1	3	4	11
14	Lee	13	0-2	2-2	3	2	0	2
32	Thomas	36	2-7	0-0	3	2	3	6
44	McCoy	28	1-4	0-0	5	1	1	2
45	Givens	33	11-13	6-9	5	3	4	28
02	Younger	4	0-0	0-0	0	2	0	0
03	Fouch	30	6-9	0-0	3	1	0	16
35	Ruffin	21	0-0	0-0	0	1	3	0
Totals		200	23-44	12-19	24	15	15	65

March 19, 2013
CIT First Round
Cedar Falls, Iowa
UNI 77, North Dakota 66

North Dakota (66)

##	PLAYER	MIN	FG-A	FT-A	REB	A	PF	TP
00	Anderson	34	1-8	6-6	6	3	2	8
05	Huff	34	7-12	7-10	2	0	2	22
10	Benton	6	0-1	0-0	0	0	1	0
11	Webb	32	5-10	1-1	4	4	3	11
22	Wilmer	20	0-1	1-2	2	0	5	1
03	Antwi	15	3-5	0-0	4	0	0	8
12	Allard	10	1-3	0-0	2	1	3	2
24	Brekke	12	1-4	0-1	4	0	3	2
32	Schuler	24	2-7	2-2	1	0	3	8
33	Archer	12	2-3	0-0	2	1	2	4
40	Stockdale	1	0-0	0-0	0	0	0	1
Totals		200	22-54	17-22	34	9	24	66

UNI (77)

##	PLAYER	MIN	FG-A	FT-A	REB	A	PF	TP
01	Mitchell	29	3-6	1-4	2	4	0	7
10	Tuttle	25	6-8	7-9	5	3	2	19
20	J. Koch	18	1-4	0-1	7	2	5	3
23	Sonnen	36	7-12	0-0	3	1	3	19
52	James	32	8-13	5-6	6	1	1	24
04	Rank	21	0-3	2-2	3	2	0	2
05	Bohannon	21	1-2	0-1	2	0	4	2
12	Singleton	6	0-0	0-0	2	0	1	0
14	Buss	8	0-3	0-0	0	0	1	0
24	Martino	0+	0-0	0-0	0	0	0	0
33	Pehl	4	0-0	1-2	0	0	0	1
Totals		200	26-51	16-25	31	13	17	77

March 23, 2013
CIT Second Round
Cedar Falls, Iowa
UNI 63, UIC 51

UIC (51)

##	PLAYER	MIN	FG-A	FT-A	REB	A	PF	TP
01	Barnes	37	4-8	1-1	6	2	3	10
04	Talton	39	2-12	0-0	5	4	3	6
10	Brown	25	2-5	2-2	2	2	1	6
13	Humes	36	4-7	0-0	7	1	3	8
34	Crittler	29	4-6	4-7	9	0	4	12
02	Snider	0+	0-0	0-0	0	0	0	0
03	Miller	4	0-0	0-0	0	0	0	0
20	Kelley	15	2-3	0-0	2	1	0	6
23	Parker	0+	0-0	0-0	0	0	0	0
40	Wiegand	7	1-3	0-0	0	0	2	3
44	Simonton	8	0-0	0-0	0	0	2	0
Totals		200	19-44	7-10	34	10	18	51

UNI (77)

##	PLAYER	MIN	FG-A	FT-A	REB	A	PF	TP
01	Mitchell	30	3-8	1-2	2	2	1	8
10	Tuttle	20	4-10	6-7	5	0	1	15
20	J. Koch	29	3-10	4-6	8	6	3	11
23	Sonnen	34	2-7	0-0	0	0	4	5
52	James	32	5-10	5-6	1	2	1	17
04	Rank	19	2-3	0-0	3	0	0	5
05	Bohannon	18	0-1	0-0	1	0	1	0
12	Singleton	6	0-0	0-0	0	0	1	0
14	Buss	4	0-2	0-0	2	0	0	0
24	Martino	0+	0-0	0-0	0	0	0	0
33	Pehl	8	1-3	0-0	1	0	0	2
Totals		200	20-54	16-21	29	10	12	63



March 26, 2013
CIT Quarterfinal
Cedar Falls, Iowa
UNI 90, Bradley 77

Bradley (77)

##	PLAYER	MIN	FG-A	FT-A	REB	A	PF	TP
04	Eastman	31	2-6	0-0	0	3	1	4
20	Pickett	34	5-11	6-6	9	0	1	16
21	Egolf	26	7-10	1-1	4	0	3	17
25	Lemon Jr.	36	7-16	1-1	7	6	2	19
32	Simms-Edwards	34	3-9	2-2	2	0	2	
11								
00	Bell	13	1-4	0-0	2	2	2	2
05	Crawford	6	1-2	0-0	1	1	0	3
14	Knezevic	2	0-0	0-0	1	0	0	0
23	Shayok	3	0-1	0-0	0	0	2	0
44	Prosser	13	1-4	2-2	2	0	2	4
52	Wells	2	0-0	1-2	0	0	0	1
Totals		200	27-63	13-14	33	12	15	77

UNI (90)

##	PLAYER	MIN	FG-A	FT-A	REB	A	PF	TP
01	Mitchell	35	4-5	1-3	3	8	1	10
10	Tuttle	31	7-12	5-7	9	3	1	19
20	J. Koch	32	6-8	2-2	5	2	1	14
23	Sonnen	28	5-7	0-0	3	0	4	13
52	James	34	7-15	2-2	4	1	2	21
04	Rank	11	0-0	0-0	1	0	1	0
05	Bohannon	12	2-4	0-0	0	0	1	6
12	Singleton	9	2-2	2-2	1	0	1	7
14	Buss	3	0-2	0-0	0	0	0	0
24	Martino	2	0-1	0-0	0	0	1	0
33	Pehl	3	0-0	0-0	1	0	0	0
Totals		200	33-56	12-16	29	14	13	90

March 30, 2013
CIT Semifinal
Cedar Falls, Iowa
Weber St. 59, UNI 56

Weber St. (59)

##	PLAYER	MIN	FG-A	FT-A	REB	A	PF	TP
04	Bamforth	34	5-9	0-0	4	1	1	14
05	Richardson	29	1-7	2-2	1	2	0	
5								
13	Otis	33	5-8	3-4	11	2	2	13
15	Berry	35	4-15	5-7	7	3	3	15
44	Tresnak	21	4-4	0-1	4	1	5	8
00	Wheelwright	19	0-5	0-0	3	3	2	
0								
21	Bolomboy	9	1-2	0-0	2	0	1	2
25	Fulton	1	0-1	0-0	0	0	1	0
32	Williams	3	0-0	0-0	0	0	0	0
45	Hajek	16	1-2	0-0	5	0	1	2
Totals		200	21-53	10-14	41	12	16	59

UNI (56)

##	PLAYER	MIN	FG-A	FT-A	REB	A	PF	TP
01	Mitchell	37	5-11	1-1	2	2	1	11
10	Tuttle	33	7-13	2-4	10	2	2	16
20	J. Koch	32	1-10	5-8	5	3	1	7
23	Sonnen	35	4-10	1-1	4	1	3	10
52	James	34	2-7	0-0	3	1	2	4
04	Rank	14	3-5	0-0	1	0	2	8
05	Bohannon	8	0-1	0-0	2	0	1	0
12	Singleton	5	0-0	0-0	1	0	0	0
33	Pehl	2	0-1	0-0	1	0	0	0
Totals		200	22-58	9-14	32	9	12	56



UNI Postseason Records

Individual

Points

36, Jeremy Morgan vs. Texas A&M,
March 20, 2016 (NCAA)

Field Goals

13, Duane Josephson vs. SE Missouri,
March 11, 1964 (NCAA)

Field Goal Percentage (min. 5 att.)

.889, David Gruber vs. Evansville, March
1, 2002 (8-9) (MVC)

Free Throws

12, Kwadzo Ahelegbe vs. Wichita St.,
March 7, 2010 (MVC); Jeremy Morgan vs.
Texas A&M, March 20, 2016 (NCAA)

Free Throw Attempts

14, Ronald Jessen vs. Evansville,
March 11, 1964 (NCAA)
14, Kwadzo Ahelegbe vs. Wichita St.,
March 7, 2010 (MVC)
14, Jeremy Morgan vs. Texas A&M,
March 20, 2016 (NCAA)

Free Throws, No Misses

9-9, Kwadzo Ahelegbe vs. Bradley,
March 7, 2009 (MVC)

Rebounds

17, Seth Tuttle vs. Southern Illinois,
March 7, 2014 (MVC)

Team

Points

93 vs. Southeast Missouri, March 11,
1964 (NCAA)

Opponent

92, Texas A&M, March 16, 2016
(NCAA)

Field Goals

35 vs. Southeast Missouri, March 11,
1964 (NCAA)

Opponent

41, North Carolina A&T, March 13,
1964 (NCAA)

Field Goal Attempts

79 vs. North Carolina A&T, March 13,
1964 (NCAA)

Opponent

96, Evansville, March 12, 1964 (NCAA)

Field Goal Percentage

.538 (21-39) vs. Wisconsin-Green Bay,
March 3, 1979 (NCAA); .538 (28-52) vs.
Rider, March 15, 2011 (CIT)

Opponent

.564 (22-39), Illinois St., March 7,
1992 (MVC)

Free Throws

27 vs. Missouri St., March 8, 2004
(MVC)

Opponent

28, Hamline, March 9, 1962 (NCAA)

Free Throw Attempts

38 vs. Missouri St., March 8, 2004
(MVC)

Opponent

37, Hamline, March 9, 1962 (NCAA)

Free Throw Percentage

.870 (20-23) vs. UNLV,
March 18, 2010 (NCAA)

Opponent

.926 (25-27), Creighton, March 2,
2002 (MVC)

Rebounds

49 vs. Hamline, March 9, 1962 (NCAA)

Opponent

70, Evansville, March 12, 1964 (NCAA)



Year	Games	Won	Lost	Own Pct.	Opp. Pts.	Head Coach	Enrollment
1900-01	4	1	3	.000	--	Enola P. Pierce	911
1901-02	3	1	2	1.000	--	George B. Affleck	873
1902-03	2	0	2	.000	--	Thomas Jones	868
1903-04	5	2	3	.400	--	Charles A. Pell	857
1904-05	6	3	3	.500	--	Charles A. Pell	812
1905-06	12	6	6	.500	--	Charles A. Pell	905
1906-07	9	5	4	.556	312	R.F. Seymour	981
1907-08	8	4	4	.500	305	R.F. Seymour	1,013
1908-09	12	5	7	.417	290	R.F. Seymour	995
1909-10	7	4	3	.571	155	Clayton B. Simmons	1,070
1910-11						Clayton B. Simmons	1,108
1911-12	10	2	8	.200	145	H.F. Pasini	1,094
1912-13	10	6	4	.600	--	H.F. Pasini	1,202
1913-14	10	6	4	.600	257	Allen P. Berkstresser	1,297
1914-15	12	4	8	.333	266	Allen P. Berkstresser	1,406
1915-16						Allen P. Berkstresser	1,741
1916-17						Allen P. Berkstresser	1,680
1917-18	10	5	5	.500	244	J.O. Perrine	1,387
1918-19	8	2	6	.250	135	Russel Glaesner	1,125
1919-20	16	7	9	.250	346	Ivan Doseff	1,423
1920-21	12	7	5	.583	260	Ivan Doseff	1,402
1921-22	11	9	2	.818	254	L.L. Mendenhall	1,644
1922-23	11	10	1	.909	301	L.L. Mendenhall	2,130
1923-24	12	8	4	.667	242	L.L. Mendenhall	2,565
1924-25	11	10	1	.909	301	Arthur D. Dickinson	2,648
1925-26	13	10	3	.769	348	Arthur D. Dickinson	2,642
1926-27	13	6	7	.462	313	Arthur D. Dickinson	2,443
1927-28	15	7	8	.467	411	Arthur D. Dickinson	2,304
1928-29	16	12	4	.750	463	Arthur D. Dickinson	2,094
1929-30	15	13	2	.867	435	Arthur D. Dickinson	2,227
1930-31	12	9	3	.750	406	Arthur D. Dickinson	2,169
1931-32	16	10	6	.625	482	Arthur D. Dickinson	2,049
1932-33	13	9	4	.692	430	Melvin Fritzel	1,562
1933-34	13	8	5	.615	376	Arthur D. Dickinson	1,472
1934-35	16	6	10	.375	479	Arthur D. Dickinson	1,543
1935-36	16	6	10	.375	447	Arthur D. Dickinson	1,771
1936-37	12	5	7	.417	345	Arthur D. Dickinson	1,879
1937-38	14	9	5	.648	481	O.M. "Hon" Nordly	1,953
1938-39	17	9	8	.529	634	O.M. "Hon" Nordly	1,926
1939-40	18	11	7	.611	630	O.M. "Hon" Nordly	1,900
1940-41	17	11	6	.647	671	O.M. "Hon" Nordly	1,745
1941-42	19	10	9	.526	750	O.M. "Hon" Nordly	1,502
1942-43	12	3	9	.250	456	O.M. "Hon" Nordly	1,381
1943-44	NO BASKETBALL (War Years)						
1944-45	NO BASKETBALL (War Years)						
1945-46	20	13	7	.650	869	O.M. "Hon" Nordly	1,233
1946-47	20	6	14	.300	888	O.M. "Hon" Nordly	2,475
1947-48#	20	14	6	.700	1,054	O.M. "Hon" Nordly	2,846
1948-49#	22	16	6	.727	1,215	O.M. "Hon" Nordly	3,083
1949-50#	21	16	5	.762	1,340	O.M. "Hon" Nordly	2,949
1950-51##	23	14	9	.609	1,228	O.M. "Hon" Nordly	2,688
1951-52	24	14	10	.583	1,397	O.M. "Hon" Nordly	2,352
1952-53#	25	14	11	.560	1,656	O.M. "Hon" Nordly	2,239
1953-54	21	6	15	.286	1,330	O.M. "Hon" Nordly	2,231
1954-55	22	11	11	.500	1,707	Stanley Hall	2,676
1955-56	19	8	11	.421	1,369	Stanley Hall	3,045
1956-57	22	12	10	.545	1,491	James H. Witham	3,195
1957-58	23	9	14	.391	1,478	James H. Witham	3,210
1958-59	23	11	12	.478	1,655	James H. Witham	3,482
1959-60	23	15	8	.652	1,758	James H. Witham	3,428

Year	Games	Won	Lost	Own Pct.	Opp. Pts.	Head Coach	Enrollment
1960-61	21	16	5	.762	1,636	James H. Witham	3,616
1961-62##	24	19	5	.792	1,908	Norman Stewart	4,070
1962-63	23	15	8	.652	1,741	Norman Stewart	4,567
1963-64#	27	23	4	.853	2,120	Norman Stewart	5,147
1964-65	23	16	7	.696	1,744	Norman Stewart	5,520
1965-66	20	13	7	.650	1,354	Norman Stewart	6,419
1966-67	22	11	11	.500	1,599	Norman Stewart	7,409
1967-68	22	15	7	.682	1,139	Zeke Hogeland	8,213
1968-69##	24	15	9	.625	1,991	Zeke Hogeland	9,058
1969-70	25	13	12	.520	1,795	Zeke Hogeland	9,494
1970-71	26	6	20	.231	2,005	Zeke Hogeland	9,723
1971-72	23	10	13	.435	1,736	Zeke Hogeland	10,546
1972-73	24	11	13	.458	1,795	Zeke Hogeland	9,846
1973-74	26	4	22	.154	1,687	James Berry	9,587
1974-75	26	6	20	.231	1,824	James Berry	8,800
1975-76	26	9	17	.346	1,959	James Berry	9,777
1976-77	27	9	18	.333	1,927	James Berry	10,300
1977-78	27	15	12	.556	1,898	James Berry	10,342
1978-79	29	18	11	.620	2,213	James Berry	10,343
1979-80	25	12	13	.480	1,656	James Berry	10,200
1980-81	27	8	19	.296	1,611	James Berry	11,020
1981-82*	27	12	15	.444	1,649	James Berry	10,954
1982-83	31	13	18	.419	2,010	James Berry	10,954
1983-84	28	18	10	.643	1,932	James Berry	11,204
1984-85	28	12	16	.429	1,821	James Berry	11,200
1985-86	27	8	19	.296	1,907	James Berry	11,500
1986-87	28	13	15	.464	2,028	Eldon Miller	11,500
1987-88	28	10	18	.357	2,172	Eldon Miller	11,500
1988-89	28	19	9	.679	2,382	Eldon Miller	11,500
1989-90	32	23	9	.710	2,493	Eldon Miller	11,500
1990-91	32	13	19	.406	2,170	Eldon Miller	12,600
1991-92	28	10	18	.357	1,815	Eldon Miller	12,200
1992-93	27	12	15	.444	1,655	Eldon Miller	13,163
1993-94	29	16	13	.552	2,174	Eldon Miller	12,800
1994-95	28	8	20	.400	1,902	Eldon Miller	12,800
1995-96	27	14	13	.519	2,083	Eldon Miller	12,800
1996-97	28	16	12	.571	1,996	Eldon Miller	13,000
1997-98	27	10	17	.370	1,869	Eldon Miller	13,100
1998-99	27	9	18	.333	1,903	Sam Weaver	13,221
1999-00	29	14	15	.483	1,798	Sam Weaver	13,750
2000-01	31	7	24	.226	1,865	Sam Weaver	13,800
2001-02	29	14	15	.483	2,056	Greg McDermott	14,200
2002-03	28	11	17	.393	1,830	Greg McDermott	13,926
2003-04**	31	21	10	.677	2,147	Greg McDermott	13,411
2004-05	32	21	11	.656	2,311	Greg McDermott	12,651
2005-06	33	23	10	.697	2,165	Greg McDermott	12,513
2006-07	31	18	13	.581	2,040	Ben Jacobson	12,260
2007-08	32	18	14	.563	1,996	Ben Jacobson	12,609
2008-09***	34	23	11	.676	2,290	Ben Jacobson	12,908
2009-10***	35	30	5	.857	2,216	Ben Jacobson	13,080
2010-11	34	20	14	.588	2,167	Ben Jacobson	13,201
2011-12	34	20	14	.588	2,216	Ben Jacobson	13,168
2012-13	36	21	15	.583	2,400	Ben Jacobson	12,273
2013-14	31	16	15	.516	2,256	Ben Jacobson	12,159
2014-15***	35	31	4	.886	2,281	Ben Jacobson	11,928
2015-16***	36	23	13	.639	2,475	Ben Jacobson	12,043
2,337 1,270 1,106 .543							

North Central Conference Title

Shared North Central Conference Title

* Shared Mid-Continent Conference Title

** Missouri Valley Conference Tournament Title

1905-06
(Incomplete)
Iowa L 9-51

1906-07
(5-4)
Iowa L 16-73
Waterloo West W 36-34
Waterloo East W 48-18
Lennox L 20-33
Leander Clark L 23-27
Leander Clark W 46-31
Coe L 20-39
Waterloo YMCA ... W 37-33
Coe L 28-39
Charles City W 54-34
Coach—R.F. Seymour

1907-08
(4-4)
Grinnell L 23-51
Drake W 53-27
Waterloo YMCA ... W 44-29
Grinnell L 19-55
Kansas Normal L 26-32
Leander Clark W 38-23
Iowa L 29-33
Charles City W 73-25
Coach—R.F. Seymour

1908-09
(5-7)
Ellsworth W 53-26
Waterloo West W 44-22
Grinnell L 19-53
Iowa L 12-42
Grinnell L 5-33
Leander Clark W 32-24
Waterloo YMCA ... W 43-20
Iowa L 9-49
Leander Clark W 34-27
Missouri North L 16-38
Kansas Normal L 8-24
Des Moines YMCA L 14-31
Coach—R.F. Seymour

1909-10
(4-3)
Charles City L 23-26
Waterloo YMCA ... L 11-27
Iowa L 11-34
Kansas Normal W 23-17
Cornell W 34-33
Cornell W 22-10
Waterloo YMCA ... W 31-20
Coach—Clayton B. Simmons

1910-11
(Incomplete)
Charles City L 27-29
Iowa L 17-43
Cornell L 19-37
Coe L 13-19

1911-12
(2-8)
Lennox W 36-11
Coe L 21-24
Leander Clark L 25-32
Charles City L 17-49
Iowa L 8-28
Leander Clark W 19-13
Cornell L 16-50
Cornell L 17-32
Coe L 9-35

Iowa L 16-21
Coach—H.F. Pasini

1912-13
(6-4)
Iowa L 20-24
Iowa W 21-15
Coach—H.F. Pasini

1913-14
(6-4)
Iowa L 20-21
Drake L 12-24
Parsons W 22-14
St. Joseph W 23-21
Upper Iowa L 25-29
Charles City W 43-15
Iowa L 14-27
St. Joseph W 27-13
Drake W 37-12
Charles City W 34-16
Coach—Allen P. Berkstresser

1914-15
(4-8)
Grinnell L 11-46
Iowa L 16-44
Drake L 16-21
Des Moines L 25-41
Wisconsin Normal W 19-12
Upper Iowa W 27-15
Central W 33-8
Kansas Normal L 14-26
Dubuque L 15-17
Wisconsin Normal L 22-36
Dubuque Gorman W 47-16
Beloit L 20-28
Coach—Allen P. Berkstresser

1915-16
(No Record)
Coach—Allen P. Berkstresser

1916-17
(Partial Record)
Iowa St. L 15-22
Iowa L 15-33
Coach—Allen P. Berkstresser

1917-18
(5-5)
Waterloo YMCA ... W 29-13
Cornell L 23-34
Dubuque W 40-17
Grinnell W 20-19
Coe L 33-34
Dubuque W 17-13
Upper Iowa L 29-30
Upper Iowa W 21-13
Coe L 17-20
Creighton L 15-35
Coach—J.O. Perrine

1918-19
(2-6)
Camp Dodge L 23-29
Des Moines W 14-12
Cornell L 23-25
Coe L 13-26
Grinnell L 17-18
Des Moines L 20-31
Coe W 19-16
Upper Iowa L 6-26
Coach—Russell Glaesner

1919-20
(7-9)
Cedar Valley W 15-14
Cornell L 13-22
Iowa St. L 19-28
William Penn W 28-13
Waterloo Legion .. W 32-22
Cornell L 12-34
Iowa Wesleyan W 31-27
Dubuque L 18-36
Parsons W 33-15
Dubuque L 11-47
Lennox L 24-25
Des Moines W 33-16
Lennox L 15-18
Des Moines L 8-16
Simpson L 22-34
Upper Iowa W 32-8
Coach—Ivan Doseff

1920-21
(7-5)
Parsons L 14-24
Iowa Wesleyan L 14-29
Lennox W 24-22
Buena Vista W 32-6
Morningside W 21-14
Des Moines L 14-21
Dubuque L 18-35
Lennox W 23-15
Iowa Wesleyan W 29-5
Upper Iowa W 25-10
Dubuque L 20-34
Buena Vista W 26-11
Coach—Ivan Doseff

1921-22
(9-2)
Luther L 13-17
Luther W 24-18
Simpson W 28-24
Still W 31-14
William Penn W 25-8
Buena Vista W 26-17
Upper Iowa L 18-24
Simpson W 23-18
William Penn W 20-16
Still W 26-21
Upper Iowa W 20-16
Coach—L.L. Mendenhall

1922-23
(10-1)
Cornell W 22-21
Still W 33-16
Luther W 34-16
William Penn W 27-17
Simpson W 15-12
Still W 23-17
Upper Iowa W 28-13
William Penn W 29-17
Simpson W 28-19
Cornell L 23-24
Upper Iowa W 25-13
Coach—L.L. Mendenhall

1923-24
(8-4)
Hamilton W 21-9
Hamilton W 33-20
William Penn W 23-14
William Penn W 26-22
Iowa Wesleyan W 25-8
Parsons W 17-13
Simpson L 10-25
Upper Iowa W 19-14
Iowa Wesleyan L 15-17
Upper Iowa W 31-17
Simpson L 10-22
Parsons L 12-16
Coach—L.L. Mendenhall

1924-25
(10-1)
Ellsworth W 20-18
Dubuque W 26-24
William Penn W 34-16
Upper Iowa W 31-15
Simpson W 27-16
Dubuque W 38-25
Parsons W 28-22
Upper Iowa W 19-7
Simpson L 22-25
Parsons W 27-23
William Penn W 29-17
Coach—A.D. Dickinson

1925-26
(10-3)
Central W 32-22
Iowa Wesleyan W 34-14
William Penn W 33-31
Central W 24-14
William Penn L 18-25
Simpson W 27-24
Upper Iowa W 18-13
Parsons W 20-19
Parsons L 20-31
Iowa Wesleyan W 36-23
Upper Iowa W 37-12
Luther L 14-21
Luther W 35-24
Coach—A.D. Dickinson

1926-27
(6-7)
Cornell L 22-24
Coe L 14-15
Coe W 23-20
Upper Iowa L 16-24
William Penn W 35-22
Central L 22-37
Iowa Wesleyan W 24-19
Parsons L 17-27
William Penn W 34-33
Parsons L 17-27
Iowa Wesleyan W 42-24
Central L 16-44
Upper Iowa W 31-20
Coach—A.D. Dickinson

1927-28
(7-8)
Cornell W 34-31
Luther L 22-25
Upper Iowa L 23-24
Iowa Wesleyan L 20-36
Parsons L 28-39
Luther L 16-19
William Penn W 28-19
Upper Iowa W 32-22
Central W 33-18
Buena Vista W 40-17
Des Moines L 16-23
Parsons L 23-25
William Penn W 42-33
Central W 33-17
Iowa Wesleyan L 21-26
Coach—A.D. Dickinson

1928-29
(12-5)
Cornell L 23-34
Coe L 18-24
Columbia W 26-20
Columbia W 24-22
Luther L 20-21
Dubuque W 33-21
Parsons W 37-29
William Penn W 43-28
Upper Iowa W 38-16
Luther L 21-27
Des Moines W 41-30
West Union W 29-26
Upper Iowa W 25-19
Central W 26-19
William Penn W 34-25
Parsons W 25-16
Iowa St. L 27-29
Coach—A.D. Dickinson

1929-30
(13-2)
Cornell L 20-22
Coe W 21-14
Columbia W 26-22
Parsons W 39-14
William Penn W 23-19
Simpson W 30-28
Upper Iowa W 30-19
Parsons W 27-18
William Penn W 21-17
Luther L 20-28
Upper Iowa W 42-21
Simpson W 34-27
Columbia W 24-19
Dubuque W 43-10
Luther W 35-25
Coach—A.D. Dickinson

1930-31
(9-3)
Coe W 27-17
Dubuque W 47-13
Simpson W 47-17
Luther L 12-25
Parsons W 41-22
Dubuque W 23-16
Columbia L 28-35
Simpson W 35-30
Luther L 17-27
Parsons W 38-24
William Penn W 55-13
Columbia W 36-24
Coach—A.D. Dickinson

1931-32
(10-6)

Oklahoma A&M ... W	29-27
Coe W	29-26
Carleton L	18-31
Hamline L	22-29
Columbia W	32-24
Simpson W	41-24
Luther L	14-25
Central L	19-32
Columbia W	35-18
Luther L	21-34
William Penn W	47-20
Parsons W	33-30
Simpson W	36-24
Parsons W	32-30
William Penn W	37-31
Central L	37-43
Coach—A.D. Dickinson	

1932-33
(9-4)

Coe L	32-34
Iowa St. L	23-29
Hamline W	28-22
Columbia W	49-17
Luther W	32-29
Parsons W	40-37
William Penn W	41-25
Columbia L	40-44
Simpson W	26-22
William Penn L	40-44
Parsons W	27-24
Luther W	30-27
Simpson L	22-26
Coach—Melvin Fritzel	

1933-34
(9-5)

Columbia W	34-17
Grinnell W	34-33
Coe W	27-18
Grinnell L	22-30
Cornell W	34-32
Cornell L	30-35
Coe L	29-31
Columbia L	20-36
Simpson W	29-27
Luther W	35-21
William Penn L	31-38
Luther W	36-24
Simpson W	28-24
William Penn W	42-25
Coach—A.D. Dickinson	

1934-35
(6-10, 1-3 North Central Conference)

Grinnell W	25-24
William Penn L	20-21
Coe L	25-30
Luther W	36-32
Cornell L	25-37
Morningside L	42-49
Grinnell L	24-43
Simpson W	28-25
Luther L	24-29
Morningside W	47-38
Cornell L	37-48
Omaha L	31-45
Simpson W	34-31
Coe L	29-33
William Penn W	29-26
Omaha L	23-42
Coach—A.D. Dickinson	

1935-36
(6-10, 3-8 NCC)

Coe L	15-16
Morningside W	23-22
South Dakota L	28-41
South Dakota St. ... W	32-30
Coe L	21-28
North Dakota L	31-43
Morningside L	30-33
South Dakota W	27-26
South Dakota St. ... L	37-39
North Dakota St. ... L	23-31
North Dakota L	29-52
North Dakota St. ... L	25-35
Omaha W	37-26
Omaha L	21-34
Luther W	29-18
Luther W	39-19
Coach—A.D. Dickinson	

1936-37
(5-7, 3-6 NCC)

Grinnell W	22-18
Coe L	21-22
North Dakota L	23-25
Grinnell L	38-46
South Dakota St. ... W	36-35
Morningside L	22-25
Morningside L	16-32
Omaha W	33-24
North Dakota St. ... L	23-28
Coe W	35-34
South Dakota L	30-34
Omaha W	46-31
Coach—A.D. Dickinson	

1937-38
(9-5, 6-2 NCC)

Iowa St. L	26-30
Washington Univ. W	36-32
Coe W	46-41
Coe W	40-21
Iowa St. L	28-35
Omaha W	33-30
North Dakota L	33-42
North Dakota St. ... W	34-25
South Dakota St. ... W	29-18
South Dakota W	28-22
Omaha W	55-43
Morningside W	29-23
Hamline L	30-33
Morningside L	34-41
Coach—O.M. Nordly	

1938-39
(9-8, 5-3 NCC)

Coe W	36-26
Hamline L	33-35
Western Illinois ... W	51-43
Iowa St. W	38-29
Coe W	39-32
Grinnell L	36-52
Iowa St. L	32-43
North Dakota W	35-23
Morningside L	34-48
Grinnell L	25-29
South Dakota L	38-50
South Dakota St. ... L	41-50
Omaha W	53-24
North Dakota St. ... W	45-43
Omaha W	24-19
Western Illinois ... L	32-58
Morningside W	42-17
Coach—O.M. Nordly	

1939-40
(11-7, 5-3 NCC)

Coe W	40-27
Grinnell W	40-38
Coe W	39-38
Truman St. W	30-28
SW Louisiana W	37-29
Coe L	23-29
Detroit L	28-29
Western Illinois ... L	24-34
South Dakota St. ... W	36-31
South Dakota L	26-39
North Dakota St. ... L	40-44
North Dakota W	32-30
Omaha W	43-32
Grinnell W	33-32
Morningside W	40-33
Truman St. L	40-42
Omaha L	39-48
Morningside W	40-39
Coach—O.M. Nordly	

1940-41
(11-6, 5-3 NCC)

St. Thomas L	24-35
Coe W	49-38
SW Louisiana W	49-24
Wayne St. W	32-29
North Dakota W	49-40
Western Illinois ... L	50-52
South Dakota L	37-45
South Dakota St. ... W	49-36
Omaha L	27-47
Chicago Technical W	20-19
Coe W	40-36
North Dakota St. ... W	61-53
Chicago Technical W	24-22
Morningside W	56-42
Omaha W	27-19
Wayne St. L	36-41
Morningside L	41-48
Coach—O.M. Nordly	

1941-42
(10-9, 5-4 NCC)

St. Thomas L	36-44
Chicago Technical. L	31-34
Milwaukee Technical..... L	33-50
Chicago Technical W	44-33
Morningside L	22-34
Grinnell L	39-47
South Dakota St. ... W	38-37
Western Illinois ... W	40-35
North Dakota St. ... L	33-44
Omaha W	43-35
South Dakota W	48-26
Luther W	48-39
Western Illinois ... W	60-45
North Dakota W	50-38
North Dakota St. ... L	34-38
Omaha W	47-42
Luther L	21-32
Morningside L	35-42
Grinnell W	48-31
Coach—O.M. Nordly	

1942-43
(3-9, 2-6 NCC)

Loras L	35-50
South Dakota St. ... L	27-46
Loras L	36-38
Grinnell W	44-28
Iowa St. L	33-34
North Dakota L	28-32
Augustana W	58-36
South Dakota L	32-35
Morningside L	33-36
South Dakota St. ... L	42-46
Augustana L	38-40
Morningside W	50-42
Coach—O.M. Nordly	

1943-44
No Basketball (War Years)

1944-45
No Basketball (War Years)

1945-46
(13-7)

Grinnell W	96-32
Drake L	33-36
St. Ambrose W	75-32
Northern Illinois ... W	58-38
South Dakota St. ... W	60-28
Simpson W	61-39
South Dakota St. ... L	40-49
Augustana W	53-41
Loras W	48-43
South Dakota W	50-45
Morningside L	47-49
Simpson W	52-44
Augustana W	46-32
St. Ambrose W	45-35
Ottumwa P-F W	46-42
Hamline L	38-51
Ottumwa P-F L	37-71
Loras L	43-56
Montana St. W	58-42
Pepperdine L	22-64
Coach—O.M. Nordly	

1946-47
(6-14, 3-4 NCC)

Ottumwa P-F W	53-40
Hamline L	44-48
Iowa St. L	36-47
St. Ambrose W	47-37
Western Illinois ... L	39-56
Northern Illinois ... L	35-37
Emporia L	36-46
Ottumwa P-F L	48-51
Milwaukee Tech Coll. L	35-44
North Dakota L	42-45
North Dakota St. ... W	49-42
South Dakota St. ... W	60-53
Augustana L	34-35
Western Michigan. L	36-45
Morningside W	46-42
South Dakota St. ... L	48-67
St. Ambrose W	62-44
Western Illinois ... L	42-49
Western Michigan. L	54-63
Augustana L	42-46
Coach—O.M. Nordly	

1947-48
(14-6, 9-1 NCC)

Drake L	49-58
South Dakota W	54-29
North Dakota W	53-39
Simpson W	54-44
Luther W	52-38
Gustavus Adolphus L	48-53
Mankato St. W	68-59
South Dakota St. ... W	69-42
Iowa St. L	47-52
North Dakota St. ... W	49-40
South Dakota W	42-33
Morningside W	71-49
Luther W	69-43
Augustana W	59-37
South Dakota St. ... L	37-41
Luther L	40-48
Augustana W	45-44
Morningside W	41-40
Luther W	58-42
San Jose St. L	58-64
Coach—O.M. Nordly	

1948-49
(16-6, 8-2 NCC)

Upper Iowa W	63-35
South Dakota W	60-46
Nebraska L	52-63
St. Olaf W	49-35
Ithaca W	41-40
Kansas St. L	47-54
Mankato St. W	56-52
St. John's W	69-45
North Dakota W	57-41
South Dakota St. ... W	47-35
Augustana W	42-40
South Dakota St. ... W	54-46
Wis.-River Falls L	53-55
North Dakota St. ... W	71-52
North Dakota L	51-60
Carleton W	60-48
Morningside L	55-57
Loras W	61-52
Augustana W	51-34
Morningside W	62-42
Wisconsin-River Falls W	65-64
Emporia L	49-63
Coach—O.M. Nordly	

1949-50
(16-5, 9-3 NCC)

Central W	70-20
St. Olaf W	70-56
Central W	69-47
Nebraska L	54-60
North Dakota L	63-66
Fresno St. W	64-42
Wis.-LaCrosse W	48-43
Wis.-River Falls W	63-49
South Dakota St. ... W	68-59
South Dakota W	68-43
Morningside W	75-56
North Dakota L	66-70
North Dakota St. ... W	57-48
Loras L	59-64
North Dakota St. ... W	57-45
South Dakota L	44-60
Morningside W	65-53
Augustana W	85-44
Augustana W	62-59
South Dakota St. ... W	67-66
Carleton W	59-43
Coach—O.M. Nordly	

1950-51
(14-9, 9-3 NCC)
Mankato St. W 57-39
Carleton L 48-60
Upper Iowa W 57-43
Wisconsin-LaCrosse L
38-48

North Dakota W 60-51
Nebraska L 55-63
Hastings L 57-58
Hastings L 46-49
Grinnell L 60-63
North Dakota St. .. W 56-54
Augustana W 59-52
South Dakota W 61-48
Morningside W 55-53
Loras W 54-51
North Dakota St. .. W 50-39
Morningside W 71-60
South Dakota L 51-55
South Dakota St. .. W 51-41
South Dakota St. L 42-55
Augustana W 56-39
North Dakota St. .. W 45-40
North Dakota L 57-63
Augustana W 42-38
Coach—O.M. Nordly

1951-52
(14-10, 6-6 NCC)
North Central L 46-57
Nebraska L 44-60
Wartburg W 70-56
Mankato St. W 58-56
St. Thomas W 53-51
North Dakota W 74-53
Coe W 72-49
Luther W 62-060
St. Thomas W 67-51
South Dakota St. .. W 63-53
South Dakota W 51-48
North Dakota L 54-55
North Dakota St. L 57-60
Grinnell L 46-54
St. Ambrose W 73-57
North Dakota St. .. W 39-37
Morningside L 63-93
South Dakota L 51-52
Augustana L 54-58
South Dakota St. .. W 52-50
Augustana W 74-60
Morningside L 57-58
Loras W 69-68
Carleton L 48-53
Coach—O.M. Nordly

1952-53
(14-11, 10-2 NCC)

St. Thomas L 51-83
North Central L 65-83
Mankato St. L 41-77
Wartburg L 66-73
Loras W 66-55
North Dakota W 74-65
Simpson W 74-69
St. Thomas L 57-74
South Dakota W 68-52
Grinnell L 66-69
Carleton L 58-67
North Dakota St. .. W 67-59
South Dakota W 66-60
Morningside W 80-77
South Dakota St. .. W 58-51
Augustana W 67-60
South Dakota St. L 40-66
North Dakota St. .. W 71-65

North Dakota L 73-85
Morningside W 90-72
Augustana W 79-63
Carleton L 62-73
Cornell W 70-57
St. Ambrose W 90-78
Stetson L 57-75
Coach—O.M. Nordly

1953-54
(6-15, 6-6 NCC)

Cornell L 61-65
Wartburg L 62-64
North Dakota L 61-71
Loras L 71-89
St. Thomas L 42-87
St. Thomas L 70-86
Macalester L 54-62
South Dakota W 64-48
North Dakota St. L 61-65
North Dakota W 61-53
North Dakota St. .. W 73-65
South Dakota L 46-61
Morningside L 69-79
Grinnell L 82-84
Augustana W 65-50
South Dakota St. L 63-70
Morningside L 58-66
South Dakota St. .. W 58-54
Augustana W 87-63
Mankato St. L 57-66
Cornell L 65-84
Coach—O.M. Nordly

1954-55
(11-11, 7-5 NCC)

Loras W 100-76
Wartburg W 74-70
Southwest Kansas L 73-82
North Dakota St. L 63-78
North Dakota L 67-71
Augustana W 94-66
Morningside W 78-71
North Dakota St. L 49-66
Cornell L 83-93
South Dakota W 64-61
Cornell L 60-82
Loras L 73-81
North Dakota St. .. W 76-70
South Dakota L 67-68
Morningside L 74-83
South Dakota St. .. W 83-65
South Dakota St. L 70-98
Augustana W 87-86
Grinnell L 85-88
North Dakota W 89-71
Morningside W 103-71
Augustana W 95-57
Coach—Stanley Hall

1955-56
(8-11, 5-7 NCC)

Grinnell W 52-73
Cornell W 75-72
Winona St. W 63-52
North Dakota L 70-75
Wartburg L 75-91
Wisconsin-LaCrosse L
86-102
North Dakota St. L 81-86
North Dakota L 66-87
South Dakota W 81-58
North Dakota St. .. W 76-71
Loras W 79-69
Augustana L 59-72
South Dakota St. L 56-93

Augustana W 81-69
South Dakota St. L 70-88
Morningside W 72-67
South Dakota L 64-73
Cornell L 75-90
Morningside W 88-79
Coach—Stanley Hall

1956-57
(12-10, 5-7 NCC)

Loras L 66-77
Cornell L 59-72
Winona St. L 79-81
North Dakota W 71-48
North Dakota St. .. W 72-54
NW Missouri W 75-62
Luther W 68-64
Wartburg W 91-74
Wisconsin-LaCrosse W
67-65
South Dakota L 60-87
Morningside L 72-78
Wartburg W 62-59
North Dakota St. W 71-65
South Dakota L 52-55
South Dakota St. L 62-70
South Dakota St. L 53-82
Augustana L 67-76
Cornell W 65-60
Augustana W 64-55
Morningside L 51-60
Grinnell W 76-67
North Dakota W 88-78
Coach—James Witham

1957-58
(9-14, 3-9 NCC)

Detroit Tech W 85-68
NW Missouri W 57-52
Washburn L 54-65
Cornell L 61-62
North Dakota St. L 51-70
North Dakota W 61-47
Mankato St. W 65-55
Wartburg W 57-54
Grinnell W 62-52
Loras L 71-73
Cornell L 66-79
South Dakota St. L 67-72
Augustana L 59-60
South Dakota L 50-62
North Dakota St. L 58-65
North Dakota L 56-65
Morningside L 72-90
South Dakota L 70-84
Mankato St. W 62-56
Morningside W 94-55
Wartburg L 56-62
South Dakota St. L 69-83
Augustana W 65-51
Coach—James Witham

1958-59
(11-12, 6-6 NCC)

Truman St. L 53-54
Macalester L 57-70
North Dakota W 67-59
North Dakota St. L 107-109
Cornell W 71-64
Mankato St. W 65-59
Gustavus Adolphus W
85-78
Wartburg L 61-64
North Dakota St. .. W 74-72
Morningside W 72-68
Cornell L 73-74

South Dakota L 58-63
Augustana W 69-52
South Dakota L 57-69
Morningside L 75-80
South Dakota St. L 75-92
Augustana W 70-67
South Dakota St. L 77-99
Wartburg L 73-78
Loras L 68-85
Omaha W 95-73
Hamline W 80-78
North Dakota W 73-71
Coach—James Witham

1959-60
(15-8, 8-4 NCC)

Truman St. L 72-86
Macalester W 65-65
Northern Illinois L 71-81
Illinois St. L 74-87
North Dakota W 78-53
Grinnell W 74-65
Northern Illinois W 76-62
Mankato St. W 69-63
South Dakota L 75-86
South Dakota St. L 72-82
Augustana L 72-76
North Dakota St. .. W 85-62
Morningside W 101-69
South Dakota L 73-77
South Dakota St. .. W 87-79
Omaha W 67-60
North Dakota St. W 90-82
North Dakota W 71-61
Wartburg L 62-69
Morningside W 90-64
Loras W 78-51
Augustana W 73-61
Hamline W 73-64
Coach—James Witham

1960-61
(16-5, 9-3 NCC)

Nebraska L 6878
Macalester W 65-54
Northern Illinois W 75-56
North Dakota St. W 79-58
St. Ambrose W 96-60
Wartburg W 100-53
North Dakota L 63-65
North Dakota St. W 87-81
Loras W 80-53
South Dakota W 71-66
South Dakota St. L 69-77
Morningside W 87-64
South Dakota W 71-69
Morningside W 83-49
South Dakota St. L 81-82
Augustana W 71-59
Mankato St. L 59-81
Winona St. W 86-67
North Dakota W 80-66
Wartburg W 86-64
Coach—James Witham

1961-62
(19-5, 8-4 NCC)

Macalester W 83-57
Winona St. W 64-60
Western Illinois W 78-75
Parsons W 69-66
Illinois St. W 95-76
Cornell W 75-51
South Dakota St. L 67-73
Morningside L 67-72
South Dakota L 87-97

Loras W 84-49
North Dakota St. .. W 73-51
South Dakota W 85-60
Augustana W 92-68
North Dakota St. .. W 71-58
North Dakota W 85-79
Wartburg W 92-67
South Dakota St. .. W 74-66
Augustana L 68-71
Mankato St. W 84-74
Morningside W 98-74
North Dakota W 78-60
Augustana W 81-78
Hamline W 81-68
Nebraska Wesleyan L
77-78
Coach—Norman Stewart

1962-63
(15-8, 8-4 NCC)

Macalester W 76-65
Winona St. W 91-55
Western Illinois W 83-69
Nebraska L 59-78
Bemidji St. W 81-70
Parsons W 89-75
Cornell L 66-82
MacMurray W 80-67
Morningside W 73-68
South Dakota L 66-83
Augustana W 89-61
North Dakota L 71-76
North Dakota St. .. W 68-65
South Dakota W 74-59
Augustana W 68-64
South Dakota St. L 74-83
South Dakota St. L 79-84
Loras L 63-71
Mankato St. L 62-79
Morningside W 79-66
Wartburg W 75-65
North Dakota W 84-69
North Dakota St. .. W 92-77
Coach—Norman Stewart

1963-64
(23-4, 11-1 NCC)

Buena Vista W 80-58
Iowa St. W 59-54
Winona St. W 86-75
Mankato St. W 71-59
North Dakota St. .. W 78-51
North Dakota W 63-62
Wartburg W 85-59
Western Illinois W 73-68
Northern Illinois W 70-59
MacMurray W 75-56
Western Illinois L 65-75
South Dakota St. W 96-74
Morningside W 90-62
North Dakota St. .. W 89-62
South Dakota W 82-74
Northern Illinois W 88-80
Augustana W 89-48
Morningside W 79-63
South Dakota W 96-84
North Dakota W 101-79
South Dakota St. L 51-83
Augustana W 80-75
Washington Univ. W 71-56
Mankato St. W 71-64
SE Missouri St. W 93-85
Evansville L 67-82
North Carolina A&T L 72-91
Coach—Norman Stewart

1964-65

(16-7, 8-4 NCC)

Iowa St.....	W	54-50
Mankato St.....	L	62-64
Macalester.....	W	78-68
Southern Illinois.....	L	48-67
Washington Univ.....	L	71-82
North Dakota.....	L	53-69
Western Illinois.....	W	87-73
Northern Illinois.....	W	83-69
Wartburg.....	W	106-80
South Dakota.....	L	66-77
Morningside.....	L	66-72
Winona St.....	W	104-85
South Dakota St.....	W	76-74
North Dakota St.....	W	82-69
North Dakota St.....	W	69-66
North Dakota.....	L	60-63
Northern Illinois.....	W	68-64
Augustana.....	W	73-69
South Dakota St.....	W	88-79
South Dakota.....	W	93-67
Western Illinois.....	W	80-63
Augustana.....	W	74-71
Morningside.....	W	103-86
Coach—Norman Stewart		

1965-66

(13-7, 9-3 NCC)

Mankato St.....	W	62-56
Southern Illinois.....	L	43-68
Truman St.....	W	74-70
Iowa St.....	L	54-73
North Dakota St.....	L	68-74
North Dakota.....	L	55-86
North Dakota.....	L	29-49
Morningside.....	L	78-54
South Dakota St.....	L	56-67
Wartburg.....	W	84-60
South Dakota.....	W	62-49
Augustana.....	W	69-64
South Dakota St.....	L	56-75
North Dakota St.....	W	88-74
North Dakota.....	W	69-61
South Dakota St.....	W	80-67
South Dakota.....	W	70-57
Morningside.....	W	78-62
Augustana.....	W	86-75
Morningside.....	W	93-56
Coach—Norman Stewart		

1966-67

(11-11, 6-6 NCC)

Iowa St.....	W	78-79
Western Illinois.....	W	85-80
Southern Illinois.....	L	58-93
Bemidji St.....	W	84-67
Mankato St.....	L	62-64
Truman St.....	W	79-61
Western Illinois.....	W	88-69
South Dakota St.....	W	76-64
North Dakota St.....	L	56-64
South Dakota.....	L	73-83
Morningside.....	W	74-71
South Dakota.....	L	64-90
North Dakota.....	L	58-64
North Dakota St.....	W	71-64
Morningside.....	W	74-68
South Dakota.....	W	85-80
South Dakota St.....	L	70-75
Augustana.....	L	60-86
Augustana.....	W	81-53
North Dakota.....	L	64-92
North Dakota St.....	L	69-86
South Dakota St.....	W	90-81
Coach—Norman Stewart		

1967-68

(15-7, 8-4 NCC)

Culver-Stockton ..	W	111-80
Mankato St.....	W	97-67
Iowa St.....	L	73-99
Western Illinois.....	W	87-74
South Dakota.....	W	88-68
North Dakota.....	L	69-90
North Dakota St.....	W	105-86
South Dakota.....	W	71-69
North Dakota St.....	W	74-71
North Dakota.....	L	72-85
Augustana.....	W	119-98
Central Missouri.....	W	89-74
North Dakota St.....	W	91-64
South Dakota.....	L	78-89
Morningside.....	W	94-73
South Dakota St.....	W	102-87
South Dakota St.....	L	78-121
Augustana.....	L	77-79
Western Illinois.....	W	111-79
Central Missouri.....	L	78-79
North Dakota.....	W	94-77
Morningside.....	W	81-88
Coach—Zeke Hogeland		

1968-69

(15-9, 9-3 NCC)

Westmar.....	W	89-61
Gustavus Adolphus	L	67-78
Montana St.....	L	80-82
Montana.....	L	75-85
Upper Iowa.....	W	90-70
South Dakota St.....	L	71-84
Augustana.....	L	68-75
Augustana.....	W	101-84
South Dakota St.....	L	68-80
North Dakota.....	L	72-77
South Dakota St.....	L	73-92
Gustavus Adolphus	W	89-61
Morningside.....	W	81-76
South Dakota.....	W	66-59
Western Illinois.....	W	105-69
North Dakota St.....	W	99-75
Southern Illinois.....	L	55-73
South Dakota.....	W	99-90
North Dakota.....	W	85-60
North Dakota St.....	W	90-85
Mankato St.....	W	80-66
Morningside.....	W	109-63
Augustana.....	W	108-77
North Dakota.....	W	71-60
Coach—Zeke Hogeland		

1969-70

(13-12, 8-6 NCC)

Upper Iowa.....	L	65-76
Buena Vista.....	W	70-59
Central.....	W	65-63
Wartburg.....	L	67-83
South Dakota St.....	L	67-74
South Dakota.....	L	76-80
North Dakota.....	W	99-82
Mankato St.....	W	68-50
South Dakota St.....	L	55-56
North Dakota.....	L	59-65
Wayne St.....	L	67-89
North Dakota St.....	L	72-81
North Dakota.....	L	66-71
Mankato St.....	W	72-63
North Dakota St.....	W	71-67
Western Illinois.....	L	85-100
Loras.....	W	79-76
Morningside.....	W	83-73

Morningside.....	W	74-71
South Dakota.....	L	70-81
Central Missouri.....	W	83-74
Augustana.....	W	69-66
South Dakota St.....	L	72-95
Augustana.....	W	82-67
Mankato St.....	W	59-55
Coach—Zeke Hogeland		

1970-71

(6-20, 4-10 NCC)

Bemidji St.....	L	65-69
Southern Illinois.....	L	81-107
Nebraska.....	L	71-95
Wayne St.....	W	70-66
Western Illinois.....	L	69-82
Washington (St. Louis)W.....	W	74-61
Central Missouri.....	L	62-96
North Dakota St.....	L	75-77
Mankato St.....	L	67-82
North Dakota.....	L	82-85
Mankato St.....	L	78-84
Morningside.....	L	58-73
South Dakota.....	W	100-92
North Dakota St.....	L	85-100
North Dakota.....	L	77-93
Loras.....	L	73-86
Bradley.....	L	71-117
Augustana.....	W	91-82
South Dakota St.....	L	78-96
South Dakota St.....	L	88-106
Augustana.....	W	86-93
North Dakota St.....	L	71-73
North Dakota.....	W	91-74
Morningside.....	W	78-65
South Dakota.....	L	92-108
Mankato St.....	L	72-86
Coach—Zeke Hogeland		

1971-72

(10-13, 8-6 NCC)

Minnesota-Duluth W.....	W	87-82
Eastern Illinois.....	L	56-69
Western Illinois.....	L	91-101
Eastern Illinois.....	L	76-79
Central Missouri.....	W	98-71
South Dakota.....	L	54-82
North Dakota St.....	L	72-80
Mankato St.....	L	79-81
Morningside.....	W	91-60
South Dakota.....	L	74-80
North Dakota St.....	W	69-65
North Dakota.....	L	61-75
Western Illinois.....	L	79-82
Augustana.....	L	75-80
South Dakota St.....	L	72-78
Augustana.....	W	78-65
South Dakota St.....	W	85-81
North Dakota St.....	W	87-75
North Dakota.....	L	61-76
Morningside.....	W	85-74
South Dakota.....	W	89-77
Mankato St.....	W	67-62
Mankato St.....	L	50-62
Coach—Zeke Hogeland		

1972-73

(11-13, 6-8 NCC)

Wayne St.....	W	75-60
Ball St.....	L	82-89
Central Ohio.....	W	92-59
Central Missouri.....	L	94-109
Northern St. (S.D.) ..	L	67-74
Mankato St.....	W	73-59
Augustana.....	W	73-69
Mankato St.....	L	54-59
Augustana.....	W	101-78
South Dakota St.....	L	67-78
Eastern Illinois.....	W	75-66
North Dakota St.....	L	64-76
North Dakota.....	L	63-68
Bemidji St.....	L	68-69
South Dakota.....	L	68-80
Morningside.....	W	90-77
Eastern Illinois.....	L	66-96
Mankato St.....	W	65-61
South Dakota St.....	L	58-89
Augustana.....	L	85-104
North Dakota.....	L	62-74
North Dakota St.....	W	91-81
Morningside.....	W	83-61
South Dakota.....	W	79-77
Coach—Zeke Hogeland		

1973-74

(4-22, 1-13 NCC)

Wis.-Stevens Point.....	L	56-72
Central Missouri.....	L	65-96
Kansas.....	L	60-94
Western Illinois.....	L	60-64
Westmar.....	W	99-66
Nebraska.....	L	55-73
North Dakota.....	L	54-57
Mankato St.....	W	71-70
Augustana.....	L	59-87
Mankato St.....	L	64-73
Augustana.....	L	63-80
South Dakota St.....	L	76-98
North Dakota St.....	L	55-63
North Dakota.....	L	56-65
Eastern Illinois.....	L	51-81
South Dakota.....	L	76-86
Morningside.....	L	64-75
Briar Cliff.....	W	84-67
Mankato St.....	L	64-83
South Dakota St.....	W	68-67
Augustana.....	L	48-60
Western Illinois.....	L	57-101
North Dakota.....	L	61-75
North Dakota St.....	L	65-97
Morningside.....	L	77-82
South Dakota.....	L	79-80
Coach—James Berry		

1974-75

(6-20, 4-10 NCC)

Central Missouri.....	W	91-90
Western Michigan.....	L	72-101
Nebraska-Omaha.....	L	70-80
Western Illinois.....	L	77-85
Eastern Illinois.....	L	50-78
Iowa St.....	L	70-123
Loras.....	L	67-79
Morningside.....	L	63-77
North Dakota.....	L	53-78
South Dakota St.....	L	63-71
Mankato St.....	W	61-58
Augustana.....	L	66-78
South Dakota St.....	L	71-85
North Dakota St.....	L	46-94
North Dakota.....	L	65-67
South Dakota.....	L	88-90

Morningside.....	W	82-65
Briar Cliff.....	L	65-83
Mankato St.....	W	93-92
South Dakota St.....	L	68-86
Augustana.....	L	73-77
Western Illinois.....	W	98-78
North Dakota.....	L	47-68
North Dakota St.....	L	66-77
Morningside.....	W	86-83
South Dakota.....	L	73-76
Coach—James Berry		

1975-76

(9-17, 6-8 NCC)

Dubuque.....	W	88-72
Loras.....	L	70-73
Nebraska-Omaha.....	L	74-76
Western Michigan.....	L	61-91
Milwaukee.....	W	67-66
Augustana.....	W	61-68
South Dakota St.....	L	59-72
Morningside.....	L	73-81
Western Illinois.....	L	73-99
Mankato St.....	L	84-68
Illinois St.....	L	66-102
Augustana.....	W	68-67
South Dakota St.....	L	68-85
North Dakota St.....	L	70-71
North Dakota.....	L	69-88
South Dakota.....	L	79-97
Morningside.....	L	80-86
Mankato St.....	L	66-80
Eastern Illinois.....	L	69-77
South Dakota St.....	W	77-71
Augustana.....	W	73-65
North Dakota.....	L	77-98
North Dakota St.....	L	85-97
Morningside.....	W	95-74
South Dakota.....	W	112-84
Western Illinois.....	W	95-94
Coach—James Berry		

1976-77

(9-18, 3-11 NCC)

Loras.....	W	67-63
Eastern Illinois.....	L	66-72
St. Ambrose.....	W	79-68
Western Illinois.....	W	69-67
Augustana (Ill.).....	L	74-75
Nebraska-Omaha.....	L	68-77
Mankato St.....	L	70-79
South Dakota St.....	W	85-84
Augustana.....	W	78-74
Youngstown St.....	L	46-48
Mankato St.....	L	70-102
Illinois St.....	L	61-74
Augustana.....	L	68-70
South Dakota St.....	L	68-78
North Dakota St.....	L	58-79
North Dakota.....	L	62-65
Nebraska-Omaha.....	W	77-70
South Dakota.....	L	82-87
Morningside.....	W	66-63
Western Illinois.....	L	60-64
Mankato St.....	W	84-72
South Dakota St.....	L	78-87
Augustana.....	L	83-96
North Dakota.....	L	62-66
North Dakota St.....	W	86-80
Morningside.....	L	78-86
South Dakota.....	L	83-85
Coach—James Berry		



1977-78
(15-12, 9-5 NCC)

Loras	W	88-84
Western Michigan. L		60-68
Western Illinois. L		83-99
Missouri-St. Louis W		96-79
Wichita St. L		65-81
North Dakota St. .. W		84-82
Morningside	L	55-61
Augustana	W	71-63
Missouri-St. Louis W		79-63
Nebraska-Omaha.. L		68-70
Augustana (Ill.)	L	77-92
Augustana	L	64-69
South Dakota St. .. W		61-47
Youngstown St. ... W		77-65
North Dakota St. .. W		59-58
North Dakota	L	51-58
South Dakota..... W	67-58 (ot)	
Morningside	W	64-62
Nebraska-Omaha.. L		61-67
South Dakota St ... L		49-56
Augustana	W	65-51
Western Illinois	L	76-81
North Dakota	L	60-71
North Dakota St. .. W		69-63
Morningside	W	83-67
South Dakota..... W		79-67
Illinois St. L		76-82

Coach—James Berry

1978-79
(18-11)

Wis.-Platteville	W	82-77
@ Kansas St.	L	53-82
Cornell	W	90-55
Truman St.	W	84-77
Elmhurst	W	110-71
Augustana (Ill.)	W	79-76
@ South Dakota	L	62-74
Minnesota-Duluth W		88-71
Savannah St.	W	93-81
@ Armstrong St.	L	101-107 (ot)
@ Biscayne	L	72-74 (ot)
(n) Manhattanville. W		48-40
(n) Florida Southern W		85-70
South Dakota	L	74-76
@ Northern Michigan	L	62-71
Eastern Illinois	W	81-72
Western Illinois. ... W		71-63
Akron	W	70-65
Youngstown St. ... W		77-65
@ Truman St.	L	68-77
Northern Michigan W		90-76
Morningside	W	85-63
@ Western Illinois.. L		67-78
@ Eastern Illinois ... L		67-71
@ Saint Louis	W	73-62
Youngstown St. L		61-63
Akron	W	88-70
@ Nebraska-Omaha W		84-72
(n) Wis.-Green Bay. L		50-56
Coach — James Berry		

Coach—James Berry

1979-80
(12-13)

Wis.-LaCrosse	L	72-73 (ot)
@ Kansas St.	L	38-84
@ Iowa	L	46-78
Winona St.	W	79-45
Morningside	W	83-47
@ Cornell	W	68-51
Western Michigan W		78-63
@ Loras	W	68-57
New Orleans	L	66-72 (ot)
@ Centenary	L	64-65

@ Arkansas St.	L	57-71
@ Augustana (Ill.) ..	L	54-71
@ Valparaiso	W	69-55
@ Eastern Illinois ..	L	53-77
@ Western Illinois ..	W	84-71
St. Ambrose	W	96-61
Youngstown St. ...	L	69-72
Northern Michigan ..	L	58-67
SE Louisiana	W	78-68
@ Northern Michigan ..	L	64-71
Western Illinois	W	67-63
Eastern Illinois	L	46-47
@ Illinois St.	L	56-77
@ Youngstown St. ..	W	70-65
St. Francis	W	73-57

Coach—James Berry

1980-81
(8-19)

@ Alabama	L	66-93
@ Kansas St.	L	54-72
Missouri Western ..	L	52-55
@ Iowa St.	L	69-83
Centenary	L	51-67
@ Eastern Kentucky ..	L	53-73
Augustana (Ill.)	W	60-53
@ Portland St.	L	53-75
(n) Montana St.	W	77-70
Arkansas St.	W	63-58
@ Iowa	L	52-86
@ New Orleans	L	55-67
@ SE Louisiana	L	61-64
@ Arkansas St.	L	57-78
ALA-Canada	L	75-101
@ Pan American	L	70-94
@ Valparaiso	L	58-61 (ot)
@ Campbell	W	65-64
UNC-Wilmington ..	L	45-48 (ot)
Loras	W	54-52
@ Centenary	W	70-69
Valparaiso	W	58-54 (2ot)
Illinois St.	L	63-65
Pan American	W	71-69 (ot)
@ UNC-Wilmington ..	L	62-64
@ Western Kentucky ..	L	64-69

Campbell	L	64-65 (ot)
@ Illinois St.	L	44-64

Coach—James Berry

1981-82
(12-15)

@ Kansas St.	L	50-86
Winona St.	W	54-53 (ot)
@ Arkansas St.	L	36-58
Luther.....	W	66-53
@ Iowa.....	L	53-84
@ Wisconsin	L	53-65
@ Drake	L	58-62
Cornell University	W	82-70
Nebraska.....	L	42-53
Eastern Kentucky .	W	69-60
@ Iowa St.	L	65-78
Arkansas St.	W	56-49
@ Wis.-Green Bay....	L	54-64
Chicago St.	W	67-64
Eastern Illinois.....	W	68-63
@ UNC-Wilmington	L	49-63
Valparaiso.....	W	76-70
Western Illinois	W	71-68
Wis.-Green Bay	W	68-61
@ Valparaiso	W	70-65
U.S. International .	W	84-64
UNC-Wilmington ..	L	58-60
@ Illinois St.	L	39-62
@ Eastern Illinois...	L	65-74
Western Kentucky .	L	67-75

@ Notre Dame	L	56-86
@ Western Illinois ..	L	73-92

Coach—James Berry

1982-83

(13-18), 6-5 Summit League)	
Wayne St.	W 69-49
@Wisconsin	L 69-76
@Western Kentucky	L 57-63

St. Francis (Pa.)	L	61-66
Arkansas St.	W	63-58
@ Wis.-Green Bay ..	L	63-73
@ Drake	L	65-73
Bemidji St.	W	102-64
Illinois St.	L	60-66
@ Hawaii	L	57-62 (ot)
Western Illinois	L	55-77
Abilene Christian ..	W	66-56
@ Iowa St.	L	50-73
@ Missouri	L	62-91
@ Kansas St.	L	48-69
Illinois at Chicago ..	W	82-70
Valparaiso	W	77-52
@ Western Illinois ..	L	53-67
@ Eastern Illinois ..	L	61-73
@ Arkansas St.	L	47-53
Wis.-Green Bay ...	W	69-56
Eastern Illinois	W	71-67
Winona St.	W	96-70
@ Valparaiso	W	85-64
Pan American	W	60-51
Beloit	W	63-48
Western Illinois	L	69-77
@ Missouri St.	L	63-72
@ Pan American	L	60-61
Missouri St.	W	66-60
@ Notre Dame	L	51-75

Coach—James Berry

1983-84	
(18-10, 10-4 SL)	
Palmetto AAU (Exh.).....	W
78-56	

Wayne St.	W	88-70
Westmar	W	83-67
Wisconsin	W	60-59
Drake	W	67-55
Georgia	L	58-80
Austin Peay	W	86-71
@ Nebraska	L	64-90
George Williams ..	W	78-55
@ Illinois St.	L	46-67
Kansas St.	W	67-64
@ Iowa St.	L	75-91
@ Missouri	L	65-80
Illinois-Chicago ...	W	81-79
Western Illinois ...	W	59-52
@ Missouri St.	L	45-62
Eastern Illinois	W	65-60
Cleveland St.	W	68-56
@ Illinois-Chicago ..	L	78-90
@ Valparaiso	W	53-47
@ Cleveland St.	W	71-68
Wis.-Green Bay ...	W	54-53
@ Wis.-Green Bay ...	W	67-62
Valparaiso	W	87-71
Winona St.	W	95-69
Missouri St.	W	59-51
@ Western Illinois ..	L	70-83
@ Eastern Illinois ..	L	64-100
Cleveland St.	L	79-93 (ot)

Coach—James Berry

1984-85
(12-16, 6-8 SL)

Brandon (Exh.) W	70-51
South Carolina St.	W	64-61 (ot)
Youngstown St. L	57-70
Illinois Benedictine	W	79-60
@ Kansas St. L	59-72
Aurora College W	85-52
Central Michigan L	50-51
Howard L	52-62
Chicago W	58-41
Missouri L	56-70
Iowa St. L	61-69
@ Eastern Illinois	... L	63-82
@ Missouri St. W	62-57
Winona St. W	69-52
Cleveland St. L	64-66
Valparaiso W	66-53
Illinois-Chicago	... W	74-73
@ Wis.-Green Bay L	62-76
Pan American W	70-68
@ Western Illinois	... L	60-75
@ Pan American	... L	59-83
Eastern Illinois L	82-90
Missouri St. L	54-62
@ Cleveland St. L	63-79
@ Valparaiso W	56-52
@ Illinois-Chicago	... L	73-77
Wis.-Green Bay	... W	79-68
Western Illinois	... W	79-70
@ Eastern Illinois	... L	65-68

Coach — James Berry

Coach—James Berry

1985-86

(8-19, 3-11 SL)

Rockford College..	W	94-55
South Carolina St.	W	82-60
Prairie View A&M	W	82-58
@ Iowa St.	L	60-83
@ Evansville.....	L	65-71
@ Youngstown St..	L	62-64
Elmhurst	W	75-68
@ San Diego	L	69-83
@ Pepperdine.....	L	86-94
St. Francis (Ill.)	L	68-70
Eastern Illinois	L	66-67
Missouri St.	L	65-73
@ Cleveland St.....	L	88-102
@ Valparaiso	W	7170
Illinois-Chicago ..	L	87-92
Wis.-Green Bay ..	W	69-61
@ DePaul	L	53-96
Western Illinois	L	64-83
Winona St.	W	75-55
@ Eastern Illinois ..	L	52-68
@ Missouri St.....	L	69-76
Cleveland St.	L	65-80
Valparaiso	W	75-58
@ Illinois-Chicago..	L	73-90
@ Wis.-Green Bay..	L	52-67
@ Western Illinois..	L	72-74
Cleveland St.	L	68-73

Coach — James Berry

Coach—James Berry

1986-87

(13-15, 7-7 SL)

Yugoslav-Red Star (Exh.)	L	90-93
Md.-Baltimore County	W	72-54
@ Saint Louis	L	62-74
Wis.-Platteville	L	62-72
Coppin St.	W	84-62
@ Iowa St.	L	60-79
@ Drake	L	52-86
Fla. International	W	94-81
Concordia (Neb.)	W	100-78
@ UC-Santa Barbara	L	

71-85

@ San Diego St.	W	68-66
@ Northern Illinois ..	L	72-83
Winona St.	L	69-70
Missouri St.	L	72-80
@ Valparaiso	W	76-73
@ Illinois-Chicago ..	L	68-79
Wis.-Green Bay	L	58-59
Northern Illinois ...	W	99-79
@ Eastern Illinois ..	W	96-66
@ Western Illinois ..	W	63-59
Cleveland St.	W	81-79 (ot)
@ Missouri St.	L	52-75
Valparaiso	W	76-71
Illinois-Chicago ...	W	89-85
@ UW-Green Bay ...	L	62-73
Eastern Illinois	L	55-65
Western Illinois ...	W	67-65
@ Cleveland St.	L	72-81
(n) UW-Green Bay ..	L	69-75

Coach—Eldon Miller

1987-88

(10-18, 4-10 SL)

William Penn	W	90-62
Iowa St.	L	75-80
@ Dayton	L	83-88
Winona St.	W	93-62
(n) Gonzaga	W	71-67
@ Drake	L	77-88
Mankato St.	W	96-76
@ Northern Illinois ..	L	66-85
(n) Louisiana St. ...	W	90-80
(n) Wisconsin	L	56-64
@ Illinois-Chicago ..	L	69-73 (ot)
Morningside	W	90-74
@ Missouri St.	L	67-75
Valparaiso	W	86-80 (2ot)
Evansville	L	73-88
Illinois-Chicago ...	W	88-75
@ Wis.-Green Bay ...	L	51-69
Eastern Illinois	W	126-121 (4ot)
Western Illinois	L	71-73
@ Cleveland St.	L	82-110
Missouri St.	L	78-93
@ Valparaiso	W	81-77
Saint Louis	L	70-91
Wis.-Green Bay ...	L	50-62
@ Eastern Illinois ..	L	66-78
Western Illinois	L	63-66
Cleveland St.	L	81-86 (ot)
Northern Illinois ...	L	83-84

Coach—Eldon Miller

1988-89

(19-9, 8-4 SL)

Augustana	W	104-86
Texas Wesleyan ...	W	100-78
@ Iowa	L	76-95
Jackson St.	W	94-77
Youngstown St. ...	W	109-79
Dayton	W	72-70 (2ot)
@ Fla. International	W	96-83
@ SMU	L	73-90
@ Iowa St.	L	80-88
@ Stephen F. Austin	W	80-71
Wartburg	W	82-66
@ Eastern Illinois ..	W	105-98
@ Missouri St.	L	78-93
Northern Illinois ...	W	94-71
Cleveland St.	W	99-98 (ot)
Valparaiso	W	88-71
@ Illinois-Chicago ..	W	84-79
@ Wis.-Green Bay ..	L	64-70
Western Illinois ...	W	87-84
Drake	W	87-72



Eastern Illinois..... W 83-79
Missouri St. W 91-81
@Cleveland St..... L 83-121
@Valparaiso L 70-79
Illinois-Chicago W 96-85
Wis.-Green Bay L 65-68
@Western Illinois. W 73-67
(n) Illinois-Chicago L 69-90
Coach—Eldon Miller

1989-90
(23-9, 6-6 SL)

Missouri Western. W 99-84
@Drake W 71-63 (ot)
NW Missouri St. W 110-82
Northern Illinois... W 63-59
@Sam Houston St.W..... 92-79
@Iowa St. L 80-92
@Nevada W 99-88
(n) Georgetown..... L 49-83
Iowa W 77-74
Stephen F. Austin W ... 120-96
Sam Houston St. W 100-77
@Northern Illinois.W 63-62
@Western Illinois.. L 61-64
@Eastern Illinois.. W 67-65
Wis.-Green Bay L 58-59
Illinois-Chicago ... W 75-47
@Valparaiso W 89-80
@Cleveland St..... W 77-75
Missouri St. L 72-82
Eastern Illinois..... W 68-54
Chicago St. W 96-81
@Wis.-Green Bay.. L 50-64
@Illinois-Chicago.. L 60-63
Valparaiso..... W 90-62
Cleveland St. W 78-76
@Missouri St..... L 86-94 (2ot)
Illinois-Chicago W 99-94 (3ot)
Missouri St. W 63-61
Wis.-Green Bay W 53-45
(n)Missouri W 74-71
(n)Minnesota L 78-81
Coach—Eldon Miller

1990-91
(13-19, 8-8 SL)

(n) Old Dominion.. L 61-63
(n) Bucknell..... L 57-71
@American (P.R.).. L 75-93
@Missouri St..... L 58-67
Nevada..... W 76-75 (ot)
@Iowa L 68-72
Morningside L 85-86
Iowa St. W 68-62
@Wyoming L 65-99
Detroit L 79-81
Eastern Illinois..... W 63-62
Wis.-Oshkosh W 86-64
Northern Illinois... L 64-75
Wis.-Green Bay L 58-59
@Cleveland St..... L 58-67
@Akron L 56-67
@Detroit L 53-62
Valparaiso..... W 64-55
@Illinois-Chicago.. L 59-61 (ot)
@Western Illinois W 73-59
@Northern Illinois.L 51-77
@Wis.-Green Bay.. L 67-72
Drake..... W 83-67
Cleveland St. L 72-91
Akron W 68-54
@Eastern Illinois.. W 73-71
Illinois-Chicago ... W 86-74
@Valparaiso W 53-50
Western Illinois... W 77-58

@Saint Louis L 72-83
(n) Cleveland St.... W79-75 (ot)
(n) Northern Illinois. L 63-76 (ot)
Coach—Eldon Miller

1991-92
(10-18, 6-12 Missouri Valley
Conference – 7th)

@SW Louisiana..... W 78-77
Winona St..... W 77-53
@Iowa St. L 66-84
Iowa L 85-108
SW Louisiana..... W 76-71
Wyoming L 55-60
@UTEP L 56-90
(n) Clemson L 60-63
@Tulsa W 83-68
@Drake W 56-51
Illinois St. L 66-73
Tulsa L 54-70
@Missouri St..... L 48-73
@Wichita St..... L 60-65
@Bradley L 53-70
Southern Illinois... W 80-69
@Creighton L 54-57
Indiana St. L 54-65
Saint Louis..... W 76-66
Wichita St. W 78-65
Drake..... W 96-84
Bradley L 52-54
@Illinois St. L 60-72
Missouri St. L 47-58
Creighton..... W 76-56
@Indiana St..... L 50-55
@Southern Illinois.L 61-70
(n)Illinois St..... L 58-70
Coach—Eldon Miller

1992-93
(12-15, 8-10 MVC – 6th)

Buffalo W 96-66
Iowa St. L 67-74
@Iowa..... L 44-64
Cal-St. Fullerton L 55-66
Nebraska-Omaha. W 61-51
@St. Bonaventure L 63-74
Eastern Kentucky .W 76-73
@Tulsa W 75-66
@Southern Illinois L 69-88
@Eastern KentuckyW 61-59
Tulsa L 61-66
Wichita St. W74-72 (ot)
@Indiana St..... L 59-69
@Missouri St..... L 49-72
Creighton..... W 60-58
Indiana St. W 59-52
Drake L 59-69
Illinois St. L 49-69
@Wichita St..... L 47-63
Bradley..... W 81-76
Southern Illinois... W 54-51
@Creighton L 54-59
@Drake W64-62 (ot)
Missouri St. W 54-52
@Bradley L 46-72
@Illinois St. L 59-71
(n)Drake L 59-63
Coach—Eldon Miller

1993-94
(16-13, 10-8 MVC – 5th)

Morningside W 69-67
@Iowa St. L 66-79
Iowa L 76-81
Drake..... W 71-54

@Illinois St. L 61-74
@Long Island W 71-57
@Cal St.-Fullerton.. W 71-57
@Nebraska..... L 63-70
@Creighton W 64-63
@Tulsa..... L 62-75
St. Bonaventure L 70-74
@Wichita St..... L 71-77
Chicago St. W ... 102-80
Creighton..... W 78-60
@Missouri St..... W 70-58
Wichita St. W 74-58
Indiana St. W 84-71
@Southern Illinois L 68-89
Illinois St. W 82-79
Bradley..... W 92-72
@Drake..... W ... 102-79
Tulsa L 63-69
@Indiana St..... L 73-82
Southern Illinois... L 94-97
@Bradley L 54-68
Missouri St. W 86-76
(n)Illinois St. W 84-70
(n)Tulsa W 79-73
(n)Southern IllinoisL 74-77
Coach—Eldon Miller

1994-95
(8-20, 4-14 MVC – T9th)

(n)New Orleans L 81-90 (ot)
(n)Niagara..... W 75-72
(n)Illinois St. L 70-80
@USC L 61-69
@Loyola-Chicago W 68-61
@Iowa..... L 48-80
Wartburg W 63-53
(n)Wichita St..... L 61-66
Long Island..... W 97-80
(n)Nebraska L 88-95 (ot)
(n)Bradley L 63-84
@Tulsa L 53-85
(n)Drake L 67-78
@Creighton L 59-64
Illinois St. W 78-69
@Indiana St..... L 64-81
@Evansville..... L 50-73
Iowa St. L 62-81
@Missouri St..... L 62-65
@Wichita St..... L 59-58
Indiana St. W 77-76
Southern Illinois... L 65-66
Missouri St. L 75-79
Creighton..... W 65-50
@Bradley L 69-94
@Illinois St. L 76-91
@Drake L 71-82
Tulsa L 75-90
Coach—Eldon Miller

1995-96
(14-13, 8-10 MVC – T7th)

Southern Utah..... W 77-64
@Central Florida.. W 95-78
Iowa L 73-78
@Nebraska W 109-104
Loyola-Chicago W 82-72
Central Florida..... W 76-71
Bethune-CookmanW 79-61
@Missouri St..... L 87-95
Bradley..... L 51-60
@Southern IllinoisW 66-64
@Southern Utah... L 70-81
@Evansville..... L 64-77
Drake..... W 82-76
Southern Illinois... W 91-65
@Indiana St..... L 67-78

Tulsa L 79-89
Indiana St. W 87-72
Evansville W 91-82
@Illinois St. L 80-97
@Bradley..... L 71-73
Missouri St. L 64-67 (ot)
@Creighton W 58-57 (ot)
Wichita St. L 68-80
Creighton..... W 87-73
@Drake W 83-66
@Tulsa..... L 88-95
(n)Illinois St. L 58-64
Coach—Eldon Miller

1996-97
(16-12, 11-7 MVC – T4th)

Wis.-Green Bay W 68-51
Oral Roberts W 61-55
@Creighton L 46-62
@Iowa L 63-72
@Texas-El Paso L 78-87 (ot)
(n)Texas A&M W 82-70
@UMKC W 84-59
Creighton..... W 59-56
@Oral Roberts..... L 72-74
@Illinois St..... W77-71 (ot)
@Indiana St..... L 77-91
@Missouri St..... W 79-72
Southern Illinois... W 79-77
Bradley..... L 61-67
Illinois St. W93-88 (ot)
@Drake W 81-68
@Evansville..... L 54-57
Wichita St. W 58-56
Missouri St. L 70-80
Indiana St. W 75-66
Evansville W 75-63
Nebraska..... L 69-77
@Southern IllinoisW 92-81
@Bradley..... L 61-77
Drake..... W 76-55
@Wichita St..... L 68-81
(n)Evansville..... W 73-65
(n)Illinois St. L 65-69
Coach—Eldon Miller

1997-98
(10-17, 4-14 MVC – 9th)

@Iowa St. W 54-48
@Chicago St..... W 99-56
UMKC W 79-61
@Wis.-Green Bay.. L 57-64
Iowa W 84-78
Tennessee St..... W 68-66
Chicago St. W ... 101-64
Creighton..... L 75-83
@Southern Miss... L 49-74
@Southern Illinois L 75-79
@Wichita St..... L 59-61
Drake..... W 74-60
Bradley..... W 64-49
@Evansville..... L 65-71
@Indiana St..... L 66-76 (ot)
Wichita St. L 57-67
Missouri St. L 59-61
Evansville W 78-71
@Bradley..... L 66-78
@Illinois St. L 77-88
Southern Illinois... L 89-91
@Missouri St..... L 62-84
@Drake W 68-55
@Creighton L 62-74
Indiana St. L 45-65
Illinois St. L 65-85
(n)Southern IllinoisL 72-91
Coach—Eldon Miller

1998-99
(9-18, 6-12 MVC – T8th)
@Bowling Green... L 68-70
@Iowa..... L 67-83
@Tennessee St. ... W74-70 (ot)
@Miami (Fla.)..... L 69-78
Iowa St. W 61-57
@Indiana St..... L 58-71
@Wis.-Green Bay ... L 55-61
Wright St. W 78-70
Southern Miss..... L 63-70
Missouri St. L 66-81
@Bradley L 57-61
@Evansville..... L 84-96
@Illinois St. W 69-59
Evansville L 66-74
Southern Illinois... W 80-58
@Missouri St..... L 75-83
@Drake L 72-78
@Wichita St..... W 79-76
Creighton..... L 81-95
Bradley..... L 73-76 (ot)
Indiana St. L 67-72
@Creighton L 60-77
Wichita St. W 87-82
Illinois St. W 78-66
@Southern Illinois L 61-66
Drake W 63-57
(n)Wichita St..... L 72-74 (ot)
Coach—Sam Weaver

1999-00
(14-15, 7-11 MVC – 7th)
(n)Alabama..... W 74-73
(n)Air Force..... W 70-60
UMKC W 70-60
Tennessee St..... W 68-60
Wis.-Green Bay W 48-47
@Wright St..... W 61-35
Iowa L 59-67
Bowling Green W83-75 (ot)
@Iowa St. L 41-73
@Texas-Pan American... L 68-74
Creighton..... W 77-75
@Missouri St..... L 62-72
@Drake L 54-58
Bradley..... W 50-46
Illinois St. W 58-56
Evansville L 71-74
@Wichita St..... W 66-54
@Creighton L 73-77 (ot)
@Illinois St. L 56-60
Southern Illinois... W 72-58
@Bradley L 39-80
Indiana St. L 61-67
Missouri St. L 64-74
@Southern Illinois L 46-51
@Indiana St..... L 55-66
@Evansville..... L 58-67
Drake..... W 56-54
Wichita St. W 81-68
(n)Drake L 57-58
Coach – Sam Weaver

2000-01

(7-24, 3-15 MVC – 10th)

@ Montana.....	L.....	58-72
Iowa St.....	L.....	55-69
Texas-Pan American.....	W.....	73-70
Jackson St.....	W.....	54-49
@ Iowa.....	L.....	42-74
@ Central Michigan.....	L.....	66-74
(n) Alabama.....	L.....	56-64
@ American (P.R.).....	W.....	72-70
(n) Youngstown St.....	L.....	76-79(2ot)
(n) Youngstown St.....	L.....	46-54
(n) Samford.....	L.....	68-75
@ Southern Illinois.....	L.....	59-72
@ Indiana St.....	L.....	57-69
@ Wichita St.....	L.....	48-66
Evansville.....	L76-77 (ot)	
@ Creighton.....	L.....	56-80
Bradley.....	L.....	71-84
@ Drake.....	L.....	63-65
Wichita St.....	W.....	62-50
Missouri St.....	L.....	53-64
@ Bradley.....	L.....	47-58
@ Illinois St.....	L.....	52-64
Indiana St.....	W.....	67-60
Drake.....	W71-65(ot)	
@ Missouri St.....	L.....	67-76
Southern Illinois.....	L.....	65-76
Creighton.....	L.....	50-69
Illinois St.....	L.....	66-69
@ Evansville.....	L.....	54-60
(n) Drake.....	W.....	59-53
(n) Bradley.....	L.....	56-59

Coach – Sam Weaver

2001-02

(14-15, 8-10 MVC – 7th)

(n) San Diego St.....	L.....	57-71
(n) William & Mary.....	W.....	76-55
Montana.....	W.....	87-67
@ Wis.-Green Bay.....	W.....	83-79
Texas-Pan American.....	W.....	74-66
@ UMKC.....	L.....	64-79
Iowa.....	W.....	78-76
@ Bradley.....	W.....	67-61
@ Butler.....	L.....	65-77
@ Iowa St.....	L.....	69-88
Drake.....	W.....	71-56
Creighton.....	W85-79(ot)	
@ Indiana St.....	W.....	71-70
@ Southern Illinois.....	L.....	58-83
Missouri St.....	L.....	78-80
@ Drake.....	W.....	77-71
Indiana St.....	L.....	65-71
Southern Illinois.....	W.....	69-64
@ Illinois St.....	L.....	55-70
Bradley.....	W.....	81-67
@ Evansville.....	L.....	77-83
@ Creighton.....	L.....	56-83
Wichita St.....	W83-75(ot)	
@ Missouri St.....	L.....	62-68
Evansville.....	L.....	65-67
Illinois St.....	L.....	66-71
@ Wichita St.....	L.....	74-86
(n) Evansville.....	W.....	78-75
(n) Creighton.....	L.....	65-80

Coach – Greg McDermott

2002-03

(11-17, 7-11 MVC – 7th)

@ Montana.....	W.....	77-71
Wayne St. (Neb.).....	W.....	71-40
@ Siena.....	L.....	58-69
Creighton.....	L.....	52-65
@ Iowa.....	L.....	54-63
@ Utah.....	L.....	53-75
@ Chicago St.....	L.....	63-67
Wis.-Green Bay.....	W.....	81-67
Iowa St.....	L.....	64-71
@ Wichita St.....	L.....	55-79
Illinois St.....	W.....	66-64
@ Drake.....	L.....	73-75
Indiana St.....	W.....	74-61
@ Bradley.....	L.....	56-71
Southern Illinois.....	L78-88 (ot)	
Missouri St.....	L.....	53-70
@ Illinois St.....	L.....	71-76
Evansville.....	W.....	63-61
@ #13 Creighton.....	L.....	75-84
Wichita St.....	W.....	80-72
@ Southern Illinois.....	L.....	61-72
@ Evansville.....	L.....	63-83
Bradley.....	W.....	84-80
@ Louisiana Tech.....	W.....	76-71
@ Indiana St.....	W.....	59-39
Drake.....	W.....	59-48
@ Missouri St.....	L.....	51-52
(n) Indiana St.....	L.....	60-61

Coach – Greg McDermott

2003-04

(21-10, 12-6 MVC – T2nd)

Chicago St.....	W.....	83-59
Butler.....	L.....	54-56
@ Iowa St.....	L.....	76-79
Louisiana Tech.....	W.....	75-72
Furman.....	L.....	55-64
#24 Iowa.....	W.....	77-66
Minn.-Crookston.....	W.....	80-58
@ Illinois St.....	W.....	64-61
Siena.....	W.....	82-70
Evansville.....	W.....	80-67
@ Wichita St.....	L.....	65-82
@ Missouri St.....	L.....	60-62
#20 Creighton.....	W.....	82-73
Drake.....	W.....	76-56
@ Evansville.....	W.....	67-53
Bradley.....	W.....	78-71
Illinois St.....	L.....	60-68
@ Southern Illinois.....	L.....	53-63
@ Creighton.....	L.....	47-58
Indiana St.....	W.....	68-64
Missouri St.....	W.....	64-59
@ Bradley.....	L.....	64-72
Wichita St.....	W.....	85-80
@ UW-Green Bay.....	W.....	82-75
@ Drake.....	W84-79(ot)	
@ Indiana St.....	W.....	48-47
#15 Southern Illinois.....	W.....	68-52
(n) Illinois St.....	W.....	68-54
(n) Wichita St.....	W.....	64-56
(n) Missouri St.....	W.....	79-74 (2ot)
(n) Georgia Tech.....	L.....	60-65

2004-05

(21-11, 11-7 MVC – T3rd)

Wayne St. (Neb.).....	W.....	84-66
@ Cincinnati.....	L.....	70-76 (2ot)
Iowa St.....	W.....	99-82
@ Loyola-Chicago.....	W.....	80-73
@ #17 Iowa.....	L.....	73-76
@ UMKC.....	W.....	81-58
UW-Green Bay.....	W.....	76-65
Wagner.....	W.....	86-56
Longwood.....	W.....	84-63
(n) Valparaiso.....	W.....	67-49
(n) Northwestern St.....	W.....	69-62
Illinois St.....	W.....	75-55
@ Evansville.....	L.....	73-92
@ Indiana St.....	W.....	64-48
Missouri St.....	W.....	68-63
Creighton.....	L.....	66-67
@ Missouri St.....	W.....	62-53
@ Bradley.....	L.....	65-71
Wichita St.....	L.....	57-65
Indiana St.....	W.....	69-61
@ Drake.....	L.....	72-81
Evansville.....	W.....	79-61
Southern Illinois.....	W.....	67-61
@ Creighton.....	L.....	82-83
@ Illinois St.....	W.....	65-64
Drake.....	W.....	61-60
Western Michigan.....	W.....	86-75
@ Southern Illinois.....	L.....	69-76
Bradley.....	W.....	81-72
@ Wichita St.....	L.....	67-66
(n) Missouri St.....	L.....	62-70
(n) Wisconsin.....	L.....	52-57

Coach – Greg McDermott

2005-06

(23-10, 11-7 MVC – T5th)

(n) Western Carolina.....	W.....	68-46
@ Western Michigan.....	W.....	69-63
Upper Iowa.....	W.....	72-47
@ Iowa St.....	L.....	61-68
Loyola-Chicago.....	W.....	72-56
#12 Iowa.....	W67-63(ot)	
UMKC.....	W.....	87-64
Florida A&M.....	W.....	76-53
@ LSU.....	W.....	54-50
(n) Hawaii Pacific.....	W.....	81-47
(n) Dayton.....	W.....	74-67
@ Bradley.....	L.....	60-68(ot)
Evansville.....	W.....	71-60
Illinois St.....	W.....	60-47
@ Wichita St.....	W.....	75-61
@ Missouri St.....	L.....	72-62
Creighton.....	L.....	52-55
@ Illinois St.....	W.....	67-62
Southern Illinois.....	W71-65(ot)	
Drake.....	W.....	91-72
@ Evansville.....	W.....	74-61
@ Drake.....	W.....	51-49
@ Creighton.....	L.....	55-63
Indiana St.....	W.....	83-56
Wichita St.....	W.....	68-56
Missouri St.....	L.....	63-66
@ Indiana St.....	L.....	60-61
#24 Bucknell.....	W.....	65-61(2ot)
Bradley.....	L.....	49-71
@ Southern Illinois.....	L.....	45-46
(n) Missouri St.....	W.....	57-42
(n) Southern Illinois.....	L.....	46-55(ot)
(n) #23 Georgetown.....	L.....	49-54

Coach – Greg McDermott

2006-07

(18-13, 9-9 MVC – 5th)

(n) Nicholls St.....	W.....	68-63
(n) Pepperdine.....	W.....	83-58
@ #17 Washington.....	L.....	61-70
UW-Milwaukee.....	W.....	69-58
South Dakota St.....	W.....	69-56
Iowa St.....	W.....	70-57
@ Bucknell.....	W.....	57-48
@ Iowa.....	W.....	57-55
UMKC.....	W.....	85-53
@ Loyola.....	L.....	67-76
Wartburg.....	W.....	83-61
Bradley.....	W.....	76-65
@ #16 Wichita St.....	W.....	63-59
Evansville.....	W.....	64-61
Southern Illinois.....	W.....	66-61
@ Illinois St.....	L.....	64-67(ot)
Creighton.....	L.....	54-62
@ Missouri St.....	W.....	75-65
Indiana St.....	W.....	74-64
@ Southern Illinois.....	L.....	54-56
@ Drake.....	L.....	61-74
Wichita St.....	L.....	61-67
@ Evansville.....	W.....	79-71
@ Indiana St.....	L.....	46-59
Drake.....	L.....	59-67
Missouri St.....	L.....	58-62
@ Creighton.....	L.....	55-66
@ #11 Nevada.....	L.....	64-79
@ Bradley.....	W.....	79-70
Illinois St.....	W.....	71-66
(n) Bradley.....	L.....	48-51

Coach – Ben Jacobson

2007-08

(18-14, 9-9 MVC – T5th)

Northern Illinois.....	W.....	75-45
Cal Poly.....	W.....	62-55
Massachusetts.....	W.....	75-68
@ UW-Milwaukee.....	W.....	73-66
@ South Dakota St.....	L.....	55-61
@ Iowa St.....	W.....	61-48
Loyola-Chicago.....	W.....	61-50
Iowa.....	L.....	55-62
Wartburg.....	W.....	99-48
@ UMKC.....	W.....	64-60(ot)
Nevada.....	L.....	52-55
@ Bradley.....	W.....	59-46
Evansville.....	W.....	64-51
@ Indiana St.....	L.....	56-74
@ Illinois St.....	L.....	46-51
Bradley.....	L.....	73-75
Creighton.....	L.....	59-68
Missouri St.....	W.....	70-55
@ Wichita St.....	W.....	65-58
@ #22 Drake.....	L.....	54-58
Illinois St.....	W.....	69-61
Southern Illinois.....	W.....	68-63
@ Creighton.....	L.....	50-74
@ Missouri St.....	L.....	54-71
Wichita St.....	W.....	77-75(ot)
#14 Drake.....	L.....	55-65
@ Southern Illinois.....	L.....	47-67
Illinois-Chicago.....	L.....	58-70
Indiana St.....	W.....	73-58
@ Evansville.....	W.....	71-68
(n) Southern Illinois.....	L.....	54-49
(n) Illinois St.....	L.....	42-56

Coach – Ben Jacobson

2008-09

(23-11, 14-4 MVC – T1st)

Denver.....	W.....	61-56
@ Illinois-Chicago.....	L.....	77-84
Texas Southern.....	W.....	74-67
Chicago St.....	W.....	81-70
(n) #15 Marquette.....	L.....	43-73
(n) Auburn.....	W.....	67-61
Iowa St.....	L.....	66-71(ot)
North Dakota.....	W.....	69-49
@ Iowa.....	L.....	46-65
(n) Wyoming.....	L.....	65-74
South Dakota St.....	W.....	72-55
Indiana St.....	L.....	84-85(2ot)
@ Southern Illinois.....	W.....	59-51
Wichita St.....	W.....	78-54
@ Creighton.....	W.....	69-66
Missouri St.....	W.....	78-64
@ Evansville.....	W.....	58-47
@ Drake.....	W.....	81-59
Bradley.....	W.....	66-61
@ Missouri St.....	W.....	78-69
Illinois St.....	W.....	59-55
@ Indiana St.....	W.....	61-57
@ Bradley.....	W.....	61-58
Creighton.....	L.....	71-77
Southern Illinois.....	W.....	81-55
@ Wichita St.....	L.....	61-69
Drake.....	L.....	46-47
@ Siena.....	L.....	75-81
@ Illinois St.....	W.....	69-67(2ot)
Evansville.....	W.....	69-62
(n) Indiana St.....	W.....	73-69
(n) Bradley.....	W.....	76-62
(n) Illinois St.....	W.....	60-57(ot)
(n) Purdue.....	L.....	56-61

Coach – Ben Jacobson

2009-10

(30-5, 15-3 MVC – 1st)

@ Denver.....	W.....	71-65
(n) DePaul.....	L.....	52-60
(n) East Carolina.....	W.....	74-68
(n) Boston College.....	W.....	81-69
Northern Illinois.....	W.....	52-45
@ Iowa St.....	W.....	63-60
Iowa.....	W.....	67-50
Siena.....	W.....	82-65
at North Dakota.....	W.....	64-41
Wyoming.....	W.....	72-54
@ Creighton.....	W.....	60-52
Evansville.....	W.....	65-46
Missouri St.....	W.....	84-76
@ Southern Illinois.....	W.....	61-49
@ Illinois St.....	W.....	59-44
Bradley.....	W.....	52-50
Indiana St.....	W.....	62-40
@ Wichita St.....	L.....	51-60
@ Indiana St.....	W.....	67-58
Drake.....	W.....	67-51
@ Missouri St.....	W.....	55-54
Wichita St.....	W.....	59-56
Southern Illinois.....	W.....	55-52
@ Drake.....	W.....	57-48
@ Bradley.....	L.....	59-68
Creighton.....	W.....	70-52
Old Dominion.....	W.....	71-62
@ Evansville.....	L.....	54-55
Illinois St.....	W.....	61-55
(n) Drake.....	W.....	55-40
(n) Bradley.....	W.....	57-40
(n) Wichita St.....	W.....	67-52
(n) UNLV.....	W.....	69-66
(n) #1 Kansas.....	W.....	69-67
(n) #13 Michigan St.....	L.....	52-59

Coach – Ben Jacobson



2010-11

(20-14, 10-8 MVC – T4th)

@#10 Syracuse L46-68
Coe W84-45
@Milwaukee L63-65
North Dakota W65-52
Iowa W60-54
@TCU W64-60
@Iowa L39-51
Morehead St. W69-53
South Carolina St. W66-52
SIU Edwardsville W68-47
(n) Indiana W67-61
(n) New Mexico W66-60
Missouri St. L57-58
@Southern Illinois L55-57
Evansville W65-53
@Indiana St. L45-70
Bradley W83-77
@Illinois St. W46-44
Southern Illinois W72-52
@Wichita St. W77-74
Drake W69-49
Creighton W71-66
@Missouri St. W60-59
Illinois St. W53-51
@Drake L69-72
@Evansville L62-70
Wichita St. L55-73
@Bradley W80-70
George Mason L71-77
Indiana St. L74-76
@Creighton L55-63
(n) Creighton L57-60
Rider (CIT) W84-50
SMU (CIT) L50-57

Coach – Ben Jacobson

2011-12

(20-14, 9-9 MVC – T3rd)

@Old Dominion W63-46
@Saint Mary's L41-57
Northern Colorado W78-69
Western Carolina W59-39
(n) Rice W64-60
(n) Providence W79-62
@Iowa St. W69-62
Colorado St. W83-77
Iowa W80-60
Milwaukee W67-51
Loras W84-48
Ohio L59-76
@Illinois St. L61-65
Evansville L65-76
Indiana St. W65-48
@Drake W83-68
@Creighton L60-63
Missouri St. W61-60
@Bradley L67-78
Wichita St. L68-71
Drake W66-52
@Indiana St. L54-59
@Missouri St. L51-63
Southern Illinois W58-49
#23 Creighton W65-62
@Wichita St. L57-82
Illinois St. W78-63
@Evansville L62-63
@VCU L68-77
Bradley W64-55
@Southern Illinois W65-61
(n) Illinois St. L42-54
@St. Joseph's (NIT) W67-65
@Drexel (NIT) L63-65

Coach – Ben Jacobson

2012-13

(21-15, 11-7 MVC – 3rd)

Wartburg W103-50
Toledo W84-81(OT)
North Dakota W72-47
(n) #2 Louisville L46-51
(n) Stanford L50-66
(n) #19 Memphis L47-52
Milwaukee W72-61
Northern Colorado W76-59
@George Mason W82-77(OT)
(n) Iowa L73-80
@#21 UNLV L59-73
Saint Mary's W82-75
@Wichita St. L41-66
Indiana St. L61-65
@Illinois St. W70-60
Evansville L59-62
Bradley W84-53
@#12 Creighton L68-79
Drake W85-55
Southern Illinois W58-45
@Indiana St. L58-59
@Evansville L51-54(OT)
#15 Wichita St. W57-52
Missouri St. W48-37
@Bradley W68-65
Creighton W61-54
@Drake W71-64
@Missouri St. W69-63
Denver L57-63
@Southern Illinois L57-63
Illinois St. W80-72
(n) Illinois St. L65-73
North Dakota (CIT) W77-66
UIC (CIT) W63-51
Bradley (CIT) W90-77
Weber St. (CIT) L56-59

Coach – Ben Jacobson

2013-14

(16-15, 10-8 MVC – 3rd)

@Ohio L64-75
Coe W86-52
@George Mason L70-76
(n)Loyola Marymount W90-81
(n)Maryland L66-80
(n)La Salle W65-50
@Milwaukee L72-83
(n)#17 Iowa St. L82-91(OT)
Savannah St. W55-50
VCU W77-68
at Virginia L43-57
Iona W90-78
Bradley W80-46
@#8 Wichita St. L53-67
@Evansville W80-53
Drake W76-66
@Southern Illinois L66-68
Missouri St. W94-89
@Bradley L65-69
@Loyola L87-93(OT)
Evansville W95-81
Indiana St. L81-87
@Illinois St. L65-76
#4 Wichita St. L73-82
Loyola W80-58
@Missouri St. W60-58
@Drake L67-70
Illinois St. W72-59
Southern Illinois W73-54
at Indiana St. W71-69
(n)Southern Illinois L58-63

Coach – Ben Jacobson

2014-15

(31-4, 16-2 MVC – 2nd)

North Dakota W64-52
@Stephen F. Austin W79-77(ot)
Morgan State W73-53
North Florida W66-49
(n) Virginia Tech W73-54
(n) Northwestern W61-42
Richmond W55-50
George Mason W71-65 (ot)
@Denver W65-55
@VCU L87-93(2ot)
(n) Iowa W56-44
South Dakota St. W74-63
@Evansville L49-52
Loyola W67-58
Southern Illinois W55-39
@Drake W64-40
@Bradley W63-52
Missouri St. W60-46
Indiana St. W66-60
@Illinois St. W54-53
@Southern Illinois W59-52
#12 Wichita St. W70-54
@Indiana St. W61-51
Drake W69-53
Illinois St. W83-64
@Missouri St. W68-57
@Loyola W58-39
Bradley W56-39
Evansville W68-57
@#11 Wichita St. L60-74
(n) Bradley W71-46
(n) Loyola W63-49
(n) Illinois St. W69-60
(n) Wyoming W71-54
(n) #17 Louisville L53-66

Coach – Ben Jacobson

2015-16

(23-13, 11-7 MVC – 4th)

Colorado State L84-78
Stephen F. Austin W70-60
#1 North Carolina W71-67
Dubuque W83-63
@ North Dakota W97-51
North Texas W93-70
@ Richmond L82-67
@ George Mason W73-65
@ New Mexico L76-57
(n) #5 Iowa State W81-79
@ Hawaii L68-52
(n) Washington St. W63-59
(n) BYU L84-76
Bradley W80-44
@Southern Illinois L75-73
@Missouri State L59-58
Drake W77-44
@Indiana State L74-60
Loyola L51-41
Wichita State L74-55
@Illinois State L76-67
@Bradley W68-50
Southern Illinois W67-58
Evansville W57-54
@ Drake W82-66
Missouri State W83-69
@ Wichita State W53-50
@ Loyola L59-56
Illinois State W75-66
Indiana State W66-44
@Evansville W54-52
(n) Southern Ill. W66-60
(n) #25 Wichita St. W57-52 (ot)
(n) Evansville W56-54
(n) Texas W75-72
(n) #15 Texas A&M L92-88 (2ot)

Coach – Ben Jacobson



Opponent	G	W	L	First Game	Opponent	G	W	L	First Game	Opponent	G	W	L	First Game
Abilene Christian	1	1	0	1982-83	Illinois-Chicago	22	11	11	1982-83	Rockford College	1	1	0	1985-86
Akron	4	3	1	1978-79	Illinois St.	72	33	39	1959-60	Samford	1	0	1	2000-01
Alabama	3	1	2	1980-81	Indiana	1	1	0	2010-11	Sam Houston St.	2	2	0	1989-90
American (P.R.)	2	1	1	1990-91	Indiana St.	52	25	27	1991-92	San Diego	1	0	1	1985-86
Arkansas St.	7	3	4	1979-80	Iona	1	1	0	2013-14	San Diego St.	2	1	1	1986-87
Armstrong St.	1	0	1	1978-79	Iowa	44	10	34	1907-08	San Jose St.	1	0	1	1947-48
Auburn	1	1	0	2008-09	Iowa St.	49	13	36	1916-17	Savannah St.	1	1	0	2013-14
Augustana (Ill.)	4	1	3	1976-77	Iowa Wesleyan	11	7	4	1919-20	St. Ambrose	8	8	0	1945-46
Augustana (S.D.)	76	52	24	1942-43	Ithaca	1	1	0	1948-49	St. Bonaventure	2	0	2	1992-93
Aurora College	1	1	0	1984-85	Jackson St.	2	2	0	1988-89	St. Francis	2	1	1	1979-80
Austin Peay	1	1	0	1983-84	Kansas	2	1	1	1973-74	St. Francis (Pa.)	1	0	1	1982-83
Ball St.	1	0	1	1972-73	Kansas Normal	4	1	3	1907-08	St. John's	1	1	0	1948-49
Beloit	2	1	1	1914-15	Kansas St.	8	1	7	1948-49	St. Joseph's	2	2	0	1913-14
Bemidji St.	5	3	2	1962-63	La Salle	1	1	0	2013-14	St. Joseph's (Pa.)	1	1	0	2011-12
Bethune-Cookman	1	1	0	1995-96	Long Island	2	2	0	1993-94	St. Louis	5	2	3	1978-79
Biscayne	1	0	1	1978-79	Longwood	1	1	0	2004-05	St. Mary's	2	1	1	2011-12
Boston College	1	1	0	2009-10	Loras	28	15	13	1942-43	St. Olaf	2	2	0	1948-49
Bowling Green St.	2	1	1	1998-99	Louisiana St.	2	2	0	1987-88	St. Thomas	8	2	6	1940-41
Bradley	57	29	28	1970-71	Louisiana Tech	2	2	0	2003-04	Siena	4	2	2	2002-03
Brandon	1	1	0	1984-85	Louisville	2	0	2	2012-13	Simpson	26	21	5	1919-20
Briar Cliff	2	1	1	1973-74	Loyola-Chicago	13	9	4	1994-95	SIU Edwardsville	1	1	0	2010-11
Bucknell	3	2	1	1990-91	Loyola Marymount	1	1	0	2013-14	South Carolina St.	3	3	0	1985-86
Buffalo	1	0	1	1992-93	Luther	31	18	13	1921-22	Southeast Missouri St.	1	1	0	1963-64
Buena Vista	5	5	0	1920-21	Macalester	7	5	2	1958-59	South Dakota	77	35	42	1935-36
Butler	2	0	2	2001-02	MacMurray	2	2	0	1962-63	South Dakota St.	83	38	45	1935-36
BYU	1	0	1	2015-16	Manhattanville	1	1	0	1978-79	Southeastern Louisiana	1	1	0	1979-80
UC-Santa Barbara	1	0	1	1986-87	Marquette	1	0	1	2008-09	Southern California	1	0	1	1994-95
Cal Poly	1	1	0	2007-08	Maryland	1	0	1	2013-14	Southern Illinois	60	28	32	1964-65
Cal St. Fullerton	2	1	1	1992-93	Maryland-Baltimore County	1	1	0	1986-87	Southern Methodist	2	0	2	1988-89
Carleton	7	2	5	1931-32	Massachusetts	1	1	0	2007-08	Southern Mississippi	2	0	2	1997-98
Centenary	1	0	1	1979-80	Memphis	1	0	1	2012-13	Southern Utah	2	1	1	1995-96
Central Florida	2	2	0	1995-96	Miami (Fla.)	1	0	1	1998-99	Southwest Louisiana	4	4	0	1939-40
Central (Iowa)	13	9	4	1914-15	Michigan St.	1	0	1	2009-10	Stanford	1	0	1	2012-13
Central Michigan	2	0	2	1984-85	Minnesota	1	0	1	1989-90	Stephen F. Austin	4	4	0	1988-89
Central Missouri	8	4	4	1967-68	Minnesota-Crookston	1	1	0	2003-04	Stetson	1	0	1	1952-53
Central (Ohio)	1	1	0	1972-73	Minnesota-Duluth	2	2	0	1971-72	Syracuse	1	0	1	2010-11
Cincinnati	1	0	1	2004-05	Minnesota St., Mankato	43	26	17	1947-48	TCU	1	1	0	2010-11
Chicago	1	1	0	1984-85	Missouri	4	1	3	1982-83	Tennessee St.	3	3	0	1997-98
Chicago St.	8	7	1	1981-82	Missouri St.	71	30	41	1982-83	Texas	1	1	0	2015-16
Chicago Teachers	4	3	1	1940-41	UMKC	8	7	1	1996-97	Texas A&M	2	1	1	1996-97
Clemson	1	0	1	1991-92	Missouri-St. Louis	2	2	0	1977-78	Texas-El Paso	2	0	2	1991-92
Cleveland St.	19	7	12	1983-84	Missouri Western	2	2	0	1980-81	Texas-Pan American	3	2	1	1999-00
Coe	35	18	17	1906-07	Montana	4	2	2	1968-69	Texas Southern	1	1	0	2008-09
Colorado St.	2	1	1	2011-12	Montana St.	2	1	1	1945-46	Texas Wesleyan	1	1	0	1988-89
Columbia	33	10	23	1909-10	Morehead St.	1	1	0	2010-11	Toledo	1	1	0	2012-13
Concordia (Neb.)	1	1	0	1986-87	Morgan St.	1	1	0	2014-15	Tulsa	11	3	8	1991-92
Coppin St.	1	1	0	1986-87	Morningside	93	57	36	1920-21	UNLV	2	1	1	2009-10
Cornell (Iowa)	35	13	22	1909-10	Nebraska	14	1	13	1948-49	Upper Iowa	29	23	7	1913-14
Cornell University	1	1	0	1981-82	Nebraska-Omaha	26	16	10	1934-35	U.S. Air Force	1	1	0	1999-00
Creighton	47	17	30	1917-18	Nebraska-Wesleyan	1	0	1	1961-62	U.S. International	1	1	0	1981-82
Culver Stockton	1	1	0	1967-68	Nevada	4	2	2	1989-90	Utah	1	0	1	2002-03
Dayton	3	2	1	1987-88	New Mexico	2	1	1	2010-11	Valparaiso	24	22	2	1979-80
Denver	4	3	1	2008-09	New Orleans	3	0	3	1979-80	VCU	3	1	2	2011-12
DePaul	2	0	2	1985-86	Niagara	1	1	0	1994-95	Virginia	1	0	1	2013-14
Detroit	3	0	3	1939-40	Nicholls St.	1	1	0	2006-07	Virginia Tech	1	1	0	2014-15
Detroit Tech	1	1	0	1957-58	North Carolina A&T	1	0	1	1963-64	Wagner	1	1	0	2004-05
Drake	68	43	25	1907-08	UNC-Wilmington	4	0	4	1980-81	Warburg	25	17	8	1951-52
Drexel	1	0	1	2011-12	North Carolina	1	1	0	2015-16	Washburn	1	0	1	1957-58
Dubuque	15	10	5	1914-15	North Central	2	0	2	1951-52	Washington	1	0	1	2006-07
East Carolina	1	1	0	2009-10	North Dakota	85	37	48	1935-36	Washington (Mo.)	3	2	1	1937-38
Eastern Illinois	33	13	20	1971-72	North Dakota St.	75	46	29	1935-36	Washington St.	1	1	0	2015-16
Eastern Kentucky	4	3	1	1980-81	North Florida	1	1	0	2014-15	Wayne St. (Neb.)	9	7	2	1940-41
Elmhurst	2	2	0	1978-79	North Texas	1	1	0	2015-16	Weber St.	1	0	1	2012-13
Emporia St.	2	0	2	1946-47	Northeast Missouri	7	3	4	1935-36	Western Carolina	2	2	0	2005-06
Evansville	49	25	24	1963-64	Northern Colorado	2	2	0	2011-12	Western Illinois	58	29	29	1938-39
Fresno St.	1	1	0	1949-50	Northern Illinois	21	13	8	1945-46	Western Kentucky	3	0	3	1980-81
Florida A&M	1	1	0	2005-06	Northern Michigan	4	1	3	1978-79	Western Michigan	8	3	5	1946-47
Florida International	2	2	0	1986-87	Northern St.	1	0	1	1972-73	Westmar	3	3	0	1968-69
Florida Southern	1	1	0	1978-79	Northwest Missouri St.	3	3	0	1956-57	Wichita St.	54	29	25	1977-78
Furman	1	0	1	2003-04	Northwestern	1	1	0	2014-15	William & Mary	1	1	0	2001-02
Georgetown	2	0	2	1989-90	Northwestern St.	1	1	0	2004-05	William Penn	28	24	4	1919-20
Georgia	1	0	1	1983-84	Notre Dame	2	0	2	1981-82	Winona St.	16	14	2	1955-56
Georgia Tech	1	0	1	2004-05	Ohio	2	0	2	2011-12	Wisconsin	5	1	4	1981-82
George Mason	5	3	2	2010-11	Oklahoma St.	1	1	0	1931-32	Wisconsin-Green Bay	31	13	18	1978-79
George Williams	1	1	0	1983-84	Old Dominion	3	2	1	1990-91	Wisconsin-LaCrosse	5	2	3	1949-50
Gonzaga	1	1	0	1987-88	Oral Roberts	2	1	1	1996-97	Wisconsin-Milwaukee	9	5	4	1941-42
Grinnell	30	12	18	1907-08	Pan American	6	3	3	1980-81	Wisconsin-Oshkosh	1	1	0	1990-91
Gustavus Adolphus	4	2	2	1947-48	Parsons	25	18	7	1912-13	Wisconsin-Platteville	2	1	1	1978-79
Hamilton	2	2	0	1923-24	Pepperdine	3	1	2	1945-46	Wisconsin-River Falls	3	2	1	1948-49
Hamline	9	4	5	1931-32	Prairie View A&M	1	1	0	1985-86	Wisconsin-Stevens Point	1	0	1	1973-74
Hastings	2	0	2	1950-51	Providence	1	1	0	2011-12	Wright St.	2	2	0	1998-99
Hawai'i	2	0	2	1982-83	Purdue	1	0	1	2008-09	Wyoming	5	2	3	1990-91
Hawai'i-Pacific	1	1	0	2005-06	Rice	1	1	0	2011-12	Youngstown St.	11	4	7	1976-77
Howard	1	0	1	1984-85	Richmond	2	1	1	2014-15	Others	55	37	18	
Illinois-Benedictine	1	1	0	1984-85	Rider	1	1	0	2010-11					



#1 - Adam McDermott
So., Guard
Cedar Rapids, Iowa



#2 - Klint Carlson Jr., Forward
Waverly, Iowa



#3 - Ted Friedman Jr., Center
Ankeny, Iowa



#5 - Rafael de Souza
So., Guard
Jundiai, Brazil



#12 - Lincoln Conrey
R-Fr., Forward
Waterloo, Iowa



#13- Juwan McCloud
Fr., Guard
Germantown, Wis.



#15 - Justin Dahl
R-Fr., Center
Carver, Minn.



#20 - Jeremy Morgan Sr., Guard
Coralville, Iowa



#21 - Hunter Rhodes Jr., Guard
Canton, Ill.



#22 - Tanner Lohaus Fr., Forward
North Liberty, Iowa



#23 - Jordan Ashton Sr., Guard
Mount Pleasant, Iowa



#24 - Isaiah Brown Fr., Guard
Flower Mound, Texas



#25 - Bennett Koch Jr., Forward
Ashwaubenon, Wis.



#30 - Spencer Haldeman R-Fr., Guard
Peosta, Iowa



#33 Wyatt Lohaus Jr., Guard
North Liberty, Iowa



#34 - Luke McDonnell R-Fr., Forward
Dubuque, Iowa