

1996

1996 Northern Iowa Media Guide (Football)

University of Northern Iowa

Let us know how access to this document benefits you

Copyright ©1996 Athletics, University of Northern Iowa

Follow this and additional works at: <https://scholarworks.uni.edu/amg>



Part of the [Higher Education Commons](#)

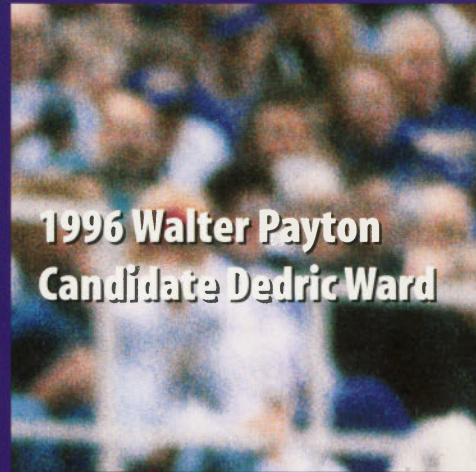
Recommended Citation

University of Northern Iowa, "1996 Northern Iowa Media Guide (Football)" (1996). *Athletics Media Guides*. 223.



<https://scholarworks.uni.edu/amg/223>

This Book is brought to you for free and open access by the Athletics at UNI ScholarWorks. It has been accepted for inclusion in Athletics Media Guides by an authorized administrator of UNI ScholarWorks. For more information, please contact scholarworks@uni.edu.

Offensive Materials Statement: Materials located in UNI ScholarWorks come from a broad range of sources and time periods. Some of these materials may contain offensive stereotypes, ideas, visuals, or language.



**1996 Walter Payton
Candidate Dedric Ward**



**1996
NORTHERN
IOWA
MEDIA GUIDE**







Table of Contents



MEDIA INFORMATION

Media Outlets	2
Travel Plans	2
Media Information	3

1996 PREVIEW

Outlook	4-6
Rosters	7
1996 Signees	8
Depth Chart	9
Notes	10-11

COACHING STAFF

Allen	12-13
Assistants	14-15
Support Staff	16

1996 PLAYERS

Bios	18-30
------------	-------

OPPONENTS

GFC Composite Schedule	32
Profiles	33-35
Series Records	36
Homecoming Results	36

1995 SEASON REVIEW

Statistics	38-42
GFC Statistics	43-44
Game-by-Game Review	45-48
Season, Gateway Opener Results	48

RECORD BOOK/TRADITION

Margins	49
Individual Records	50
Team Records	51
1-AA Statistical Rankings	52
Season-by-Season Stats	53
Annual Leaders	54-59
Series Records	60
All-Time Scores	61-63
Lettermen	64-65
Coaches Records	66
Year-by-Year Results	67
All-Time All-Conference	68-69
Panthers in the Pros	70
All-Americans	71
Captains	72
Bowl/Playoff Games	73-74
NCAA Records	74
Playoff Records/Results	75
1-AA Poll History	76

THE UNIVERSITY

UNI	78
President Koob	79
Athletic Director	79
Staff	80
Facilities	81-82
UNI-Dome Records	83
Gateway Conference	84-85

THE UNIVERSITY OF NORTHERN IOWA

LOCATION	Cedar Falls, IA 50614
FOUNDED	1876
ENROLLMENT	12,800
PRESIDENT	Dr. Robert Koob
FACULTY REPRESENTATIVE	Dr. Jack Wilkinson
DIRECTOR OF ATHLETICS	Christopher Ritrievi (319-273-2470)
NICKNAME	Panthers
COLORS	Purple and Old Gold
STADIUM	UNI-Dome (16,324)
PRESS BOX NUMBER	319-273-6311
CONFERENCE	Gateway Football (Illinois State, Indiana State, Northern Iowa, Southern Illinois, Southwest Missouri State, Western Illinois)
AFFILIATION	NCAA 1-AA
HEAD TRAINER	Terry Noonan (319-273-6369)
ATHLETIC MEDIA RELATIONS DIRECTOR	Nancy Justis (319-273-6354)
FAX	319-273-3602

FOOTBALL STAFF

HEAD COACH	Terry Allen (319-273-6175)
OFFENSIVE LINE	Del Wight
DEFENSIVE COORD./Defensive Line	Ardell Wiegandt
DEFENSIVE BACKS	Dick Moseley
LINEBACKERS/Recruiting Coord.	Mark Farley
RECEIVERS	Bill Salmon
RUNNING BACKS	Michael Garrison
TIGHT ENDS	Todd Eagen
SECRETARY	Caroline Thomson

IMPORTANT DATES TO REMEMBER

Gateway Football Conference Media Day	Friday, August 2, St. Louis, MO
Freshman, Transfers Reporting Date	Friday, August 9
Varsity Reporting Date	Monday, August 11
Pre-Season Media Day	Tuesday, August 13
Season Opener, Southern Utah	Saturday, August 31
Home Season Opener, St. Cloud State	Saturday, September 7

UNI FAX ON DEMAND FOOTBALL DIRECTORY

682	Passcode (Missouri Valley Conference)
1705	Complete Release Package
1706	Weekly Tentative Two-Deeps
1707	UNI Rosters
1708	Team, Individual Statistics
1711	Press Conference Quotes
1712	Individual Game Scoring Summary, Team & Individual Statistics
1713	Schedule

ON THE COVERS

Front: Walter Payton Award candidate Dedric Ward is flanked by all-conference returnees, running back Jeff Stovall (21), defensive back Tyree Talton (5) and linebacker Dannie Spann (7).

Back: The Panthers celebrate a play against 1-A Iowa last year. Flanker Dedric Ward (29) was a 1995 consensus all-American. Running back James Porter (25) was the team's second-leading rusher.

CREDITS

The 1996 Northern Iowa Football Media Guide was written and edited and design parameters developed by UNI Athletic Media Relations Director Nancy Justis. Contributing articles by UNI media relations student assistants Chad Guge, Mike Michaelson and Brett Proskovec. Design and production by Elizabeth Conrad LaVelle, art director, UNI Office of Public Relations. Photography by Jeff Martin of OPR. Printed by Waverly Publishing Company.

Northern Iowa Primary Media Outlets

NEWSPAPERS

ASSOCIATED PRESS: Chuck Schoffner, 505 5th Ave., Suite 1000, Des Moines, IA 50309-2335...1-800-362-2580

CEDAR RAPIDS GAZETTE: Mark Dukes, Sports Editor, 500 3rd Ave. S.E., Cedar Rapids, IA 52401...319-398-8257, 1-800-397-8258

DES MOINES REGISTER: Dave Witke, Sports Editor, P.O. Box 957, Des Moines, IA 50304...1-800-532-1455 (IA Only), 1-800-247-5346 (Out of state)

NORTHERN IOWAN: Sports Editor, University of Northern Iowa, Cedar Falls, IA 50614...319-273-2157

QUAD CITY TIMES: Sports Editor, P.O. Box 3828, 124 E. 2nd St., Davenport, IA 52801...319-383-2220

WATERLOO COURIER: Kevin Evans, Sports Editor, P.O. Box 540, Waterloo, IA 50704...319-291-1466

TELEVISION

Iowa Public Television: Doug Brooker, P.O. Box 6450, Johnston, IA 50131...515-281-4500

KCCI-TV: Heidi Soliday, Sports Director, P.O. Box 10305, Des Moines, IA 50306...515-247-8811

KCRG-TV: Mark Haarmann, Sports Director, 2nd Ave. at 5th St. S.E., Cedar Rapids, IA 52401...319-398-8391

KGAN-TV: Keith Bleyer, Sports Director, P.O. Box 3131, Cedar Rapids, IA 52406...319-395-9081

KWWL-TV: Bryan Lessly, Sports Director, KWWL Bldg., 500 E. 4th St., Waterloo, IA 50703...319-291-1246

RADIO

KCRR: Elwin Huffman, 501 Sycamore St., Suite 638, Waterloo, IA 50703...319-235-7774

KCNZ: Tracey Williams, Sports Director, 721 Shirley St., P.O. Box 248, Cedar Falls, IA 50613...319-277-1918

KHAK: Bob Brooks, Sports Director, 425 Second St. N.E., Suite 450, Cedar Rapids, IA 52401...319-365-9431

KOEL: Gary Rima, Sports Director, P.O. Box 391, Oelwein, IA 50662...319-283-1234

KXEL: Sports Director, Box 1540, Waterloo, IA 50704...319-234-6397

KWLO: Kelly Neff, Sports Director, Box 1330, Waterloo, IA 50703...319-234-2200

WMT: Ron Gonder, Sports Director, P.O. Box 2147, Cedar Rapids, IA 52406...319-395-0533

MISCELLANEOUS

Gateway Football Conference
Office: Mike Kern,
Information

Director, 1000 Union Station, Suite 333, St. Louis, MO 63103...314-421-2268; FAX 314-421-3505; Scoreboard 314-569-5636

Missouri Valley Conference: Jack Watkins, Asst. Commissioner, Communications, 1000 Union Station, Suite 333, St. Louis, MO 63103...314-421-0339

Northern Iowa Athletic Media Relations: Nancy Justis, Director, UNI-Dome NW Upper, Cedar Falls, IA 50614-0314...319-273-6354

Scott Peterson: Radio Play-by-Play, 1410 Pin Oak Dr., Cedar Falls, IA 50613

Here all Panther home and away football games on the Northern Iowa Sports Network and TEAMLINE.

Flagship station KOEL-FM (92.3

Oelwein/Waterloo/Cedar Falls), with affiliates KIWA-

FM (105.3 Sheldon), KWKY (1150 AM Des Moines),

KCPS (1150 AM Burlington), KNOD-FM (105.3 Harlan),

KMA (960 AM Shenandoah), KLMJ-FM (104.9

Hampton), KLNT (1390-AM Clinton), KLGA-FM (92.7

Algona) and KGRA-FM (98.9 Jefferson). The Northern

Iowa Sports Network also sponsors the Terry Allen Live

Call-In Show each Wednesday during the season from


6:30-7:00 p.m. To participate, call 1-800-231-9230 or

listen to it on TEAMLINE (1-800-846-4700, UNI Code

1158). The stations participating in the Call-In Show,

besides KOEL, include KWKY-AM (Des Moines), KGRA-

FM (Jefferson) and KLMJ-FM (Hampton).



Northern Iowa Sports Network personalities, analyst Scott Peterson, left, and Gary Rima, play-by-play

1996 Travel Headquarters

NORTHERN IOWA at Southern Utah — Aug. 31

Friday, Aug. 30

5:30 p.m. — Depart Waterloo on air charter.

6:00 p.m. — Arrive Las Vegas, NV. Depart by bus for St. George, UT, arriving at 8:30 p.m. Holiday Inn (801-628-8157)

Saturday, Aug. 31

10:00 a.m. — Depart St. George by bus for Cedar City, UT, arriving at 11:00 a.m. Holiday Inn (801-586-8888)

7:00 p.m. (MT) — Kickoff.

Depart for Las Vegas and charter air trip home immediately following the game.

NORTHERN IOWA at Iowa State — Sept. 21

Friday, Sept. 20

1:30 p.m. — Depart Cedar Falls by charter bus.

3:30 p.m. — Arrive Ames University Inn (515-232-0280).

Saturday, Sept. 21

1:05 p.m. (CT) — Kickoff.

Depart for Cedar Falls immediately following game.

NORTHERN IOWA at Southern Illinois — Oct. 26

Saturday, Oct. 26

7:30 a.m. — Depart Waterloo on charter air for Marion, IL, arriving at 8:30 a.m. Charter bus to Carbondale Holiday Inn (618-529-1100), arriving 9:00 a.m.

11:15 a.m. — Depart hotel for stadium.

1:30 p.m. — Kickoff

Depart for Waterloo immediately following game.

NORTHERN IOWA at Youngstown State — Nov. 2

Saturday, Nov. 2

6:30 a.m. — Depart Waterloo on air charter for Youngstown, OH, arriving 9:00 a.m. ET. Arrive Wick Pollack Hotel (1-800-837-9425) at 10:00 a.m.

11:30 a.m. — Depart for stadium.

1:00 p.m. — Kickoff.

Depart for Waterloo immediately following game.

NORTHERN IOWA at Indiana State — Nov. 9

Friday, Nov. 8

8:00 a.m. — Depart Cedar Falls by charter busses.

2:30 p.m. — Arrive Terre Haute Larry Bird's Connection (812-235-3333).

Saturday, Nov. 9

11:15 a.m. — Depart hotel for stadium.

1:30 p.m. — Kickoff.

Depart for Cedar Falls immediately following game.

Media Information

PRESS LUNCHEONS

Northern Iowa head football coach Terry Allen or one of his staff will be in attendance at the weekly **Press Luncheon** held each Monday at 12 noon on the lower level of Tally's Grand Cafe on University Avenue. The Press Luncheons are open to the public.

COACH/PLAYER INTERVIEWS

Members of the media wishing to talk with Coach Allen may contact him directly in the football office (319-273-6175) or may go through the Athletic Media Relations Office (319-273-6354) if desired. The best time to reach Coach Allen in his office is late mornings. **All player interviews** should be arranged through the Athletic Media Relations Office. Please allow adequate time to make the arrangements. As a general rule, **football practices** are open to the media; however, please make every effort to notify the Athletic Media Relations Office (319-273-6354) of your intention of attending a practice session.

CREDENTIAL REQUESTS

All requests for credentials should be made at least **three days in advance**. Credentials are left at the Northwest entrance Will Call window of the UNI-Dome. In accordance with recommendations from the Associated Press Sports Editor's Association, **complimentary passes will not be available** to the media. **Only working press** will be assigned seats in the press box. Those media representatives wishing to purchase tickets are urged to contact the UNI-Dome Ticket Office (319-273-6131). **Parking** is available in the Physical Education Center lot located north of the UNI-Dome. Credentialed media's name will be left with the parking attendant. A parking pass is not required.

SPOTTERS/STATISTICIANS

Spotters and statisticians must be requested at least **three days prior** to the game. One **FAX** machine is available in the Athletic Media Relations Office located

on the west side of the UNI-Dome opposite the Press Box. It is recommended that members of the media bring their own electronic sending machines. It also is recommended the media install their own **phone lines**. Contact US West.

RADIOS

Radio stations should make their own arrangements for telephone lines after receiving permission from the Athletic Media Relations Office to broadcast. Stations who wish to use the courtesy line should contact Athletic Media Relations Director Nancy Justis at 319-273-6354. The **courtesy line phone number** is 319-273-6491. The radio bay is located at the south end of the press box.

FILMERS

Cameras for television crews should be set up on the risers located just below the press box in the stands, while team cameras may be set up in the middle photo bay area in the press box.

POST-GAME INTERVIEWS

UNI's locker room is open following a 10-minute cooling off period. **A post-game press conference** will be held in the film room located at the Northeast corner of the arena, concourse level. Coach Allen will be available there about 10 minutes after the end of the game, followed by the visiting head coach.

GATEWAY FOOTBALL CONFERENCE

1000 St. Louis Union Station, Suite 333
St. Louis, MO 63103

314-421-2268 (Office)

314-421-3505 (FAX)

314-421-0444 (Bulletin Board)

314-569-5636 (Scoreboard)

770-399-3066 Code #432 Document 1006
(Release) Document 1008 (Statistics) (FAX
ON DEMAND)

Founded (Football Division) 1985

GFC STAFF

Patty Viverito	Commissioner
Mike Kern	Assistant Commissioner
Ed Tschannen	Supervisor of Officials
Jan Moore	Secretary/Receptionist

YOUR HOSTS



Nancy Justis
Athletic Media
Relations Director
Home Phone: 319-
277-3631



Kevin Kane
Assistant Athletic
Media Relations
Director
Home Phone: 319-
277-6828

Northern Iowa Athletic Media Relations
UNI-Dome NW Upper
Cedar Falls, IA 50614-0314
Office: 319-273-6354, 273-3642, 273-3100
FAX: 319-273-3602

Athletic Media Relations Staff:
Linda Wiges, Secretary
Gaylon Halvorson, Head Statistician
Randy McMahon, Press Box Stats
Chad Guge, Student Assistant
Mike Michaelson, Student Assistant
Brett Proskovec, Student Assistant
Marc Watson, Student Assistant

The 1995 Northern Iowa Football Guide was judged fifth in the nation by the College Sports Information Directors of America.

The guide was written, edited and design parameters developed by UNI Athletic Media Relations Director Nancy Justis, with design and production assistance by the UNI Office of Public Relations.





Consensus all-America flanker Dedric Ward

Northern Iowa head coach Terry Allen is looking toward 1996 with 15 starters and 40 lettermen returning from last season's 8-5 team that won its sixth straight Gateway Football Conference title and which made its sixth straight appearance in the 1-AA playoffs.

He spent the spring fine tuning an offense that has five starters and the placekicker returning after a record-setting season of catching the football. New offensive line coach Del Wight was learning the Panther system and breaking in a young front line. And relatively new faces were vying for the starting quarterback position for the fifth straight year.

On the other side of the ball, defensive coordinator Ardell Wiegandt was molding a unit built around nine returning starters, including the punter, but shoring up a front line that needs to replace all-conference performers at nose tackle and at one end position.

Wight, a former pro and college coach for three decades, is not the only new coach as Allen also named one other assistant to his staff during spring drills — running backs coach Michael Garrison, who came to the Panthers after spending the last seven years with the Blue Panthers of Eastern Illinois.

Offensively, the '95 Cats rode the hands of flanker Dedric Ward, a candidate for this year's Walter Payton Award after being named a consensus all-American last season. Ward set or tied 12 school and Gateway records, including league career receiving yards as only a junior (2,707) and career TD receptions (27). He set a school standard with 1,164 yards in a season and scored on a TD reception in seven consecutive games.

Also returning are offensive starters Chris Clapp, Mark Culver and Andy Pattee in the line, running back Jeff Stovall and kicker Matt Waller.

On defense, UNI will build around a secondary unit which returns intact, including sophomore Tyree Talton, a member of the Gateway's All-Newcomer team; six of the top eight tacklers, including linebackers Dannie Spann and Tim Miller; and punter Justin Urbanek.

"We have excellent players in our group of returnees. Our weaknesses and concerns revolve around the seniors that have departed in our offensive and defensive lines. We think we can replace them, but it is a difficult task. We're comfortable with our quarterback situation. We'll have another first-year starter, but we have two quality candidates. As for our schedule, we'll be playing a vastly improved Iowa State and two of last year's 1-AA final four teams. And Youngstown, up until last year, annually has been in the hunt for a national championship. Top to bottom, I don't think we've ever had a more competitive schedule."

QUARTERBACKS

Northern Iowa doesn't have a wealth of experience at this position for the fifth straight year, yet Allen and his staff always seem to mold a winner. Last year's starter, Chris Berg, completed 146-of-258 passes for 2,751 yards and 23 touchdowns. He ranked fourth in the nation in passing efficiency. Junior backup Steven Beard played in only four games and started in UNI's only Gateway loss at Illinois State when Berg was sidelined with a wrist injury. Beard ended the year with 397 yards and two touchdowns on 20-of-34 passing. A pitcher on UNI's baseball team, he skipped playing baseball this spring for the first time in order to concentrate on football. He has the edge for the starting position heading into the fall after junior-to-be Jason Jones missed most of spring drills with an ankle sprain. Jones transferred from Northern Illinois a year ago. He played in two games for the Panthers last season, completing six-of-nine passes for 75 yards and one TD. Allen says both Beard and Jones are prototypes of a successful quarterback — big, strong, quick and with exceptional strength — and both are very accurate.

"Jonesy probably has the strongest arm of any of the quarterbacks I've had the pleasure to coach," Allen said. "I would feel comfortable with either (Beard or Jones) playing for us."


There is strength in numbers. Freshman redshirt Brian Anderson of Cedar Rapids (IA) Regis High School and sophomore Justin Urbanek, who was recruited as a quarterback but was the team's no. 1 punter last year, both got good looks in the spring.



Starting quarterback candidate Steven Beard

WIDE RECEIVERS

Consensus all-American and Walter Payton Award candidate Dedric Ward has become not only the premier receiver in the Gateway Conference, but in the nation as a whole after a record-setting 1995 season when he set school marks for yards in a season (1,164) in a career (2,707), consecutive games with reception TDs (7), and league marks for career receiving yards, consecutive games with a catch (23), receiving yards per game (116.4) and career TD receptions (27). But he has plenty of



WR Alonzo Clayton



RB James Porter

help from the team's second-leading receiver, split end Alonzo Clayton, who caught 29 passes for 516 yards and eight TDs in 1995. Clayton tied 1-AA playoff records with five TD catches against Murray State. He had a season-high 113 yards on five catches against Eastern Illinois. The team's third-leading receiver, Anthony Taylor, has used up his eligibility, but running back James Porter was fourth-high with 14 catches for 226 yards. The talent is good here, but Allen is fearful in terms of depth.

RUNNING BACKS

The Panthers' need to run the football better will begin with veterans Jeff Stovall and James Porter who accounted for over 1,400 yards and 12 TDs between them in 1995. The Panthers return three of their top four rushers, with sophomore Lance Hall picking up 181 yards and two TDs on 32 carries. They lose Troy Dooley (25-124 yards, 1 TD), who was used primarily as a blocking back and in short yardage situations. Stovall had a great freshman year, but has been hampered by injuries the last two seasons. He had a season-high 99 yards against Southwest Missouri last year, while Porter had two games over 100 yards, topped by his 138 against Indiana State. He also returned 11 kickoffs for a 28.6 average. Hall had a season-high 92 yards against Winona State. Stovall was a second-team all-conference pick.

"I'd like to see Stovall make it through a season injury-free," Allen said. "Porter came to the forefront last year. Hall helped make the spring more competitive."

In addition, Kemper Military Junior College transfer Garrett Ferguson showed in the spring that he can be part of the solution. Again, however, there is not a lot of depth at this position.

TIGHT ENDS

Replacing three-year starter Matt Harken won't be easy, but heir-apparent Lincoln Sharar gained valuable experience last season after Harken separated a shoulder during preseason drills, slowing him for most of the year and causing him to miss two complete games. Sharar started two games and caught 10 passes for 138 yards. Junior Greg Hawthorne has seen limited action.

OFFENSIVE LINE

The offensive line lost two starters to graduation, including first-team all-Gateway guard Dan Bower and center Jon Pilcher, a second-team selection. This segment received a lot of attention during spring practice with all the new faces in the lineup and a new position coach in Del Wight. Returning starters include tackles Chris Clapp and Andy Pattee and guard Mark Culver. Reserves returning include guard Jason Vice and center Andrew Allen. Guard Eric Lyons has given up playing football and instead is assisting as a student coach. Freshmen who received close scrutiny during the spring included Brian Beck, Nathan Zehr, Brad Meester and Ryan Reed.

"We feel good about the returnees with starting experience," Allen said. "But it is important to put the group together. The offensive line definitely was a focal point for us during the spring and will continue to be so when we report back in August."



DE Cory Burkle



OT Chris Clapp

DEFENSIVE LINE

Although only one returning starter will line up in '96, the line will be bolstered by the return of ends Jeremy Linsenmeyer and Cory Burkle — both of whom have been around forever and have seen plenty of action in reserve roles. They join returning starter, end T.C. Barney, who was moved to the nose tackle position to replace all-league pick Brian Moretz. Also missing is second-team all-conference choice, end Ryan Behr. Barney was the team's fifth-leading tackler with 80 stops, including 32 solos, in addition to six sacks, seven tackles for loss and a team-high four forced fumbles. Burkle started eight of 12 games last year, recording 23 tackles, while Linsenmeyer started four of 13 games and had 18 tackles.

"Moretz' and Behr were very good players for us, but we've got guys who can step it up," Allen said. "We've been very pleased with the development of T.C. Barney. He's very strong and committed and has done some wonderful things for us. We've also got two players who have been around forever and who physically look the part — Linsenmeyer and Burkle. Both of these kids can run. Then we've got Scott Streets, Brian Davison and Matt Kelley who all have gotten quality experience in backup roles. We also look for Dempsey Miller to make strides and we moved Jay Heimsoth from linebacker to the defensive line to help us. We feel comfortable in our ability and our depth is good."

LINEBACKERS

Known historically for a strong linebacking corp, last year's top four tacklers all were linebackers and the Panthers return the top three — Dannie Spann, Tim Miller and Brandon Williams. Missing will be the team's fourth-leading tackler and second-team all-league pick Kevin Hammond, who finished with 102 total tackles, including 53 solos, and a team-high 12 sacks. Spann led the squad with 113 stops and was an honorable mention all-league pick and a member of the all-newcomer team, while Miller was a second-team choice with his 112 tackles and nine sacks. Williams had 105 tackles.



ILB Brandon Williams



LBs Dannie Spann (7) and Tim Miller (54)



CB Otis Marchman

"This is a position where our starters are very good and they'll do nothing but get better, but depth is a concern," Allen said. "Spann, Williams and Miller have proven they're good, but we're looking for and hoping that Travis Schipper can step it up following another year of recovery from major knee surgery. Spring also gave us a chance to see the ability of freshmen Luke Wilson, Matt Pedersen and Andrew Elmer, while Andy Morris and Scott Meredith also will vie for a spot."

SECONDARY

This is one of the most experienced segments on the football team and still one of the youngest. Starters returning include corner Tyree Talton and Steve St. Meyer and safeties Maceo Strickland and Marcus Easter. Backups Earl Powell, Otis Marchman and Terrance Malone saw plenty of action. Talton was a first-team all-Gateway pick and was named to the league's all-newcomer team as only a freshman. He was the squad's seventh-leading tackler with 76 stops, including 50 solos, and was tied for first in the league and 13th in the nation with eight interceptions. He also broke up a team-high 12 passes. Easter was sixth-high on the

squad with 79 tackles, had five interceptions, tied for 28th in the nation, and three deflections, while Strickland came in with 63 tackles in 13 starts and three deflections. St. Meyer, Malone, Powell and Marchman accounted for 72 tackles between them.

"We have a chance to be pretty solid here," Allen said. "We just need to continue to grow from last year's experience."

KICKING GAME

Placekicker Matt Waller returns after making 10-of-20 field goals and 30-of-34 extra points in 1995. He finished tied for 34th in field goals. In 1994, he ranked second in the nation in field goals and was tied for 45th in scoring, but dissatisfied with his performance in '95, he left baseball to concentrate on football during the spring.

"He's committed to getting better," Allen said. "He had an excellent sophomore year, but was not as good last year, so he elected to stay away from baseball."

His backups are Shane Held, who made all four of his extra point attempts last year, and Sam Teetzen, who was one-of-two in extra points.

The Panthers also return last year's punter in sophomore Justin Urbanek, who originally was recruited as a quarterback but was pressed into service in the kicking game. He averaged 39.1 yards on 63 punts, placing 22 inside the opponents' 20 yardline. His longest was 56. He ranked fourth in the Gateway and 34th in the nation. Senior Eric Walter, a transfer from North Iowa Area Community College last year, is pressing for the job. He punted three times last year, averaging 37 yards, with a long of 44.

Missing is last year's leading returner, Anthony Taylor, who averaged 4.9 yards on 20 punt returns and 25.3 yards on 18 kickoff returns, ranking 15th in the nation. Running back James Porter returned 11 kickoffs last year for a 28.6 average, while receiver Dedric Ward returned nine punts for a 4.6 average.




P Justin Urbanek

PRONUNCIATION GUIDE

Tim Augustin	AWE-gus-teen
Steve Chyma	CHY-ma
Matt Cossolotto	Co-zo-LOT-to
Rob Hagerow	HAG-ur-now
Jay Heimsoth	HIME-soth
Travis Hemmen	HE-men
Kasey Kadolph	KAY-dolf
Andy Lafollette	La-fo-LET
Kirk Luense	Loo-ENDS
Scott Mikkelson	MIKE-el-son
Tendai Muyengwa	Moo-YENG-gwa
Andy Pattee	Pat-TEA
Travis Schipper	SHIP-per
Nathaniel Seaward	SOO-ward
Lincoln Sharar	SHY-er
Maceo Strickland	MASS-e-o
Don Tjernagel	Cher-NAY-gel
Joe Trewin	TRUE-in
Justin Urbanek	Ur-BAN-ek
Taras Walker	TAR-us
Dedric Ward	DEE-dric
Nate Zehr	ZEER

1996 Football Rosters



Alphabetical

NO	NAME	POS	HT	WT	CL	HOMETOWN
60	Allen, Andrew	OC	6-2	258	Sr.	Oswego, IL
11	Anderson, Brian	QB	6-2	200	Fr.	Marion, IA
85	Augustin, Tim	TE	6-5	230	Sr.	Charles City, IA
86	Barney, Brooks	TE	6-4	226	Fr.	Iowa City, IA
97	Beck, Brian	DE	6-3	261	Sr.	Cedar Falls, IA
77	Beals, Matt	OG	6-6	249	Fr.	Des Moines, IA
14	Beard, Steven	QB	6-2	201	Sr.	Woodstock, IL
76	Beck, Brian	OT	6-5	238	So.	LeClaire, IA
	Beminio, Tony	OT	6-4	260		Coralville, IA
87	Bennett, Aaron	WR	5-9	175	Fr.	Des Moines, IA
	Berlin, Eddie	FL	6-1	170	Fr.	Urbandale, IA
71	Billick, Brian	OT	6-3	242	So.	Paullina, IA
	Birkey, Timothy	LB	6-0	195	So.	Manson, IA
22	Brasfield, DeWayne	FS	6-1	208	Sr.	Chicago, IL
56	Brown, Neville	LB	5-10	220	Fr.	Evanston, IL
93	Burkle, Cory	DE	6-6	249	Sr.	Dyersville, IA
	Buss, Aaron	OT	6-6	230	Fr.	Parkersburg, IA
66	Chyma, Steve	RB	6-0	200	Jr.	Tama, IA
70	Clapp, Chris	OT	6-4	256	Jr.	Cedar Falls, IA
2	Clayton, Alonzo	SE	6-2	163	Jr.	Fort Dodge, IA
	Cossolotto, Matt	WR	6-2	190	Jr.	Centerville, IA
75	Culver, Mark	OG	6-4	260	Sr.	West Des Moines, IA
	Cummings, Cedrick	SE	6-2	189	Jr.	Cleveland, OH
73	Davison, Brian	DE	6-4	234	Jr.	Braddyville, IA
	Dolash, Jake	DE	6-2	230	So.	LeGrand, IA
79	Dougherty, Ches	DL	6-3	213	Fr.	Harvard, IL
30	Duden, Josh	FL	5-9	170	Fr.	McCallsburg, IA
8	Easter, Marcus	FS	6-1	180	Sr.	Davenport, IA
58	Elmer, Andrew	LB	6-0	220	Fr.	Cedar Falls, IA
	Erion, Joe	WR	6-1	180	Jr.	Denver, IA
34	Ferguson, Garrett	FB	6-2	240	Jr.	Mauldin, SC
26	Grafft, Colin	LB	6-1	207	Fr.	College Springs, IA
68	Gray, Mike	WR	5-11	180	Fr.	Onawa, IA
41	Hagerow, Rob	PK	5-10	175	Fr.	Readlyn, IA
4	Hall, Lance	HB	5-7	161	So.	Algona, IA
43	Hawthorne, Greg	TE	6-5	275	Sr.	Marion, IA
90	Heimsoth, Jay	NT	6-4	238	Jr.	LeMars, IA
28	Held, Shane	PK	5-10	155	Jr.	Moline, IL
	Helming, Ryan	QB	6-3	195	Fr.	Springfield, MO
38	Hemmen, Travis	FB	6-0	200	Jr.	Guthrie Center, IA
	Henderson, Lamar	FL	5-10	175	Fr.	Detroit, MI
	Hoover, Jason	RB	5-11	220	Jr.	Council Bluffs, IA
89	Hunter, Tom	TE	6-4	226	So.	Eagan, MN
	Jenkins, John	LB	6-2	205	Jr.	Fort Meyers, FL
	Jeter, Vernon	CB	5-10	175	Jr.	Des Moines, IA
10	Jones, Jason	QB	6-4	205	Jr.	Naperville, IL
	Jones, Jeremy	OC	5-11	250	Fr.	Waterloo, IA
17	Jorth, Mack	QB	5-9	170	So.	Davenport, IA
	Kadolph, Kasey	P	6-3	190	Fr.	Springville, IA
92	Kelley, Matt	DE	6-3	254	Sr.	Mesa, AZ
	Kemp, Robert	NT	6-2	270	Fr.	Dubuque, IA
	Key, Jason	SS	5-10	185	Jr.	Lake of the Ozarks, MO
	Kitzinger, Dan	FS	6-4	205	Jr.	Titonka, IA
27	LaFollette, Andy	AB	5-11	162	Sr.	Winterset, IA
50	Linsmeyer, Jeremy	DE	6-5	280	Sr.	Marshalltown, IA
	Lucel, Richard	SE	6-0	173	Fr.	Miami, FL
84	Luense, Kirk	SE	6-1	180	Jr.	St. Ansgar, IA
24	Malone, Terrance	SS	5-11	189	So.	Milwaukee, WI
6	Marchman, Otis	CB	5-9	183	So.	Fort Myers, FL
88	McCalley, Ryan	FL	6-1	160	Sr.	Waterloo, IA
	McKinstry, Greg	SS	6-1	190	Fr.	Milwaukee, WI
63	Meester, Brad	OC	6-4	233	Fr.	Parkersburg, IA
50	Meredith, Scott	ILB	6-2	214	So.	Davenport, IA
82	Mikkelsen, Scott	WR	5-11	180	Fr.	Dike, IA
46	Miller, Dempsey	NT	6-1	257	So.	Davenport, IA
	Miller, Leon	LB	6-1	210	Fr.	St. Louis, MO
	Miller, Mark	QB	6-3	210	Fr.	Solon, IA
54	Miller, Tim	OLB	6-3	212	Sr.	Carol Stream, IL
	Morgan, Anthony	QB	5-9	170	Fr.	Milwaukee, WI
	Morgan, Tate	CB	6-0	200	Fr.	Eagle Grove, IA
52	Morris, Andy	LB	6-2	190	So.	Riceville, IA
13	Morrison, Mike	FS	6-2	190	Sr.	Cedar Rapids, IA
	Murray, Jonathan	OG	6-5	235	Fr.	Clear Lake, IA
45	Muyengwa, Tendai	OLB	6-0	192	Jr.	Ames, IA
99	Nelson, Stan	WR	5-10	190	Jr.	Keokuk, IA
9	Olsen, Christian	LB	6-1	233	So.	Warrenville, IL
65	Pattee, Andy	OT	6-4	263	Jr.	Humboldt, IA
48	Pedersen, Matt	LB	6-3	192	Fr.	Hudson, IA
95	Peterson, Matt	DE	6-4	224	Fr.	Cedar Falls, IA
47	Poppen, Mike	TE	6-4	214	Fr.	Geneseo, IL
25	Porter, James	HB	5-9	180	Jr.	East Moline, IL
1	Powell, Earl	CB	6-0	192	Sr.	Tampa, FL
69	Reed, Ryan	RG	6-6	257	So.	Hedrick, IA
	Rezzatto, Justin	LB	6-7	210	So.	Aberdeen, SD
	Richards, Michael	SS	6-1	195	Fr.	Iowa City, IA
23	Roberson, Justin	RB	5-9	187	Fr.	Davenport, IA
	Roethler, Robert	SS	6-0	200	Fr.	Emmetsburg, IA
57	Ross, Brian	ILB	6-4	220	Fr.	Onawa, IA
12	St. Meyer, Steve	CB	6-0	180	So.	Wheaton, IL
35	Schipper, Travis	LB	6-2	198	Jr.	Aplington, IA
32	Seaward, Nathaniel	CB	5-10	170	Fr.	Winterset, IA
44	Sharar, Lincoln	TE	6-4	240	Sr.	Dows, IA
	Soash, Phillip	PK	5-11	170	Fr.	Waverly, IA
7	Spann, Dannie	LB	6-0	235	Sr.	St. Louis, MO
21	Stovall, Jeff	HB	5-10	213	Sr.	Beloit, WI
91	Streets, Scott	DE	6-5	218	Jr.	Maquoketa, IA
16	Strickland, Maceo	SS	6-1	204	Jr.	East Moline, IL
5	Talton, Tyree	CB	6-0	189	So.	Beloit, WI
61	Tjernagel, Don	OL	6-5	260	So.	Oelwein, IA
72	Trewin, Joe	OG	6-5	249	Fr.	Waucoma, IA
18	Urbanek, Justin	QB/P	6-0	211	So.	Hudson, IA
78	Vice, Jason	OT	6-4	253	Sr.	Ft. Madison, IA
83	Vogel, James	SE	5-10	185	Fr.	Rockwell City, IA
	Wagner, Phil	HB	5-10	190	Fr.	Fayette, IA
20	Walker, Taras	HB	6-0	196	Jr.	Waterloo, IA
39	Waller, Matt	PK	5-11	173	Sr.	Waverly, IA
19	Walter, Eric	P	6-2	222	Sr.	Guttenberg, IA
29	Ward, Dedric	FL	5-9	179	Sr.	Cedar Rapids, IA
55	Williams, Brandon	LB	6-3	240	Jr.	Keokuk, IA
49	Wilson, Jerod	CB	5-11	182	Fr.	Grundy Center, IA
40	Wilson, Luke	LB	6-2	212	Fr.	Mason City, IA
74	Zehr, Nate	OG	6-5	243	So.	Fort Dodge, IA

Numerical

1	Powell, Earl	CB	20	Walker, Taras	HB	40	Wilson, Luke	LB	60	Allen, Andrew	OC	82	Mikkelsen, Scott	WR
2	Clayton, Alonzo	SE	21	Stovall, Jeff	HB	41	Hagerow, Rob	PK	61	Tjernagel, Don	OL	83	Vogel, James	SE
4	Hall, Lance	HB	22	Brasfield, DeWayne	FS	42	Hoover, Jason	RB	63	Meester, Brad	OC	84	Luense, Kirk	SE
5	Talton, Tyree	CB	23	Roberson, Justin	RB	43	Hawthorne, Greg	TE	65	Pattee, Andy	OT	85	Augustin, Tim	TE
6	Marchman, Otis	CB	24	Malone, Terrance	SS	44	Sharar, Lincoln	TE	66	Chyma, Steve	RB	86	Barney, Brooks	TE
7	Spann, Dannie	LB	25	Porter, James	HB	45	Muyengwa, Tendai	OLB	68	Gray, Mike	WR	87	Bennett, Aaron	WR
8	Easter, Marcus	FS	26	Grafft, Colin	LB	46	Miller, Dempsey	NT	69	Reed, Ryan	OG	88	McCalley, Ryan	FL
9	Olsen, Christian	LB	27	LaFollette, Andy	AB	47	Poppen, Mike	TE	70	Clapp, Chris	OT	89	Hunter, Tom	TE
10	Jones, Jason	QB	28	Held, Shane	K	48	Pedersen, Matt	LB	71	Billick, Brian	OT	90	Heimsoth, Jay	NT
11	Anderson, Brian	QB	29	Ward, Dedric	FL	49	Wilson, Jerod	CB	72	Trewin, Joe	OG	91	Streets, Scott	DE
12	St. Meyer, Steve	CB	30	Duden, Josh	FL	50	Meredith, Scott	ILB	73	Davison, Brian	DE	92	Kelley, Matt	DE
13	Morrison, Mike	FS	31	Jeter, Vernon	CB	51	Kitzinger, Dan	FS	74	Zehr, Nate	OG	93	Burkle, Cory	DE
14	Beard, Steven	QB	32	Seaward, Nathaniel	CB	52	Morris, Andy	LB	75	Culver, Mark	OG	94	Dolash, Jake	DE
15	Key, Jason	SS	33	Rezzatto, Justin	LB	53	Birkey, Tim	LB	76	Beck, Brian	OT	95	Peterson, Matt	DE
16	Strickland, Maceo	SS	34	Ferguson, Garrett	FB	54	Miller, Tim	LB	77	Beals, Matt	OG	97	Barney, Willie T.C.	DE
17	Jorth, Mack	QB	35	Schipper, Travis	LB	55	Williams, Brandon	LB	78	Vice, Jason	OT	98	Linsmeyer, Jeremy	DE
18	Urbanek, Justin	QB/P	37	Roethler, Robert	SS	56	Brown, Neville	LB	79	Dougherty, Ches	DL			
19	Walter, Eric	P	38	Hemmen, Travis	FB	57	Ross, Brian	LB	80	Erion, Joe	WR			
			39	Waller, Matt	K	58	Elmer, Andrew	LB	81	Cossolotto, Matt	WR			

Northern Iowa head coach Terry Allen signed a total of 18 football recruits to national letters of intent, including 15 high school seniors, nine from the state of Iowa, and three junior college transfers.

Anthony "Tony" Beminio, 6-4, 255 OT/DT, Iowa City West High School, Coralville, IA...Played both ways for the state 4A champions...All-area, all-conference, Des Moines Register Elite team, Sports Writers 4A Team Captain, the first lineman ever to be so named...Nine-time state champion in Greco and Freestyle wrestling...Placed 2nd in freestyle at the Junior Nationals and 6th in Greco, gaining all-American status in both...AAU Junior Olympics heavyweight champion and two-time state heavyweight qualifier, ranked no. 1...Earned three letters in football and four in wrestling at Iowa City West...High school football coach, Brad Wymer, was a linebacker at UNI in 1989 and '90...Born Nov. 21, 1977...Son of Reese Morgan.

Eddie Berlin, 6-1, 180 WR/DB, Urbandale High School, Urbandale, IA...All-conference, 3rd team all-state defensive back, team MVP...4A state high jump champion and long jump runnerup...Shrine Bowl invitee...Basketball all-conference, member of Iowa Junior Select AAU team, team captain...Also baseball pitcher...Earned four letters in track, three in baseball and two each in basketball and football...Born Jan. 14, 1978...Son of Bruce and Carla Berlin.

Aaron Buss, 6-6, 230 OT, Aplington-Parkersburg High School, Parkersburg, IA...1st team all-state, district MVP, 1st team all-district in basketball...Played for state Class 3A 1993 football champions, 1994 AAU basketball champions, 1995 AAU 3-on-3 under 18 basketball champions...Earned three letters each in football and basketball...Born Nov. 14, 1977...Son of Mark and Jackie Buss.

Cedrick Cummings, 6-2, 189 WR, South High School/Joliet Community College, Cleveland, OH...JUCO captain, all-Region IV, all-conference, league's leading receiver, all-American nominee at Joliet Community College...All-conference in football and basketball as a prep...Majoring in criminology...Born Aug. 31, 1973...Son of Marlyn Cummings and Richard Dobson.

Garrett Ferguson, 6-2, 240 RB, Mauldin High School/Kemper Military Junior College, Mauldin, SC...All-region, two-time all-conference, football and track MVP in high school...Majoring in Education...Born July 17, 1975...Son of Garrett and Chris Ferguson.

Ryan Helming, 6-3, 200 QB, Kickapoo High School, Springfield, MO...1st team Southwest Missouri Coaches team, all-conference, all-district, 2nd team all-state, USA Today honorable mention, all-academic in football...Set school single-season and career passing yardage while throwing for over 3,200 yards with 27 TDs in two seasons...USA Today McDonald all-America nominee, Bass-Pro all-tournament, all-district, all-conference, all-academic, 2nd team all-state and all-Ozark in basketball...Three-time AAU national basketball participant...Honorable mention all-conference and all-academic in baseball...Placed 2nd in the high jump in the conference and district...Majoring in computer science...Born Dec. 14, 1977...Son of George and Patty Helming.

Lamar Henderson, 5-10, 180 WR, Martin Luther King High School, Detroit, MI...Blue Chip preseason all-American, all-city, all-metro, all-state...Played in two league championships...Majoring in criminology...Born Aug. 30, 1977...Son of Daisy Henderson...Nicknamed "Boo".

John Jenkins, 6-2, 205 LB, Cyprus Lake High School/Ellsworth Community College, Fort Meyers, FL.

Jeremy Jones, 6-0, 260 OC, East High School, Waterloo, IA...Two-time all-metro, all-conference, Iowa Newspaper Assoc. All-State, Des Moines Register Elite Team, academic all-state, Shrine Bowl invitee...Nicknamed "Grizz"...Born Oct. 25, 1977...Son of Bob and Dolene Reichenbacher.

Robert Kemp, 6-2, 275 DL, Dubuque Hempstead High School, Dubuque, IA...All-conference, all-area, Des Moines Register Elite Team DL, Iowa Newspaper Assoc. 2nd team all-state OL...Earned four letters in track and two in football...State qualifier in the discus...Majoring in physical education...Born Oct. 4, 1977...Son of Mike Kemp.

Richard Lucel, 6-0, 173 WR, Miami Beach Senior High School, Miami, FL.

Greg McKinstry, 6-2, 190 DB, Marquette University High School, Milwaukee, WI...Team was 22-1 his last two years...All-conference...Majoring in criminal justice...Born Sept. 5, 1977...Son of Greg and Betty McKinstry.

Leon Miller, 6-1, 195 LB, Jennings High School, St. Louis, MO...Two-time all-metro, all-state, state all-star game selectee, all-conference, all-district in football...Two-time all-conference in baseball, all-conference in basketball...Placed third in the 300 intermediate hurdles in track sectionals and ran on the 4 x 4 relay team at state...Earned three letters each in football and basketball and two each in track and baseball...Born June 21, 1977...Son of Richard Miller...Nicknamed "quick silver".

Anthony Morgan, 5-11, 175 DB/RB, Custer High School, Milwaukee, WI...All-conference at tailback and cornerback, team and conference MVP, city scoring leader...Team was city champ and participated in the 1995 playoffs...Majoring in elementary education...Born April 15, 1978...Son of Teresa Morgan.


Jonathan Murray, 6-5, 243 OL, Clear Lake High School, Clear Lake, IA...Two-time all-district, Iowa Newspaper Association all-stater, Des Moines Register all-stater, senior co-captain, Shrine Bowl selectee, three-year starter...Earned three letters each in football and wrestling and two in track...Son of Chris and Becky Murray.

Michael Richards, 6-1, 205 DB, Iowa City High School, Iowa City, IA...Two-time all-conference, 1995 all-stater, four-time all-state in track...Football team played in the state championship in 1993 and '94...Shrine Bowl selectee...Born July 14, 1977...Son of Bob and Connie Richards.

Philip Soash, 5-10, 180 PK/P, Waverly-Shell Rock High School, Waverly, IA...Two-time all-state punter, 1995 all-conference kicker...Earned four letters in track and two each in football and wrestling...Majoring in construction management...Born April 5, 1977...Son of Jerry and Linda Hennings.

Phillip Wagner, 5-9, 190 RB, North Fayette High School, Fayette, IA...Two-time all-state running back, school's career rushing leader with 3,039 yards...Ran for 300 yards on 31 carries in one game...1995 Class 2A 100 and 200 meter dash state champion...Earned three letters each in football and track and one in wrestling...Majoring in athletic training...Born June 16, 1978...Son of Al and Sharon Wagner.

1996 Depth Chart



Offense

SPLIT END

- 2 Alonzo Clayton, Jr.
- 84 Kirk Luense, Jr.
- Cedrick Cummings, Jr.
- Richard Lucel, Fr.

LEFT TACKLE

- *70 Chris Clapp, Jr.
- 76 Brian Beck, So.
- 71 Brian Billick, So.
- Tony Beminio, Fr.

FLANKER

- *29 Dedric Ward, Sr.
- Lamar Henderson, Fr.
- Eddie Berlin, Fr.
- 88 Ryan McCalley, Sr.
- 30 Josh Duden, RS Fr.
- 83 James Vogel, RS Fr.

LEFT GUARD

- 77 Matt Beals, RS Fr.
- 59 Joe Trewin, RS Fr.

CENTER

- 63 Brad Meester, RS Fr.
- 60 Andrew Allen, Sr.
- Jeremy Jones, Fr.

RIGHT GUARD

- *75 Mark Culver, Sr.
- 69 Ryan Reed, So.
- 74 Nate Zehr, So.
- Jonathan Murray, Fr.

RIGHT TACKLE

- *65 Andy Pattee, Jr.
- 78 Jason Vice, Sr.
- Aaron Buss, Fr.

QUARTERBACK

- 14 Steven Beard, Sr.
- 10 Jason Jones, Jr.
- 11 Brian Anderson, RS Fr.
- 18 Justin Urbanek, So.
- Ryan Helming, Fr.
- 17 Mack Jorth, So.

HALFBACK

- 25 James Porter, Jr.
- 4 Lance Hall, So.
- 23 Justin Roberson, RS Fr.
- 42 Taras Walker, Jr.
- Phil Wagner, Fr.

FULLBACK

- *21 Jeff Stovall, Sr.
- 34 Garrett Ferguson, Jr.
- 38 Travis Hemmen, Jr.

TIGHT END

- 44 Lincoln Sharar, Sr.
- 43 Greg Hawthorne, Sr.
- 85 Tim Augustin, Sr.
- 86 Brooks Barney, Fr.
- 47 Mike Poppen, Fr.
- 89 Tom Hunter, So.

AB

- 27 Andy LaFollette, Sr.
- Cedrick Cummings, Jr.
- Eddie Berlin, Fr.

LETTERMEN RETURNING (15): OC Andrew Allen, QB Steven Beard, OT Chris Clapp, SE Alonzo Clayton, OG Mark Culver, RB Lance Hall, TE Greg Hawthorne, QB Jason Jones, AB Andy LaFollette, OT Andy Pattee, HB James Porter, TE Lincoln Sharar, FB Jeff Stovall, OT Jason Vice, FL Dedric Ward.

LETTERMEN LOST (11): QB Chris Berg, OG Dan Bower, WR Delond Bush, RB Troy Dooley, AB Jason Hamrock, TE Matt Harken, SE Jake Kothé, OG Eric Lyons, OC Jon Pilcher, AB Anthony Taylor, OL Josh Toben.

Defense

DEFENSIVE END

- 93 Cory Burkle, Sr.
- 91 Scott Streets, Jr.
- 95 Matt Peterson, RS Fr.

NOSE TACKLE

- 90 Jay Heimsoth, Jr.
- 46 Dempsey Miller, Jr.
- Robert Kemp, Fr.

DEFENSIVE END

- *97 T.C. Barney, Sr.
- 98 Jeremy Linsenmeyer, Sr.
- 73 Brian Davison, Jr.
- 92 Matt Kelley, Sr.
- Ches Dougherty, RS Fr.
- Jake Dolash, So.

OUTSIDE LINEBACKER

- *54 Tim Miller, Sr.
- 35 Travis Schipper, Jr.
- 26 Colin Grafft, RS Fr.

INSIDE LINEBACKER

- *7 Dannie Spann, Sr.
- 9 Christian Olsen, So.
- 52 Andy Morris, So.

INSIDE LINEBACKER

- *55 Brandon Williams, Jr.
- 40 Luke Wilson, Fr.
- 50 Scott Meredith, So.

OUTSIDE LINEBACKER

- 45 Tendai Muyengwa, Jr.
- 56 Neville Brown, RS Fr.
- 47 Matt Pedersen, RS Fr.
- John Jenkins, Jr.
- Leon Miller, Fr.

CORNERBACK

- *12 Steve St. Meyer, So.
- 1 Earl Powell, Sr.
- Tate Morgan, Fr.
- 49 Jerod Wilson, Fr.

STRONG SAFETY

- *16 Maceo Strickland, Jr.
- 24 Terrance Malone, So.
- Michael Richards, Fr.
- Greg McKinstry, Fr.
- Robert Roethler, RS Fr.
- Jason Key, Jr.

FREE SAFETY

- *8 Marcus Easter, Sr.
- 13 Mike Morrison, Sr.
- Dan Kitzinger, Jr.
- 22 DeWayne Brasfield, Sr.

CORNERBACK

- *5 Tyree Talton, So.
- 6 Otis Marchman, So.
- 32 Nathaniel Seaward, Fr.
- Vernon Jeter, Jr.

LETTERMEN RETURNING (22): DE T.C. Barney, DE Cory Burkle, DE Brian Davison, FS Marcus Easter, NT Jay Heimsoth, DE Jeremy Linsenmeyer, SS Terrance Malone, CB Otis Marchman, CB Steve St. Meyer, OLB Tim Miller, ILB Andy Morris, FS Mike Morrison, OLB Tendai Muyengwa, ILB Christian Olsen, CB Earl Powell, OLB Travis Schipper, ILB Dannie Spann, SS Maceo Strickland, DE Scott Streets, CB Tyree Talton, ILB Brandon Williams.

LETTERMEN LOST (6): DE Ryan Behr, LB Derek Fulton, OLB Kevin Hammond, DB Jeff Helgeson, NT Brian Moretz, DB Marc Salmon.

Specialists

PLACEKICKER

- *39 Matt Waller, Sr.
- 28 Shane Held, Jr.

PUNTER

- *18 Justin Urbanek, So.
- 19 Eric Walter, Jr.
- Kasey Kadolph, Fr.

SNAPPER

- *52 Andy Morris, So.

LETTERMEN RETURNING (4): PK Shane Held, P Justin Urbanek, PK Matt Waller, P Eric Walter.

LETTERMEN LOST (0)

*95 Starter

● Northern Iowa has a one-game home winning streak, having defeated Winona State 48-3 in the last regular-season game of the year. UNI's last home loss was November 11, 1995, to Idaho, 16-12, an eventual 1-AA playoff team. The Panthers had a 25-game home winning streak heading into the 1992 1-AA semifinal game against Youngstown State. The Penguins snapped the streak with their 19-7 win on December 12. UNI won all six home games in 1993 and prior to the September 24, 1994, loss to McNeese State, had won 29 straight regular-season games in the Dome dating back to the 1989 season when it lost 22-14 to Mankato State in the first game of the year.

● UNI has been the top Division I program in the state of Iowa since 1985, compiling a 96-39-1 record (.710) since helping to found the Gateway Conference football division.

● UNI is 40-4 at home under head coach Terry Allen and 106-28-1 since the Dome opened in 1976.

● Several Panthers will be under consideration for 1-AA all-America honors: senior flanker Dedric Ward, a 1995 consensus all-American and a candidate for the Walter Payton Award, given to the top player in the division; defensive back Tyree Talton, a first-team all-league pick when only a freshman last year and tied for 13th in the nation in interceptions; running back Jeff Stovall, the team's leading rusher three straight years; and free safety Marcus Easter. Placekicker Matt Waller and UNI's top two returning tacklers, linebackers Dannie Spann, named to the league's all-Newcomer team last year, and Tim Miller, a second-team all-league choice, should be considered honors candidates, also.

● Since joining the Gateway Conference in 1985, UNI is 96-39-1 (.710) overall. Against Gateway opponents, the Panthers are 53-12-0 (.815), leading the league in wins. UNI is 70-42-3 (.623) against 1996 opponents.

● UNI finished the 1995 season ranked 13th in the nation in the Sports Network poll and tied for the conference title with Eastern Illinois (5-1). The Panthers are going for at least a share of their seventh straight league title. Last year's national ranking was their 10th Top 20 ranking since 1984. They were ranked as high as 11th for two straight weeks (Oct.

23, 30) last year and fell to 22nd the week of November 13th before going into the playoffs ranked 18th.

● Thirteen players were named to all-conference teams, including five first-teamers, and one was named first-team all-American. **Returning** all-conference players include flanker Dedric Ward, cornerback Tyree Talton, fullback Jeff Stovall, outside linebacker Tim Miller and inside linebacker Dannie Spann. Spann and Talton also were named to the league's all-Newcomer team.

Ward was the league's Offensive Player of the Year and a consensus all-American, while the graduated Kevin Hammond, an outside linebacker, and nose tackle Brian Moretz were named to Don Hansen's Football Gazette third team and honorable mention team, respectively.

● The Panthers tied or broke eight school records in 1995. All-American Dedric Ward broke three and tied three receiving and scoring marks, while Tyree Talton tied a record for interceptions (3) in a game. UNI's six consecutive wins over a current opponent, Southwest Missouri State, also is a new standard. The Panthers played before one more UNI-Dome sellout in 1995, versus Idaho, the facility's seventh grid sellout.

Ward also set a new Gateway record with his 2,707 career (regular-season games only) receiving yards. Fullback Jeff Stovall ranks eighth on league charts for career rushing yards (2,549) and Ward is fifth in career receptions (128).

● Head coach Terry Allen has a 63-24 (.724) overall and 35-7 (.833) league record, leading all conference coaches in each category.

● UNI had Gateway Players of the Week selected seven times last year.

● Several football players participated in other spring sports this past year. Maceo Strickland and Alonzo Clayton ran track, while Tom Hunter played for the Panther baseball team. Quarterback Steven Beard and placekicker Matt Waller skipped playing baseball this past spring to concentrate on football.

● UNI plays at Iowa State on September 21. The two teams last met in the 1994 season. UNI has a two-game win streak against the Cyclones. The Panthers

have had some success against current 1-A teams. They are 0-1 against Bowling Green (1947), 0-4 against Central Michigan (last game in 1970), 0-1-1 against Colorado State (last game 1926), 3-5 against Eastern Michigan (last 1968), 1-11 against Iowa (last 1995), 2-13-3 against Iowa State, 3-0 against Kansas State (last 1989), 0-1 against Minnesota (1987), 0-1 versus UNLV (1975), 2-1 versus Northern Illinois (last 1964), 0-1 against Oklahoma State (1990), 0-1 against Pittsburgh (1988), 4-11-2 against Western Michigan (last 1949) and 0-1 against Wyoming (1993). Most of the success has come in the last 11 years, with a 5-6 mark against 1-A teams since 1985.

UNI tentatively plays again at Iowa on September 6, 1997. That's the last scheduled game against a 1-A opponent.

● The Panthers ended the 1995 season ranked in the top 50 nationally in a total of 11 individual categories. Quarterback Chris Berg was ranked fourth in 1-AA in passing efficiency and 35th in total offense, Dedric Ward was 45th in receptions per game, first in receiving yards per game, was tied for 31st in scoring and was 43rd in all-purpose running; Tyree Talton was tied for 13th and Marcus Easter tied for 28th in interceptions; Justin Urbanek was 34th in punting, Anthony Taylor was 15th in kickoff returns and Matt Waller was tied for 34th in field goals.

As a team, the Panthers were 73rd in rushing offense, 15th in passing offense, 30th in total offense, 40th in scoring offense, 28th in rushing defense, 12th in pass efficiency defense, tied for 16th in total defense, 13th in scoring defense, 32nd in net punting, 108th in punt returns, ninth in kickoff returns and were tied for 50th in turnover margin.

● The Panthers played only three true freshmen in 1995 — defensive backs Otis Marchman and Earl Powell and punter Justin Urbanek. Marchman played in nine games, Powell in 10 and Urbanek in all 13 games.


● The Gateway Football Conference membership drops from seven to six with Eastern Illinois moving its entire program to the Ohio Valley Conference.

● Flanker Dedric Ward and nose tackle Brian Moretz were named the team's MVPs, while offensive center Jon Pilcher was chosen to receive the Stan Sheriff Award, formerly the Oil Can Award, given to the

player who keeps the team running the smoothest, motivated and who is the driving force behind the team. Ward is the only player of the three returning in 1996.

● UNI's spring roster included 73 players from the state of Iowa and incoming signees added 10 more lowans to the slate. The Panthers also have players representing Arizona, Florida, Illinois, Minnesota, Missouri, South Carolina, South Dakota, and Wisconsin.

● The Panthers have two new staff persons. Del Wight replaces Walt Klinker as offensive line coach. Klinker left in January to become an assistant at Hawaii. Wight has over 20 years of college and professional coaching behind him, the last two years in Arena ball. Michael Garrison replaces Wes Anderson as running backs coach. He spent the last seven years at Eastern Illinois.



Dedric Ward set numerous school and Gateway records in 1995.

1996 PRE-SEASON RANKINGS

Bob Griese's College Football Yearbook

1. Marshall
2. Stephen F. Austin
3. McNeese State
4. **Northern Iowa**
5. Delaware
6. Montana
7. Appalachian State
8. Hofstra
9. Eastern Kentucky
10. Southern
13. Southwest Missouri State
17. Indiana State
22. Youngstown State

UNI's 1-AA Preseason All-Americans: WR Dedric Ward, Offensive Player of the Year

Gateway Rankings: **Northern Iowa**, Southwest Missouri State, Indiana State, Southern Illinois, Illinois State, Western Illinois.

UNI's Gateway Preseason All-Conference: WR Dedric Ward, OL Chris Clapp, DL T.C. Barney, LB Tim Miller, LB Dannie Spann, DB Tyree Talton, DB Marcus Easter.

Offensive Player of Year: WR Dedric Ward.

The Sporting News

1. Montana
2. Appalachian State
3. Marshall
4. Delaware
5. **Northern Iowa**
6. Murray State
7. Connecticut
8. McNeese State
9. Troy State
10. Liberty
13. Stephen F. Austin

UNI's 1-AA Preseason All-Americans: WR Dedric Ward, Offensive Player of the Year

Gateway Rankings: **Northern Iowa**, Southwest Missouri State, Indiana State, Western Illinois, Illinois State, Southern Illinois.

UNI's Gateway Preseason All-Conference: WR Dedric Ward, RB Jeff Stovall, LB Tim Miller, LB Dannie Spann, DB Tyree Talton.

Offensive Player of Year: WR Dedric Ward.

● UNI's 35-34 win at Murray State in the first round of the 1-AA playoffs was the first road win in 1-AA post-season play following five losses. The Panthers were one of only two lower seeded teams to win first-round games in the tournament.

● Dedric Ward set several school and Gateway Conference records last season and is on track to set a couple more school marks. He needs only 25 catches and eight TD receptions to tie school standards. He is eight catches shy of setting a new league record for career receptions.

Running back Jeff Stovall also is on track to break a few marks. He needs 125 rushing attempts, 461 yards and one TD to tie school records in each category.

● At one point last season, Dedric Ward had caught seven consecutive passes all going for TDs. The streak was snapped at home against Indiana State when he caught four passes for 49 yards, none for scores. He didn't catch a pass one week earlier against Eastern Illinois for the first time in 24 games and for just the second time in his career. His streak of eight straight games with at least one TD reception also was ended. Conversely, all four of his catches against Western Illinois the week prior to EIU resulted in TDs.

● UNI is 47-43-7 in season openers and 4-2 in the last six years. The Panthers open the season August 31 at Southern Utah.

● UNI plays only two games on natural grass this season — at Southern Utah and at Iowa State. Over the past five years, UNI is 6-7 on natural grass and 13-6 on artificial surfaces on the road.

● The 1996 co-captains are linebacker Tim Miller, free safety Marcus Easter, flanker Dedric Ward, quarterback Steve Beard, defensive end T.C. Barney and running back Jeff Stovall.



Terry and Lynn Allen

ALLEN'S TEAMS

- Won 63 games with only 24 losses overall, the highest win total in the Gateway Conference. Since 1985, the first year of competition for the Gateway football division, UNI has won 53 league games and lost 12, also the highest win total in the league.
- Appeared in 10 playoff games. In Allen's total tenure with the Panthers, either as an assistant or head coach, UNI has appeared in 17 post-season games, all at the 1-AA level. The Panthers have appeared in more 1-AA post-season games than any other team in the Gateway.
- Under Allen, shared the Gateway title in 1990 and 1995 and won the crown outright in 1991, 1992, 1993 and 1994. During his entire coaching tenure, UNI has won seven outright league titles.
- Produced 97 all-conference selections, including 45 first-teamers, four Defensive Players of the Year and two Offensive Players of the Year in the last seven years.
- Produced 31 all-Americans as a head coach and has coached three others as an assistant. He also has been involved with coaching three players currently active in the NFL.
- Played before all seven of the UNI-Dome's sellout crowds, including the Dome's first sellout in 1990, two sellouts in 1992, one in 1993, two in 1994 and one in 1995.
- Finished in the nation's top 20 all seven years, and in the top 20 nine times since the formation of the Gateway in 1985.
- Tied a school record with 10 wins in 1990 and 1992 (records include regular-season games only).

The only thing better than mom's apple pie in Terry Allen's eyes is the opportunity to be head coach at your alma mater. And that's where he'll be for his eighth straight fall when the Panthers open the 1996 season August 31 at Southern Utah.

"I perceive myself as a fortunate person in a great situation," he has said. "I feel very strongly that there is too much credit given to head coaches when programs are successful. We have good players and, I think, one of the best coaching staffs in 1-AA football."

When named head coach on January 5, 1989, Allen was the youngest head coach at either the 1-AA or 1-A level. He's a seasoned veteran now with a career record of 63-24. He was named the Bruce Craddock Gateway Conference Coach of the Year four straight years from 1991-94 and Kodak Regional Coach of the Year in 1992. He's still one of the nation's brightest minds in college football today.

During his 22-year relationship with the Panther football program, Allen has worn just about every hat imaginable on the way to being named head coach.

Allen as a player, an assistant and now as head coach has played a key role in the establishment of UNI's nationally-recognized football program and the overall excellence associated with it.

Despite his youth, Allen's experience in the coaching ranks was far from limited at the time of his appointment.

He served under three different UNI coaches — Stan Sheriff, Darrell Mudra and Earle Bruce — and also has experience professionally with the Saskatchewan Roughriders of the Canadian Football League.

He continues to believe he can relate in special ways to his players because of his personal ties to Northern Iowa, and he's never been selfish in the running of the Panther program. He has helped mold a staff comprised of other former UNI standouts and seasoned veterans from the professional ranks.

"I feel very strongly about the staff I have been fortunate to work with here at UNI," he says. "I still try to focus on the fact that this is the players' team and I'm really just there to accommodate that."

Having come to UNI in 1975 as a recruited athlete out of Iowa City

(IA) West High School, where he was an all-state quarterback, Allen began an association with the University during a period that easily can be described as the most productive in Panther football history. He took just a few snaps that first year, which was best known for UNI's playoff game (known as the "Mud Bowl") against Western Kentucky in old O.R. Latham Stadium. The UNI-Dome was rising from the earth across the street.

Allen started the next three years, marred in 1977 by a broken collarbone which kept him off the field for three games. He still holds school records — he's tied for rushing touchdowns in a game (4) and holds the record with 32, he holds the record for total offensive attempts in a season (397), four touchdowns scored in a game (4) and 24 points scored in a game, also shared. Four team records also were set while Allen was over center.

He's in possession of yet one other record. Allen is the only person who has been involved in every UNI football game ever to be played in the UNI-Dome.

Over the past 17 seasons, he has gone from being a graduate assistant in 1979 under Sheriff, to a fulltime aide under Sheriff, Mudra and Bruce. He was recruited as a player because of his technical expertise in following the Houston veer offense. As an assistant coach, he mentored the receivers, running backs and quarterbacks, and he called the offensive plays under Mudra. Along with Mudra and current

assistant Bill Salmon, the Panthers advanced to two 1-AA national semifinal games and six more berths in the last 12 years, including advancing to the semifinals in 1992 when they were ranked third. Also during 1992, the Panthers received their first no. 1 national ranking, a position they held for five straight weeks.

In 1991, UNI was ranked fourth and advanced to the quarterfinal round, and in 1990, UNI was ranked 11th and advanced to the first round of the playoffs. In 1993, the Panthers finished 13th in the Sports Network poll and lost a double-overtime decision to sixth-ranked Boston University. In 1994, UNI was ranked 12th heading into the playoffs and finished 11th in the poll, losing a 23-20 squeaker to Montana in the first round of the playoffs. This past season, it upset previously undefeated and fourth-ranked Murray State in the first round of the tournament, 35-34, then lost in

Allen As a Head Coach

1989	8-3	T2nd Gateway Conference
1990	8-4	T1st Gateway Conference
	0-1	1AA Playoffs
1991	11-2	Gateway Conference Champ
	1-1	1AA Playoffs
1992	12-2	Gateway Conference Champ
	2-1	1AA Playoffs
1993	8-4	Gateway Conference Champ
	0-1	1AA Playoffs
1994	8-4	Gateway Conference Champ
	0-1	1AA Playoffs
1995	8-5	T1st Gateway Conference
	1-1	1AA Playoffs

Head Coach Terry Allen

ALLEN IN THE GATEWAY

The Gateway Conference's and each member school's success has helped keep coaching staffs intact, as just 18 head coaches have been at the helm of Gateway teams during the league's first 11 seasons. In fact, the five coaches who return from last season have averaged about eight years at their schools. Dennis Raetz of Indiana State leads all conference coaches as he enters his 17th year with the Sycamores.

Current Gateway Coaching Records

Coach, School	Yrs.	GFC	Pct.	All*
Terry Allen, UNI	1989-95	35-7-0	.833	63-24-0
Randy Ball, WIU	1990-95	21-15-0	.583	33-33-1
Dennis Raetz, INS	1980-95	21-39-0	.350	84-93-1
Shawn Watson, SIU	1995	2-10-0	.167	6-16-0
Del Miller, SMS	1995	1-5-0	.200	4-7-0
Todd Berry, ILSU	1995	0-0-0	.000	0-0-0

*Overall records include mark with current school only

the quarterfinals to eventual national runner-up Marshall, 41-24.

Allen makes no bones about where his heart lies, despite his hometown of Iowa City and his father's association with the University of Iowa Hawkeyes, where Bob Allen was the Iowa swimming coach. His father taught him "that the athletes are the most important thing in our job...Some of my players might not agree with me, but I really try to be a players' coach. It's their team; it's by no means my team. I feel I have the responsibility to give them the best coaches I can and provide them with the best possible plays to win.

"I'm a UNI guy," he always has said. "It's a goal of every college coach to be able to coach his alma mater. I'm proud to be an alum of this institution, to have been an assistant coach here and to carry on in its tradition...You always want to coach at the highest level you can, but it would have to be an awfully good situation for me to want to leave. I have a great situation here. I'm very happy here."



Allen as a Coach

Allen brought his own style to the Panthers when he took the helm, but, obviously, the three previous mentors have had some effect.

"Sure, I listened to them all," Allen said. "I took in what they each had to say, but I do not rely on one particular philosophy. It's obvious that Darrell Mudra turned over a particular style of offense to us, and the members of the staff who remain here are comfortable with that."

Allen said he feels his teams should be based around Iowa talent.

"I feel strongly about the caliber of athlete in this state," he says. "I realize that we have to do some recruiting out of state, but the bulk will be made up of Iowa talent."

ALLEN AGAINST HIS OPPONENTS

Opponent	Overall	Home	Away
Augustana (SD)	1-0	1-0	0-0
+Boise State	0-1	0-0	0-1
+Boston University	0-1	0-0	0-1
Clarion University	1-0	1-0	0-0
+Eastern Illinois	6-1	4-0	2-1
+Eastern Washington	3-0	3-0	0-0
Ferris State	1-0	1-0	0-0
Fort Hays State	1-0	1-0	0-0
+Idaho	2-2	1-1	1-1
Idaho State	2-0	1-0	1-0
Illinois State	5-2	3-0	2-2
Indiana State	6-1	4-0	2-1
+Iowa	0-1	0-0	0-1
Iowa State	2-1	0-0	2-1
Jacksonville State	1-0	1-0	0-0
Kansas State	1-0	0-0	1-0
Lock Haven	1-0	1-0	0-0
Mankato State	0-1	0-1	0-0
+McNeese State	3-2	2-1	1-1
+Marshall	0-2	0-0	0-2
+Montana	0-1	0-0	0-1
Moorhead State	1-0	1-0	0-0
Morgan State	1-0	1-0	0-0
+Murray State	1-0	0-0	1-0
Northern Arizona	1-0	1-0	0-0
Oklahoma State	0-1	0-0	0-1
Southern Illinois	6-1	4-0	2-1
Southwest Missouri State	5-1	3-0	2-1
Southwest Texas State	1-1	1-0	0-1
+Stephen F. Austin	0-1	0-0	0-1
+Weber State	1-0	1-0	0-0
Western Illinois	6-1	3-0	3-1
Western Kentucky	2-0	1-0	1-0
Winona State	1-0	1-0	0-0
+Wyoming	0-1	0-0	0-1
+Youngstown State	0-1	0-1	0-0

+Indicates 1-AA playoff or bowl team year played

Allen as a Mentor


"Heading into the 1996 football season, my teammates and I are determined to maintain the winning tradition Coach Terry Allen and his staff have established at the University of Northern Iowa. Coach Allen is one of the winningest coaches in Division 1-AA football, not only because of his knowledge of the game, but also because of his great relationship with his players on and off the field. Some of Coach Allen's greatest characteristics are enthusiasm, preparation, determination and a positive attitude. The past four years have been filled with wonderful moments and hopefully, the near future holds many brighter ones for the Panthers."

Steve Beard, Senior Quarterback



Allen as a Player

Del Wight



OFFENSIVE LINE

Del Wight, an experienced assistant with over 20 years of collegiate and professional coaching behind him, was hired as offensive line coach in March. He replaces Walt Klinker, who had been on the Panther staff 13 years.

Wight spent the last two years in the professional ranks, with the Las Vegas Posse in 1994, then moving to Memphis of the Arena league, in

1955. Prior to that, he spent 19 years in the collegiate and Canadian professional ranks.

He was defensive coordinator at San Diego State from 1993-94, for the Western Athletic Conference champion, Wyoming, from 1986-90; held the same position at Washington State from 1982-85 and was linebacker coach and recruiting coordinator at Fresno State from 1978-81. While at Wyoming, he coached the WAC's top defensive unit three straight years — from 1988-1990. The Cowboys had 11 first team all-conference defensive picks during his five seasons on staff.

He also was defensive coordinator for the Toronto Argonauts in 1978, for the Winnipeg Blue Bombers in 1977, was defensive coordinator and line coach at New Mexico from 1971-76 and held the same positions at North Dakota from 1970-71.

A native of Casper, WY, Wight received his bachelor's and master's degrees from Wyoming, the latter in 1965. He lettered three years in football with the Cowboys, playing tackle one year and linebacker two years. He was a part of three WAC championship teams. He also was a two-year letterman in wrestling, placing third at the regional AAU tournament.

He was born December 28, 1938, in Casper.

Ardell Wiegandt



DEFENSIVE COORDINATOR Defensive Line

Ardell Wiegandt rejoined the Panther staff in 1989 after serving as a volunteer assistant under Darrell Mudra during the 1987 campaign. Prior to returning to UNI, he was defensive coordinator for the Ottawa Roughriders and before that, he held the same position with the Montreal Alouettes. From 1985-86, Wiegandt handled the defensive line one year and the linebackers one other for the Buffalo

Bills, where he met current UNI assistant Dick Moseley. Other coaching assignments included stints with Wyoming (1983-84), in charge of the offensive line and linebackers; the Calgary Stampeders, where he was head coach from 1980-81 and in charge of the offensive line and defensive line while also serving as offensive and defensive coordinators in various seasons (1972-82); and the Birmingham Vulcans (1974-75) of the World Football League. He also served at North Dakota State (1969-73) as defensive coordinator while also working with the linebackers.


Wiegandt played under Mudra at North Dakota State from where he graduated in 1966. He was instrumental in convincing Moseley to join the Panther staff.

He has coached 13 UNI all-conference selections, including James Jones, currently active with the Denver Broncos, and three all-Americans.

"I want the student-athlete to have a good time on the field," Wiegandt has said. "I don't want my players to play under fear for me. My job is to earn their respect. But it's a two-way street. They have to earn my respect."

He was born June 28, 1940. He and wife, Marcia, have a daughter, Karen, and son, Ted.

Bill Salmon



WIDE RECEIVERS

One of four Panther assistants with extensive UNI backgrounds, Bill Salmon is without a doubt one of the all-time greatest quarterbacks in the school's history. He joined the Panther staff 13 years ago.

Salmon led the Panthers as a player to the 1975 NCAA Division II playoffs. Known for his excellent throwing arm, which was described as more of a sidearm, and football knowledge (he called about 75

percent of his own plays), he was superb at running the Panther veer attack. A three-year starter, he was named the North Central Conference's Most Valuable Offensive Back and to AP's all-American third team. He was drafted in the 10th round by the Minnesota Vikings, but an off-season knee injury eventually spelled the end of his playing career.


He threw for 4,342 career yards and had 5,371 yards in total offense. He set a season total offense mark in 1974 with 2,157 yards. Former head coach and athletic director, Stan Sheriff, called him "the greatest and smartest quarterback I've ever coached."

In his 13-year tenure as an assistant with the Panthers, he has coached 10 all-conference selections and two all-Americans. Pronounced "Salmun", not like the fish.

He was born January 27, 1954, in Des Moines, IA, and graduated from Cedar Falls (IA) High School in 1972, where he was an all-conference, all-district, all-state and team MVP. He was a three-year starter for the Panthers. His wife's name is Kim.



Mark Farley



LINEBACKERS Strength Coach/Recruiting Coordinator

Mark Farley is one of three UNI assistants who played his collegiate ball for the Panthers. Originally a walk on, Mark Farley earned a full scholarship and was named co-Defensive Player of the Year in the Gateway Conference in 1985. He received his bachelor's degree in 1987. He's a certified strength and conditioning specialist and has handled those responsibilities for both the football and men's basketball programs.

Farley moved directly into a graduate assistant's position with the Panthers before being named a fulltime aide. As an undergraduate, he twice was named honorable mention all-American and CoSIDA (College Sports Information Directors of America) Academic All-American. He also received the UNI Purple and Old Gold Award for the most visible senior athlete.

He's a native of Waukon, IA, where he was a two-time all-conference selection in football and basketball and a three-time pick in baseball.

"You have to love the game to play linebacker (at UNI) just for the fact of the time spent at it," Farley has said. "We're the last ones to come out of meetings, generally...The work ethic has really been passed down through the ranks, all the way back to when Bryce (Paup, this past year's NFL Defensive Player of the Year) was here as a young player for us. He passed it down to James (Jones, currently with the Denver Broncos), who then passed it down to Peter (Burns), who (passed) the baton to Paul (Wolf)."

Farley has coached 20 all-conference selections, including four consecutive conference Defensive Players of the Year in William Freeney and Andre Allen; and five all-Americans — Freeney, Paup, currently active with the Buffalo Bills; Allen and Kevin Hammond.

He and wife, Lori, have three children — Jake, Jamie and Jerod.

Dick Moseley



SECONDARY

Former Green Bay Packer outside linebacker coach Dick Moseley was hired four years ago. Moseley had been on staff with the Packers since 1988, after previously coaching the Buffalo Bills' defensive backs from 1985-87. He also coached two years in the USFL — 1983 with the New Jersey Generals and 1984 with the Pittsburgh Maulers.


Prior to joining the pro ranks, he spent 13 years at the collegiate level and nine years in the high school ranks. He coached the secondary at Colorado from 1979-81, was the secondary coach and defensive coordinator at Minnesota from 1972-78, coached at Wichita State in 1971, and his first collegiate job was with his alma mater, Eastern Michigan, from 1968-70.

While coaching at EMU, his secondary led the nation in pass interceptions with 29 his first year. At Minnesota, his Gopher defense set a record for takeaways in 1973 with 38 and later established a Big Ten mark by not permitting any touchdown passes during the 1975 season.

Moseley originally pursued a professional baseball career after graduating from Eastern Michigan in 1956. He spent two years in the Dodger organization, which saw him reach the Class A level at Elmira, NY. Eleven of his UNI players have received all-conference honors, and he has coached three all-Americans.

A native of Detroit, Moseley, 60, received his master's degree from Michigan in 1962. He has two sons, Michael and Thomas.

Todd Eagen



TIGHT ENDS

Todd Eagen played defensive end for the Panthers from 1986-90. He was a second-team all-conference pick his senior year.


He is in his sixth year as an assistant, helping with the tight ends. He also has assisted in the past with the defensive line. Tight end Matt Harken received first team all-conference honors and was named honorable mention all-American by the Sports Network and Football Gazette in 1994 under

Eagen's direction.

A graduate of Oskaloosa (IA) High School, he was a two-time all-conference pick and a second-team all-stater as a senior. He also was a state finalist in the shot put and a top-ranked wrestler. His father was a successful head coach at both Harlan (IA) and Marshalltown (IA) High Schools.

He was born January 18, 1968; his wife's name is Val.

Michael Garrison



RUNNING BACKS

Michael Garrison was named to the running backs assistant position in April. He spent the past seven years as an assistant at Eastern Illinois where he was in charge of the offensive backs and wide receivers, along with being recruiting coordinator. While at Eastern, the Blue Panthers were a national semifinalist in 1989 and a quarterfinalist last season.


Two of Garrison's running backs are among the Gateway Football Conference's career leaders. Willie High, who played from 1992-95, is the league's all-time leading rusher with 4,231 career yards, while Jamie Jones, who played from 1988-91, rushed for 3,466 yards.

Prior to joining the EIU staff, Garrison was an assistant coach in charge of offensive backs, wide receivers or defensive backs and assistant athletic business manager at Nebraska-Omaha from 1985-89 and was offensive coordinator for the Omaha Mustang semi-pro team in 1988. That team led the league in total offense and scoring that season.

Garrison received his bachelor's degree from UNO, where he played football for two years, in 1984. He was a graduate assistant prior to assuming fulltime assistant duties in 1985. While an undergraduate, he was administrator in the UNO Veterans Affairs Office and director of the University's United Minority Student Group.

He served in the Marines from 1974-80. He's a graduate of Omaha's Tech High School, where he earned Valedictorian honors and captained the football team. Prior to joining the Marine Corps, he attended Nebraska one year where he played freshman football.

Bob Kincaid



ACADEMIC ADVISOR


A native of Waterloo, IA, Robert Kincaid joined the athletic staff in 1983, serving as academic advisor on a part-time basis.

A graduate of East Waterloo High School, he received his undergraduate degree from Adams State in 1966 in physical education with a minor in business administration. He spent four years at Northern Colorado as an assistant basketball coach and assistant dean of students while working on his

masters in student personnel and administration. He currently is a member of the Student-Athlete Substance Abuse program at UNI and has served the last few years as chairman of the Tri-County Headstart Program.

"At UNI, (student-athletes) receive a truly distinctive education. There are more than 120 majors...At UNI, everyone, including administrators, professors and coaches, are more than willing to help the student-athlete achieve the goals of a sound education and a positive college experience."

Terry Noonan



SPORTS MEDICINE

Terry Noonan was named athletic trainer 11 years ago after serving as interim head trainer for one year. Prior to that, he had served as assistant trainer since 1983. From 1979-81, he was a graduate assistant at UNI and then spent the next two years as a physical fitness instructor at Hawkeye Community College in Waterloo. From 1981-83, he also served as head trainer for Columbus High School in Waterloo.

He has been a nationally certified athletic trainer for 13 years and has served as an examiner for the NATA Certification test. He has been a member of the NATA District V board of directors since 1993, a member of the district's Constitution and Bylaws Revision Task Force, and is past secretary-treasurer and past president of the Iowa Athletic Trainers Association. He also serves as editor of the Mid-America Newsletter of NATA District V.

Noonan received his bachelor's degree in recreation administration from Loras College in 1978, his Master of Science degree from Eastern Kentucky in 1979 and additional graduate study in physical education with an emphasis in athletic training from UNI in 1981.

He and his wife, Jeralyn, have one son, Casey.

Steve Nurse



EQUIPMENT MANAGER

Steve Nurse, brother of former UNI basketball guard Nick Nurse, was named Equipment Manager in August of 1993. At the time of his appointment, he was an assistant manager at Menards Hardware Store in Omaha, NE, since February of that year.


Prior to that, Nurse had been an assistant manager for Eby's Athletic Co. in Council Bluffs, IA, and was a store manager for Pro Sports in Fairfield. No stranger to UNI, he was a Panther assistant

equipment manager from 1984-88.

He received his bachelor's degree in community recreation from UNI in 1988. He is a member of the Athletic Equipment Managers Assoc., received the Iowa Bar Association's Citizenship Award and has been a counselor at UNI's boys' basketball camps.



The person charged with making sure the Northern Iowa football and men's basketball office runs smoothly is secretary **Caroline Thomson**.



Players



by Mike Michaelson, UNI Media Relations Student Assistant

The Northern Iowa football team has a long tradition of producing high calibre defensive players, most notably linebackers Bryce Paup and Andre Allen. However, the Panthers also have had their share of quality defensive backs — like free safety Marcus Easter.

Though he wasn't heavily recruited out of high school, the 6-0, 175-pound Easter did have several schools who were interested in him — among them UNI.

One of the factors in Easter's decision to attend UNI was Todd Harrington (currently playing with the Iowa Barnstormers of the Arena League), another outstanding Panther defensive back, as well as a fellow graduate of Davenport North High School.

"I would have loved to have played with Todd," said Easter, who earned all-conference and all-state honors at North. "He's from the same high school as me, but I didn't get a chance to play with him. I would have also liked a chance to play with (former UNI and now New York Giants pro) Willie Beamon. They were both extremely good at what they did. I admire that.

"They had something else that seemed to make everyone on their team better," he added.

UNI head football coach Terry Allen is wary of comparing Easter to these two former Panther greats, however. For one thing, Easter wasn't expected to be a defensive player. During his first two years at UNI, he ran pass routes as a flanker.

"Comparing Marcus to those guys would be like comparing apples to oranges," he said. "He came in as a receiver initially, but made the switch over to free safety. He had the drive to want to play, and when he saw potential openings on defense, he stepped his play up a notch."

Stepping up doesn't only mean improving his play on the field. Easter knows mental preparation is even more important than physical, especially at the college level.

"The skill level and amount of outside time are the main differences from high school," said Easter. "You have to spend so much more time on football in college. During the season, I probably spend four to five hours a day working on some aspect of football."

Those extra hours have helped propel Easter into the no. 1 free safety position on the Panther defense. Natural talent can get you only so far, however. According to Allen, Easter's off-the-field work has given him an edge.

"Marcus really carries through, both on the field

and in the classroom," he said. "His work in the film room keeps him a step above other players. He's a real heads-up player. He's intelligent, and has great anticipation and instinct. That comes from good preparation."

Marcus isn't the only sports standout in his family. In fact, he comes from a long line of gifted athletes.

"I have a cousin, Joe Barry Carol, who played professional basketball with Golden State," he said. "He was the first pick in the 1980 NBA Draft out of Purdue. Dwight Scales, another cousin, played football for the Chargers."

Having successful athletes in the family certainly serves as an inspiration. However, these aren't the only people serving as an influence in Easter's life.

"As far as sports heroes, I've always admired Jerry Rice, Steve Young and Ronnie Lott. Yeah, I'm a 49ers fan," he laughed. "I also admire Sterling Sharpe because he was a perfectionist. He's good at what he did. He played hard and aggressive, the way I do."

Easter's greatest hero, and biggest fan, is his mother, Sandra.

"My mother is my main influence," he said. "She's also a perfectionist, like me."

Coming from such a rich athletic background and having achieved a high level of success himself, one could assume Easter would be arrogant or cocky. Not in the least. One of the first things one notices about him is his easy-going demeanor.

"Marcus is a very likable guy, a very sharp individual," said Allen. "He's a very well-rounded person."

When he's not playing ball or studying for a degree in Finance, Easter works as a disc jockey. Such a job requires a general love of music, which he has in abundance. Unlike some athletes, however, Easter doesn't listen to music to get psyched up for a game.

"Because I'm a DJ, I enjoy just about any kind of music," he said. "I used to listen to music in high school before games. I don't do it anymore because I feel I can concentrate better without it."

As usual, expectations for the upcoming Panther football season are very high. After at least sharing the Gateway Conference title for six straight years and the corresponding trips to the I-AA playoffs, UNI

football success has become almost habitual. Easter knows the road won't be easy, though.

"The real key for success this season will be senior leadership and how long it takes us to learn to play together," he said.

"It's a secure feeling knowing we have Marcus in there," said Allen. "His leadership will be very important to us this season. He's a great communicator, the quarterback of our defense."

When you ask some ball players about goals, many might say something like "rush for 100 yards" or "get 12 tackles." Not Marcus Easter. This guy has his feet planted firmly on the ground.

"As a team, we'd like to get to the national championship game; we made the quarterfinals last year," he said. "It'd be nice to win the conference again and be ranked nationally. As for myself, I don't think of numbers or personal stuff. If the team does well, I do well."

"I'm really looking forward to the season," he added. "I think we can contend for a national title, and since it's my senior year, it'd be a great way to go out. You can expect exciting things from this team."



Tim Miller



by Brett Proskovec, UNI Media Relations Student Assistant

Panther fans have become accustomed to watching great linebackers play their college careers at Northern Iowa. Andre Allen, William Freeney and Bryce Paup head a list of linebackers who have electrified fans with their ability to sack the quarterback and punish running backs.

You now can add the name of Tim Miller to that list.

The 6-4, 210-pound outside linebacker got his chance to start last season and he took full advantage of the opportunity, finishing second on the team with 112 tackles and nine sacks on his way to being named to the all-conference second team.

UNI linebacker coach Mark Farley, a former Panther great himself at that position, says Miller has different strengths than his predecessors.

"He doesn't have God-given talents that those (previous) guys had, but he makes up for it with his getting the job done and making big plays," Farley said.

Miller grew up in Carol Stream, IL, and attended Glenbard North High School where he played linebacker as a freshman. He soon was switched to defensive back. During his sophomore year, he became a two-way starter, playing free safety and quarterback. By the time he finished his senior year, Miller was an all-conference quarterback and all-state honoree as a defensive back.

"I enjoyed playing both ways," Miller said. "We ran the option on offense which was fun because I got to make decisions almost every play. But I always preferred playing defense. I like to attack people instead of being attacked."

Although he played linebacker only one year in high school, Miller always felt that was the position he was suited for.

"I always wanted to play linebacker," he said. "I knew I wasn't the fastest guy around, but I was tall enough and I felt if I could put on some weight, that would be a good position for me."

After graduating from Glenbard, Miller had several offers to attend some Division II schools playing baseball and at quarterback, but he chose UNI.

"I had never heard of UNI before Coach (Bill) Salmon recruited me," he said. "But after my visit and learning about the business program and the winning tradition at UNI, I knew this would be the best place for me."

UNI's coaching staff recruited

Miller as an athlete with no particular position in mind.

"They thought I might play tight end, defensive back or outside linebacker," Miller said. "The first day of camp, the coaches told all the tight ends to go one place and all the running backs to go to another place and I said 'where do you want me to go?' The coaches let me decide and I went with the linebackers."

Miller redshirted his freshman year, allowing him to gain weight and learn his new position. The redshirt year can be frustrating for players, doing nothing but practicing and sitting on the sidelines during games. However, Miller turned his redshirt year into a positive experience.

"My redshirt year was a lot of fun because that was where I met all my friends," he said. "All year, we scrimmaged against our starting offense. That was the year (1992) we went 12-2 and were ranked number one in the country, so it was a lot of fun to go out there. You were getting knocked around a lot, but it was fun to get knocked around by guys who were the best team in the country, and I learned a lot."

Miller found the transition from high school football to the college game challenging. Not only was he adjusting to a new position, but he had to get used to the speed of the collegians and battle self-doubt.

"I wasn't intimidated coming out of high school to the college game, but I noticed that the speed of everything that goes on is a lot faster. I travelled with the team my first two years but only played on the special teams. Then I had guys like Andre Allen, Bill Freeney and Kevin Hammond in front of me. Those guys were great players, so I never got a chance to get into a game and see what I could do. So I questioned my abilities those first few years. I just had to work hard

and wait for my opportunity and when it came, it worked out well," he said.

The best thing about playing linebacker at UNI is one can be assured of having a great teacher to learn from. Miller's teacher was Allen, now playing for London in the World League.

"He helped out a lot," Miller said. "He helped me learn the system, to learn what's going on more than the technique. He'd give you little pointers and things like that, but a lot of it I couldn't comprehend until I actually got into the game. I couldn't recognize things like he did because I wasn't on the field to see it. That's what happened to me the first few games — I began noticing the things he had always talked about."

When asked about strengths and weaknesses, most players list speed, quickness or toughness. Miller gives credit to his teammates.

"I think my number one strength is my teammates, especially on the defensive side of the ball where we have so much experience coming back," he said. "Then personally, my own experience that I gained last year. As I gained more experience, I became more comfortable and then I became more confident as a player."

As the team's second-leading sacker last season, you would not expect Miller to list pass rushing as one of his weaknesses, but he feels it is an area where he needs to improve.

"When Bill Freeney was here, he was making big sacks all the time," Miller said. "When he left, Andre took over, and then Kevin (Hammond) took over. Now that Kevin's gone, I have to take over that role of making a lot of sacks and putting pressure on the quarterback. When that happens, then good things happen for the entire defense. The quarterback may make a bad pass or we may get a turnover."

According to Farley, Miller will be looked upon for leadership this season.

"We're going to need some leadership out of him and we need him to come in stronger and be more physical this year," Farley said. "He doesn't need to be a rah-rah leader, but he needs to lead by being productive day-to-day and game-to-game."

The Panthers are chasing their seventh consecutive Gateway championship this season and Miller believes this year's team is capable of reaching that goal and striving for a national championship.

"We lost only three starters on defense and with the players we have returning at the skill positions on offense, I think we have a great opportunity. As a team, we should be shooting for the national championship as our goal. I wouldn't say it would be disappointing if we didn't get there, but I think it's a lofty goal we can obtain," he said.





by Mike Michaelson, UNI Media Relations Student Assistant

You're a football coach in the Gateway Football Conference. Your next opponent happens to be the Northern Iowa Panthers. What do you think you'll be dreaming about during those long nights leading up to the game? An easy victory?

Not likely. Chances are you'll see a flash of purple racing by your defenders and delivering crushing blows to your defensive backs. Then you'll notice the number on the back of the guy's jersey as he crosses the goal line — No. 21. Yep, Jeff Stovall did it to you again.

Stovall, a 5-10, 220-pound running back from Beloit, WI, has achieved great success as the Panthers' premier offensive ground threat. There was a time, however, when it seemed football wasn't in his future.

"I played football for one year when I was in sixth grade," he recalled. "I didn't like the position and quit."

Which position?

"Center," he said, smirking.

Stovall didn't pick up a pigskin again until his sophomore year in high school. He played fullback and several other offensive positions and was a safety on defense. Even then, his eyes were on a different playing field.

"Football was something to do before basketball season," he said. "Basketball was why I got a lot of attention, but what I really wanted to do was play baseball for Wichita State or Texas."

By the time he was a senior, though, Stovall knew college football was in his future. That year, he rushed for 1,086 yards on 149 carries and led the Big 8 Conference with 104 points scored. He was named Big 8 Conference Player of the Year, was a first team all-state selection and participated in the Wisconsin State All-Star Shrine Bowl game.

Stovall's efforts gained the attention of "about 40" schools who recruited him pretty hard. With all the options facing him, how did he manage to wade through all the hype and finally decide on Northern Iowa?

"My ACT had a big part to play in my decision," he said. "When I didn't pass the first time, lots of schools dropped off. After that, it was just Wisconsin, Purdue, UNI and Mankato State. UNI outweighed the others because of its high minority graduation rate. They also offered me a scholarship right away, even before I passed the second test."

"We offered him a

full ride because we felt comfortable with the support surrounding him," said head football coach Terry Allen. "We thought we should make a commitment to him to let him know we were serious, and we'd be with him all the way."

"All the way" meant even changing original assumptions about where he would best be suited to make an impact on the team. Since he had been an outstanding running back in high school, it stands to reason that he would be recruited as a running back for the college game. However, Allen and the rest of the UNI staff initially had other plans for their future star.

"We originally recruited him as a defensive back," said Allen. "But you can tell him to his face that was when he was about 35 pounds lighter."

True, at 180-185 pounds, Stovall didn't have the 4.5 40-yard dash time to make him a great corner. As he got stronger and bigger, the coaches decided to switch him to the offensive side of the ball. Considering the results, it looks like they made the right decision.

In three years with the Panthers (he redshirted in 1992), Stovall has rushed for 2,763 yards (counting playoff games) and needs only 461 yards more to become UNI's all-time leading rusher (records in regular-season games only). His physical running style has caught many opponents off guard, especially his freshman year, when he rushed for over 1,000 yards and set a school record for most touchdowns in a season (16).

This success has not been without its hardships, though. Throughout his career, Stovall has been plagued by ankle problems which never seem fully recovered from the constant punishment they receive on the field.

Two years ago, he broke his arm during a game



against Gateway Conference rival Southwest Missouri State. The cast he wore as a result prevented him from shifting the football from one arm to the other, a hindrance to any good running back. For the most part, however, he's been able to "shake it off" the way he shakes off would-be tacklers.

"The thing that's been most difficult for him is staying healthy," said Allen. "Because of the physical nature of his game, he's bound to get hurt from time to time. He's always been able to overcome his injuries, though. He's my horsey."

Unlike most athletes, Stovall doesn't really have a certain pre-game "ritual" he practices before every game. The one habit he does have isn't for himself. It's for his teammates. Jeff Stovall isn't a guy who hogs the spotlight, he gets attention and deals with it his way. Before every game, he makes sure his teammates get attention, too.

"To me, it's not a pre-game thing, but I always like to be the last one on the field," he said. "It gives the other athletes who don't get the playing time a chance to be seen. I know I'll get my spotlight in the game."

Stovall is mature enough to know that the spotlight can be dangerous and he's not about to get caught up in it the way some athletes have in the past. In a smaller community like Cedar Falls, notoriety can put you under the microscope. Stovall understands this and knows enough not to take unnecessary risks.

"We're all human and we're going to make mistakes," he said. "Lots of people know of me around here. If people see me doing something I shouldn't be, they're bound to talk about it."

Stovall doesn't spend all his time with a football in his hands or sitting cooped up in his room to avoid trouble. As an athlete, he enjoys other sports and hangs out at the Physical Education Center playing pick-up basketball games. When he's not playing ball, he's usually with UNI linebacker Kevin Hammond, his roommate and best friend.

"He's a good cook," said Hammond. "The thing is, he may eat the whole 75 dollars worth of food. He's kind of an economic problem."

Stovall works just as hard in the classroom as he does in the Dome (or kitchen). He currently is working toward a General Studies/Coaching degree and wants to be involved with children after he graduates, possibly as a counselor.

You may even see the name Stovall in future programs. Not Jeff. His younger brother, Jerome, may attend UNI this fall, Jeff's senior year.

Is there the possibility of two Stovalls in the UNI backfield? Although the idea is very tempting, Allen remains down-to-earth.

"It's going to be hard," he said. "Jerome's coming in as Jeff's departing. Besides, Jerome's a receiver."

Dedric Ward



by Justin Stockdale, UNI Media Relations Student Assistant

His dazzling catches have mystified Northern Iowa fans and opponents for three years. Now it's time for the finale for this Panther senior.

Dedric Ward knows how he hopes to improve during his final season with the Panthers. Yes, improvement from a guy that already holds three Gateway Football Conference records with 2,707 career receiving yards, 27 career receiving touchdowns and an average of 116.4 receiving yards per game. Improvement from a guy named the Gateway Conference Offensive Player of the Year in 1995 as a junior.

"Yes, improve," Ward says. "I can't be happy with where I'm at right now. I've still got another season to get better. I want to duplicate my career as a whole, but I also want to teach the young guys."

Being a leader is something Ward always has taken a lot of pride in, but he likes his performance to speak for itself.

"I like to lead by example. There are guys out there that talk a pretty big game, but don't do much come game time. I want to be known as the guy with few words and a lot of action. I want to leave the young guys with something to strive for in the future," he says.

Something to strive for, such as his effort in his most memorable game last year when he caught four passes, all for scores, while compiling 203 yards against Western Illinois. Striving to compile a string of seven straight catches for touchdowns during a

season. Asked if the pressure to make the big catch every game affected him, he smiled.

"I like to be the go-to man, but some defenses don't allow that to happen. Even so, in any game condition, I want to be the guy the team can count on. I want that added pressure. It makes me a better player. I know it sounds selfish, but I want the ball at all costs," he explained.

Getting the ball to Ward has been the aim of three different quarterbacks over the last three years. The difficulty adjusting to each quarterback's style of play is something Ward feels will benefit him in the future.

"I've been forced to stay versatile every year I've been here. I think that will benefit me in the long run. I've had to hook up with roll out and drop back quarterbacks, so I'm pretty comfortable with either," he said.

Hooking up with the quarterback earned Ward consensus all-American status as a junior, but all that hype makes Ward laugh.

"The guys on the team always joke about me

be able to return the favor once in awhile.

"I know that if I have a good game, then the quarterback had a good game and the line had a good game. Those are the people that make me what I am. I just throw in a little bit of my own magic."

Former Panther receiver coach Wes Anderson saw that magic when he recruited Ward out of Washington High School in Cedar Rapids, IA.

"Coach Anderson was always there for me," Ward said. "We had more of a father-son relationship. When he recruited me, he told me that I had the tools to be a great receiver at UNI. He's one of the few people that honestly believed in my ability. I owe him a lot for my success and he'll be a close, personal friend the rest of my life."

Ward holds a secret ambition to be a doctor one day — a pressure profession — but Ward is used to carrying heavy loads on his shoulders.

"Like I said before," he said, "I love pressure. It seems like I function better when something big is at

Walter Payton Candidate

being the 'all-American', but they know that football is a team sport. If I had my way, I'd throw a block every down in order to break a big run. I love to defeat defensive backs, and why shouldn't I? They're always looking to take my head off. I think I should

stake. Having peoples' lives in your hands seems to fit my attitude, so why not give it a try."

Giving it a try is something Ward wants his 1996 Panther squad to look into, as well.

"Let's give a national championship a try. What do we have to lose by spilling our guts for a 60-minute game. Nothing. We have always had the athletes to take it to another level, but something always seems to block our way. Hopefully, my actions on the field will help this year's team reach that national champion status."

For a guy who didn't expect to see the football as often last fall as the previous season, Ward probably was more surprised than anyone when he became a consensus all-American at the end of 1995. Though all the accolades now make him a marked man by opposing defenses, there's no reason to doubt his ability and qualifications, short of injury, for receiving the coveted Walter Payton Award given to the top 1-AA player, at the end of the 1996 season.






60
ANDREW ALLEN
OC, 6-2, 258, Sr. 1L
Oswego, IL



Allen at UNI: Played behind starter Jon Pilcher at center last fall. Competed for the starting role in the spring.
Junior College: Transferred from College of DuPage. Participated in spring drills in 1995. Second team all-conference at DuPage. **High School:** Graduate of Oswego High School. All-state in 1992, the year his team was 4A state champion.
Personal: Born Jan. 23, 1975. Son of Ken and Jan Allen. Majoring in education.

85
TIM AUGUSTIN
TE, 6-5, 230, Sr.
Charles City, IA



Augustin at UNI: Has played a reserve role at various receiver positions and on special teams. Listed behind Lincoln Sharar and Greg Hawthorne at tight end heading into the fall.
High School: Graduate of Charles City High School. Earned three letters in football and basketball, two in track and one in golf. 1991 first team all-state, two-time first team all-conference, team captain. Sixty-four career receptions for 1,150 yards.
Personal: Born July 17, 1973. Son of Paul and Mary Augustin. Enjoys collecting baseball cards.

97
T.C. BARNEY
DE, 6-3, 261, Sr. 3L
Cedar Falls, IA



Barney at UNI: Listed as a starter at one end spot heading into the fall. 1996 co-captain. Started five-of-13 games last year. Team's fifth-leading tackler with 80 tackles, including 32 solos. Season-high 10 tackles against both Southwest Missouri State and Idaho. Credited with six sacks, seven tackles for loss and a team-high four forced fumbles. Also has played some at nose tackle. Team's 14th-leading tackler in 1994 with 35 total, 19 solos. Three sacks for 28 yards. Season-high five tackles in three games. Played in all 12 games. Played in 11 games in 1993, recording 22 tackles, including 13 solos. Also had two tackles for loss. Had a season-high six tackles against Western Illinois.
High School: Graduate of Northern University High School.
Personal: Born April 20, 1974. Son of Kathy Manley. Majoring in sociology.

Defense	Solos	Assts	Int	Sacks	FF	PD
1993	13	9	0	0	0	0
1994	19	16	0	3	0	0
1995	32	48	0	6	4	1

77
MATT BEALS
OG, 6-6, 249, Fr.
Des Moines, IA



Beals at UNI: Redshirted in 1995. Listed as a possible starter at one guard spot.
High School: Graduate of Saydel High School. Earned three letters each in football and track. Second team all-state, first team all-district. Played in the Iowa Shrine Bowl. MVP his senior year.
Personal: Born Dec. 6, 1976. Son of Bill and Anne Beals. Pre-med major. Enjoys fixing things and playing SEGA.

14
STEVEN BEARD
QB, 6-2, 201, Sr. 3L
Woodstock, IL



Beard at UNI: Played behind Chris Berg last year. Listed as the starter heading into the fall. 1996 co-captain. Played in four games last year, starting at Illinois State. Completed 20-of-34 passes for 397 yards and two TDs with one interception. Against the Redbirds, completed 16-of-27 passes for 314 yards and one TD. Gave up playing baseball this spring to concentrate on football. Pitched for UNI's baseball team the previous three springs. Played against only Southern Illinois in 1994, completing two passes for 22 yards. Played in only two games in 1993 behind Kurt Warner and Brett O'Donnell. Completed one pass for 13 yards. Redshirted in 1992 while playing baseball.
High School: Taken in the 38th round of the amateur baseball draft four years ago by the Montreal Expos. Two-time baseball MVP whose team reached the finals of the state tournament his senior year. Three-time all-conference and all-area in baseball. Led team to football playoffs two straight years. All-conference, all-area. Completed 91-of-202 passes for 1,519 yards and 20 TDs. Rushed 86 times for 441 yards and 10 TDs. Passed for 1,405 yards and 14 TDs his junior year.
Personal: Born Jan. 26, 1974. Son of Charles and Pat Beard. Majoring in physical education. Honorable mention academic all-conference in 1995.

Passing	Att	Comp	Pct.	Yds.	Int	TD	LG
1993	1	1	13	0	0	13	
1994	2	2	1,000	22	0	0	16
1995	34	20	.588	397	1	2	58

76
BRIAN BECK
OT, 6-5, 238, So.
LeClaire, IA



Beck at UNI: Saw limited action in 1995. Listed as a backup at one tackle spot heading into the fall.
High School: Earned two letters in football at Davenport Central High School. All-conference, all-Metro, honorable mention all-state.
Personal: Born July 22, 1976. Son of Sally Schiltz. Enjoys skiing.

56
NEVILLE BROWN
LB, 5-10, 220, Fr.
Evanston, IL



Brown at UNI: Redshirted in 1995. Listed as a backup at one outside linebacker spot heading into the fall.
High School: Graduate of Evanston Township. Two-time all-conference, team captain and MVP, member of the all-state playoff team. Team made it to the state semifinals his senior year, finishing 11-2. Led his team in fumble recoveries and tackles for loss. Ran a 4.6 40 and bench pressed 350 pounds. Won a summer bench-press contest at Northwestern University.
Personal: Born June 23, 1976. Son of Linnett Brown.

93
CORY BURKLE
DE 6-6, 249, Sr. 3L
Dyersville, IA



Burkle at UNI: Listed as a starter heading into the fall. Started eight-of-12 games last year. Credited with 23 tackles, six solos. Season-high five tackles against Winona State. Started 10-of-12 games in 1994. Team's 11th leading tackler with 51 total,

including 39 solos. Tied for the team lead with seven tackles for loss. Also had three forced fumbles, one fumble recovery, one blocked kick and three deflections. Season-high nine tackles versus Southwest Missouri State. Started one game in 1993 but backed up Tony Monroe most of the year at left end. Recorded nine total tackles, including three solos. Also had one deflection. Redshirted in 1992.

High School: Earned two letters each in baseball, basketball and football. All-area, all-state and all-conference in basketball, all-conference and all-state in football.

Personal: Born Sept. 17, 1973. Son of Shirley Piro and Ron Burkle. Majoring in marketing management.

Defense	Solos	Assts	Int	Sacks	FF	BK
1993	3	6	0	0	0	0
1994	39	12	0	0	3	1
1995	6	17	0	1	1	0




70
CHRIS CLAPP
OT, 6-4, 256, Jr. 2L
Cedar Falls, IA

Clapp at UNI: Started most of last season and is expected to retain the position in the fall. Played primarily behind Andy Pattee in 1994. Redshirted in 1993.

High School: Earned three letters in football and two in basketball. Honorable mention all-American by USA Today and Street & Smith. Blue Chip all-Regional team. Two-time all-

stater, first-team all-Big Eight and Mississippi Valley Conferences, two-time all-Metro. Played in 1993 Shrine Game.

Personal: Born Feb. 18, 1975. Son of Dwayne and Sharla Clapp. Enjoys weightlifting. Majoring in criminology.



2
ALONZO CLAYTON
SE, 6-2, 163, Jr. 2L
Fort Dodge, IA

Clayton at UNI: Played all 13 games last year, starting one. Team's second-leading receiver with 29 catches for 516 yards and eight TDs. Season-high five catches for 113 yards against Eastern Illinois. Led the team with four catches for 78 yards and three TDs in UNI's playoff win against Murray State, tying a school 1-AA playoff record for TD catches and TDs scored. Also

returned two kickoffs for a 21.0 average. Started one of 11 games in 1994, catching five passes for 60 yards. Also has competed in track.

High School: Graduate of Senior High School. Earned four letters in track, baseball and basketball and two in football. Played in the 1993 Shrine Bowl. Two-time all-conference in football, two-time all-stater in track and named the recipient of the Dutch Huseman Award, second team All-Big 8 in baseball.

Personal: Born Oct. 5, 1974. Son of Robert and Rosie Clayton. Majoring in education.

Receiving	No	Yds	Avg	TDs	LG
1994	5	60	12.0	0	26
1995	29	516	17.8	8	46
Kickoff Returns	No	Yds	Avg	TDs	LG
1995	2	42	21.0	0	26



75
MARK CULVER
OG, 6-4, 260, Sr. 1L
West Des Moines, IA

Culver at UNI: Listed as a starter heading into the fall. Part-time starter in 1995.

Junior College: Transfer from North Iowa Area Community College. Two-time all-region, first team all-American.

High School: Graduate of Valley High School. Played for the state championship team in 1992. Second team all-conference.

Personal: Born Jan. 3, 1975. Son of Pam Culver. Majoring in secondary education. Enjoys fishing.



73
BRIAN DAVISON
DE, 6-4, 234, Jr. 1L
Braddyville, IA


Davison at UNI: Played in 10 games last year, recording six tackles, including one sack. Saw limited action in 1994 with no tackles.

High School: Graduate of South Page Community High School. Earned four letters in basketball, three in football and two in track. 1992 first-team all-state, second team INA, Nonpareil

All-Southwest Iowa first team as a senior. Shrine Bowl participant.

Personal: Born July 2, 1974. Son of Gary and Phyllis Davison. Majoring in criminal justice.

Defense	Solos	Assts	Int	Sacks	FF	PD
1994	0	0	0	0	0	0
1995	2	4	0	1	0	0



8
MARCUS EASTER
FS, 6-1, 180, Sr. 2L
Davenport, IA


Easter at UNI: Listed as the no. 1 free safety heading into the fall. 1996 co-captain. Started 12-of-13 games last year. Team's sixth-leading tackler with 79 total, 34 solos. One forced fumble, two fumble recoveries, three deflections and five interceptions, tied for fifth in the league and 28th in the nation. Season-high 12 tackles versus Murray State. Played in all 12 games in 1994,

recording nine tackles, including seven solos. Redshirted in 1992. Played primarily on special teams his first two years. Moved from offense.

High School: Earned letters in both football and basketball. Two-time honorable mention all-conference receiver, first team all-state defense his senior year.

Personal: Born March 4, 1974. Son of Sandra Easter. Majoring in business finance.

Defense	Solos	Assts	Int	Sacks	FF	PD
1994	7	2	0	0	0	0
1995	34	45	5	0	1	3



34
GARRETT FERGUSON
FB, 6-2, 240, Jr.
Mauldin, SC

Junior College: Practiced in the spring after transferring from Kemper Military Junior College in Boonville, MO. Listed as a backup at fullback heading into the fall.

High School: Graduate of Mauldin High School. Earned two letters in football and track. Two-time all-region and all-conference pick. Track MVP.

Personal: Born July 17, 1975. Son of Garrett and Chris Ferguson. Majoring in education. Enjoys riding motorcycles and horses.



4
LANCE HALL
HB, 5-7, 161, So. 1L
Algona, IA

Hall at UNI: Played in three games in 1995. Rushed for 181 yards in 32 carries, fourth-high on the team, for two TDs. Season-high 14 carries for 92 yards against Winona State. Also had 85 yards on 16 carries against Lock Haven. Listed as a backup heading into the fall. Redshirted in 1994.

High School: Graduate of Bishop Garrigan High School. Earned four letters each in football and track. First team all-area, all-district, two-year all-stater, 1993 Blue Chip Illustrated All-America nominee, Offensive Player of Year, 1993 High School Bench Press champion with a state-record 310 pounds. School-record 2,900 career rushing yards, single-game rushing record of 315 yards, career TD record of 42, single-game TD

record of five. Rushed for over 200 yards in four games his senior year. Set the school record of 10.8 in the 100-meter dash. Longest punt in a game of 78 yards. Shrine Game participant.

Personal: Born Jan. 10, 1976. Son of Bill and Sandy Hall. Brother Chad is a professional fisherman, a two-time national walleye champion. Nicknamed "runner".

Rushing	Att	Yds	Avg	TD	LG	HG
1995	32	181	5.7	2	19	92

43
GREG HAWTHORNE
TE, 6-5, 275, Sr. 2L
Marion, IA

Hawthorne at UNI: Listed behind Lincoln Sharar at tight end heading into the fall. Played in two games last fall, catching one pass for 11 yards. Has seen action on special teams. Saw limited action in 1994, catching one pass for 16 yards versus Southern Illinois.

High School: Graduate of Cedar Rapids Regis. Earned two letters each in basketball and football and one in baseball. First team all-Metro and all-state in football, first team all-Metro and second team all-state in basketball, first team academic all-state in football. Caught 20 passes for 280 yards his senior year. Participated on two football state playoff teams and in two state basketball championships.

Personal: Born Jan. 2, 1974. Son of Dan and Gail Hawthorne. Pre-med major.

Receiving	No	Yds	Avg	TDs	LG
1994	1	16	16.0	0	16
1995	1	11	11.0	0	11

90
JAY HEIMSOOTH
NT, 6-4, 238, Jr. 2L
LeMars, IA

Heimsooth at UNI: Played primarily at inside linebacker last fall behind Dannie Spann. Season-high three tackles against Lock Haven. Vying for a starting position at nose tackle this fall. Started one-of-13 games. Recorded 11 tackles, including five solos. Played primarily on special teams in 1994 with no tackles recorded.

High School: Graduate of LeMars Community High School. Earned three letters in football and one each in wrestling and track. Team was a 1992 state 3A qualifier. 1992 first team all-district on offense and defense. Honorable mention all-state linebacker, team captain. Had single-game high of 38 tackles, 229 in a season and 366 in a career, including 13 sacks.

Personal: Born Apr. 4, 1974. Son of James and Rita Heimsooth.

Defense	Solos	Assts	Int	Sacks	FF	PD
1994	0	0	0	0	0	0
1995	5	6	0	0	0	0

38
TRAVIS HEMMEN
FB, 6-0, 200, Jr. 3L
Guthrie Center, IA

Hemmen at UNI: Played in only two games last year, carrying the ball once for four yards.

High School: Graduate of Guthrie Center High School. Besides football, also participated in track and basketball. Football team MVP, first team all-district. Ran the 4 x 100 and 4 x 200 in track. Basketball team finished 22-1 his senior year.

Personal: Born Oct. 25, 1974. Son of George and Diane Hemmen. Majoring in pre-physical therapy. Cousin of Baltimore Colt and former Nebraska standout Trev Alberts.

89
TOM HUNTER
TE, 6-4, 226, So.
Eagan, MN

Hunter at UNI: Redshirted in 1994. Saw limited action last season, not catching a pass. Also plays baseball for the Panthers.

High School: Graduate of Eagan High School. Earned three letters each in football and baseball. All-conference, team MVP, academic all-stater. **Personal:** Born May 21, 1976. Son of Dennis and Jan Hunter. Majoring in chemistry.

10
JASON JONES
QB, 6-4, 205, Jr. 1L
Naperville, IL

Jones at UNI: Played in only two games last fall after transferring from Northern Illinois. Completed six-of-nine passes for 75 yards and one TD. Most productive game was against Winona State when he completed five-of-seven passes for 64 yards and one TD. Was battling for the starting role until he was sidelined most of the spring with a severely sprained ankle. Still, should see action in the fall.

Northern Illinois: Redshirted in 1993. In 1994 as a freshman, completed four-of-eight passes for 86 yards and one TD. First collegiate play was a 35-yard TD pass against Illinois.

High School: Threw for 3,866 yards as a two-year starter at Central High School. Led team to 10-2 mark and state Class 6A playoff quarterfinals as a senior. Connected on 111-of-211 passes for 1,835 yards and 18 TDs his senior year. Made Chicago Sun-Times "Area top 100 Seniors" and special mention all-area, plus first team all-DuPage Valley Conference. Rated 14th among Chicagoland passers in regular season. Three-game playoff stats included 35-of-60 passes for 568 yards and six TDs. Passed for 1,031 yards and nine TDs on 72-of-150 as a junior. Lettered in football and basketball.

Personal: Born Dec. 22, 1974. Son of Bev and Jim Jones. Majoring in business.

Passing	Att	Comp	Pct.	Yds	Int	TD	LG	HG
1995	9	6	.667	75	0	1	19	64

92
MATT KELLEY
DE, 6-3, 254, Sr. 2L
Mesa, AZ

Kelley at UNI: Played backup at end and nose tackle last season, seeing action in all 13 games. Recorded seven tackles and one tackle for loss. Played in all 12 games in 1994, recording five tackles. Saw most of his action behind Cory Burkle.

Junior College: Second team all-conference at Mesa Community College. Played baseball and not football his freshman year. Runs a 4.8.

High School: Earned three letters each in football and baseball and four in wrestling at Westwood High School. State wrestling champion at 189 pounds in 1991. All-stater in football.

Personal: Born April 15, 1974. Son of Jim and Gaye Kelley. Majoring in general ed.

Defense	Solos	Assts	Int	Sacks	FF	PD
1984	1	4	0	0	0	0
1995	1	6	0	0	0	0



27
ANDY LAFOLLETTE
AB, 5-11, 162, Sr. 2L
Winterset, IA


LaFollette at UNI: Listed as the top prospect at the AB position. Did not catch a pass last season but saw action primarily on special teams. Caught one pass for 12 yards in 1994, seeing action primarily on special teams.

High School: Graduate of Winterset High School. Earned four letters in track, three in baseball, two in football and one in

basketball. Participated in three state baseball playoffs, one football playoff and two state track meets. Two-time all-conference in football.

Personal: Born Aug. 26, 1973. Son of Robert and Lynn LaFollette. Majoring in chemistry and hopes to attend graduate school in physical therapy.

Receiving	No	Yds	Avg	TD	LG
1994	1	12	12.0	0	12
1995	0	0	0.0	0	0



98
JEREMY LINSENMAYER
DE, 6-5, 280, Sr. 3L
Marshalltown, IA

Linsenmeyer at UNI: Listed as the no. 2 end behind T.C. Barney heading into the fall. Played in all 13 games last year, starting four. Recorded 18 tackles, including seven solos, and one fumble recovery. Season-high 10 tackles against Winona State. Played in all 12 games in 1994 as a reserve. Recorded 12 tackles, including one sack. Started one game in 1993. Credited with 26

tackles, including nine solos. Had a season-high five tackles against Western Illinois and Moorhead State. Redshirted in 1992.

High School: Participated in both track and football. Track and football co-captain.

Participated in the Drake Relays 4 x 800 and at the state meet. Two-time all-conference.

Personal: Born Aug. 27, 1973. Son of Stan and Sandra Linsenmeyer. Majoring in corporate wellness.

Defense	Solos	Assts	Int	Sacks	FR	PD
1993	9	17	0	0	0	1
1994	8	4	0	1	0	0
1995	7	11	0	0	1	0




84
KIRK LUENSE
SE, 6-1, 180, Jr.
St. Ansgar, IA

Luense at UNI: Redshirted in 1995. Listed as a backup to Alonzo Clayton at split end heading into the fall.

Junior College: Transfer from Simpson College.

High School: Graduate of St. Ansgar High School. Earned three letters each in football, track and basketball and four in baseball. Class 2A 200-meter champion. All-district in football.

Personal: Born March 28, 1975. Son of James and Carlene Luense. Majoring in Leisure Services.



24
TERRANCE MALONE
SS, 5-11, 189, So. 1L
Milwaukee, WI

Malone at UNI: Redshirted in 1994. Battling for the starting position. Played in 11 games last year, backing up Maceo Strickland. Credited with 25 tackles, including 14 solos. Had one fumble recovery and three deflections. Season-high seven tackles against Western Illinois.

High School: Graduate of John Marshall High School. Also

participated in basketball and track, earning 10 letters overall. Three-time all-conference, all-area as a senior. Participated in the state track meet, placing fifth in the 4x100 relay. As a senior, recorded 48 total tackles, including 26 solos, and had four interceptions. Also rushed for 898 yards and 16 TDs on 101 carries, returned five kickoffs for a 40-yard average and one TD and six punts for a 25-yard average.

Personal: Born June 11, 1976. Son of Dennis and Yvonne Malone. Nicknamed "T-Bone".

Defense	Solos	Assts	Int	Sacks	FR	PD
1995	14	11	0	2	1	3



6
OTIS MARCHMAN
CB, 5-9, 183, So. 1L
Fort Myers, FL

Marchman at UNI: Battling for the starting position at one corner spot. Played in nine games last fall, recording five tackles and one forced fumble.

High School: Graduate of North Fort Myers High School. Two-year MVP, three-time all-conference, four-year letterman.

Played quarterback and linebacker as a prep, passing for 700

yards and rushing for 400 as a senior.

Personal: Born May 3, 1976. Son of Otis and Mae Marchman.

Defense	Solos	Assts	Int	Sacks	FR	PD
1995	3	2	0	0	0	0



88
RYAN MCCALLEY
FL, 6-1, 160, Sr.
Waterloo, IA

McCalley at UNI: Has seen limited action his first three years.

High School: Graduate of West Waterloo High School. Earned seven letters total in baseball, football and track. Played in the 1992 state football semifinals. Two-time all-Metro, two-time all-conference, first team all-state as a senior, two-year MVP. Caught 62 passes for 880 yards as a senior and averaged 34.4

yards punting.

Personal: Born April 10, 1974. Son of Doug and Barb McCalley. Majoring in business and accounting. Nicknamed "Mac".



63
BRAD MEESTER
OC, 6-4, 233, Fr.
Parkersburg, IA

Meester at UNI: Redshirted in 1995. Listed as a possible starter at center this fall.

High School: Graduate of Aplington-Parkersburg High School. Earned letters in football, basketball, track and baseball. Team was football state champion in 1993. Two-time all-district linebacker and first team all-state lineman in 1994.

Personal: Born March 23, 1977. Son of Kenneth and Rhonda Meester. Majoring in business management. Nicknamed "Meat".



50
SCOTT MEREDITH
ILB, 6-2, 214, So.
Davenport, IA

Meredith at UNI: Redshirted in 1994. Saw limited action last season.

High School: Graduate of Central High School. First team all-state Des Moines Register, all-conference, all-Metro.

Personal: Born Dec. 27, 1975. Son of Rick and Pat Meredith. Majoring in business administration.



46
DEMPSEY MILLER
NT, 6-1, 257, So.
Davenport, IA



Miller at UNI: Redshirted in 1994. Saw limited action last year, recording only two tackles. Listed as a possible backup at the nose position heading into the fall.

High School: Graduate of Central High School. Earned letters in football, wrestling and track. Football team played in the 1992 and '93 state playoffs. State placewinner in wrestling. All-state, all-conference, all-Metro. **Personal:** Born Sept. 22, 1975. Son of Dempsey and Annie Miller. Majoring in public relations. Nicknamed "Pookie".

Defense	Solos	Assts	Int	Sacks	FF	PD
1995	2	0	0	0	0	0

54
TIM MILLER
OLB, 6-3, 212, Sr. 3L
Carol Stream, IL



Miller at UNI: 1996 co-captain. Expected to start at one outside linebacker position this fall. Started all 13 games last season. Team's second-leading tackler with 112 total, including 51 solos. Squad's second-leading sacker with nine and had three deflections. Season-high 15 tackles against Idaho. Second team all-Gateway Conference. Played behind Andre Allen in 1994. Recorded 11 tackles with one sack. Saw action in all 12 games in 1993, recording 22 tackles. Redshirted in 1992. Switched from defensive back.

High School: Earned three letters in football, two in basketball and one in baseball. Played in the Illinois state championship game, Shriners' all-star game and Sun-Times Suburban all-star game. All-conference quarterback, captain of Daily Herald all-area team, Daily Journal all-area QB, Sun-Times all-area, Sun-Times and Tribune all-state defensive back, Champaign News-Gazette all-state DB. 1,225 career passing yards, 1,700 career rushing yards, 35 career TDs, 11 career interceptions, 175 career tackles.

Personal: Born Jan. 12, 1974. Son of James and Darlene Miller. Majoring in business.

Defense	Solos	Assts	Int	Sacks	FF	BK
1993	10	12	0	0	0	0
1994	11	0	0	1	0	0
1995	51	61	0	9	0	0

52
ANDY MORRIS
LB, 6-2, 190, So. 1L
Riceville, IA



Morris at UNI: Battling for an inside position. Saw limited action in 1995.

High School: Graduate of Riceville Community High School. Earned four letters in baseball and three each in football, golf and basketball. Two-time first team all-state offensive lineman, second team all-stater in baseball at first base. Participated in the 1993 state Class A football championship and in the 1995 small schools East All-Star Baseball team.

Personal: Born Aug. 25, 1976. Son of James and Gail Morris. Majoring in construction management.

13
MIKE MORRISON
FS, 6-2, 190, Sr. 2L
Cedar Rapids, IA



Morrison at UNI: Listed as a backup to Marcus Easter heading into the fall. Played in 12 games last year, recording five total tackles, including four solos. Saw limited action in 1994, primarily on special teams, after transferring from The Air Force Academy. Recorded two tackles.

High School: Graduate of Kennedy High School. Earned two letters in football and four in track. All-Missouri Valley, all-state Iowa Newspaper Assoc. running back, all-state Des Moines Register defensive back, all-conference in track.

Personal: Born May 14, 1974. Son of Richard and June Morrison. Nicknamed "Mo". Majoring in finance.

Defense	Solos	Assts	Int	Sacks	FR	BK
1994	1	1	0	0	0	0
1995	4	1	0	0	0	0

45
TENDAI MUYENGWA
OLB, 6-0, 192, Jr. 1L
Ames, IA



Muyengwa at UNI: Started one-of-13 games played in 1995 after transferring from Iowa State. Recorded 19 tackles, including 11 solos, and had one deflection. Listed as a probable starter at one outside spot heading into the fall. Season-high five tackles against Lock Haven. Redshirted at Iowa State in 1993.

High School: Earned honorable mention all-America honors at Ames High School from Scholastic Magazine. Second team all-state Class 4A running back by Des Moines Register and Iowa Newspaper Association. First team all-Central Iowa Metropolitan League back. Rushed for 1,205 yards and scored 72 points in 11 games as a senior. Team MVP for the state quarterfinalists. Averaged nearly eight yards a carry and 109.6 yards per game. Also saw time as a defensive back and linebacker. Standout hurdler, jumper and sprinter who placed at the state meet all three years. Placed fifth in the 110-meter hurdles in 1993, ran on fourth-place 4x200 meter relay as a junior. Personal hand-timed 110-meter hurdle best of 14.3. Earned three letters each in football and track, two in basketball and one in soccer.

Personal: Born Apr. 1, 1974, in Zimbabwe. Majoring in general studies.

Defense	Solos	Assts	Int	Sacks	FF	PD
1995	11	8	0	0	0	1

9
CHRISTIAN OLSEN
LB, 6-1, 233, So. 1L
Warrenville, IL



Olsen at UNI: Listed as a backup at one inside position heading into the fall. Played in all 13 games last year, recording 12 tackles, including six solos, one forced fumble and one deflection. Redshirted in 1994.

High School: Graduate of Wheaton-Warrenville South. Earned two letters in football and one in track. 1990 and '91 state runnerup Class 5A, 1992 state champions, Sun-Times North-South Suburban all-star game and East-West Shrine Game participant. First team all-DuPage Valley Conference, Daily Herald All-Area, Chicago Tribune All-Area and all-state, second team Chicago Sun-Times All-Area and Top 100 Seniors, Champaign Gazette all-stater, team captain, MVP. Recorded 124 tackles, six forced fumbles, four fumble recoveries, six deflections, three blocked punts, one interception, caught eight passes for 187 yards his senior year.

Personal: Born Aug. 13, 1975. Son of Christian and Audrey Olsen. Majoring in business.

Defense	Solos	Assts	Int	Sacks	FF	PD
1995	6	6	0	0	1	1



65
ANDY PATTEE
OT, 6-4, 263, Jr. 2L
Humboldt, IA

Pattee at UNI: Probable starter at right tackle. 1995 starter. Second team Gateway All-Academic Conference pick. Shared starting duties with Chris Clapp in 1994. Named to the Gateway All-Newcomer team. Redshirted in 1993.

High School: Earned three letters in football and four each in basketball and track at Humboldt High School. Team was North Central Conference champs in 1990. Drake Relays shot put participant and state place finisher in 1992. 1991-92 all-conference and all-stater in football. Two-way starter as an offensive and nose tackle. Also punted, averaging 36.0 yards his senior year. Shrine Game participant. 1992 all-conference in basketball.

Personal: Born June 18, 1974. Son of Bob and Lynn Pattee. Majoring in business.



48
MATT PEDERSEN
LB, 6-3, 192, Fr.
Hudson, IA

Pedersen at UNI: Redshirted in 1995. Battling for position at one outside spot.

High School: Graduate of Hudson Community High School. Earned four letters in baseball, three each in football and track and one in wrestling. Played in the football state championship. First team all-district, first team all-state, district Most Valuable

Back, Des Moines Register Elite Team, Iowa Prep Illustrated's Defensive Player of Year. Set school records for single game tackles (31), season tackles (198), career tackles (431) and points in a season (176). 1994 state qualifier in the 4 x 100 meter relay. 1993 second team all-conference in baseball.

Personal: Born April 26, 1977. Son of Sven and Kay Pedersen. Majoring in marketing or management. Nicknamed "Bob".




95
MATT PETERSON
DE, 6-4, 224, Fr.
Cedar Falls, IA

Peterson at UNI: Redshirted in 1995.

High School: Graduate of Cedar Falls High School. Also participated in basketball and track. All-conference, honorable mention all-state, all-Metro, defensive MVP his junior year.

Personal: Born Feb. 26, 1977. Son of Chuck and Ann Peterson.



25
JAMES PORTER
HB, 5-9, 180, Jr. 2L
East Moline, IL


Porter at UNI: Probable starter at halfback heading into the fall. Team's second-leading rusher last fall, carrying the ball 162 times for 703 yards and five TDs. Started four games. Also caught 14 passes for 226 yards. Returned 11 kickoffs for a 28.6 average. Ranked fifth in the league in rushing and eighth in all-purpose running. Had two games over 100 yards — 22 carries

for 116 yards against Eastern Illinois and 19 carries for 138 yards versus Indiana State. Team's fifth leading rusher in 1994 with 110 yards and one TD on 25 carries. Played in 10 games. Season-high 76 yards on 12 carries versus Southern Illinois. Redshirted in 1993.

High School: Two-time all-conference, all-Metro. Rushed for 1,187 yards and 15 TDs on 146 carries his senior year.

Personal: Born March 31, 1975. Son of Mary Porter. Majoring in business management.

Rushing	Att	Yds	Avg	TD	LG	HG
1994	25	110	4.4	1	50	76
1995	162	703	4.3	5	52	138
Kickoff Returns	No	Yds	Avg	TD	LG	
1994	0	0	0.0	0	0	
1995	11	315	28.6	0	52	



1
EARL POWELL
CB, 6-0, 192, Sr. 1L
Tampa, FL

Powell at UNI: Vying for a starting role at one corner spot. Started four-of-10 games played last year. Had 14 tackles, including eight solos, and two deflections. Season-high four tackles each against Eastern Illinois and Western Illinois.

Junior College: Attended Morehead State in the 1993-94 academic year, when he was named the scout team's defensive

player of the year. Transferred from Highland Community College where he was all-conference.

High School: Graduate of Tampa Catholic High School. Earned three letters each in football and track and two in basketball. Team was district basketball champion. Also attended Hillsborough High where he was a member of the conference track championship team and a gold medal winner in the Wendy's Holiday Basketball Tournament.

Personal: Born June 24, 1974. Son of Sylvia and David. Majoring in communications/public relations. Nicknamed "E".

Defense	Solos	Assts	Int	Sacks	FF	PD
1995	8	6	0	0	0	2



69
RYAN REED
OG, 6-6, 257, So.
Hedrick, IA

Reed at UNI: Redshirted in 1994. Listed as a backup at one guard spot heading into the fall. Saw limited action last season.

High School: Graduate of Pekin Community. Earned letters in football, wrestling and track. Advanced to the state quarterfinals in football his sophomore year, competing in the playoffs all four years. Conference champion. All-conference

first team, All-Golden Triangle, second-team all-state Des Moines Register, Shrine Bowl participant.

Personal: Born Oct. 27, 1975. Son of Richard Reed and Karen Gooden. Majoring in business.



12
STEVE ST. MEYER
CB, 6-0, 180, So. 1L
Wheaton, IL


St. Meyer at UNI: Redshirted in 1994. Vying for a starting role at one corner spot heading into the fall. Started six games last year. Recorded 28 tackles, including 18 solos, four deflections and one interception. Season-high seven tackles against Southwest Missouri State.

High School: Graduate of Wheaton-Warrenville South. Also participated in track. 1993 Class 5A state champs. East-West Shrine Game participant. All-conference, all-area Daily Herald and Chicago Tribune, second-team all-state Chicago Tribune.

Personal: Born Dec. 25, 1975. Son of Bob and Mary St. Meyer.

Defense	Solos	Assts	Int	Sacks	FF	PD
1995	18	10	1	0	0	4

35
TRAVIS SCHIPPER
LB, 6-2, 198, Jr. 2L
Aplington, IA




Schipper at UNI: Listed as a backup to Tim Miller following spring drills. Played in six games last year, still recovering from a severe knee injury the previous season. Recorded two tackles. Honorable mention Gateway Conference all-academic pick. Played as a reserve in only five games in 1994 before suffering the knee injury. Season-high three tackles versus Southwest Texas State. Redshirted in 1993.

High School: Earned three letters each in football, basketball and baseball and two each in tennis and track at Aplington-Parkersburg High School. Team was basketball state champion in 1991 and '92. All-state in basketball. Football state semifinalist in 1991 and '92. All-district, Des Moines Register Elite all-stater, Shrine Game participant. 1992 state tennis qualifier. Rushed for 1,289 yards, had 68 tackles, six interceptions and three punts returned for TDs.

Personal: Born Sept. 17, 1974. Son of Irwin and LaVonne Schipper. Majoring in business.

Defense	Solos	Assts	Int	Sacks	FF	BK
1994	4	1	0	0	0	0
1995	0	2	0	0	0	0

44
LINCOLN SHARAR
TE, 6-4, 240, Sr. 3L
Dows, IA



Sharar at UNI: Listed as the starting tight end coming out of spring drills. Started two-of-13 games last year when he caught 10 passes for 138 yards. Also has been a mainstay on special teams. Caught three passes for 30 yards in UNI's quarterfinal playoff game at Marshall. Played in all 12 games in 1994.

Team's fifth leading receiver with 13 catches for 134 yards and one TD. Season high three catches for 37 yards against McNeese State. Caught one pass for two yards in 1993. Switched from linebacker. Redshirted in 1992.

High School: Received four letters each in football, basketball and baseball, two in track and one in golf at Dows Community High School. In football, co-captain, team MVP, first team all-state, all-conference. In basketball, co-captain. Also played quarterback and tight end. 391 career tackles.

Personal: Born Jan. 20, 1974. Son of Larry and Leona Sharar. Majoring in business. Nicknamed "Linc".

Receiving	No	Yds	Avg	TD	LG
1993	1	2	2.0	1	2
1994	13	134	19.3	1	20
1995	10	138	13.8	0	27

7
DANNIE SPANN
LB, 6-0, 235, Sr. 1L
St. Louis, MO



Spann at UNI: Expected to start at one inside spot. Team's leading tackler last year with 113 stops, including 37 solos. Also had one sack and three deflections. Season-high 14 tackles against Murray State. Honorable mention all-conference, named to the league's All-Newcomer team.

Junior College: Transferred from Highland Community College where he was all-conference.

High School: Graduate of Sumner High School. Played on two championship football teams. All-conference, all-state, all-district.

Personal: Born Jan. 17, 1975. Son of Doris Spann. Majoring in criminology.

Defense	Solos	Assts	Int	Sacks	FF	PD
1995	37	76	0	1	1	3

21
JEFF STOVALL
HB, 5-10, 213, Sr. 3L
Beloit, WI



Stovall at UNI: 1996 co-captain. Expected to start again this fall. Team's leading rusher for three straight years. Started seven-of-13 games last year. Rushed for 716 yards on 173 carries with seven TDs. Also caught nine passes for 142 yards. Season-high 99 yards on 20 carries against Southwest Missouri State. Second team all-conference. Needs only 125 rushing attempts (not counting playoff games), 461 yards and one TD to tie school records in each category. Ranked sixth in the league in rushing. Carried the ball in only 10 games in 1994 after breaking his arm against Southwest Missouri State. Played the rest of the year with a cast on his arm. All-Gateway second team. Rushed for 823 yards and eight TDs on 176 carries. Season-high 137 yards on 23 carries against Western Illinois despite the cast. Also caught 12 passes for 108 yards. As a redshirt freshman in 1993, carried the ball 266 times for 1,191 yards and a school-record 16 TDs. Ranked 35th in the nation and third in the league in rushing. Season-high 192 yards rushing against Southwest Missouri State. Rushed for over 100 yards six times. Also caught 19 passes for 236 yards and one TD, setting a school record for a total of 17 TDs. One catch against Boston University was up for an ESPN Espy Award and also was ranked the seventh top play in the nation by CoSIDA (College Sports Information Directors of America) and NuSkin International. Second-team all-conference. League player of week once and regional Football Gazette Player of Week once. Redshirted in '92.

High School: Earned nine letters in football, basketball, baseball and track. Played in the state all-star Shrine game. Big Eight Player of Year, first-team all-state running back. Two-time all-conference basketball guard. Tallied 1,421 all-purpose yards, rushed for 1,086 yards, scored 104 points, leading the league.

Personal: Born Dec. 22, 1972. Son of Dorinda Darden.

Rushing	Att	Yds	Avg	TD	LG	HG
1993	266	1191	4.5	16	43	192
1994	176	823	4.7	8	41	137
1995	173	716	4.1	7	40	99

100-Yard Games

1993	23-125 vs. Jacksonville State
	39-192 vs. Southwest Missouri State
	20-122 vs. Indiana State
	24-111 vs. Eastern Illinois
	31-119 vs. Illinois State
	35-122 vs. Boston University
1994	21-117 vs. Illinois State
	23-137 vs. Western Illinois
	19-101 vs. Idaho

Receiving	No.	Yds.	Avg.	TD	LG
1993	19	236	12.4	1	43
1994	12	108	9.0	0	16
1995	9	142	15.8	0	44

91
SCOTT STREETS
DE, 6-5, 218, Jr. 2L
Maquoketa, IA



Streets at UNI: Set to backup at one end spot. Played in 10 games last year, primarily on special teams. Recorded five tackles, one solo, and one sack. Played in eight games in 1994.

High School: Graduate of Maquoketa High School. Earned four letters in track, three in basketball and two in football. First-team all-conference, Quad-City Times all-Eastern Iowa, all-state INA, second-team all-state Des Moines Register. Recorded 82 tackles and 12 sacks as a senior. Big Bend champions in football and basketball, Drake Relays and state track meet participant.

Personal: Born March 23, 1975. Son of Dennis and Julie Streets. Majoring in biology.

Defense	Solos	Assts	Int	Sacks	FF	BK
1994	0	2	0	0	0	0
1995	1	4	0	1	0	0



16
MACEO STRICKLAND
SS, 6-1, 204, Jr. 2L
East Moline, IL

Strickland at UNI: Vying for the starting strong safety slot. Started all 13 games last year. Team's ninth leading tackler with 63 stops, including 38 solos. One fumble recovery, three deflections. Season-high 10 tackles versus Idaho. A mainstay on the Panther special teams in 1994. Played in all 12 games. Gateway Conference All-Newcomer team. Recorded 19 tackles,

one forced fumble, one fumble recovery. Season-high five tackles against Southern Illinois. Redshirted in 1993.

High School: Earned two letters in football and four in track. Three-year track MVP, all-conference and six-time state qualifier.

Personal: Born April 3, 1975. Son of Joyce Ann Strickland. Nicknamed "Punchy".

Defense	Solos	Assts	Int	Sacks	FF	BK
1994	16	3	0	0	1	0
1995	38	25	0	0	0	3



5
TYREE TALTON
CB, 6-0, 189, So. 1L
Beloit, WI

Talton at UNI: Expected to hold down one corner spot. Team's seventh leading tackler last year with 76 total, including 50 solos. Team-high 12 deflections and eight interceptions. Season high 12 tackles against Stephen F. Austin. Tied for 13th in the nation in interceptions and tied for first in the league. Tied school and league records with interceptions in a game when he

swiped three against Iowa. First team all-conference and named to the league's all-newcomer team. Also returned three kickoffs for a 29.0 average. Redshirted in 1994. Walked on with the basketball team.

High School: Graduate of Turner High School. Earned letters in football, basketball and track. All-conference and all-state in basketball and all-conference fullback. Three-time placer in state 100-meter dash.

Personal: Born May 10, 1976. Son of Butler and Onia Talton.

Defense	Solos	Assts	Int	Sacks	FF	PD
1995	50	26	8	0	0	12
Kickoff Returns	No	Yds	Avg	TD	LG	
1995	3	87	29.0	0	43	



59
JOE TREWIN
OG, 6-5, 249, Fr.
Waucoma, IA

Trewin at UNI: Redshirted in 1995. Listed as a backup out of spring drills.

High School: Graduate of North Fayette High School. Also participated in baseball and wrestling. Won the state football title in 1992 and participated in the playoffs in 1994. All-state, all-district and academic all-state.

Personal: Born Jan. 23, 1977. Son of Richard and Mary Ann Trewin.



18
JUSTIN URBANEK
QB/P, 6-0, 211, So. 1L
Hudson, IA

Urbanek at UNI: Originally recruited as a quarterback, was expected to redshirt last year until pressed into service as the team's punter. Averaged 39.1 yards on 63 punts with a long of 56. Put 22 inside the opponents' 20. Attempted only one pass. Ranked 34th in the nation and fourth in the league in punting.

High School: Graduate of Hudson Community High School.

Earned five letters in baseball and four each in football, basketball and golf. Team was state champion as a sophomore and in football his senior year. In football, four-year starting quarterback. Two-time first team all-state quarterback and three-time all-district. Two-time Most Valuable Back in the district and all-district punter and all-district kicker his senior year. Started 40 games at quarterback, throwing for 6,474 yards and 74 TDs. Set two state championship records — 13 completions in a game and 235 yards passing. Five-year starter as a pitcher and outfielder. Played in three state golf meets and two state basketball tournaments. Four-year starter in basketball.

Personal: Born Nov. 26, 1976. Son of Mark and Janet Urbanek. Majoring in elementary education.

Punting	No	Yds	Avg	BK	LG
1995	63	2465	39.1	1	56



78
JASON VICE
OT, 6-4, 253, Sr. 2L
Fort Madison, IA

Vice at UNI: Listed as a backup at one tackle spot coming out of spring drills. Played backup last season. Saw limited action in 1994. Played behind John Lee at right tackle in 1993 after suffering a knee injury in the spring. Redshirted in 1992.

High School: Honorable mention all-state, first team all-conference, team's Most Outstanding Player, all-Heartland, all-Hawkeyeland at Fort Madison High School.

Personal: Born Dec. 16, 1973. Son of Dan and Joan Vice. Majoring in business.



20
TARAS WALKER
HB, 6-0, 196, Jr.
Waterloo, IA

Walker at UNI: Redshirted in 1995. Listed as a backup at halfback heading into the fall.

Junior College: Transferred from Waldorf Junior College. All-region first team running back.

High School: Graduate of Columbus High School. Earned three letters each in football, track and basketball. Captain of the

Class 3A basketball all-tournament team. First team all-state in football, basketball and track. MVP in football. Also all-conference in all three sports. KBBG's Athlete of the Year.

Personal: Born Aug. 2, 1974. Son of Bennie and Jennifer Walker. Nicknamed "T-Walk". Nephew of Dallas Cowboys' Don Perkins and cousin of Cleveland Browns' Bruce Perkins.



39
MATT WALLER
PK, 5-11, 173, Sr. 3L
Waverly, IA

Waller at UNI: Did not play baseball in the spring to concentrate on football. Made 10-of-20 field goals, longest of 52, last year and 30-of-34 extra points. Team's second-leading scorer. Was tied for 34th in the nation in field goals and sixth in the league and was eighth in the league in scoring. Football Gazette Honorable Mention All-American in 1994. First

team all-conference. Made 17-of-27 field goals, longest of 50. Made 24-of-26 extra points. Ranked second in the nation in field goals and was tied for 45th in scoring. Handled primarily kickoffs in 1993, not attempting a field goal.

Redshirted in 1992.

High School: Two-time all-conference, first team all-state in football. Two-time all-conference in baseball and 1989 AAU state tournament MVP. Earned two letters each in football, basketball and track and three in baseball.

Personal: Born Feb. 25, 1974. Son of Ken and Kathy Waller. Majoring in elementary education and business.

Field Goals	Made	Att	BK	LG
1994	17	27	1	50
1995	10	20	2	52
PATs	Made	Att	Consec.	BK
1993	2	2	2	0
1994	24	26	0	0
1995	30	34	13	1

19
ERIC WALTER
P, 6-2, 222, Sr. 1L
Guttenberg, IA

Walter at UNI: Redshirted in 1994. Played in only three games last year, averaging 37.0 yards on three punts.

Junior College: Transfer from North Iowa Area Community College. Honorable mention Region XI. 1993 RC Cola Bowl participant. Averaged 40.6 yards punting and made eight-of-12 PATs.


High School: Graduate of Guttenberg High School. Also played basketball and baseball and ran track. First team all-conference, all-area, all-state, all-district punter. First team all-conference kicker and second team all-conference defense. Averaged 42.1 yards punting and made 12-of-13 PATs his senior year. **Personal:** Born Dec. 13, 1973. Son of Martin and Barb Walter. Majoring in general studies. Nicknamed "Crazy Legs" by the UNI receivers.

Punting	No	Yds	Avg	BK	LG
1995	3	111	37.0	0	44



29
DEDRIC WARD
FL, 5-9, 179, Sr. 3L
Cedar Rapids, IA

Ward at UNI: 1996 co-captain. 1995 team MVP, consensus all-American and Gateway Conference Offensive Player of Year. Missed the game at Illinois State due to illness. Led team with 50 catches for 1,283 yards and 15 TDs. Had six catches for 175 yards against Iowa, four for 203 against Western Illinois, all for TDs; nine catches for 206 yards versus Southern Illinois, seven for 179 against Southwest Missouri State and five for 117 yards versus Winona State. Tied a Marshall University Stadium record with two TD receptions in the 1-AA quarterfinal playoff game last season. Also returned nine punts for a 4.6 average. Ranked fourth in receptions per game, first in receiving yards, second in all-purpose running and third in scoring in the league and was 45th in receptions per game, was tied for 31st in scoring, 43rd in all-purpose running and was first in the nation in receiving yards per game. Set school records (regular-season games only) in yards gained passes caught in a season (1,164), yards gained passes caught in a career (2,707), consecutive games with reception TDs (7) and tied marks for TD passes caught in a game (4), TDs scored in a game (4) and points scored in a game (24). Set Gateway Conference records for career receiving yards, consecutive games with a catch (23), receiving yards per game (116.4) and career TD receptions (27) and tied league marks for TD passes in a game and TD receptions in a season (12). He needs only 25 receptions and eight TD receptions to tie school records in each category and is eight catches shy of setting a new league record for career receptions. Team's leading receiver in 1994 with 60 catches for 1,083 yards and nine TDs. Season-high 185 yards on seven catches versus Southwest Texas State. Returned eight punts for a 9.4 average. Honorable mention all-American by the Sports Network and the Football Gazette. First-team all-conference. Ranked 18th in the nation in receiving yards per game and was tied for 29th in receptions per game. Played behind Jake Kothe



at flanker in 1993. Team's second-leading receiver with 28 catches for 617 yards and nine TDs. Also returned six kickoffs for a 19.5 average. High game of 176 yards on five catches versus Eastern Illinois.

High School: Earned three letters in football and two in basketball. Two-time all-conference, all-metro, '93 Conference Player of Year, first-team all-state.

Personal: Born Sept. 29, 1974. Son of Brenda Ward. Majoring in pre-engineering.

Receiving	No	Yds	Avg	TD	LG
1993	28	617	22.0	9	90
1994	60	1083	18.1	9	63
1995	50	1283	25.7	15	96
Punt Returns	No	Yds	Avg	TDs	LG
1993	1	-5	-5.0	0	0
1994	8	75	9.4	0	35
1995	9	41	4.6	0	23
Kickoff Returns	No	Yds	Avg	TDs	LG
1993	6	117	19.5	0	22
1995	1	0	0.0	0	0

55
BRANDON WILLIAMS
LB, 6-3, 240, Jr. 1L
Keokuk, IA

Williams at UNI: Expected to start at one inside linebacker spot. Started 12-of-13 games last year. Team's third-leading tackler with 105 stops, including 32 solos. Had one sack, two tackles for loss, one fumble recovery and one deflection. Season-high 14 tackles against Indiana State. Saw limited action in 1994. Redshirted in 1993.

High School: Earned three letters in football and two each in basketball and track at Keokuk High School. All-conference two years, all-district twice and second-team all-stater. Team reached the state quarterfinals in football. Rushed for 1,038 yards his senior year.

Personal: Born July 23, 1975. Son of Gordon Williams.

Defense	Solos	Assts	Int	Sacks	FF	PD
1995	32	73	0	1	0	1



40
LUKE WILSON
LB, 6-2, 212, Fr.
Mason City, IA

Wilson at UNI: Redshirted in 1995. Listed as a backup at one inside spot heading into the fall.

High School: Graduate of Mason City High School. Earned two letters each in football and track. First team all-conference and third team all-state as a senior. Had 189 tackles as a senior and led the team his junior and senior years.

Personal: Born Jan. 25, 1977. Son of Bruce and Pat Wilson. Majoring in pre-med.



74
NATHAN ZEHR
OG, 6-5, 243, So.
Fort Dodge, IA

Zehr at UNI: Redshirted in 1994. Saw limited action last year.

High School: Graduate of Senior High School. Earned two letters each in football and basketball. Participated in the 1993 football playoffs and played in 1994 Shrine Game. First-team all-conference, all-state, second-team Des Moines Register, team captain.

Personal: Born July 2, 1975. Son of Richard and Linda Zehr.





Opponents



1996 Gateway Conference Schedule

	Illinois State	Indiana State	Northern Iowa	Southern Illinois	Southwest Missouri	Western Illinois
Aug. 31	(Thurs., Aug. 29) at Buffalo 6:00 p.m.	(Thurs., Aug. 29) Mars Hill 6:30 p.m.	at Southern Utah 6:00 p.m.	Central Arkansas 1:30 p.m.	at Oklahoma State 6:00 p.m.	(Thurs., Aug. 29) NW Oklahoma 6:30 p.m.
Sept. 7	at North Texas 7:00 p.m.	at Kansas State 6:10 p.m.	St. Cloud State 6:30 p.m.	Tennessee-Martin 1:30 p.m.	at McNeese State 7:00 p.m.	at Northern Illinois 6:35 p.m.
Sept. 14	SE Missouri 6:30 p.m.	at Eastern Illinois 7:00 p.m.	Stephen F. Austin 6:30 p.m.	at Murray State 7:00 p.m.	Truman State 7:00 p.m.	Glenville State 1:30 p.m.
Sept. 21	Youngstown State 6:30 p.m.	St. Joseph's (Ind.) 6:30 p.m.	at Iowa State 1:00 p.m.	Winston-Salem 1:30 p.m.	at Tennessee-Martin 7:00 p.m.	at Hofstra 1:00 p.m.
Sept. 28	*Southern Illinois 1:30 p.m.	at Liberty 11:30 a.m.	McNeese State 6:30 p.m.	*at Illinois State 1:30 p.m.	Jacksonville State 7:00 p.m.	
Oct. 5		*at Western Illinois 1:30 p.m.		*at SW Missouri 1:30 p.m.	*Southern Illinois 1:30 p.m.	*Indiana State 1:30 p.m.
Oct. 12	*at Northern Iowa 1:30 p.m.	*at Southern Illinois 1:30 p.m.	*Illinois State 1:30 p.m.	*Indiana State 1:30 p.m.		at Eastern Illinois 1:30 p.m.
Oct. 19	*at Indiana State 2:00 p.m.	*Illinois State 2:00 p.m.	*SW Missouri 6:30 p.m.	*Western Illinois 1:30 p.m.	*at Northern Iowa 6:30 p.m.	*at Southern Illinois 1:30 p.m.
Oct. 26	*SW Missouri 3:00 p.m.	at Western Kentucky 4:00 p.m.	*at Southern Illinois 1:30 p.m.	*Northern Iowa 1:30 p.m.	*at Illinois State 3:00 p.m.	Cal-Poly Obispo 1:30 p.m.
Nov. 2	at Central Florida 3:00 p.m.		at Youngstown State 12:00 p.m.	at Western Kentucky 1:00 p.m.	*Western Illinois 1:30 p.m.	*as SW Missouri 1:30 p.m.
Nov. 9	*at Western Illinois 1:00 p.m.	*Northern Iowa 12:30 p.m.	*at Indiana State 12:30 p.m.		Youngstown State 1:30 p.m.	*Illinois State 1:00 p.m.
Nov. 16	Tennessee Tech 1:30 p.m.	*SW Missouri 12:30 p.m.	*Western Illinois 6:30 p.m.	SE Missouri 12:30 p.m.	*at Indiana State 12:30 p.m.	*at Northern Iowa 6:30 p.m.

*Indicates Gateway Conference games

All times Central

1996 Opponents



SOUTHERN UTAH AT CEDAR CITY, UT Aug. 31, 7:00

Rich Ellerson



Location: Cedar City, UT 84720
Enrollment: 5,500
Nickname: Thunderbirds
Stadium: Coliseum of Southern Utah (6,500)
Surface: Grass
Affiliation: Independent (NCAA 1-AA)
Athletic Director: Jack Bishop
Athletic Media Relations: Neil Gardner
Office: 801-586-7753
FAX: 801-865-8037
Home: 801-586-1127
Press Box: 801-586-5447

Head Coach: Rich Ellerson (Hawaii, 1977)
SUU Record: 0-0 (1st year)
Overall Record: 0-0 (1st year)
Office: 801-865-8361
Assistants: Jeff Hammerschmidt, Defensive Coord., Arizona 1991; C. Ray Gregory, Offensive Coord., Emory & Henry 1986; Brian Wajert, Offensive Line, Hobart 1985; Gary Coston, Defensive Backs, Arizona 1991.

1995 Results (2-9)

7-14 Angelo State
26-25 Montana Tech
8-36 at Western State
14-48 at Idaho State
15-65 at Southwest Texas State
20-35 Cal Poly
28-21 Nebraska-Kearney
24-26 at Saint Mary's
28-34 at Cal State Northridge
21-37 California Davis
29-53 at Cal State Sacramento
0-3, 4th in American West

Top Returning Rusher: David McCovy, 54-234 yds., 3 TDs

Top Passer: None

Top Receiver: Brook Madsen, 17-271 yds., 1 TD

Top Scorer: RB David McCovy, 2 TDs, 1 PAT

Top Tackler: LB Chris Garza, 59 UT, 63 AT, 122 TT, 5 TFL, 1 int, 2 PBU

1996 Schedule

Aug. 31 Northern Iowa 7 p.m.
Sept. 7 Rocky Mountain 7 p.m.
Sept. 14 at Northern Arizona 6:05 p.m.
Sept. 21 Western State 7 p.m.
Sept. 28 Montana Tech 7 p.m.
Oct. 5 at Montana 1 p.m.
Oct. 12 Southwest Texas State 1 p.m.
Oct. 19 at Cal Poly 1 p.m.
Oct. 26 at New Mexico State 1:30 p.m.
Nov. 2 Saint Mary's 1 p.m.
Nov. 16 at California Davis 7 p.m.
All times game site



ST. CLOUD STATE AT CEDAR FALLS, IA Sept. 7, 6:30

Noel Martin



Location: St. Cloud, MN 56301-4498
Enrollment: 14,200
Nickname: Huskies
Stadium: Selke Field (4,000)
Surface: Natural Grass
Affiliation: North Central Conference (NCAA II)
Athletic Director: Dr. Morris Kurtz
Sports Info. Director: Anne Abicht
Office: 320-255-2141
FAX: 320-255-2099
Home: 320-202-1456
Press Box: 320-255-3220
Radio: WJON-1240

1995 Results (6-4)

29-23 Minnesota-Duluth
34-0 North Dakota State
34-10 at South Dakota State
7-12 at South Dakota
14-6 Mankato State
39-6 Morningside
27-30 at Northern Colorado
34-7 Nebraska-Omaha
14-24 at Augustana (SD)
21-35 at North Dakota

5-4, 5th in North Central Conference

Top Returning Rusher: Randy Martin, 265-1,488 yds., 10 TDs

Top Passer: Todd Bouman, 206-93-6, 1,231 yds., 11 TDs

Top Receiver: Mike McKinney, 19-252 yds., 4 TDs

Top Scorer: RB Randy Martin, 10 TDs

Top Tackler: SS Greg Gronski, 28 UT, 29 AT, 57 TT, 4 PBUs

Head Coach: Noel Martin (Nebraska, 1963)

SCS Record: 77-62, 13 yrs.

Overall Record: 77-62, 13 yrs.

Assistants: John Auer, Tight Ends; Steve Gritit, Defensive Line; Shawn Kakuk, Quarterbacks; Chad Klunder, Running Backs; John Lewis, Wide Receivers; Les Meyer, Defensive Backs; Matt Pawlowski, Linebackers; Peter Shinnick, Offensive Line.

1996 Schedule

Sept. 7 at Northern Iowa 6:30
Sept. 14 at Minnesota-Duluth 1:30
Sept. 21 at North Dakota State 1:30
Sept. 28 South Dakota State 1:00
Oct. 5 South Dakota 1:00
Oct. 12 at Mankato State 1:00
Oct. 19 at Morningside 1:30
Oct. 26 Northern Colorado 1:00
Nov. 2 at Nebraska-Omaha 1:00
Nov. 9 Augustana College (SD) 1:00
Nov. 16 North Dakota 1:00
All Times Central



STEPHEN F. AUSTIN AT CEDAR FALLS, IA Sept. 14, 6:30

John Pearce



Location: Nacogdoches, TX
Enrollment: 12,300
Nickname: Lumberjacks
Stadium: Homer Bryce Stadium (14,575)
Surface: All-Pro Turf
Affiliation: Southland (NCAA 1-AA)
Athletic Director: Steve McCarty
Sports Info. Director: Bill Powers
Office: 409-468-2606
FAX: 409-468-4593
Home: 409-559-0709
FAX On Demand: Pass Code 752, Release 1902, Stats 1901, Game Stats 1903, Roster 1904
Press Box: 409-468-3910
Radio: KYKS-Lufkin/Nacogdoches

1995 Results (11-2)

26-7 Northern Iowa
27-0 at Youngstown State
17-3 Angelo State
31-6 Henderson State
38-22 at Sam Houston State
56-3 Nicholls State
31-10 at Samford
16-34 McNeese State
50-21 Southwest Texas
25-20 at Northwestern State
34-29 Eastern Illinois
27-17 at Appalachian State
14-70 at Montana
4-1, 2nd in Southland Football League

Top Returning Rusher: Dameian Vallery, 150-931 yds., 7 TDs

Top Passer: Mike Quinn, 53-23-0, 288 yds., 5 TDs

Top Receiver: Chris Jefferson, 48-860 yds., 5 TDs

Top Scorer: FB Kerry Bennett, 7 TDs

Top Tackler: LB Cameron Love, 72 UT, 62 AT, 134 TT, 2 TFL

Head Coach: John Pearce (East Texas State, 1970)
SFA Record: 28-17-2, 4 yrs.
Career Record: 28-17-2, 4 yrs.
Office: 409-468-3502
Assistants: Eddie Brister, Offensive Coord./Running Backs, Austin College, 1972; Gene Chizik, Defensive Coord./Secondary, Florida, 1985; Denzil Cox, Defensive Line, Arkansas-Monticello, 1968; Chip Davis, Receivers, Clemson, 1991; Robert McFarland, Offensive Line, McNeese State, 1985; Arlington Nunn, Linebackers, Clemson, 1991.

1996 Schedule

Aug. 29 Eastern New Mexico 7 p.m.
Sept. 7 Delta State 7 p.m.
Sept. 14 at Northern Iowa 6:30 p.m.
Sept. 28 Troy State 7 p.m.
Oct. 12 Sam Houston State 2 p.m.
Oct. 19 at Nicholls State 3 p.m.
Oct. 26 Samford 2 p.m.
Nov. 2 at McNeese State 7 p.m.
Nov. 9 Jacksonville State 2 p.m.
Nov. 16 at Southwest Texas State 2 p.m.
Nov. 23 Northwestern State 2 p.m.



IOWA STATE AT AMES, IA Sept. 21, 1:00

Dan McCarney



Location: Ames, IA 50011
Enrollment: 24,500
Nickname: Cyclones
Stadium: Cyclone Stadium-Jack Trice Field (43,000)
Surface: Grass
Affiliation: Big 12 (NCAA I)
Athletic Director: Gene Smith
Media Relations Director: Tom Kroeschell
Office: 515-294-3372
FAX: 515-294-0558
Home: 515-292-2904
FAX On Demand: Pass Code 1212, Release 1201, Stats 1203, Game Stats 1207, Roster 1214
Press Box: 515-294-8443
Radio: Cyclone Network

1995 Results (3-8)

36-21 Ohio University
10-27 at Texas Christian
10-27 Iowa
57-30 UNLV
26-39 Oklahoma
7-34 at Kansas
28-50 Colorado
38-14 Oklahoma State
14-73 at Nebraska
7-49 Kansas State
31-45 at Missouri
1-6, 7th in Big Eight

Top Returning Rusher: Troy Davis, 345-2,010 yds., 15 TDs

Top Passer: Todd Doxson, 100-58-4, 730 yds., 4 TDs

Top Receiver: Ed Williams, 46-639 yds., 7 TDs

Head Coach: Dan McCarney (Iowa, 1975)

ISU Record: 3-8, 1 yr.

Career Record: 3-8, 1 yr.

Office: 515-294-6720

Assistants: Jay Norvell, Asst. Head Coach/Quarterbacks/Receivers, Iowa 1985; Larry Coyer, Defensive Coord./Secondary, Marshall 1965; Steve Loney, Offensive Coord./Offensive Line, Iowa State 1974; Paul Rhoads, Inside Linebackers, Missouri Western 1989; Bob Carskie, Recruiting Coord., Missouri Valley 1975; Phil Meyer, Tight Ends, Illinois State 1979; Sam Papalii, Defensive Line, San Jose State 1979; Kirby Wilson, Running Backs, Eastern Illinois 1989; Mike Woodley, Outside Linebackers, Northern Iowa 1974; Matt McGettigan, Strength & Conditioning, Luther 1987.

1996 Schedule

Sept. 7 Wyoming 6 p.m.
Sept. 14 at Iowa 2:30 p.m.
Sept. 21 Northern Iowa 1 p.m.
Sept. 28 Missouri 1 p.m.
Oct. 12 Texas A&M 1 p.m.
Oct. 19 at Oklahoma State 2 p.m.
Oct. 26 at Baylor 1 p.m.
Nov. 2 Kansas 1 p.m.
Nov. 9 at Colorado TBA
Nov. 16 Nebraska 1 p.m.
Nov. 23 at Kansas State 1:10 p.m.

Top Scorer: Troy Davis, 16 TDs

Top Tackler: FS Mike Lincavage, 62 UT, 47 AT, 109 TT, 2 int, 6 PBU



1996 Opponents



MCNEESE STATE AT CEDAR FALLS, IA Sept. 28, 6:30



Bobby Keasler

Location: Lake Charles, LA 70609
Enrollment: 8,700
Nickname: Cowboys
Stadium: Cowboy Stadium (17,410)
Surface: Grass
Affiliation: Southland Football League (NCAA 1-AA)
Athletic Director: Bobby Keasler
Sports Information Director: Louis Bonnette
Office: 318-475-5207
FAX: 318-475-5202
Home: 318-477-4182
FAX On Demand: Pass Code 752, Facts 1202, Stats 1201, Game Stats 1203, Roster 1204
Press Box: 318-475-5202
Radio: KYKZ-Lake Charles

1995 Results (13-1)

31-2 at Southwest Missouri State
45-10 Southeast Oklahoma
30-24 at James Madison
31-3 Youngstown State
49-7 Central Florida
27-13 Portland State
20-0 Sam Houston State
34-16 at Stephen F. Austin
28-7 at Southwest Texas
20-10 Northwestern State
31-6 at Nicholls State
33-3 Idaho
52-18 Delaware
13-25 Marshall
5-0, 1st in Southland Conference

Top Returning Rusher: Rusty Struppeck, 40-172 yds., 1 TD
Top Passer: Tim Leger, 34-25-0, 308 yds., 3 TDs
Top Receiver: Donnie Ashley, 16-219 yds., 2 TDs
Top Scorer: WR Donnie Ashley, 3 TDs
Top Tackler: FS Zack Bronson, 56 UT, 31 AT, 87 TT, 5 int

Head Coach: Bobby Keasler (Northeast Louisiana, 1970)
MSU Record: 53-21-2, 6 yrs.
Career Record: 53-21-2, 6 yrs.
Office: 318-475-5235
Assistants: Kirby Bruchhaus, Defensive Coord., McNeese State 1974; Mike Santiago, Offensive Coord., Southern Utah 1977; Mike Collins, Linebackers, Northeast Louisiana 1983; Tommy Tate, Defensive Backs, McNeese State 1979; Jerry Fremin, Offensive Line, Southern Mississippi 1976; John Nagle, Running Backs, LSU 1972; Scott Stoker, Wide Receivers, Northwest Louisiana 1991.

1996 Schedule

Sept. 7 Southwest Missouri State 7 p.m.
Sept. 14 James Madison 7 p.m.
Sept. 21 Angelo State 7 p.m.
Sept. 28 at Northern Iowa 6:30 p.m.
Oct. 5 Arkansas-Monticello 7 p.m.
Oct. 12 at Troy State 7 p.m.
Oct. 26 at Sam Houston State 2 p.m.
Nov. 2 Stephen F. Austin 7 p.m.
Nov. 9 Southwest Texas 7 p.m.
Nov. 16 at Northwestern State 7 p.m.
Nov. 23 Nicholls State 7 p.m.



ILLINOIS STATE AT CEDAR FALLS, IA Oct. 12, 1:30



Todd Berry

Location: Normal, IL 61790-7130
Enrollment: 19,274
Nickname: Redbirds
Stadium: Hancock (15,000)
Surface: Artificial
Affiliation: Gateway (NCAA 1-AA)
Athletic Director: Rick Greenspan
Athletic Media Relations Director: Kenny Mossman
Office: 309-438-3805
FAX: 309-438-5634
Home: 309-888-4023
FAX On Demand: Pass Code 682, Release 1505, Stats 1506, Game Stats 1507, Rosters 1512-15-12
Press Box: 309-438-2272/2280
Radio: WJBC-Bloomington

1995 Results (5-6)

45-3 St. Francis
6-14 at Ohio University
6-19 Buffalo
0-27 Hofstra
20-17 OT at Southwest Missouri State
11-14 at Southern Illinois
22-25 Western Illinois
10-31 at Eastern Illinois
31-29 Northern Iowa
25-0 Indiana State
30-13 at Youngstown State
3-3, 3rd in Gateway Conference

Top Returning Rusher: Chris Moore, 67-300 yds., 2 TDs
Top Passer: Bill Hagman, 230-121-7, 1,359 yds., 8 TDs
Top Receiver: Kenzye Henderson, 6-69 yds., 1 TD

Head Coach: Todd Berry (Tulsa, 1983)
ISU Record: 0-0, 1st yr.
Career Record: 0-0, 1st yr.
Office: 309-438-8671
Assistants: David Blackwell, Defensive Line, East Carolina 1994; John Bond, Receivers, Arkansas 1985; Rick Byas, Secondary, Wayne State 1974; Harold Etheridge, Offensive Line, Western New Mexico 1982; Mike McCarthy, Offensive Coord./Quarterbacks, Portland State 1989; Dennis Therrell, Defensive Coord./Linebackers, Tennessee Tech 1978.

1996 Schedule

Aug. 29 at Buffalo 6 p.m.
Sept. 7 at North Texas 7 p.m.
Sept. 14 Southeast Missouri State 6:30 p.m.
Sept. 21 Youngstown State 6:30 p.m.
Sept. 28 Southern Illinois 1:30 p.m.
Oct. 12 at Northern Iowa 1:30 p.m.
Oct. 19 at Indiana State 2 p.m.
Oct. 26 Southwest Missouri State 3 p.m.
Nov. 2 at Central Florida 3 p.m.
Nov. 9 at Western Illinois 1 p.m.
Nov. 16 Tennessee Tech 1:30 p.m.
All times Central

Top Scorer: PK Todd Kurz, 19 FGs, 17 PATs
Top Tackler: S Duane Butler, 48 UT, 50 AT, 98 TT, 9 PBUs



SOUTHWEST MISSOURI STATE AT CEDAR FALLS, IA Oct. 19, 6:30



Del Miller

Location: Springfield, MO 65804
Enrollment: 17,441
Nickname: Bears
Stadium: Plaster Field (16,300)
Surface: OmniTurf
Affiliation: Gateway (NCAA 1-AA)
Athletic Director: Bill Rowe
Sports Info. Director: Mark Stillwell
Office: 417-836-5402
FAX: 417-836-4868
Home: 417-862-7962
FAX On Demand: Pass Code 682, Release 1814, Stats 1813, Game Stats 1816, Rosters 1811
Press Box: 417-836-5976
Radio: KTXR-Springfield originating

1995 Results (4-7)

2-31 McNeese State
30-17 Northeast Missouri State
7-35 at Oklahoma State
7-9 at Eastern Illinois
17-20 OT Illinois State
9-16 Indiana State
30-33 OT at Southern Illinois
13-7 at Western Illinois
17-19 Northern Iowa
39-3 at Southeast Missouri State
49-14 Jacksonville State
1-5, 7th in Gateway Conference

Top Returning Rusher: Michael Cosey, 145-566 yds., 2 TDs
Top Passer: Jeremy Hoog, 159-98-7, 1,265 yds., 5 TDs
Top Receiver: Jason Cannon, 53-842 yds., 5 TDs
Top Scorer: PK Wayne Boyer, 14 FGs, 24 PATs
Top Tackler: FS Travis Richardson, 43 UT, 67 AT, 110 TT, 7 PBUs

Head Coach: Del Miller (Central College, 1972)
SMSU Record: 4-7, 1 yr.
Overall Record: 4-7, 1 yr.
Office: 417-836-5343
Assistants: Mitch Ware, Assistant Head Coach/Running Backs, Southwest Missouri 1980; Mike Kolling, Defensive Coord./Defensive Backs, South Dakota State 1972; Ozzie Riley, Linebackers, Central Arkansas 1982; Rick Nelson, Offensive Line, Northern Iowa 1984; J.C. Harper, Defensive Line, Clemson 1989; Bob Boyce, Linebackers, Indiana State 1986; Ron Totarsky, Tight Ends, Kansas 1993; Tim Beck, Wide Receivers, Central Florida 1988.

1996 Schedule

Aug. 31 at Oklahoma State 6 p.m.
Sept. 7 at McNeese State 7 p.m.
Sept. 14 Truman State 7 p.m.
Sept. 21 at Tennessee-Martin 7 p.m.
Sept. 28 Jacksonville State 7 p.m.
Oct. 5 Southern Illinois 1:30 p.m.
Oct. 19 at Northern Iowa 6:30 p.m.
Oct. 26 at Illinois State 3 p.m.
Nov. 2 Western Illinois 1:30 p.m.
Nov. 9 Youngstown State 1:30 p.m.
Nov. 16 at Indiana State 12:30 p.m.
All times Central



SOUTHERN ILLINOIS AT CARBONDALE, IL Oct. 26, 1:30



Shawn Watson

Location: Carbondale, IL 62901
Enrollment: 23,500
Nickname: Salukis
Stadium: McAndrew (17,312)
Surface: Artificial
Affiliation: Gateway Football (NCAA 1-AA)
Athletic Director: Jim Hart
Sports Info. Director: Fred Huff
Office: 618-453-7235
FAX: 618-453-2648
Home: 618-542-2780
FAX On Demand: Pass Code 682, Release 2205, Stats 2208, Rosters 2207
Press Box: 618-453-3049
Radio: WCIL-Carbondale

1995 Results (5-6)

30-27 at Southeast Missouri State
3-35 Murray State
9-14 at Arkansas State
48-20 Nicholls State
3-52 at Indiana State
14-11 Illinois State
33-30 OT Southwest Missouri State
0-13 at Northern Iowa
7-19 at Western Illinois
30-28 Western Kentucky
21-42 Eastern Illinois
2-4, 15th in Gateway Conference

Top Returning Rusher: Karlton Carpenter, 147-556 yds., 5 TDs
Top Passer: None
Top Receiver: Reggie Fowler, 22-230 yds., 1 TD

Head Coach: Shawn Watson (Southern Illinois, 1973)
SIU Record: 6-16, 2 yrs.
Overall Record: 6-16, 2 yrs.
Office: 618-453-5311
Assistants: Linwood Ferguson, Defensive Coord., Defensive Backs, East Carolina, 1973; Jackie Shipp, Defensive Line, Langston, 1992; Scott Whittier, Linebackers, Special Teams, Maryland, 1985; Don Horton, Offensive Coord., Offensive Line, Wittenberg, 1982; T.J. Weist, Wide Receivers, Alabama, 1988; Cap Boso, Tight Ends, Illinois, 1986; Mike Deck, Kickers, Arkansas State, 1972.

1996 Schedule

Aug. 31 Central Arkansas 1:30
Sept. 7 Tennessee-Martin 1:30
Sept. 14 at Murray State 7:00
Sept. 21 Winston-Salem 1:30
Sept. 28 at Illinois State 1:30
Oct. 5 at Southwest Missouri 1:30
Oct. 12 Indiana State 1:30
Oct. 19 Western Illinois 1:30
Oct. 26 Northern Iowa 1:30
Nov. 2 at Western Kentucky TBA
Nov. 16 Southeast Missouri 12:30
All Times Central

Top Scorer: RB Karlton Carpenter, 5 TDs, 1 PAT
Top Tackler: DB C.J. McDavid, 49 UT, 25 AT, 74 TT, 4 TFL

1996 Opponents



YOUNGSTOWN STATE AT YOUNGSTOWN, OH Nov. 2, 12 Noon



Jim Tressel

Location: Youngstown, OH 44555-3718
Enrollment: 13,273
Nickname: Penguins
Stadium: Arnold D. Stambaugh Stadium and Sports Complex (16,000)
Surface: Artificial
Affiliation: Independent (NCAA 1-AA)
Athletic Director: Jim Tressel
Sports Info. Director: Greg Gulas
Office: 330-742-3192
FAX: 330-742-3191
Home: 330-788-0556
Press Box: 330-742-3192, 2345, 1966
Radio: The Radio Center-Youngstown/WBBQ

Head Coach: Jim Tressel (Baldwin-Wallace, 1975)
YSU Record: 87-41-2, 10 yrs.
Career Record: 87-41-2, 10 yrs.
Office: 330-742-3478
Assistants: Ken Conatser, Asst. Head Coach/Offensive Line, Cincinnati 1962; Jon Heacock, Defensive Coord./Secondary, Muskingum 1983; John Klacik, Offensive Coord./Wide Receivers, Lock Haven State 1988; Sam Eddy, Running Backs, Taylor 1978; Mark Snyder, Outside Linebackers, Special Teams, Marshall 1987; Rusty Russell, Inside Linebackers, Georgia 1976; Bob Stoops, Defensive Line, Youngstown State 1965; Mike Cochran, Strength Coach, Youngstown State 1994.

1996 Schedule

Aug. 29 Wofford 6 p.m.
Sept. 7 Slippery Rock 6 p.m.
Sept. 14 at Kent State 6 p.m.
Sept. 21 at Illinois State 6:30 p.m.
Sept. 28 Clarion 6 p.m.
Oct. 12 at Buffalo 12:30 p.m.
Oct. 19 Ashland 6 p.m.
Oct. 26 Northwestern State 12 noon
Nov. 2 Northern Iowa 12 noon
Nov. 9 at Southwest Missouri State 1:30 p.m.
Nov. 16 at Hofstra 12 noon
All Times Central

Top Returning Rusher: Jake Andreadis, 138-593 yds., 6 TDs
Top Passer: Demond Tidwell, 10-7-0, 149 yds., 1 TD
Top Receiver: William Walker, 42-651 yds., 3 TDs
Top Scorer: RB Jake Andreadis, 6 TDs
Top Tackler: DB Tom Paolucci, 57 UT, 29 AT, 86 TT, 3 PBUs



WESTERN ILLINOIS AT CEDAR FALLS, IA Nov. 16, 6:30



Randy Ball

Location: Macomb, IL 61455
Enrollment: 12,500
Nickname: Leathernecks
Stadium: Hanson Field (15,000)
Surface: Grass
Affiliation: Gateway (NCAA 1-AA)
Athletic Director: Dr. Helen Smiley
Sports Info. Director: Greg Seiler
Office: 309-298-1133/1433
FAX: 309-298-3366
Home: 309-833-5493
FAX On Demand: Pass Code 432, Release 1045, Stats 1046
Press Box: 309-298-1604
Radio: WKAI-Macomb

Head Coach: Randy Ball (Northeast Missouri, 1973)
WIU Record: 33-33-1, 6 yrs.
Career Record: 33-33-1, 6 yrs.
Office: 309-298-1515
Assistants: Bill Wilt, Defensive Coord./Defensive Line, Eureka 1973; Deion Melvin, Linebackers, Western Illinois 1988; Doug Downing, Offensive Coord./Quarterbacks, Purdue 1988; Chris Klieman, Defensive Backs, Northern Iowa 1990; Chad Remmert, Wide Receivers, Northern Iowa 1994; Curt Strasheim, Running Backs, Mankato State, 1994.

1996 Schedule

Aug. 29 Northwest Oklahoma State 6:30 p.m.
Sept. 7 at Northern Illinois 6:30 p.m.
Sept. 14 Glenville State 1:30 p.m.
Sept. 21 at Hofstra 12 Noon
Oct. 5 Indiana State 1:30 p.m.
Oct. 12 at Eastern Illinois 1:30 p.m.
Oct. 19 at Southern Illinois 1:30 p.m.
Oct. 26 Cal Poly-SLO 1:30 p.m.
Nov. 2 at Southwest Missouri State 1:30
Nov. 9 Illinois State 1:30 p.m.
Nov. 16 at Northern Iowa 6:30 p.m.
All times Central

Top Returning Rusher: Brian Knuckles, 182-820 yds., 7 TDs
Top Passer: Jeff Hecklinski, 281-162-13, 2,149 yds., 10 TDs
Top Receiver: Kris Heddings, 15-155 yds., 3 TDs
Top Scorer: RB Brian Knuckles, 8 TDs, 1 PAT
Top Tackler: S Frank Spraggins, 68 UT, 41 AT, 109 TT, 5 PBUs



INDIANA STATE AT TERRE HAUTE, IN Nov. 9, 12:30



Dennis Raetz

Location: Terre Haute, IN 47809
Enrollment: 11,641
Nickname: Sycamores
Stadium: Memorial Stadium (20,500)
Surface: SuperTurf
Affiliation: Gateway Football (NCAA 1-AA)
Athletic Director: Larry Gallo
Sports Info. Director(Football): Tom James
Office: 812-237-4160
FAX: 812-237-4157
Home: 812-466-3202
FAX On Demand: Pass Code 682, Release 1601, Stats 1602
Press Box: 812-237-7656, 7657
Radio: WTHI

Head Coach: Dennis Raetz (Nebraska, 1968)
ISU Record: 84-93-1, 16 yrs.
Career Record: 84-93-1, 16 yrs.
Office: 812-237-4074

Assistants: Tim McGuire, Asst. Head Coach/Defensive Coord./Defensive Backs, Nebraska 1975; Bill Dudley, Offensive Coord./Quarterbacks/Wide Receivers, Western Illinois 1967; Mark Smith, Defensive Line/Special Teams, Purdue 1979; Bruce Cowdrey, Offensive Line/Recruiting Coord., Missouri Western 1976; Doug Dutton, Linebackers, Indiana State 1993; Daryl Jackson, Running Backs, San Diego 1990; Eric McGath, Safeties, Wisconsin-Stevens Point 1995; Bill Lange, Tight Ends, Iowa 1993

1996 Schedule

Aug. 29 Mars Hills 6:30 p.m.
Sept. 7 at Kansas State 6:10 p.m.
Sept. 14 at Eastern Illinois 7 p.m.
Sept. 21 St. Joseph's (IN) 6:30 p.m.
Sept. 28 at Liberty 11:30 p.m.
Oct. 5 at Western Illinois 1:30 p.m.
Oct. 12 at Southern Illinois 1:30 p.m.
Oct. 19 Illinois State 2 p.m.
Oct. 26 at Western Kentucky 4 p.m.
Nov. 9 Northern Iowa 12:30 p.m.
Nov. 16 Southwest Missouri State 12:30 p.m.
All Times Central

Top Returning Rusher: Jason Potter, 118-549 yds., 4 TDs
Top Passer: Kevin Cox, 308-140-10, 1,672 yds., 11 TDs
Top Receiver: Micah Reid, 32-405 yds., 2 TDs

Top Scorer: RB Jason Potter, 4 TDs
Top Tackler: LB Chris Libaire, 66 UT, 79 AT, 145 TT, 7 TFL, 3 Int.

GATEWAY (1985-95) TEAMS VS. 1996 NON-LEAGUE OPPONENTS

Team	Rec	First	Last	Team	Rec	First	Last
Buffalo	3-0	1994	1995	Northwest Oklahoma	0-0	1996	1996
Cal Poly SLO	0-0	1996	1996	Oklahoma State	0-5	1986	1995
Central Arkansas	0-0	1996	1996	St. Cloud State	1-0	1986	1986
Central Florida	1-4	1985	1994	St. Joseph's (Ind.)	0-0	1996	1996
Glenville State	2-0	1992	1995	Southeast Missouri	9-1	1985	1995
Hofstra	1-1	1993	1995	Southern Utah	0-0	1996	1996
Iowa State	2-5	1986	1994	Stephen F. Austin	0-2	1989	1995
Jacksonville State	5-1	1993	1995	Tennessee-Martin	1-1	1994	1995
Kansas State	3-3	1985	1991	Tennessee-Tech	1-0	1993	1993
Liberty	6-2	1986	1994	Truman State	0-0	1996	1996
Mars Hill	1-0	1995	1995	Western Kentucky	21-13	1985	1995
McNeese State	7-7	1986	1995	Winston Salem	0-0	1996	1996
Murray State	10-7	1985	1995	Youngstown State	6-10	1985	1995
Northern Illinois	1-12	1986	1994				
North Texas	1-2-1	1991	1994				



All-Time Panther Records Against 1996 Opponents

ILLINOIS STATE (9-3-0, .750)

1972	L	14-24	A
1985	W	15-3	A
1986	W	22-13	H
1987	W	48-17	H
1988	W	34-7	A
1989	L	13-32	A
1990	W	31-0	H
1991	W	17-14	A
1992	W	41-14	H
1993	W	20-19	A
1994	W	24-17	H
1995	L	29-31	A

INDIANA STATE (9-3-0, .750)

1983	L	0-26	A
1985	W	24-7	H
1986	W	45-10	H
1987	W	38-14	A
1988	L	6-24	H
1989	W	24-21	A
1990	L	23-33	A
1991	W	49-21	H
1992	W	34-13	A
1993	W	17-10	H
1994	W	11-10	A
1995	W	27-10	H

IOWA STATE (3-13-3, .237)

1899	T	0-0	H
1900	W	5-0	A
1901	T	0-0	H
1902	L	0-52	H
1904	L	0-17	A
1905	L	0-28	A
1916	L	0-19	A
1936	T	0-0	A
1937	L	12-14	A
1945	L	13-48	A
1946	L	18-20	A
1947	L	14-31	A
1948	L	7-27	A
1950	L	8-26	A
1987	L	38-39	A
1988	L	17-20	A
1990	L	6-35	A
1992	W	27-10	A
1994	W	28-14	A

MCNEESE STATE (4-2-0, .667)

1986	W	55-38	H
1987	W	34-31	A
1991	W	30-5	H
1992	W	21-18	A
1993	L	10-27	A
1994	L	24-34	H

ST. CLOUD STATE (2-0-0, 1.000)

1976	W	1-0	A
1977	W	27-14	H

Southern Utah (0-0-0)

Southern Illinois (8-6-0, .571)

1965	L	16-23	A
1966	L	7-30	H
1983	L	9-52	H
1984	L	10-40	A
1986	L	24-27	A
1987	W	20-3	H
1988	W	24-21	A
1989	W	38-14	H
1990	W	30-9	H
1991	L	20-21	A
1992	W	30-25	A
1993	W	49-17	H
1994	W	39-7	A
1995	W	13-0	H

Southwest Missouri State (13-3-0, .813)

1980	W	41-0	H
1981	W	21-17	A
1982	W	10-0	H
1983	L	13-35	A
1984	W	24-10	H
1985	W	38-17	A
1986	W	45-3	H
1987	W	17-13	A
1988	L	9-26	H
1989	L	22-37	A
1990	W	20-17	H
1991	W	22-0	A
1992	W	37-12	H
1993	W	20-14	A
1994	W	12-7	H
1995	W	19-17	A

STEPHEN F. AUSTIN (0-1, .000)

1995	L	7-26	A
------	---	------	---

WESTERN ILLINOIS (17-7-0, .708)

1967	W	12-0	A
1968	W	33-6	H
1969	L	14-23	H
1970	L	7-29	A
1973	W	20-14	H
1974	L	14-40	A
1978	L	7-21	H
1979	W	38-25	A
1980	W	35-28	H
1981	L	14-21	A
1982	W	21-9	H

1983	W	32-26	A
1984	W	30-17	H
1985	W	48-14	A
1986	W	32-30	H
1987	W	52-7	A
1988	L	27-28	H
1989	W	21-10	A
1990	W	50-14	H
1991	W	24-17	A
1992	W	37-6	H
1993	L	23-25	A
1994	W	36-27	H
1995	W	38-7	A

YOUNGSTOWN STATE (6-4-0, .600)

1978	L	14-31	H
1979	L	0-29	A
1980	W	38-17	A
1981	W	45-43	H
1982	L	13-25	A
1983	W	23-13	H
1984	W	16-6	A
1985	W	50-26	H
1987	W	31-28	H
1992	L	7-19	H

Homecoming Results Since 1920 (46-21-7)

1920	UNI 14, Parsons 0	1963	UNI 9, North Dakota 0
1921	UNI 7, Simpson 6	1964	UNI 24, Morningside 14
1922	UNI 0, Upper Iowa 0	1965	UNI 27, Augustana 21
1923	Western Union 6, UNI 2	1966	UNI 2, Morningside 0
1924	UNI 13, Simpson 0	1967	UNI 23, Augustana 10
1925	UNI 20, Luther 9	1968	Morningside 14, UNI 13
1926	UNI 34, Buena Vista 0	1969	UNI 14, South Dakota 2
1927	UNI 14, Upper Iowa 6	1970	Morningside 19, UNI 7
1928	UNI 0, Grinnell 0	1971	North Dakota 23, UNI 10
1929	UNI 7, Simpson 0	1972	UNI 27, Morningside 13
1930	Coe 13, UNI 2	1973	South Dakota 19, UNI 7
1931	Western Michigan 14, UNI 0	1974	UNI 41, Drake 17
1932	UNI 13, Morningside 0	1975	UNI 20, Augustana 14
1933	UNI 0, Simpson 0	1976	UNI 37, Morningside 7
1934	Grinnell 19, UNI 12	1977	Augustana 35, UNI 27
1935	UNI 21, Western Michigan 14	1978	Western Illinois 21, UNI 7
1936	UNI 6, Morningside 0	1979	UNI 20, Akron 17
1937	Western Michigan 7, UNI 0	1980	UNI 41, Southwest Missouri St. 0
1938	Morningside 13, UNI 7	1981	Northern Michigan 17, UNI 13
1939	UNI 13, Western Michigan 13	1982	Idaho 38, UNI 13
1940	UNI 13, Pittsburg St. 6	1983	UNI 41, Wisconsin-LaCrosse 0
1941	Western Michigan 28, UNI 7	1984	UNI 24, Southwest Missouri St. 10
1942	UNI 26, Morningside 7	1985	UNI 24, Indiana St. 7
1945	UNI 58, South Dakota St. 7	1986	UNI 45, Southwest Missouri St. 3
1946	UNI 0, Western Michigan 0	1987	Montana 33, UNI 16
1947	UNI 31, Morningside 13	1988	Western Illinois 28, UNI 27
1948	UNI 33, South Dakota St. 7	1989	UNI 39, Ferris St. 3
1949	UNI 49, Augustana (SD) 0	1990	UNI 31, Illinois St. 0
1950	Drake 34, UNI 18	1991	UNI 56, Morgan St. 6
1951	UNI 27, Morningside 7	1992	UNI 41, Illinois St. 14
1952	South Dakota 34, UNI 20	1993	UNI 17, Indiana St. 10
1953	UNI 34, Morningside 20	1994	McNeese St. 34, UNI 24
1954	South Dakota 34, UNI 33	1995	UNI 17, Eastern Illinois 7
1955	UNI 13, Morningside 12		
1956	UNI 20, Morningside 20		
1957	UNI 27, North Dakota 20		
1958	Morningside 26, UNI 18		
1959	UNI 14, North Dakota 9		
1960	UNI 26, Morningside 0		
1961	UNI 34, Augustana 6		
1962	UNI 21, Morningside 18		

1995 Review



RECORD: 8-5
GFC: 5-1
HOME: 5-1
ROAD: 3-4

1995 SCHEDULE, RESULTS

Date	Opponent	Result	Attendance
Sept. 2	at Stephen F. Austin	L/7-26	10,041
Sept. 9	at Iowa	L/13-34	70,397
Sept. 16	LOCK HAVEN	W/55-10	10,237
Sept. 29	at Western Illinois*	W/38-7	9,679
Oct. 7	EASTERN ILLINOIS*	W/17-7	14,182
Oct. 14	INDIANA STATE*	W/27-10	9,889
Oct. 21	SOUTHERN ILLINOIS*	W/13-0	8,558
Oct. 28	at Southwest Missouri*	W/19-17	10,906
Nov. 4	at Illinois State*	L/29-31	5,306
Nov. 11	IDAHO	L/12-16	16,324
Nov. 18	WINONA STATE*	W/48-3	9,857
Nov. 25	at Murray State+	W/35-34	7,633
Dec. 2	at Marshall+	L/24-41	14,472

*Gateway Football Conference Game

+NCAA 1-AA Playoffs

TEAM STATISTICS

	UNI	OPP
FIRST DOWNS.....	230	231
By Rushing.....	96	112
By Passing.....	120	106
By Penalty.....	14	13
NET RUSHING YARDAGE.....	1715	1845
Rushing Attempts.....	555	519
Rushing Yards Gained.....	2220	2266
Rushing Yards Lost.....	505	421
Yards Per Rush.....	3.1	3.6
Rushing Yards Per Game.....	131.9	141.9
NET PASSING YARDAGE.....	3223	2281
Passes Attempted.....	304	377
Passes Completed.....	172	196
Passes Had Intercepted.....	9	15
Pass Completion Percentage.....	56.6	52.0
Yards Per Attempt.....	10.6	6.1
Yards Per Completion.....	18.7	11.6
Yards Per Game.....	247.9	175.5
TOTAL NET YARDS.....	4938	4126
Total Offensive Plays.....	859	896
Plays Per Game.....	66.1	68.9
Yards Gained Per Play.....	5.8	4.6
Yards Gained Per Game.....	379.9	317.4
PUNTING — NO./YARDS.....	67/2613	78/3007
Average Yards Per Punt.....	39.0	38.6
Net Punting.....	34.1	36.5
PUNT RETURNS/YARDS.....	34/170	34/329
Avg. Yards Per Return.....	5.0	9.7
KICKOFF RETURNS/YARDS.....	42/972	48/921
Avg. Yards Per Return.....	23.1	19.2
INTERCEPTION RETURNS/YARDS.....	15/67	9/203
FUMBLES (No./Lost).....	26/13	20/9
PENALTIES (No./Yards).....	93/852	83/725
Avg. Yards Per Penalty.....	9.2	8.7
Avg. Penalties Per Game.....	7.2	6.4
Avg. Yards Penalized/Game.....	65.5	55.8
3rd DOWN CONV. (Att./Made).....	163/57	205/73
3rd DOWN CONV. PERCENTAGE.....	35.0	35.6
TIME OF POSSESSION.....	6:30:39	6:27:55

INDIVIDUAL STATISTICS

RUSHING	G-GS	Att.	Gain	Lost	Net	Avg.	TD	LG
Stovall, FB	13-7	173	741	25	716	4.1	7	40
Porter, HB	13-4	162	752	49	703	4.3	5	52
Sims, FB	6-2	69	246	51	195	2.8	1	23
Hall, HB	3-0	32	190	9	181	5.7	2	19
Dooley, FB	13-6	25	126	2	124	5.0	1	15
Taylor, AB	13-6	7	25	0	25	3.6	0	6
Hamrock, AB	13-0	5	21	3	18	3.6	0	6
Jones, QB	2-0	2	16	0	16	8.0	0	8
Hemmen, RB	2-0	1	4	0	4	4.0	0	4
Beard, QB	4-1	9	6	42	-36	-4.0	0	5
Berg, QB	12-12	70	93	324	-231	-3.3	1	17
UNI	13	555	2220	505	1715	3.1	18	
Opponents	13	519	2266	421	1845	3.6	16	

PASSING	G-GS	Att.	Cmp.	Pct.	Yds.	INT	TD	Eff.	LG
Berg, QB	12-12	258	146	.566	2751	8	23	169.4	96
Beard, QB	4-1	34	20	.588	397	1	2	170.4	58
Jones, QB	2-0	9	6	.667	75	0	1	173.3	19
Hamrock, AB	13-0	1	0	.000	0	0	0	.0	0
Stovall, FB	13-7	1	0	.000	0	0	0	.0	0
Urbanek, P	13-1	1	0	.000	0	0	0	.0	0
UNI	13	304	172	.566	3223	9	26	167.9	
Opponents	13	377	196	.520	2281	15	8	101.9	

RECEIVING	G-GS	Rec.	Yards	Avg.	TD	LG
Ward, FL	12-12	50	1283	25.7	15	96
Clayton, SE	13-1	29	516	17.8	8	46
Taylor, AB	13-6	19	254	13.4	1	33
Porter, HB	13-4	14	226	16.1	0	46
Kothe, SE	13-10	13	221	17.0	1	32
Harken, TE	11-9	10	220	22.0	1	60
Sharar, TE	13-2	10	138	13.8	0	27
Stovall, FB	13-7	9	142	15.8	0	44
Dooley, FB	13-6	6	65	10.8	0	19
Hamrock, AB	13-0	6	84	14.0	0	30
Sims, FB	6-2	4	49	12.3	0	19
Bush, SE	3-0	1	14	14.0	0	14
Crabb, SE	1-0	1	11	11.0	0	11
Hawthorne, TE	2-0	1	11	11.0	0	11
UNI	13	173	3234	18.7	26	
Opponents	13	196	2281	11.6	8	

TOTAL OFFENSE	G	Plays	Yards	Yds/Play	Yds./Game	TD
Berg, QB	12	328	2520	7.7	210.0	24
Stovall, FB	13	174	716	4.1	55.1	7
Porter, HB	13	162	703	4.3	54.1	5
Beard, QB	4	43	361	8.4	90.3	2
Sims, FB	6	69	195	2.8	32.5	1
Hall, HB	3	32	181	5.7	60.3	2
Dooley, FB	13	25	124	5.0	9.5	1
Jones, QB	2	11	91	8.3	45.5	1
Taylor, AB	13	7	25	3.6	1.9	0
Hamrock, AB	13	6	18	3.0	1.4	1
Hemmen, RB	2	1	4	4.0	2.0	0
Urbanek, P	13	1	0	0.0	0.0	0
UNI	13	859	4938	5.8	379.9	44
Opponents	13	896	4126	4.6	317.4	24

SCORE BY QUARTERS

Team	1	2	3	4	Tot	Avg./Game
NORTHERN IOWA	90	98	83	66	337	25.9
Opponents	62	64	58	52	236	18.2

1995 Statistics



PUNTING	G	No.	Yards	Avg.	In-20	+50	BL	LP
Urbanek	13	63	2465	39.1	22	9	0	56
Walter	3	3	111	37.0	2	0	0	44
Team	13	1	0	0.0	0	0	1	0
UNI	13	67	2613	39.0	24	1	9	
Opponents	13	78	3007	38.6	16	12	1	

PUNT RETURNS	G	Ret.	Yards	Avg.	TD	LG
Taylor, AB	13	20	98	4.9	0	17
Ward, FL	12	9	41	4.6	0	23
Kothe, SE	13	4	18	4.5	0	8
Clayton, SE	13	1	3	3.0	0	3
UNI	13	34	160	4.7	0	
Opponents	13	34	329	9.7	1	

NET PUNTING	Punts	Yds.	Avg.	Opp. Ret.	Opp. Avg.	Net Avg.
UNI	67	2613	39.0	34	9.7	34.1
Opponents	78	3007	38.6	34	4.7	36.5

KICKOFF RETURNS	G	Ret.	Yards	Avg.	TD	LG
Taylor, AB	13	18	455	25.3	0	45
Porter, HB	13	11	315	28.6	0	52
Hamrock, AB	13	6	59	9.8	0	20
Talton, CB	13	3	87	29.0	0	43
Clayton, SE	13	2	42	21.0	0	26
Dooley, FB	13	1	14	14.0	0	14
Ward, FL	12	1	0	0.0	0	0
UNI	13	42	972	23.1	0	
Opponents	13	48	921	19.2	2	



Dedric Ward, FL



James Porter, HB



Matt Waller, PK

ALL-PURPOSE	G	No.	Yds.	Rec.	No.	Yds.	K.Ret.	No.	Yds.	Plays	Yds.	Yds.	Yds.
RUNNING LEADERS													
Ward, FL	12	0	0	50	1283	10	41	60	1324	22.1	110.3		
Porter, HB	13	162	703	14	226	11	315	187	1244	6.7	95.7		
Stovall, FB	13	173	716	9	142	0	0	182	858	4.7	66.0		
Taylor, AB	13	7	25	19	254	38	513	64	832	13.0	64.0		
Clayton, SE	13	0	0	29	516	3	45	32	561	17.5	43.2		
Sims, FB	6	69	195	4	49	0	0	73	244	3.3	40.7		
Kothe, SE	13	0	0	13	221	4	18	17	239	14.1	18.4		
Harken, TE	11	0	0	10	220	0	0	10	220	22.0	20.0		
Dooley, FB	13	25	124	6	65	1	14	32	203	6.3	15.6		
Hall, HB	3	32	181	0	0	0	0	32	181	5.7	60.3		
Hamrock, AB	13	5	18	6	84	6	59	17	161	9.5	12.4		
Sharar, TE	13	0	0	10	138	0	0	10	138	13.8	10.6		
Talton, CB	13	0	0	0	0	3	87	3	87	29.0	6.7		
Jones, QB	2	2	16	0	0	0	0	2	16	8.0	8.0		
Bush, WR	3	0	0	1	14	0	0	1	14	14.0	4.7		
Crabb, WR	1	0	0	1	11	0	0	1	11	11.0	11.0		
Hawthorne, TE	2	0	0	1	11	0	0	1	11	11.0	5.5		
Hemmen, RB	2	1	4	0	0	0	0	1	4	4.0	2.0		
Beard, QB	4	9	-36	0	0	0	0	9	-36	-4.0	-9.0		
Berg, QB	12	70	-231	0	0	0	0	70	-231	-3.3	-19.3		
UNI	13	555	1715	173	3234	76	1132	804	6081	7.6	467.8		
Opponents	13	519	1845	196	2281	82	1250	797	5376	6.8	413.5		

SCORING	G	Touchdowns	Extra Points	Fgs	S	Tot.
		Rec.-Run-Ret.=Tot.	Kick-Rec.-Run=Total			
Ward, FL	12	15-0-0=15	0-0-0=0	0	0	90
Waller, PK	13	0-0-0=0	30-0-0=30	10	0	60
Clayton, SE	13	8-0-0=8	0-1-0=1	0	0	50
Stovall, FB	13	0-7-0=7	0-0-2=2	0	0	46
Porter, HB	13	0-5-0=5	0-0-0=0	0	0	30
Hall, HB	3	0-2-0=2	0-0-0=0	0	0	12
Berg, QB	12	0-1-0=1	0-0-0=0	0	0	6
Dooley, FB	13	0-1-0=1	0-0-0=0	0	0	6
Hamrock, AB	13	0-1-0=1	0-0-0=0	0	0	6
Harken, TE	11	1-0-0=1	0-0-0=0	0	0	6
Kothe, SE	13	1-0-0=1	0-0-0=0	0	0	6
Sims, FB	6	1-0-0=1	0-0-0=0	0	0	6
Taylor, AB	13	1-0-0=1	0-0-0=0	0	0	6
Held, PK	2	0-0-0=0	4-0-0=4	0	0	4
Teetzen, PK	2	0-0-0=0	1-0-0=1	0	0	1
UNI	13	26-18-0=44	35-1-2=38	10	1	337
Opponents	13	8-16-5=29	24-1-0=25	12	0	236

FIELD GOALS	G	1-19	20-29	30-39	40-49	Over 50	Total	Pct.	LP
		FGA-FGM	FGA-FGM	FGA-FGM	FGA-FGM	FGA-FGM	FGA-FGM		
Waller	13	0-0	2-1	8-3	8-5	2-1	20-10	.500	52
UNI	13	0-0	2-1	8-3	8-5	2-1	20-10	.500	
Opponents	13	0-0	3-3	7-5	8-4	1-0	19-12	.630	

POINT AFTER CONV.	G	Att.	Made	Pct.	Cons.	Blked	Att.	Made	Pct.	Pass/Rec.	Att.	Made	Pct.	Points
					Kicks Made									
Waller, PK	13	34	30	.880	13	1	0	0	.000	0	0	0	.000	30
Held, PK	2	4	4	1.000	4	0	0	0	.000	0	0	0	.000	4
Stovall, FB	13	0	0	.000	0	0	2	2	1.000	0	0	0	.000	4
Clayton, SE	13	0	0	.000	0	0	0	0	.000	1	1	1	1.000	2
Teetzen, PK	2	2	1	.500	0	0	0	0	.000	0	0	0	.000	1
UNI	13	40	35	.880	17	1	2	2	1.000	1	1	1	1.000	41

Bold names returnees

1995 Game-by-Game Statistics

UNI

SFA

UNI

UI

LHU

UNI

UNI

WIU

EIU

UNI

INSU

UNI

SIU

UNI

UNI

UNI

SMSU

UNI

ILSU

UI

UNI

WSU

UNI

UNI

MSU

UNI

MU

Game

Pts

1st Downs

Rush-Yds

Pass-Yds

Tot Off

Punts-Avg

Fum-Lost

Pen

7

17

35-31

20-242

66-273

4-37.3

2-0

8-45

26

18

42-258

10-101

59-359

2-39.5

1-1

5-40

13

13

45-43

10-195

67-238

5-42.6

2-1

6-60

34

21

47-220

11-230

69-450

3-39.3

0-0

12-146

10

9

27-11

8-109

58-120

9-39.3

2-2

5-30

55

28

67-340

10-193

83-533

4-38.5

2-1

7-58

38

11

50-156

7-264

64-420

5-40.0

1-1

9-78

7

20

42-129

21-243

78-372

4-44.0

6-3

10-93

7

8

27-12

13-176

53-164

8-42.0

0-0

2-7

17

15

54-158

8-161

66-319

8-42.8

1-1

9-106

10

17

36-154

12-121

62-275

8-33.4

0-0

4-28

27

18

47-169

14-142

68-311

6-38.0

1-0

2-15

0

13

41-120

8-37

65-157

11-45.3

1-0

6-38

13

20

41-112

17-333

68-445

7-42.7

2-2

8-73

19

21

35-101

16-328

69-429

9-34.3

2-0

10-104

17

21

38-79

25-262

74-341

6-45.3

4-1

10-93

29

20

39-121

16-314

66-435

6-34.2

3-2

9-108

31

17

46-167

12-138

71-305

6-38.3

0-0

5-45

16

20

45-136

16-210

79-346

7-38.1

1-1

9-72

12

10

31-34

8-193

57-227

6-36.8

3-2

8-58

3

13

38-134

9-76

61-210

7-29.9

2-0

4-40

48

25

47-300

13-251

67-551

1-35.0

2-1

7-73

35

18

31-114

16-325

56-439

3-45.7

1-1

6-44

34

30

40-198

32-392

91-590

3-32.7

2-0

3-22

24

14

34-36

17-282

63-318

3-40.3

4-1

4-30

41

24

50-251

19-186

76-437

3-34.0

1-1

8-71

1995 GAME-BY-GAME OFFENSIVE STATISTICS

	SFA	UI	LH	WIU	EIU	INSU	SIU	SMS	ILSU	ID	WSU	MSU	MU
Rushing (A-Yds)													
Beard	DNP	DNP	1-11	4-19	DNP	DNP	DNP	DNP	3-11	DNP	1-5	DNP	DNP
Berg	8-24	8-51	2-8	5-5	8-31	4-30	6-3	4-29	DNP	1-9	0-0	5-15	10-52
Dooley	1-8	4-4	4-21	7-50	0-0	1-3	2-5	0-0	0-0	0-0	5-27	0-0	1-6
Hall	DNP	DNP	16-85	DNP	DNP	DNP	2-4	DNP	DNP	DNP	14-92	DNP	DNP
Hamrock	0-0	0-0	2-9	0-0	0-0	0-0	0-0	0-0	0-0	0-0	3-9	0-0	0-0
Hemmen	DNP	DNP	1-4	DNP	DNP	DNP	DNP	DNP	DNP	DNP	0-0	DNP	DNP
Jones	DNP	DNP	1-8	DNP	DNP	DNP	DNP	DNP	DNP	DNP	1-8	DNP	DNP
Porter	8-23	3-1	16-87	11-18	22-116	19-138	12-26	11-31	18-47	11-32	10-89	13-72	8-25
Sims	10-9	14-16	12-60	10-58	18-56	5-4	DNP	DNP	DNP	DNP	DNP	DNP	DNP
Stovall	8-15	16-75	11-69	13-44	6-17	18-62	13-55	20-99	18-85	10-11	12-70	13-57	15-57
Taylor	0-0	0-0	1-0	0-0	0-0	0-0	6-25	0-0	0-0	0-0	0-0	0-0	0-0
Ward	0-0	0-0	0-0	0-0	0-0	0-0	0-0	0-0	DNP	0-0	0-0	0-0	0-0
UNI	35-31	45-43	67-340	50-156	54-158	47-169	41-112	35-101	39-121	31-34	47-300	31-114	34-36
Opponents	42-258	47-220	27-11	42-129	27-12	36-154	41-120	38-79	46-167	45-136	38-134	40-198	50-251
Passing (A-C-Yds)													
Beard	DNP	DNP	2-1-43	2-1-7	DNP	DNP	DNP	DNP	27-16-314	DNP	3-2-33	DNP	DNP
Berg	31-20-242	22-10-195	12-8-139	12-6-257	12-8-161	21-14-142	27-17-333	34-16-328	DNP	26-8-193	9-6-154	25-16-325	27-17-282
Hamrock	0-0-0	0-0-0	0-0-0	0-0-0	0-0-0	0-0-0	0-0-0	0-0-0	0-0-0	0-0-0	0-0-0	0-0-0	1-0-0
Jones	DNP	DNP	2-1-11	DNP	DNP	DNP	DNP	DNP	DNP	DNP	7-5-64	DNP	DNP
Stovall	0-0-0	0-0-0	0-0-0	0-0-0	0-0-0	0-0-0	0-0-0	0-0-0	0-0-0	0-0-0	0-0-0	0-0-0	1-0-0
Urbanek	0-0-0	0-0-0	0-0-0	0-0-0	0-0-0	0-0-0	0-0-0	0-0-0	0-0-0	0-0-0	1-0-0	0-0-0	0-0-0
UNI	31-20-242	22-10-195	16-10-193	14-7-264	12-8-161	21-14-142	27-17-333	34-16-328	27-16-314	26-8-193	20-13-251	25-16-325	29-17-282
Opponents	17-10-101	22-11-230	31-8-109	36-21-243	26-13-176	26-12-121	24-8-37	36-25-262	25-12-138	34-16-210	23-9-76	51-32-392	26-19-186
Receiving (No-Yds)													
Bush	0-0	0-0	0-0	0-0	0-0	0-0	0-0	0-0	0-0	0-0	1-14	0-0	0-0
Clayton	1-13	3-15	1-15	0-0	5-113	1-8	2-56	3-42	4-66	2-42	0-3	4-78	3-65
Dooley	2-27	0-0	0-0	0-0	0-0	0-0	0-0	2-33	1-2	0-0	0-0	0-0	1-3
Hamrock	0-0	0-0	0-0	0-0	0-0	0-0	1-8	0-0	1-18	0-0	1-11	3-47	0-0
Harken	DNP	0-0	1-11	1-7	0-0	1-8	2-17	0-0	2-73	0-0	2-44	1-60	0-0
Hawthorne	DNP	0-0	0-0	0-0	0-0	0-0	0-0	0-0	0-0	DNP	1-11	0-0	0-0
Kothe	DNP	0-0	1-5	0-0	2-33	1-11	0-0	1-12	4-79	1-17	1-19	2-45	0-0
Porter	2-33	0-0	0-0	0-0	1-15	3-30	1-16	2-55	2-41	1-16	0-0	0-0	2-20
Sharar	2-35	0-0	1-11	0-0	0-0	0-0	1-17	1-7	0-0	0-0	1-13	1-25	3-30
Sims	2-24	0-0	2-25	0-0	0-0	0-0	DNP	DNP	DNP	DNP	DNP	DNP	DNP
Stovall	2-9	0-0	0-0	0-0	0-0	3-29	0-0	0-0	0-0	0-0	1-19	1-4	2-61
Taylor	5-37	1-5	2-41	2-54	0-0	1-7	1-14	0-0	2-35	1-11	0-0	1-31	3-19
Ward	4-44	6-175	2-85	4-203	0-0	4-49	9-206	7-179	DNP	3-107	5-117	3-35	3-84
UNI	20-242	10-195	10-193	7-264	8-161	14-142	17-333	16-328	16-314	8-193	13-251	16-325	17-282
Opponents	10-101	11-230	8-109	21-243	13-176	12-121	8-37	25-262	12-138	16-210	9-76	32-392	19-186

Bold names returnees

1995 Defensive Statistics



Player	G-GS	UT	AT	TT	Sacks-Yds.	TL-Yds.	FF	RF	BLK	PD
Spann, LB	13-13	37	76	113	1-0	1-0	0	1	0	3
Miller, LB	13-13	51	61	112	9-41	2-6	0	0	0	3
Williams, LB	13-12	32	73	105	1-8	2-3	0	1	0	1
Hammond, LB	13-13	53	49	102	12-80	4-12	2	0	0	5
Barney, DL	13-5	32	48	80	6-35	7-47	4	0	0	1
Easter, DB	13-12	34	45	79	0-0	0-0	1	2	0	3
Talton, DB	13-12	50	26	76	0-0	1-1	0	0	0	12
Moretz, NT	12-12	26	49	75	5-16	4-12	1	0	0	2
Strickland, DB	13-13	38	25	63	0-0	2-6	0	1	0	3
Behr, DE	11-10	24	23	47	3-11	0-0	0	1	0	2
St. Meyer, DB	10-6	18	10	28	0-0	0-0	0	0	4	
Malone, DB	13-0	14	11	25	2-11	0-0	0	1	0	3
Burkle, DE	12-8	6	17	23	1-1	0-0	1	0	0	1
Muyengwa, LB	13-1	11	8	19	0-0	0-0	0	0	0	1
Linsenmeyer, DE	13-4	7	11	18	0-0	0-0	0	1	0	0
Penelton, DB	6-3	9	6	15	0-0	0-0	0	0	0	4
Helgeson, DB	13-3	6	8	14	0-0	0-0	0	0	0	1
Powell, DB	10-4	8	6	14	0-0	0-0	0	0	0	2
Fulton, LB	12-0	7	6	13	1-9	0-0	0	0	0	0
Olsen, LB	13-0	6	6	12	0-0	0-0	1	0	0	1
Heimsoth, NT	13-1	5	6	11	0-0	0-0	0	0	0	0
Kelley, DE	13-0	1	6	7	0-0	1-3	0	0	0	0
Davison, DL	10-0	2	4	6	1-10	0-0	0	0	0	0
Marchman, DB	9-0	3	2	5	0-0	0-0	1	0	0	0
Morrison, DB	12-0	4	1	5	0-0	0-0	0	0	0	0
Streets, DE	10-0	1	4	5	1-6	0-0	0	0	0	0
Salmon, DB	11-0	1	2	3	0-0	0-0	1	0	0	0
Sharar, TE	13-2	3	0	3	0-0	0-0	0	0	0	0
Miller, DE	1-0	2	0	2	0-0	0-0	0	0	0	0
Schipper, LB	6-0	0	2	2	0-0	0-0	0	0	0	0
Ward, FL	12-12	0	0	0	0-0	0-0	0	0	1	0
UNI	13	491	591	1082	43-228	24-90	12	8	1	52
Opponents	13	591	376	967	40-292	79-301	23	13	3	31

INTERCEPTIONS	G	Int.	Yards	Avg.	TD	LG
Talton, DB	13	8	57	7.1	0	22
Easter, DB	13	5	10	2.0	0	10
Hammond, LB	13	1	0	0.0	0	0
St. Meyer, DB	10	1	0	0.0	0	0
UNI	13	15	67	4.5	0	
Opponents	13	9	203	22.6	2	



HOW UNI FINISHED IN THE GATEWAY (Regular season games only)

Rushing Offense	3rd, 142.3 ypg.	Individual Rushing	James Porter , 5th, 55.09 ypg.
Passing Offense	1st, 237.8 ypg.		Jeff Stovall , 6th, 54.73 ypg.
Total Offense	1st, 380.09 ypg.	Individual Passing	Chris Berg, 1st, 160.5 pts.
Scoring Offense	2nd, 25.3 ypg.	Total Offense	Chris Berg, 1st, 198.00 ypg.
Rushing Defense	2nd, 127.0 ypg.	Receptions Per Game	Dedric Ward , 4th, 4.40 cpg.
Pass Efficiency Defense	1st, 93.5 pts.	Receiving Yards Per Game	Dedric Ward , 116.40 ypg.
Total Defense	1st, 281.8 ypg.	All-Purpose Running	Dedric Ward , 2nd, 120.50 ypg.
Scoring Defense	1st, 14.6 ypg.		James Porter , 8th, 94.09 ypg.
Net Punting	3rd, 34.6 avg.	Individual Interceptions	Tyree Talton , T1st, .55 ipg.
Punt Returns	7th, 5.3 avg.		Marcus Easter , T5th, .45 ipg.
Kickoff Returns	1st, 22.7 avg.	Individual Punting	Justin Urbanek , 4th, 38.69 avg.
Turnover Margin	3rd, .18 mar.	Punt Returns	Anthony Taylor, 7th, 5.44 avg.

Kickoff Returns
Field Goals
Scoring

Anthony Taylor, 3rd, 24.50 avg.
Matt Waller, 6th, .82 FGpg.
Dedric Ward, 3rd, 7.20 ppg.
Matt Waller, 8th, 4.45 ppg.
Jeff Stovall, 10th, 4.18 ppg.

Bold names returnees

1995 Defensive Statistics

GAME-BY-GAME DEFENSIVE STATS

(UT-AT)	SFA	UI	LH	WIU	EIU	INSU	SIU	SMS	ILSU	ID	WSU	MSU	MU
Barney	0-0	0-1	2-3	2-5	4-4	2-3	5-4	5-5	2-5	5-5	2-3	2-6	1-4
Behr	4-0	1-5	3-2	DNP	1-2	2-4	2-1	2-4	2-5	1-2	DNP	1-3	0-0
Burkle	1-3	0-1	1-1	0-1	DNP	1-0	0-1	1-1	0-0	0-1	0-5	0-0	2-3
Davison	DNP	DNP	2-1	0-2	0-0	0-0	0-0	0-0	0-0	0-0	0-1	DNP	0-0
Easter	4-2	4-5	1-1	1-3	2-0	3-5	1-2	4-3	3-4	2-6	1-3	2-10	6-1
Fulton	0-0	2-0	0-1	0-0	0-0	0-0	0-0	0-0	0-0	0-0	4-5	0-0	1-0
Hammond	5-2	5-3	3-2	7-5	4-1	6-4	5-8	0-4	3-3	5-4	1-1	5-4	4-8
Harden	0-0	0-0	DNP	DNP	DNP	DNP	DNP	DNP	DNP	DNP	DNP	DNP	DNP
Heimsoth	0-0	1-0	1-2	1-1	0-0	0-0	0-0	0-0	0-0	0-1	0-2	2-0	0-0
Helgeson	1-3	2-2	1-1	1-1	0-1	0-0	0-0	0-0	1-0	0-0	0-0	0-0	0-0
Kelley	0-0	0-0	0-2	0-1	0-0	0-0	0-0	0-0	0-0	0-0	1-3	0-0	0-0
Linsenmeyer	0-0	0-1	2-0	1-2	0-0	0-0	0-0	0-0	0-0	0-1	3-7	0-0	1-0
Malone	DNP	DNP	1-1	3-4	1-1	1-1	1-0	0-0	3-1	1-1	0-0	0-1	3-1
Marchman	DNP	DNP	1-1	0-0	DNP	DNP	DNP	0-0	0-0	0-1	0-0	0-0	2-0
Miller	DNP	DNP	DNP	DNP	DNP	DNP	DNP	DNP	DNP	DNP	2-0	DNP	DNP
T. Miller	6-2	4-3	1-2	4-5	4-5	3-6	4-7	5-9	2-5	8-7	1-1	3-4	6-5
Moretz	2-2	3-5	1-5	1-3	3-6	1-4	0-3	4-7	3-5	4-4	DNP	2-4	2-1
Morrison	1-1	1-0	DNP	0-0	0-0	0-0	0-0	0-0	0-0	0-0	2-0	0-0	0-0
Muyengwa	1-0	1-0	3-2	1-1	0-0	1-1	0-0	0-1	0-0	0-1	2-2	2-0	0-0
Olsen	1-3	2-0	0-1	1-0	0-0	0-0	0-0	0-0	0-0	0-1	2-0	0-0	0-0
Penelton	5-1	2-5	1-0	1-0	0-0	0-0	DNP	DNP	DNP	DNP	DNP	DNP	DNP
Powell	0-0	0-0	1-0	3-1	3-0	1-3	0-0	DNP	DNP	0-0	DNP	0-2	0-0
Salmon	0-0	0-0	0-1	0-0	0-0	0-0	0-0	0-0	1-0	0-1	0-0	0-0	0-0
Schipper	DNP	DNP	DNP	DNP	0-0	0-0	0-0	0-0	0-0	0-1	0-1	0-0	0-0
Sharar	0-0	0-0	3-0	0-0	0-0	0-0	0-0	0-0	0-0	0-0	0-0	0-0	0-0
Spann	2-2	2-7	0-3	4-6	5-6	0-6	4-6	3-10	3-3	3-5	1-5	5-9	5-8
St. Meyer	0-0	1-0	0-0	DNP	0-0	DNP	2-3	6-1	1-2	2-2	0-2	5-0	1-0
Streets	DNP	DNP	1-2	0-0	0-0	DNP	0-0	DNP	0-0	0-0	0-2	0-0	0-0
Strickland	6-1	1-4	3-1	3-2	1-0	2-2	2-5	6-0	2-0	6-4	0-1	4-5	2-0
Talton	5-7	5-0	1-0	6-2	2-1	6-3	3-3	3-1	2-3	3-2	4-0	6-4	4-0
Williams	4-3	3-7	1-1	3-5	4-5	5-9	2-9	1-6	2-6	1-4	3-0	1-12	2-6

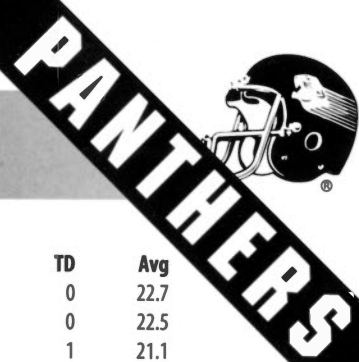
Bold names returnees

1995 SINGLE GAME SUPERLATIVES

Rush Attempts:	UNI—20, Jeff Stovall vs. Southwest Missouri State Opp—39, Keith Goodnight (Illinois State)
Rushing Yards:	UNI—138, James Porter vs. Indiana State Opp—169, Keith Goodnight (Illinois State)
Rushing TDs:	UNI—2, Jeff Stovall vs. Lock Haven, Eastern Illinois; Lance Hall vs. Lock Haven; James Porter vs. Illinois State
Pass Attempts:	Opp—2, Several UNI—34, Chris Berg vs. Southwest Missouri State Opp—50, Mike Cherry (Murray State)
Pass Completions:	UNI—20, Chris Berg vs. Stephen F. Austin Opp—31, Mike Cherry (Murray State)
Consecutive Completions:	UNI—10, Chris Berg vs. Marshall Opp—8, Several
Pass Interceptions:	UNI—3, Chris Berg vs. Idaho Opp—3, Matt Sherman (Iowa)
Passing Yards:	UNI—333, Chris Berg vs. Southern Illinois Opp—391, Mike Cherry (Murray State)
Receptions:	UNI—9, Dedric Ward vs. Southern Illinois Opp—10, Dee Debro (Southwest Missouri State)
Reception Yards:	UNI—205, Dedric Ward vs. Southern Illinois Opp—123, Jason Cannon (Southwest Missouri State)
Reception TDs:	UNI—4, Dedric Ward vs. Western Illinois Opp—1, Several
Punts:	UNI—9, Justin Urbanek vs. Southwest Missouri State Opp—11, Mark Gagliano (Southern Illinois)
Punt Average:	UNI—45.7, Justin Urbanek vs. Murray State Opp—59.0, Nick Gallery (Iowa)

Punt Returns:	UNI—5, Anthony Taylor vs. Indiana State, Southern Illinois Opp—5, Robbie Fresquez (Southwest Missouri State)
Punt Return Yards:	UNI—46, Anthony Taylor vs. Southern Illinois Opp—83, Tim Martin (Marshall)
PATs Kicked:	UNI—5, Matt Waller vs. Winona State, Murray State Opp—5, Tim Openlander (Marshall)
PATs Attempted:	UNI—5, Matt Waller vs. Winona State, Murray State Opp—6, Tim Openlander (Marshall)
Field Goals Kicked:	UNI—2, Matt Waller vs. Several Opp—3, Todd Kurz (Illinois State); Ryan Woolverton (Idaho)
Field Goals Attempted:	UNI—3, Matt Waller vs. Several Opp—4, Todd Kurz (Illinois State); Ryan Woolverton (Idaho)
Kickoff Returns:	UNI—3, Tyree Talton vs. Illinois State; Anthony Taylor vs. Idaho, Marshall Opp—5, Larry Lewis (Lock Haven)
Kickoff Return Yards:	UNI—98, Anthony Taylor vs. Marshall Opp—100, Chris Watson (Eastern Illinois)
Total Offense Attempts:	UNI—39, Chris Berg vs. Stephen F. Austin Opp—55, Mike Cherry (Murray State)
Total Offense Yards:	UNI—330, Chris Berg vs. Southern Illinois Opp—439, Mike Cherry (Murray State)
Touchdowns:	UNI—4, Dedric Ward vs. Western Illinois Opp—2, Several
All-Purpose Yards:	UNI—205, Dedric Ward vs. Southern Illinois Opp—179, Jerome Thomas (Idaho)
Points:	UNI—24, Dedric Ward vs. Western Illinois Opp—12, Several

1995 Gateway Conference Team Statistics



FINAL 1995 GFC STANDINGS

	GFC					All Games				
	W	L	Pct.	Pts.	Opp	W	L	Pct.	Pts.	Opp.
Eastern Illinois	5	1	.833	136	78	10	2	.833	328	201
Northern Iowa*	5	1	.833	143	72	8	5	.615	337	236
Indiana State	3	3	.500	114	104	7	4	.636	236	186
Illinois State	3	3	.500	119	116	5	6	.455	206	192
Southern Illinois	2	4	.333	78	167	5	6	.455	198	291
Western Illinois	2	4	.333	88	130	4	7	.364	267	252
Southwest Missouri	1	5	.167	93	104	4	7	.364	220	204

*NCAA 1-AA Automatic Qualifier

(Regular Season Games Only/National Rankings in Parentheses)

TOTAL OFFENSE	Plays	Yds	Avg	TD	Yds/PG
Northern Iowa (31)	740	4181	5.7	36	380.09
Southwest Missouri (37)	812	4120	5.1	24	374.55
Eastern Illinois (51)	775	3870	5.0	31	351.82
Western Illinois (74)	752	3649	4.9	34	331.73
Indiana State (82)	755	3599	4.8	22	327.18
Southern Illinois (92)	718	3371	4.7	19	306.45
Illinois State (98)	733	3179	4.3	20	289.00

RUSHING OFFENSE	Car	Yds	Avg	TD	Yds/PG
Eastern Illinois (20)	581	2539	4.4	21	230.8
Indiana State (52)	439	1887	4.3	10	171.5
Northern Iowa (73)	490	1565	3.2	18	142.3
Southern Illinois (75)	416	1545	3.7	11	140.5
Southwest Missouri (76)	430	1539	3.6	15	139.9
Western Illinois (93)	443	1311	3.0	21	119.2
Illinois State (94)	390	1301	3.3	10	118.3

PASSING OFFENSE	Att	Cmp	Int/TD	Pct	Yds	Yds/PG
Northern Iowa (15)	250	139	7/18	55.6	2616	237.8
Southwest Missouri (20)	382	198	16/9	51.8	2581	234.6
Western Illinois (30)	309	175	15/13	56.6	2338	212.5
Illinois State (67)	343	179	14/10	52.2	1878	170.7
Southern Illinois (69)	302	140	16/8	46.4	1826	166.0
Indiana State (79)	316	143	10/12	45.3	1712	155.6
Eastern Illinois (102)	194	96	4/10	49.5	1331	121.0

SCORING OFFENSE	Pts	Avg	TD	KXP	OXF	FG	SF
Eastern Illinois (33)	299	27.2	36	35	0	16	0
Northern Iowa (40)	278	25.3	36	27	3	9	1
Western Illinois (50)	267	24.3	37	28	1	5	0
Indiana State (68)	236	21.5	26	26	0	18	0
Southwest Missouri (75)	220	20.0	25	24	0	14	2
Illinois State (84)	206	18.7	21	17	2	19	1
Southern Illinois (89)	198	18.0	25	21	0	9	0

NET PUNTING	No.	Avg	Ret.	Net	Avg
Southwest Missouri (6)	69	40.5	21	255	36.8
Illinois State (10)	70	41.0	26	319	36.5
Northern Iowa (32)	61	38.6	31	244	34.6
Southern Illinois (59)	81	37.2	36	360	32.8
Eastern Illinois (85)	53	35.3	25	234	30.9
Indiana State (96)	67	33.4	34	273	29.3
Western Illinois (111)	64	34.6	34	444	27.7

KICKOFF RETURNS	No.	Yds	TD	Avg
Northern Iowa (9)	32	726	0	22.7
Western Illinois (12)	41	921	0	22.5
Southern Illinois (23)	38	803	1	21.1
Illinois State (34)	38	782	0	20.6
Indiana State (62)	25	463	0	18.5
Eastern Illinois (79)	28	488	1	17.4
Southwest Missouri (91)	38	645	0	17.0

TOTAL DEFENSE	Plays	Yds	Avg	TD	Yds/PG
Northern Iowa (16)	729	3100	4.3	15	281.8
Indiana State (20)	751	3109	4.1	20	282.6
Eastern Illinois (22)	679	3171	4.7	18	288.3
Illinois State (33)	771	3326	4.3	20	302.4
Southwest Missouri (44)	760	3476	4.6	22	316.0
Western Illinois (65)	756	3789	5.0	27	344.5
Southern Illinois (90)	803	4221	5.3	35	383.7

RUSHING DEFENSE	Car	Yds	Avg	TD	Yds/PG
Eastern Illinois (11)	378	1125	3.0	8	102.3
Northern Iowa (28)	429	1397	3.3	10	127.0
Indiana State (36)	454	1468	3.2	12	133.5
Southwest Missouri (39)	426	1494	3.5	7	135.8
Illinois State (60)	505	1747	3.5	12	158.8
Western Illinois (75)	489	1977	4.0	17	179.7
Southern Illinois (94)	530	2211	4.2	25	201.0

PASSING DEFENSE	Att	Cmp	Yds	TD	Int	Pts.
Northern Iowa (12)	300	145	1703	5	12	93.5
Indiana State (25)	297	162	1641	8	18	97.7
Illinois State (29)	266	125	1579	8	0	100.0
Southwest Missouri (30)	334	144	1982	15	12	100.6
Eastern Illinois (39)	301	147	2046	10	19	104.3
Western Illinois (60)	267	138	1812	10	14	110.6
Southern Illinois (81)	273	137	2010	10	9	117.5

SCORING DEFENSE	Pts	Avg	TD	KSP	OXF	FG	SF
Northern Iowa (13)	161	14.6	18	15	1	12	0
Eastern Illinois (17)	167	15.2	21	15	2	6	2
Indiana State (29)	186	16.9	22	19	0	11	1
Illinois State (32)	192	17.5	22	18	3	12	0
Southwest Missouri (42)	204	18.5	23	19	1	15	0
Western Illinois (61)	252	22.9	32	22	3	10	1
Southern Illinois (83)	291	26.5	40	32	1	5	1

PUNT RETURNS	No.	Yds	TD	Avg
Southern Illinois (9)	30	372	1	12.4
Western Illinois (10)	22	272	1	12.4
Indiana State (34)	27	267	1	9.9
Southwest Missouri (39)	49	456	1	9.3
Illinois State (40)	37	343	1	9.3
Eastern Illinois (48)	20	175	2	8.8
Northern Iowa (108)	32	170	0	5.3

1995 Gateway Conference Individual Statistics

TOTAL OFFENSE	Plays	Car/Yds	Att/Yds	Yds	Yds/PG
Berg, UNI (35)	261	55/-164	206/2144	1980	198.00
Hecklinski, WIU (42)	366	85/-84	281/2149	2065	187.73
Mauch, EIU	291	98/313	193/1295	1608	146.18
Cox, INSU	334	26/-83	308/1672	1589	144.45
Smith, SIU	260	41/-21	219/1455	1434	143.40
Hoog, SMS	210	51/299	159/1265	1564	142.18
High, EIU	314	314/1458	0/0	1458	132.55
Hagman, ILSU	259	29/-87	230/1359	1272	115.64
Knuckles, WIU	183	182/820	1/28	848	94.22
Wright, INSU	184	184/929	0/0	929	84.45

PASSING EFF.	G	Att	Cmp	Pct	Int	Yds	Att	TD	Points
Berg, UNI (4)	10	206	113	54.85	6	2144	10.41	15	160.5
Hoog, SMS (26)	11	159	98	61.64	7	1265	7.96	5	130.0
Hecklinski, WIU (41)	11	281	162	57.65	13	2149	7.65	10	124.4
Mauch, EIU	11	193	95	49.22	4	1295	6.71	10	118.5
Hagman, ILSU	11	230	121	52.61	7	1359	5.91	8	107.6
Smith, SIU	10	219	106	48.40	10	1455	6.64	8	107.1
Geller, SMS	9	84	36	42.86	4	556	6.62	3	100.7
Cox, INSU	11	308	140	45.45	10	1672	5.43	11	96.3
Anderson, ILSU	9	110	58	52.73	6	519	4.72	2	87.5

RECEIVING	G	Rec.	Yds	TD	C/PG	Avg
Twynier, WIU (23)	11	54	831	4	4.91	15.39
Cannon, SMS (30)	11	53	842	5	4.82	15.89
Robinson, ILSU (37)	10	46	535	1	4.60	11.63
Ward, UNI (44)	10	44	1164	12	4.40	26.45
Sabino, WIU	11	46	767	4	4.18	16.67
Jackson, ILSU	11	45	649	4	4.09	14.42
Perkins, SMS	10	40	557	2	4.00	13.93
Jones, SIU	10	35	597	2	3.50	17.06
Reid, INSU	11	32	405	2	2.91	12.66
Debro, SMS	11	31	243	0	2.82	7.84

RECEIVING YARDS	G	Rec.	Yds	TD	Y/G	Avg
Ward, UNI (1)	10	44	1164	12	116.40	26.45
Cannon, SMS (24)	11	53	842	5	76.55	15.89
Twynier, WIU (27)	11	54	831	4	75.55	15.39
Sabino, WIU (33)	11	46	767	4	69.73	16.67
Jones, SIU	10	35	597	2	59.70	17.06
Jackson, ILSU	11	45	649	4	59.00	14.42
Perkins, SMS	10	40	557	2	55.70	13.93
Robinson, ILSU	10	46	535	1	53.50	11.63
Fresquez, SMS	11	28	476	1	43.27	17.00
Reid, INSU	11	32	405	2	36.82	12.66

PUNTING	No.	Yds	Avg
Hurst, SMS (5)	68	2796	41.12
Kurz, ILSU (7)	70	2871	41.01
Gagliano, SIU (14)	74	2971	40.15
Urbanek, UNI (34)	58	2244	38.69
Baker, WIU	59	2175	36.86
Denzer, EIU	52	1870	35.96
Gerth, INSU	66	2236	33.88

KICKOFF RETURNS	No.	Yds	TD	Avg
Carpenter, SIU (5)	14	401	1	28.64
Phillips, WIU (8)	23	610	0	26.52
Taylor, UNI (15)	14	343	0	24.50
Creer, ILSU	16	309	0	19.31

RUSHING	G	Car	Yds	Avg	TD	Y/PG
High, EIU (11)	11	314	1458	4.6	12	132.55
Knuckles, WIU (44)	9	182	820	4.5	7	91.11
Wright, INSU	11	184	929	5.0	2	84.45
Goodnight, ILSU	11	202	899	4.5	6	81.73
Porter, UNI	11	141	606	4.3	5	55.09
Stovall, UNI	11	145	602	4.2	7	54.73
Potter, INSU	10	118	523	4.4	4	52.30
Carpenter, SIU	11	147	556	3.8	4	50.55
Bawa, EIU	11	93	388	4.2	2	35.27
Bonner, SIU	10	85	349	4.1	3	34.90


INTERCEPTIONS	G	No.	Yds	TD	I/PG
Phillips, WIU (13)	11	6	121	1	.55
Hendricks, SIU (13)	11	6	70	1	.55
Talton, UNI (13)	11	6	57	0	.55
Parks, SMS (13)	11	6	36	0	.55
Carver, EIU (30)	11	5	62	0	.45
Easter, UNI (30)	11	5	10	0	.45
Cleveland, WIU	11	4	48	1	.36
Dorsey, EIU	11	4	18	1	.36

SCORING	TD	XP	FG	Pts	Avg
Largent, EIU (27)	0	35	16	83	7.55
Allison, INSU (28)	0	26	18	80	7.27
Ward, UNI (29)	12	0	0	72	7.20
Kurz, ILSU (47)	0	17	19	74	6.73
High, EIU	12	0	0	72	6.55
Boyer, SMS	0	24	14	66	6.00
Knuckles, WIU	8	0	0	48	5.33
Waller, UNI	0	22	9	49	4.45
Given, SIU	0	21	9	48	4.36
Stovall, UNI	7	4	0	46	4.18

FIELD GOALS	G	FGA	FG	Pct	FG/PG
Kurz, ILSU (2)	11	25	19	.760	1.73
Allison, INSU (3)	11	23	18	.783	1.64
Largent, EIU (6)	11	26	16	.615	1.45
Boyer, SMS (14)	11	24	14	.583	1.27
Given, SIU (34)	11	12	9	.750	.82
Waller, UNI (34)	11	16	9	.563	.82
Jones, WIU	11	7	5	.714	.45

PUNT RETURNS	No.	Yds	TD	Avg
Phillips, WIU (9)	16	192	1	12.00
Fowler, SIU (11)	27	322	0	11.93
Scally, INSU (24)	27	267	1	9.89
Fresquez, SMS (35)	48	431	0	8.98
McDaniel, ILSU (40)	23	193	0	8.39
Robinson, ILSU (41)	12	100	0	8.33
Taylor, UNI	18	98	0	5.44

1995 Season Review—Game-by-Game



UNI AT

STEPHEN F. AUSTIN

Sept. 2 at Nacogdoches, TX...Attend. 10,041

Northern Iowa	0	7	0	0	7
Stephen F. Austin	7	13	6	0	26

HIGHLIGHTS: UNI trailed 17-0 midway through the second quarter before scoring on a five-yard pass from Chris Berg to Dedric Ward in Berg's first collegiate start. The 26-7 loss was its worst defeat since a 41-13 loss at Marshall during the 1991 1-AA playoffs. UNI's seven points tied for the least number of points scored with the seven against Youngstown State in the 1-AA semifinals in 1992. Split end Jake Kothe saw action after undergoing arthroscopic surgery August 17. UNI gained only 31 yards rushing on 35 attempts, its worst output since gaining only 28 yards on 34 carries at McNeese State in the season opener in 1993. The Panthers could have won 28-26. They were inside the SFA 10 yardline three times and each time turned the ball over on downs rather than attempting a field goal. UNI converted on only one-of-12 third downs and two-of-five fourth downs.

SCORING SUMMARY:

SFA — Pearce 2 Pass from Ritchey (Minton Kick) (4:13 1st)

SFA — Minton 22 Field Goal (13:43 2nd)

SFA — Harris 73 Rush (Minton Kick) (10:11 2nd)

UNI — Dedric Ward 5 Pass from Chris Berg (Matt Waller Kick) (5:17 2nd)

SFA — Minton 44 Field Goal (:34 2nd)

SFA — Harris 4 Rush (Ritchey Pass No Good) (11:41 3rd)

TEAM STATS:

	UNI	SFA
First Downs	17	18
Rushes/Yards	35/31	42/258
Passing Yards	242	101
Att/Com/Int	31/20/1	17/10/0
Punts/Avg	4/37.3	2/39.5
Fumbles/Lost	2/0	1/1
Penalties/Yards	8/45	5/40

RUSHING LEADERS:

UNI — James Porter 8-23, 0 TDs; Jeff Stovall 8-15, 0 TDs.

SFA — Harris 11-108, 2 TDs; Bennett 6-53, 0 TDs.

PASSING LEADERS:

UNI — Chris Berg 30-19-1, 225 yards, 1 TD

SFA — Ritchey 15-8-0, 63 yards, 1 TD; Goodwin 1-1-0, 25 yards, 0 TDs; Quinn 1-1-0, 13 yards, 0 TDs.

RECEIVING LEADERS:

UNI — Anthony Taylor 5-37, 0 TDs; Dedric Ward 4-44, 1 TD.

SFA — Pearce 4-35, 1 TD; Goodwin 2-16, 0 TDs; Jefferson 2-21, 0 TDs.

TACKLE LEADERS:

UNI — Tyree Talton 5-7, 2 PD; Tim Miller 6-2

SFA — Kern 4-6, 4 TFL; Love 5-3

UNI AT

IOWA

Sept. 9 at Iowa City, IA...Attend. 70,397

Northern Iowa	3	0	3	7	13
Iowa	7	21	0	6	34

HIGHLIGHTS: Dedric Ward blocked an Iowa punt with 11:58 left in the first quarter and Maceo Strickland recovered the ball, allowing UNI to take over on the Hawkeye 25 yardline. With 10:57 left, Matt Waller kicked a 38-yard field goal to give the Panthers their only lead of the game. Iowa didn't score until there was only 27 seconds left in the first. The Panthers had the edge in time of possession, 30:57 to 29:03. Ward's TD reception was his sixth consecutive game with a TD catch, tying a school record which dated back to 1986 when Brian Baker accomplished the feat. Ward also had 21 consecutive games with at least one catch. Freshman Tyree Talton picked off three Matt Sherman passes to tie a school and Gateway Conference record for a single game. He was named the league's Defensive Player of the Week. UNI had not scored on a rushing TD since the first quarter of 1994's 1-AA playoff game at Montana, going 11 quarters without scoring on the ground. In the last two games, UNI had gotten inside the opponents' 10 yardline four times, only to come out without a score. UNI was only two-of-12 on third down conversions. The 70,397 sellout at Iowa was the largest crowd UNI has played before.

SCORING SUMMARY:

UNI — Matt Waller 38 Field Goal (10:57 1st)

UI — Tim Dwight 9 Rush (Hurley Kick) (:27 1st)

UI — Atkins 31 Interception Return (Hurley Kick) (14:45 2nd)

UI — Filer 1 Rush (Hurley Kick) (10:51 2nd)

UI — Tim Dwight 22 Pass from Matt Sherman (Hurley Kick) (5:35 2nd)

UNI — Matt Waller 44 Field Goal (12:23 3rd)

UI — Shaw 2 Rush (Hurley Kick No Good) (12:22 4th)

UNI — Dedric Ward 30 Pass from Chris Berg (Matt Waller Kick) (4:27 4th)

TEAM STATS:

	UNI	UI
First Downs	13	21
Rushes/Yards	45/43	47/220
Passing Yards	195	230
Att/Com/Int	22/10/1	22/11/3
Punts/Avg	5/42.6	3/39.3
Fumbles/Lost	2/1	0/0
Penalties/Yards	6/60	12/146

RUSHING LEADERS:

UNI — Jeff Stovall 16-75, 0 TDs; Marvin Sims 14-16, 0 TDs.

UI — Sedrick Shaw 20-102, 1 TD; Tavian Banks 14-70, 0 TDs.

PASSING LEADERS:

UNI — Chris Berg 22-10-1, 195 yards, 1 TD.

UI — Matt Sherman 21-11-3, 230 yards, 1 TD.

RECEIVING LEADERS:

UNI — Dedric Ward 6-175, 1 TD; Alonzo Clayton 3-15, 0 TDs.

UI — Tim Dwight 3-88, 1 TD; Guy 2-73, 0 TDs.

TACKLE LEADERS:

UNI — Brandon Williams 3-7; Marcus Easter 4-5; Dannie Spann 2-7.

UI — Diaco 8-2; Jackson 7-2, 1 FR.

UNI VS.

LOCK HAVEN

Sept. 16 at Cedar Falls, IA...Attend. 10,237

Lock Haven	0	0	10	0	10
Northern Iowa	14	13	14	14	55

HIGHLIGHTS: After playing 11 quarters without a rushing TD, UNI scored six times on the ground. UNI used 11 different rushers and four different quarterbacks, with reserves Steven Beard, Jason Jones and Mack Jorth each seeing their first action. Seven different players also caught at least one pass. UNI's 533 yards in total offense ranked second-high under Coach Terry Allen to the 650 yards amassed against Indiana State in 1991. LH's 120 yards in total offense was the stingiest allowed since Idaho State's 106 in 1992. The 55 points scored were the most since a 56-6 win against Morgan State in 1991. UNI's 340 rushing yards were the most gained since 431 in a 77-0 win over Wayne State in 1988. Dedric Ward's TD reception was his sixth consecutive game with a TD catch, tying a school record which dated back to 1986. He also made it 22 consecutive games with at least one catch.

SCORING SUMMARY:

UNI — Dedric Ward 42 Pass from Chris Berg (Matt Waller Kick) (12:35 1st)

UNI — Jeff Stovall 3 Rush (Waller Kick) (9:32 1st)

UNI — Stovall 2 Rush (Waller Kick) (8:42 2nd)

UNI — Marvin Sims 1 Rush (Waller Kick No Good) (:54 2nd)

UNI — James Porter 1 Rush (Shane Held Kick) (11:13 3rd)

LH — Smith Vatel 78 Kickoff Return (Charles Traber Kick) (11:02 3rd)

LH — Traber 32 Field Goal (5:11 3rd)

UNI — Ward 43 Pass from Steve Beard (Held Kick) (:00 3rd)

UNI — Lance Hall 2 Rush (Held Kick) (12:34 4th)

UNI — Hall 3 Rush (Sam Teetzen Kick) (6:57 4th)

TEAM STATS:

	LH	UNI
First Downs	9	28
Rushes/Yards	27/11	67/340
Passing Yards	109	193
Att/Com/Int	31/8/0	16/10/0
Punts/Avg	9/39.3	4/38.5
Fumbles/Lost	2/2	2/1
Penalties/Yards	5/30	7/58

RUSHING LEADERS:

LH — Otis Duncan 12-25, 0 TDs; Willie Kett 8-14, 0 TDs.

UNI — James Porter 16-87, 1 TD; Lance Hall 16-85, 2 TDs.

PASSING LEADERS:

LH — Bobby McLaughlin 27-8-0, 103 yards, 0 TDs; Carlos Cleckley 4-1-0, 6 yards, 0 TDs.

UNI — Chris Berg 12-8-0, 139 yards, 1 TD; Steven Beard 2-1-0, 43 yards, 1 TD.

RECEIVING LEADERS:

LH — Erik Steinbacher 2-58, 0 TDs; Jon Spinosa 2-18, 0 TDs.

UNI — Dedric Ward 2-85, 2 TDs; Anthony Taylor 2-41, 0 TDs.

TACKLE LEADERS:

LH — Brad Payne 7-2, 3 TFL; Ben Steinbacher 6-1, Corey Jacobs 7-0, 1 sack.

UNI — Brian Moretz 1-5, Kevin Hammond 3-2, 2 PBUs; Tendai Muyengwa 3-2.

UNI AT

WESTERN ILLINOIS

Sept. 29 at Macomb, IL...Attend. 9,679

Northern Iowa	7	24	7	0	38
Western Illinois	0	0	0	7	7

HIGHLIGHTS: The Panthers won their ninth straight Gateway Conference game, tying their own mark spanning the 1986-87 seasons. All four of Dedric Ward's catches resulted in TDs, tying a school and Gateway record for TD passes caught in a game. He also set a school record for seven consecutive games with a TD reception, total TDs in a game and points scored in a game. His last seven catches all had been for TDs. He also made it 23 consecutive games with at least one catch and set a league record with TD receptions. He was named the conference's Offensive Player of the Week for his effort. Chris Berg also had a career-day with six-of-12 passing with no interceptions for 257 yards and five TDs. Marcus Easter was named the league's Defensive Player of the Week after recording one solo and three assisted tackles, two interceptions, one forced fumble and two fumble recoveries.

SCORING SUMMARY:

UNI — Dedric Ward 62 Pass from Chris Berg (Matt Waller Kick) (7:20 1st)

UNI — Terrance Malone Sacks Jeff Hecklinski for Safety (12:48 2nd)

UNI — Ward 5 Pass from Berg (Jeff Stovall Run) (10:54 2nd)

UNI — Ward 96 Pass from Berg (Waller Kick) (2:48 2nd)

UNI — Anthony Taylor 21 Pass from Berg (Waller Kick) (1:26 2nd)

UNI — Ward 40 Pass from Berg (Waller Kick) (7:04 3rd)

WIU — Ephron Crump 16 Run (Jones Kick) (11:17 4th)

TEAM STATS:

	UNI	WIU
First Downs	11	20
Rushes/Yards	50/156	42/129
Passing Yards	264	243
Att/Com/Int	14/7/0	36/21/2
Punts/Avg	5/40.0	4/44.0
Fumbles/Lost	1/1	6/3
Penalties/Yards	9/78	10/93

RUSHING LEADERS:

UNI — Marvin Sims 10-58, 0 TDs; Troy Dooley 7-50, 0 TDs.

WIU — Ephron Crump 22-72, 1 TD; Pierre 11-42, 0 TDs.

PASSING LEADERS:

UNI — Chris Berg 12-6-0, 257 yards, 5 TDs; Steven Beard 2-1-0, 7 yards, 0 TDs.

WIU — Jeff Hecklinski 27-17-2, 195 yards, 0 TDs; Meyers 8-4-0, 48 yards, 0 TDs.

RECEIVING LEADERS:

UNI — Dedric Ward 4-203, 4 TDs; Anthony Taylor 2-54, 1 TD.

WIU — Sabino 9-105, 0 TDs; Twyner 4-79, 0 TDs.

TACKLE LEADERS:

UNI — Kevin Hammond 7-5, 2 sacks, 1 FF; Dannie Spann 3-5-6.

WIU — Lamont Nicholson 2-11, 1 PBU; Isaac Cleveland 3-7, 1 FR, 1 PBU.

1995 Season Review—Game-by-Game

UNI VS. EASTERN ILLINOIS

Oct. 7 at Cedar Falls, IA...Attend. 14,182

Eastern Illinois	7	0	0	0	7
Northern Iowa	7	7	3	0	17

HIGHLIGHTS: The Panthers broke a league mark with 10 straight conference wins. Dedric Ward didn't catch a pass for the first time in 24 games and for just the second time in his career. His streak of eight straight games with at least one TD reception also ended. James Porter had a career-high 116 yards rushing on 22 carries. Nose tackle Brian Moretz was named Gateway Defensive Player of the Week after recording seven solo and four assisted tackles. Freshman punter Justin Urbanek was named the Special Teams Player of the Week after averaging 42.8 yards on eight punts. Alonzo Clayton had a career-high five catches for 113 yards. EIU's Chris Watson's 100-yard opening kickoff return for a TD tied a UNI-Dome and Eastern record and set a Gateway standard for longest return. The Panthers held EIU to minus-12 yards rushing and held Willie High, the league's leading rusher, to only 39 yards. EIU was ranked ninth in the nation in rushing offense heading into the game.

TEAM STATS:	EIU	UNI
First Downs	8	15
Rushes/Yards	27/12	54/158
Passing Yards	176	161
Att/Com/Int	26/13/0	12/8/0
Punts/Avg	8/42.0	8/42.75
Fumbles/Lost	0/0	1/1
Penalties/Yards	2/7	9/106

RUSHING LEADERS:

EIU — Willie High 15-39, 0 TDs; Chris Szarka 1-2, 0 TDs.

UNI — James Porter 22-116, 0 TDs; Marvin Sims 18-56, 0 TDs.

PASSING LEADERS:

EIU — Pete Mauch 26-13-0, 176 yards, 0 TDs.

UNI — Chris Berg 12-8-0, 161 yards, 0 TDs.

RECEIVING LEADERS:

EIU — Tom Hess 4-105, 0 TDs; Justin Lynch 4-39, 0 TDs.

UNI — Alonzo Clayton 5-113, 0 TDs; Jake Kothe 2-33, 0 TDs.

TACKLE LEADERS:

EIU — Tim Carver 8-2, James Dorsey 5-4.

UNI — Dannie Spann 5-6, 1 PBU; Brian Moretz 3-6, Tim Miller 4-5, 2 sacks.

UNI VS. INDIANA STATE

Oct. 14 at Cedar Falls, IA...Attend. 9,889

Indiana State	0	0	10	0	10
Northern Iowa	13	3	0	10	27

HIGHLIGHTS: UNI won its 19th straight Gateway game at home. Dedric Ward caught four passes for 49 yards but none were for TDs, breaking his streak of seven straight catches all for TDs. James Porter had his second straight career night with 138 yards, 134 in the second half. Dan Bower was named the league's Offensive Line Player of the Week. Jeff Stovall left the game in the second quarter with a severely sprained ankle. Justin Urbanek punted six times, including a career-long 56-yarder, while Matt Waller kicked a career-long 52-yard field goal.

SCORING SUMMARY:

UNI — Chris Berg 1 Run (Matt Waller Kick) (9:51 1st)

UNI — Jeff Stovall 2 Run (Waller Kick) (2:33 1st)

UNI — Waller 52 Field Goal (1:57 2nd)

ISU — Micah Reid 24 Pass from Courtland Tubbs (Tom Allison Kick) (7:48 3rd)

ISU — Allison 24 Field Goal (1:51 3rd)

UNI — Waller 45 Field Goal (11:26 4th)

UNI — James Porter 52 Run (Waller Kick) (:28 4th)

TEAM STATS:	INSU	UNI
First Downs	17	18
Rushes/Yards	36/154	47/169
Passing Yards	121	142
Att/Com/Int	26/12/1	21/14/1
Punts/Avg	8/33.4	6/38.0
Fumbles/Lost	0/0	1/0
Penalties/Yards	4/28	2/15

RUSHING LEADERS:

ISU — Jason Potter 12-74, 0 TDs; David Wright 16-66, 0 TDs.

UNI — James Porter 19-138, 1 TD; Jeff Stovall 18-62, 1 TD.

PASSING LEADERS:

ISU — Kevin Cox 25-11-1, 97 yards, 0 TDs

UNI — Chris Berg 21-14-1, 142 yards, 0 TDs.

RECEIVING LEADERS:

ISU — Larry Gauer 6-55, 0 TDs; Micah Reid 3-46, 1 TD.

UNI — Dedric Ward 4-49, 0 TDs; James Porter 3-30, 0 TDs; Jeff Stovall 3-29, 0 TDs.

TACKLE LEADERS:

ISU — Robert High 9-0, Chris Crowder 8-1, 1 sack.

UNI — Brandon Williams 5-9, Kevin Hammond, 6-4, 2 sacks.

UNI VS. SOUTHERN ILLINOIS

Oct. 21 at Cedar Falls, IA...Attend. 8,558

Southern Illinois	0	0	0	0	0
Northern Iowa	0	7	6	0	13

HIGHLIGHTS: UNI won its 20th straight league game at home. Its 13-0 shutout was the sixth shutout in league history, with UNI involved in three of them. It was SIU's first shutout since 1987. Dedric Ward was named the league's Offensive Player of the Week after setting school and conference records with 2,305 career receiving yards. His 206 yards was a career high and stadium record. Chris Berg passed for a career-high 333 yards, the most passing yards since 1993. UNI's 445 yards in total offense was the most since gaining 467 yards in 1994's 1-AA playoff game at Montana.

SCORING SUMMARY:

UNI — Dedric Ward 6 Pass from Chris Berg (Matt Waller Kick) (10:45 2nd)

UNI — Ward 20 Pass from Berg (Waller Kick No Good) (7:29 3rd)

TEAM STATS:	SIU	UNI
First Downs	13	20
Rushes/Yards	41/120	41/112
Passing Yards	37	333
Att/Com/Int	24/8/1	27/17/0
Punts/Avg	11/45.3	7/42.7
Fumbles/Lost	1/0	2/2
Penalties/Yards	6/38	8/73

RUSHING LEADERS:

SIU — Karlton Carpenter 18-72, 0 TDs; Coe Bonner 9-37, 0 TDs.

UNI — Jeff Stovall 13-55, 0 TDs; James Porter 12-26, 0 TDs; Anthony Taylor 6-25, 0 TDs.

PASSING LEADERS:

SIU — Danny Smith 20-8-1, 37 yards, 0 TDs; Chris Schullian 4-0-0, 0 yards, 0 TDs.

UNI — Chris Berg 27-17-0, 333 yards, 2 TDs.

RECEIVING LEADERS:

SIU — Reggie Fowler 2-11, 0 TDs; Damon Jones 1-9, 0 TDs.

UNI — Dedric Ward 9-205, 2 TDs; Alonzo Clayton 2-56, 0 TDs.

TACKLE LEADERS:

SIU — C.J. McDavid 8-2, Brian Tranchitella 7-3.

UNI — Kevin Hammond 5-8, 2 sacks; Tim Miller 4-7, Brandon Williams 2-9, 1 PBU.

UNI VS. SOUTHWEST MISSOURI STATE

Oct. 28 at Springfield, MO...Attend. 10,906

Northern Iowa	0	3	7	9	19
Southwest Missouri	3	7	0	7	17

HIGHLIGHTS: UNI won at least a share of its sixth straight league title and won its sixth straight game. The last time UNI won six in a row was during the 1992 season. Matt Waller's 39-yard field goal with no time left on the clock following a SMSU facemask penalty provided the win. He earlier had a 38-yarder blocked and missed an extra point with 11:02 left in the game, which eventually allowed the Bears to take a 17-16 lead with 1:26 left in the game. Jeff Stovall rushed for a season-high 99 yards.

SCORING SUMMARY:

SMSU — Wayne Boyer 31 Field Goal (11:02 1st)

SMSU — Dee Debro 6 Run (Boyer Kick) (10:12 2nd)

UNI — Matt Waller 26 Field Goal (3:44 2nd)

UNI — Alonzo Clayton 19 Pass from Chris Berg (Waller Kick) (12:18 3rd)

UNI — Dedric Ward 58 Pass from Berg (Waller Kick No Good) (11:02 4th)

SMSU — Jason Cannon 31 Pass from Jeremy Hoog (Boyer Kick) (1:26 4th)

UNI — Waller 39 Field Goal (:00)

TEAM STATS:	UNI	SMSU
First Downs	21	21
Rushes/Yards	35/101	38/79
Passing Yards	328	262
Att/Com/Int	34/16/0	36/25/2
Punts/Avg	9/34.3	6/45.3
Fumbles/Lost	2/0	4/1
Penalties/Yards	10/104	10/93

RUSHING LEADERS:

UNI — Jeff Stovall 2-99, 0 TDs; James Porter 11-31, 0 TDs.

SMSU — Dee Debro 22-55, 1 TD; Jeremy Hoog 15-29, 0 TDs.

PASSING LEADERS:

UNI — Chris Berg 34-16-0, 328 yards, 2 TDs.

SMSU — Jeremy Hoog 35-24-2, 256 yards, 1 TD.

RECEIVING LEADERS:

UNI — Dedric Ward 7-179, 1 TD; James Porter 2-55, 0 TDs.


SMSU — Jason Cannon 6-123, 1 TD; Dee Debro 10-55, 0 TDs.

TACKLE LEADERS:

UNI — Tim Miller 5-9, 3 sacks; Dannie Spann 3-10.

SMSU — DeLaun Fowler 3-10, 2 sacks; Travis Richardson 3-6.

1995 Season Review—Game-by-Game



UNI AT ILLINOIS STATE

Nov. 4 at Normal, IL...Attend.: 5,306

Northern Iowa	7	0	16	6	29
Illinois State	7	9	15	0	31

HIGHLIGHTS: UNI managed only a share of this year's league title after losing 31-29. The Panthers played without four starters, including quarterback Chris Berg and flanker Dedric Ward. The last two-point conversion, which would have tied the game at 31, failed. Even though they outgained ISU 435 to 305 yards, they gave up two fumbles and were penalized nine times for 108 yards. The loss snapped UNI's record 13 straight Gateway wins and its streak of six straight road league wins. Ironically, ISU's last win over UNI also was on November 4, in 1989.

SCORING SUMMARY:

ISU — Keith Goodnight 1 Run (Todd Kurz Kick) (3:58 1st)

UNI — James Porter 15 Run (Matt Waller Kick) (:00 1st)

ISU — Kurz 49 Field Goal (12:15 2nd)

ISU — Kurz 49 Field Goal (4:27 2nd)

ISU — Kurz 39 Field Goal (:00 2nd)

ISU — Goodnight 5 Run (Kurz Kick) (11:58 3rd)

ISU — Maceo Rainey 1 Pass from Bill Hagman (Kyle Robinson Pass) (4:13 3rd)

UNI — Jeff Stovall 6 Run (Stovall Rush) (3:33 3rd)

UNI — Alonzo Clayton 19 Pass from Steven Beard (Clayton Pass) (:08 3rd)

UNI — Porter 4 Run (Steve St. Meyer Pass No Good) (9:21 4th)

TEAM STATS:	UNI	ISU
First Downs	20	17
Rushes/Yards	39/121	46/167
Passing Yards	314	138
Att/Com/Int	27/16/1	25/12/0
Punts/Avg	6/34.2	6/38.3
Fumbles/Lost	3/2	0/0
Penalties/Yards	9/108	5/45

RUSHING LEADERS:

UNI — Jeff Stovall 18-85, 1 TD; James Porter 18-47, 2 TDs.

ISU — Keith Goodnight 39-169, 2 TDs.

PASSING LEADERS:

UNI — Steven Beard 27-16-1, 314 yards, 1 TD.

ISU — Bill Hagman 25-12-0, 138 yards, 1 TD.

RECEIVING LEADERS:

UNI — Jake Kothe 4-79, 0 TDs; Matt Harken 2-73, 0 TDs.

ISU — Kyle Robinson 3-50, 0 TDs; Jarret Jackson 3-42, 0 TDs.

TACKLE LEADERS:

UNI — Brandon Williams 2-6, Brian Moretz 2-5.

ISU — Chris Stevens 4-8, Andy Reinwald 5-5.

UNI VS. IDAHO

Nov. 11 at Cedar Falls, IA...Attend. 16,324 (Sellout)

Idaho	7	0	3	6	16
Northern Iowa	3	6	3	0	12

HIGHLIGHTS: UNI's chances of hosting a first-round playoff game was squelched by the Vandals, a rare home loss for the Panthers played before the Dome's seventh sellout crowd in history. It was UNI's third victory over a Top 25 team. UNI's last lead was 12-10 with 4:51 left in the third quarter on Matt Waller's 49-yard field goal. He later missed a 35-yarder with less than nine minutes left in the game. Chris Berg returned after missing the previous week's game in his worst performance of the year. UNI's 34 rushing yards was its lowest since gaining only 31 in the first game of the year against Stephen F. Austin. Its 227 yards in total offense was the lowest of the year. The loss snapped UNI's seven-game home winning streak.

SCORING SUMMARY:

UNI — Matt Waller 40 Field Goal (8:51 1st)

UI — Dave Longoria 1 Run (Ryan Woolverton Kick) (3:18 1st)

UNI — Alonzo Clayton 33 Pass from Chris Berg (Matt Waller Kick Blocked) (4:55 2nd)

UI — Woolverton 33 Field Goal (9:58 3rd)

UNI — Waller 49 Field Goal (4:51 3rd)

UI — Woolverton 25 Field Goal (14:17 4th)

UI — Woolverton 37 Field Goal (2:39 4th)

TEAM STATS:	UNI	UI
First Downs	20	10
Rushes/Yards	45/136	31/34
Passing Yards	210	193
Att/Com/Int	34/16/2	26/8/3
Punts/Avg	7/38.1	6/36.8
Fumbles/Lost	1/1	3/2
Penalties/Yards	9/72	8/58

RUSHING LEADERS:

UI — Jerome Thomas 30-122, 0 TDs; Eric Hisaw 14-14, 0 TDs.

UNI — James Porter 11-32, 0 TDs; Jeff Stovall 10-11, 0 TDs.

PASSING LEADERS:

UI — Eric Hisaw 34-16-2, 210 yards, 0 TDs.

UNI — Chris Berg 26-8-3, 193 yards, 1 TD.

RECEIVING LEADERS:

UI — Yaphet Warren 4-65, 0 TDs; Jerome Thomas 3-57, 0 TDs.

UNI — Dedric Ward 3-107, 0 TDs; Alonzo Clayton 2-42, 1 TD.

TACKLE LEADERS:

UI — Ryan Phillips 6-2, 2.5 sacks, 1 FR; Dave Longoria 5-0, Jason Shelt 5-0.

UNI — Tim Miller 7.5-7, T.C. Barney 5-5, 2 sacks; Maceo Strickland 6-4.

UNI VS. WINONA STATE

Nov. 18 at Cedar Falls, IA...Attend. 9,857

Winona State	3	0	0	0	3
Northern Iowa	14	14	14	6	48

HIGHLIGHTS: The Panthers used four different quarterbacks, seven different runners gained yardage, with Lance Hall gaining a career-high 92 yards; and eight different players caught passes. Dedric Ward set a school record for season yardage with 1,164 yards and his 116.4 per game average set a Gateway Conference record.

SCORING SUMMARY:

UNI — James Porter 6 Run (Matt Waller Kick) (11:31 1st)

WSU — Jason Young 44 Field Goal (6:16 1st)

UNI — Dedric Ward 68 Pass from Chris Berg (Waller Kick) (6:01 1st)

UNI — Troy Dooley 5 Run (Waller Kick) (12:17 2nd)

UNI — Alonzo Clayton 3 Fumble Recovery Return (Waller Kick) (1:50 2nd)

UNI — Jeff Stovall 1 Run (Waller Kick) (10:58 3rd)

UNI — Jake Kothe 19 Pass from Jason Jones (Shane Held Kick) (7:48 3rd)

UNI — Jason Hamrock 3 Run (Sam Teetzen Kick No Good) (7:21 4th)

TEAM STATS:	WSU	UNI
First Downs	13	25
Rushes/Yards	38/134	47/300
Passing Yards	76	251
Att/Com/Int	23/9/1	20/13/0
Punts/Avg	7/29.9	1/35.0
Fumbles/Lost	2/0	2/1
Penalties/Yards	4/40	7/73

RUSHING LEADERS:

WSU — David Cooper 19-54, 0 TDs; Seth Becker 12-50, 0 TDs.

UNI — Lance Hall 14-92, 0 TDs; James Porter 14-92, 0 TDs.

PASSING LEADERS:

WSU — Jake Goettl 19-9-1, 76 yards, 0 TDs.

UNI — Chris Berg 9-6-0, 154 yards, 2 TDs; Jason Jones 7-5-0, 64 yards, 1 TD.

RECEIVING LEADERS:

WSU — Chad Fitzsimmons 2-21, 0 TDs; David Olson 1-19, 0 TDs.

UNI — Dedric Ward 5-117, 1 TD; Matt Harken 2-44, 0 TDs.

TACKLE LEADERS:

WSU — Jason Hammer 5-6, 1 FF; Kyle Stoffel 5-6.

UNI — Jeremy Linsenmeyer 3-7, Derek Fulton 4-5, 1 sack.

UNI VS. MURRAY STATE

Nov. 25 at Murray, KY...Attend. 7,633

Northern Iowa	7	14	7	7	35
Murray State	0	14	7	13	34

HIGHLIGHTS: UNI advanced to the quarterfinal round of the 1-AA playoffs after defeating fourth-ranked and fourth seed Murray State after two straight years of being eliminated in the first round. It was UNI's first road win in the 1-AA playoffs following five losses. The Panthers were one of only two lower-seeds to advance. They never trailed in the game, but MSU tied the game at 21-all with 9:05 left in the third quarter and again with 10:24 left in the game. Matt Waller's five extra points tied a school playoff record. With 1:26 left, MSU scored on a seven-yard run, but Alonzo Clayton blocked the extra point (after 79 straight PATs), Dedric Ward recovered the ensuing onside kick and the Panthers were able to run out the clock.

SCORING SUMMARY:

UNI — Alonzo Clayton 4 Pass from Chris Berg (Matt Waller Kick) (12:11 1st)

UNI — Clayton 29 Pass from Berg (Waller Kick) (11:07 2nd)

MSU — Cullors 10 Rush (Chris Dill Kick) (3:42 2nd)

UNI — Clayton 31 Pass from Berg (Waller Kick) (:46 2nd)

MSU — Idelette 22 Pass from Cherry (Dill Kick) (:08 2nd)

MSU — Cherry 2 Rush (Dill Kick) (9:05 3rd)

UNI — Matt Harken 60 Pass from Berg (Waller Kick) (:09 3rd)

MSU — Taylor 7 Pass from Cherry (Dill Kick) (10:24 4th)

UNI — Dedric Ward 12 Pass from Berg (Waller Kick) (8:06 4th)

MSU — McCann 7 Rush (Dill Blocked) (1:26 4th)

TEAM STATS:	UNI	MSU
First Downs	18	30
Rushes/Yards	31/114	40/198
Passing Yards	325	392
Att/Com/Int	25/16/0	51/32/1
Punts/Avg	3/45.7	3/32.7
Fumbles/Lost	1/1	2/0
Penalties/Yards	6/44	3/22

RUSHING LEADERS:

UNI — James Porter 13-72, 0 TDs; Jeff Stovall 13-57, 0 TDs.

MSU — McCann 17-93, 1 TD; Cullors 18-77, 1 TD.

PASSING LEADERS:

UNI — Chris Berg 25-16-0, 325 yards, 5 TDs.

MSU — Cherry 50-31-1, 391 yards, 2 TDs.

RECEIVING LEADERS:

UNI — Alonzo Clayton 4-78, 3 TDs; Dedric Ward 3-35, 1 TD.

MSU — Swinton 7-102, 0 TDs; Idelette 7-91, 1 TD.

TACKLE LEADERS:

UNI — Dannie Spann 5-9, Brandon Williams 1-12.

MSU — Hampton 5-1, 2 PBUs; Shepherd 3-2.

1995 Season Review—Game-by-Game

UNI AT MARSHALL

Dec. 2 at Huntington, WV...

Attend. 14,472

Northern Iowa	14	0	3	7	24
Marshall	21	0	7	13	41

HIGHLIGHTS: UNI, ranked 18th and seeded 16th, fell to sixth-ranked and fifth seed Marshall in the quarterfinals of the 1-AA playoffs. The Panthers never led in the game but did tie it twice, the last at 14-all with 5:23 left in the first quarter. The closest it could get after that was 21-17 with 10:30 left in the third quarter on a 42-yard field goal by Matt Waller. The Panthers kept up in the passing game, but gained only 36 yards rushing to Marshall's 251.

SCORING SUMMARY:

MU — Martin 83 Punt Return (Openlander Kick) (12:13 1st)
 UNI — Detric Ward 31 Pass from Chris Berg (Matt Waller Kick) (8:00 1st)
 MU — Parker 5 Run (Openlander Kick) (6:38 1st)
 UNI — Ward 34 Pass from Berg (Waller Kick) (5:23 1st)
 MU — Parker 3 Run (Openlander Kick) (:11 1st)
 UNI — Waller 42 Field Goal (10:30 3rd)
 MU — Cohen 22 Interception Return (Openlander Kick) (7:59 3rd)
 MU — Colclough 5 Pass from Pennington (Openlander Kick) (13:56 4th)
 UNI — Alonzo Clayton 34 Pass from Berg (Waller Kick) (6:25 4th)
 MU — Darling 7 Run (Kick Blocked) (1:29 4th)

TEAM STATS:

	UNI	MU
First Downs	14	24
Rushes/Yards	34/36	50/251
Passing Yards	282	186
Att/Com/Int	29/17/2	26/19/2
Punts/Avg	3/40.3	3/34.0
Fumbles/Lost	4/1	1/1
Penalties/Yards	4/30	8/71

RUSHING LEADERS:

UNI — Jeff Stovall 15-57, 0 TDs; James Porter 8-25, 0 TDs.
 MU — Parker 25-154, 2 TDs; Thomas 15-93, 0 TDs.

PASSING LEADERS:

UNI — Chris Berg 27-17-2, 282 yards, 3 TDs.
 MU — Pennington 26-19-2, 186 yards, 1 TD.

RECEIVING LEADERS:

UNI — Detric Ward 3-84, 2 TDs; Alonzo Clayton 3-65, 1 TD.
 MU — Martin 4-69, 0 TDs; Carter 4-40, 0 TDs.

TACKLE LEADERS:

UNI — Dannie Spann 5-8, Kevin Hammond 4-8, 1 FF.
 MU — McCloud 8-4, 1 FR; Maxwell 4-5.

SEASON-OPENER RESULTS (47-43-7)

Year	Score	Opponent
1895	12-10	Coe
1896	5-10	Coe
1897	56-0	Waterloo High School
1898	23-0	Waterloo YMCA
1899	0-22	Iowa
1900	42-0	Waterloo High School
1901	11-6	Cornell
1902	5-63	Iowa
1903	0-0	Iowa Training
1904	76-5	Iowa Training
1905	23-6	Waterloo High School
1906	No Football	
1907	No Football	
1908	54-0	Fairbank High School
1909	28-0	Charles City
1910	63-0	Lennox
1911	27-0	Waterloo High School
1912	7-35	Iowa
1913	3-45	Iowa
1914	6-0	Des Moines
1915	7-25	Dubuque
1916	0-12	Iowa State
1917	42-0	Iowa Wesleyan
1918	0-28	Morningside
1919	0-14	Cornell
1920	0-10	Coe
1921	7-13	Coe
1922	3-0	Cornell
1923	0-0	St. Ambrose
1924	0-3	St. Ambrose
1925	30-0	Ellsworth
1926	20-0	St. Thomas
1927	6-6	St. Thomas
1928	0-32	Coe

Year	Score	Opponent
1929	0-7	Coe
1930	6-0	Loras
1931	19-0	Loras
1932	7-0	Loras
1933	12-0	Loras
1934	18-0	Cornell
1935	0-0	Cornell
1936	0-0	Iowa State
1937	12-14	Iowa State
1938	10-0	Grinnell
1939	12-0	Northeast Missouri State
1940	0-20	Creighton
1941	21-0	South Dakota State
1942	38-0	South Dakota State
1943	No Football	
1944	No Football	
1945	38-14	Central
1946	6-6	South Dakota State
1947	14-31	Iowa State
1948	7-27	Iowa State
1949	6-20	Western Michigan
1950	13-34	South Dakota State
1951	6-48	South Dakota State
1952	12-14	Drake
1953	20-34	Central Michigan
1954	21-42	Central Michigan
1955	26-7	Hastings
1956	20-0	Drake
1957	12-34	Drake
1958	29-12	Bradley
1959	22-15	Bradley
1960	41-16	Mankato State
1961	37-6	Bradley
1962	27-6	Bradley

Year	Score	Opponent
1963	12-11	Northern Michigan
1964	14-7	Northern Michigan
1965	7-10	Northern Michigan
1966	0-21	Northern Michigan
1967	3-7	Northern Michigan
1968	13-24	Northern Michigan
1969	14-24	Northern Michigan
1970	0-21	Northern Michigan
1971	9-22	Northeast Missouri State
1972	41-6	Wisconsin-Stevens Point
1973	13-0	Pittsburg State
1974	31-22	Pittsburg State
1975	14-8	Eastern Illinois
1976	7-41	Northern Michigan
1977	21-31	Northeast Missouri State
1978	15-12	Wisconsin-Whitewater
1979	0-13	Minnesota-Morris
1980	8-32	@Nebraska-Omaha
1981	30-39	Drake
1982	13-40	@Drake
1983	34-10	Drake
1984	37-0	Winona State
1985	9-24	@Drake
1986	16-16	@Mankato State
1987	34-31	@McNeese State
1988	10-59	@Pittsburgh
1989	14-22	Mankato State
1990	30-9	Southern Illinois
1991	30-5	McNeese State
1992	21-18	@McNeese State
1993	10-27	@McNeese State
1994	28-14	@Iowa State
1995	7-26	@Stephen F. Austin

GATEWAY CONFERENCE- OPENER RESULTS (8-3)

Year	Score	Opponent
1985	38-17	@Southwest Missouri
1986	45-3	Southwest Missouri
1987	38-14	@Indiana State
1988	9-28	Southwest Missouri
1989	22-37	@Southwest Missouri
1990	30-9	Southern Illinois
1991	20-21	@Southern Illinois
1992	41-14	Illinois State
1993	20-14	@Southwest Missouri
1994	12-7	Southwest Missouri
1995	17-7	@Western Illinois




Earl Powell

MARGINS OF DEFEAT

Mar.	Opponent	Yr.	Score
95	Iowa	1914	0-95
68	Iowa	1900	0-68
58	North Dakota St.	1977	0-58
58	Iowa	1902	5-63
56	Upper Iowa	1900	12-68
52	Iowa St.	1902	0-52
50	Drake	190	0-50
49	Coe	1918	3-52
49	Pitt	1988	10-59
47	Drake	1945	6-53
45	Idaho	1981	14-59
42	Lennox	1896	0-42
42	Iowa	1913	3-45
42	North Dakota St.	1972	0-42

MARGINS OF VICTORY

Mar.	Opponent	Yr.	Score
82	UW-Platteville	1915	82-0
77	Wayne St. (NE)	1988	77-0
75	Coe	1904	75-0
71	Iowa Training	1904	76-5
71	Dubuque	1919	71-0
66	UW-Whitewater	1984	73-7
63	Lennox	1910	63-0
56	Waterloo HS	1897	56-0
56	Ellsworth JC	1921	56-0
55	Lennox	1903	55-0
54	Fairbank HS	1908	54-0
51	Ellsworth JC	1919	51-0
50	Augustana	1954	50-0
50	Morgan St.	1991	56-6
49	Augustana	1949	49-0
49	Augustana	1964	49-0
48	Moorhead State	1993	48-0
48	Nebraska-Omaha	1942	48-0
48	Iowa Wesleyan	1924	54-6
47	Augustana	1952	47-0
46	Drake	1946	46-0
46	Montana St.	1987	53-7
45	Western Illinois	1987	52-7
45	Simpson	1940	52-7
45	North Dakota St.	1941	51-6
45	Morgan St.	1988	59-14
45	Lock Haven	1995	55-10
45	Winona St.	1995	48-3



Record Book

(Regular Season Only)

RUSHING

Attempted—

Game: 47, Steve Harris vs. Northwest Missouri St. (1984)

Season: 275, Steve Harris (1984)

Career: 655, Carl Boyd (1983, '85-87)

Yards Gained Rushing—

Game: 382, Kelly Ellis vs. Western Illinois (1979)**

Season: 1,131, Steve Harris (1984)

Career: 2,886, Kelly Ellis (1977-81)

Rushing TDs—

Game: 4, Art Landau vs. Morningside (1953); Randy Schultz

vs. South Dakota (1965); Terry Allen vs. Nebraska-Omaha

(1976); Kelly Ellis vs. South Dakota (1977); Terry Allen vs.

North Dakota (1978)

Season: 16, Jeff Stovall (1993)

Career: 32, Terry Allen (1975-78)

Longest TD Run—

98, Arnold Paulsen vs. Augustana (1951)

Longest Running Play from Scrimmage—

98, Arnold Paulsen vs. Augustana (1951)

PASSING

Attempted—

Game: 46, Phil Schooley vs. Morningside (1968)

Season: 367, Steve Sandon (1981)

Career: 943, Mike Smith (1984-87)

Consecutive Games with TD Pass—

Individual: 13, Steve Sandon (1980-81)

Longest TD Pass—

99, Jay Johnson to Kenny Shedd (vs. Oklahoma State, 1990)

TD Passes Thrown—

Game: 6, Mike Smith vs. McNeese State (1986)

Season: 27, Mike Smith (1986)

Career: 58, Mike Smith (1984-87)

Passes Had Intercepted—

Game: 6, Al Wichtendahl vs. Augustana (1970)

Season: 26, Steve Sandon (1981)

Career: 60, Steve Sandon (1978-81)

Yards Gained Passing—

Game: 413, Mike Smith vs. McNeese State (1986)

Season: 3,125, Mike Smith (1986)

Career: 8,219, Mike Smith (1984-87)

Most Yards Passing as—

Freshman: 726, Mike Smith (1984)

Sophomore: 2,894, Mike Smith (1985)

Junior: 3,125, Mike Smith (1986)

Senior: 2,700, Steve Sandon (1981)

TOTAL OFFENSE

Total Attempts—

Game: 54, Steve Sandon vs. Eastern Illinois (1980)

Season: 397, Terry Allen (1976)

Career: 1,163, Mike Smith (1984-87)

Yards Gained —

Game: 448, Mike Smith vs. McNeese State (1986)

Season: 3,114, Mike Smith (1986)

Career: 8,145, Mike Smith (1984-87)

RECEPTIONS

Passes Caught—

Game: 12, Dick Beetsch vs. Drake (1953)

Season: 78, Ken Harvey (1981)

Career: 153, Dick Beetsch (1952-55)

Yards Gained Passes Caught—

Game: 214, Dick Beetsch vs. South Dakota (1953)

Season: 1,164, Dedric Ward (1995)

Career: 2,707, Dedric Ward (1993-95)

Longest Reception—

99, Jay Johnson to Kenny Shedd (1990, vs. Oklahoma State)

TD Passes Caught—

Game: 4, Dick Beetsch vs. South Dakota (1954); Dedric Ward

vs. Western Illinois (1995)

Season: 15, Ken Harvey (1981)

Career: 35, Dick Beetsch (1952-55)

Consecutive Games Reception TDs—

7, Dedric Ward (1994-95)

SCORING

TDs Scored—

Game: 4, Randy Schultz vs. South Dakota (1965); Dick

Beetsch vs. South Dakota (1954); Art Landau vs.

Morningside (1953); Terry Allen vs. Nebraska-Omaha

(1976); Kelly Ellis vs. South Dakota (1977); Terry Allen vs.

North Dakota (1978); Dedric Ward vs. Western Illinois

(1995)

Season: 17, Jeff Stovall (1993)

Career: 41, Carl Boyd (1983, '85-87)

PATs Scored—

Game: 11, Doug Jackson vs. Wayne State (1988)

Season: 40, Brian Mitchell (1991)

Career: 101, Brian Mitchell (1989-91)

Consecutive PATs Scored—

101, Brian Mitchell (1989-91)

Points Scored—

Game: 24, Randy Schultz vs. South Dakota (1965); Dick

Beetsch vs. South Dakota (1954); Art Landau vs.

Morningside (1953); Terry Allen vs. Nebraska-Omaha

(1976), vs. North Dakota (1978); Kelly Ellis vs. South Dakota

State (1977); Dedric Ward vs. Western Illinois (1995)

Season: 109, Brian Mitchell (1990)

Career: 278, Brian Mitchell (1989-91)

Consecutive Games Scoring Points—

33, Brian Mitchell (1989-91)

Most Points Scored by a Kicker—

Game: 18, Brian Mitchell (vs. Idaho, 1991)

Season: 109, Brian Mitchell (1990)

Career: 278, Brian Mitchell (1989-91)

Most Points Scored by Kicking Per Game, Season—

9.9, Brian Mitchell (1990)**

FIELD GOALS

Longest Field Goal—

57, Brian Mitchell (Illinois State, 1991)

Field Goals Attempted—

Game: 5, Gene Dietrich vs. South Dakota (1971); Brian

Mitchell vs. Idaho (1991)

Season: 30, Mike Moststead (1984)

Field Goals Made—

Game: 5, Brian Mitchell vs. Idaho (1991)

Season: 26, Brian Mitchell (1990)**

Career: 60, Brian Mitchell (1989-91)

Consecutive Field Goals Made—

Season: 21, Brian Mitchell (1990)**

Career: 26, Brian Mitchell (1990-91)

Highest Percentage Field Goals Made, Season—

96.29, Brian Mitchell (1990)**

Highest Percentage Field Goals Made Under 40 Yards, Season—

100, Brian Mitchell (1990)**; Scott Obermeier (1992)

Most Times Kicking Three Field Goals in a Game, Season—

7, Brian Mitchell (1990)**

Most Times Kicking Two or More Field Goals in a Game, Season—

10, Brian Mitchell (1990)**

PUNTING

Punting Average—

Game: 51.0, Clay Netusil vs. Central Missouri State (1984)

Season: 43.1, Mike Johnson (1983); Clay Netusil (1986)

Most Punts—

Game: 13, Clay Netusil vs. Youngstown State

Season: 79, Mike Johnson (1982)

Career: 207, Mike Johnson (1980-83)

Most Punt Yardage—

Season: 3,000, Mike Johnson (1982)

Career: 8,169, Mike Johnson (1980-83)

Longest Punt—

76, Tim Mosley vs. Indiana State (1992)

RETURNS

Pass Interceptions—

Game: 3, Nelson Converse vs. Morningside (1972); Randy

Junkman vs. Augustana (1971); Lynn King vs. Augustana

(1966); Bruce Montgomery vs. North Dakota (1964); Dave

Cox vs. South Dakota (1960); Leo Kagan vs. Northeast

Missouri State (1939); Nick Maragos vs. Morningside (1975);

Mike Smiley vs. Eastern Illinois (1979); Tyree Taltos vs. Iowa

(1995)

Season: 8, Bill Smith (1967); Willie Beamon (1990)

Career: 20, Mike Woodley (1970-73)

Yards, Intercepted Passes—

Game: 110, Willie Beamon (vs. Eastern Illinois, 1989)

Season: 158, Willie Beamon (1989)

Career: 257, Joe Fuller (1982-85)

Longest Interception Return—

100, Moses Aimable (vs. Western Illinois, 1985)

Longest Kickoff Return—

100, Ben McCabe vs. Coe (1939-TD); Craig Nordlie vs. Drake

(1981-TD)

Most Kickoff Return Yards—

Game: 158, Mario Sanders (vs. Northern Michigan, 1983)

Season: 835, Wes Anderson (1988)

Career: 1,259, Kenny Shedd (1989-92)

Longest Punt Return—

93, Joe Fuller vs. Wisconsin-Whitewater (1984)

Most Punt Return Yards—


Game: 131, Milo Popovic (vs. Wayne State, 1988)

Season: 525, Milo Popovic (1989)

Career: 1,072, Kenny Shedd (1989-92)

**Led nation in category

Team Records



TEAM RECORDS

Rushing Attempts—

Game: 79 vs. North Dakota (1951)

Season: 624 (1976)

Fewest Rushes Allowed—

11 vs. Western Illinois (1987)

Net Yards Rushing—

Game: 636 vs. Augustana (1951)

Season: 2,760 (1976)

TDs Scored Rushing—

Game: 10 vs. Augustana (1951)

Season: 29 (1964)

First Downs Rushing—

Game: 22 vs. Morgan State (1988); vs. Southern Illinois (1992)

Season: 142 (1964)

Passes Attempted—

Game: 58 vs. Montana State (1986)

Season: 373 (1981)

Passes Completed—

Game: 30 vs. Southwest Missouri State (1980)

Season: 221 (1981)

Passes Intercepted—

Game: 7 vs. North Dakota (1970); vs. Montana State (1986)

Season: 31 (1970)

Net Yards Passing—

Game: 429 vs. Montana State (1986)

Season: 3,426 (1986)

TDs Scored Passing—

Game: 6 vs. McNeese State (1986)

Season: 29 (1986)

Consecutive Games With TD Pass—

16, 1980-82 (Steve Sandon, Larry Miller)

First Downs Passing—

Game: 20 vs. Montana State (1986)

Season: 139 (1986)

Total Offense Attempts—

Game: 103 vs. Western Illinois (1987)

Season: 872 (1985)

Net Yards Total Offense—

Game: 726 vs. Evansville (1980)

Season: 5,213 (1986)

Total First Downs—

Game: 33 vs. Augustana (1977); vs. Western Illinois (1987)

Season: 254 (1986)

Most Victories, Season—

10 (1985, 1991, 1992)

Most Consecutive Wins (Reg. Season)—

16 (1991-92)

Most All-Time Consecutive Wins Over an Opponent in a Series—

9, vs. Augustana (SD) (1947-55, 1960-68); vs. Morningside (1959-67); vs. North Dakota (1947-55); vs. South Dakota State (1964-72)

Most Consecutive CURRENT Wins Over an Opponent in a Series—

6, vs. Southwest Missouri State

All-Time Home Winning Streak in Regular-Season Games—

29, Sept. 23, 1989-Sept. 17, 1994

Most Losses, Season—

9 (1978)

Most Consecutive Losses—

7 (1916, 1968-69)

Most Ties, Season—

3 (1928, 1937)

Points Scored—

Game: 82 vs. Wisconsin-Platteville (1915, 82-0)

Season: 366 (1984, 1991 11 games)

Points Scored Against—

Game: 95 vs. Iowa State (1914, 95-0)

Season: 322 (1981, 11 games)

Most Points Scored, Second Half—

49 vs. Wisconsin-Whitewater (1984)

Most Field Goals Made Per Game—

2.4 (1990, 26 made)

Fumbles in a Game—

9 vs. Southern Illinois (1983)

Fumbles Lost in a Game—

6 vs. Southern Illinois (1983)

Interceptions Made—

Game: 7 vs. South Dakota (1960)

Season: 27 (1975)

Most Punt Returns, Game—

12 vs. Youngstown State (1984)

HIGHEST SCORING GAMES

(Both Teams)

Pts.	Opponent	Yr.	W/L	Score
137	Coe	1899	L	57-80
96	Evansville	1980	W	63-33
95	Iowa	1914	L	0-95
93	McNeese St.	1986	W	55-38
88	Youngstown St.	1981	W	45-43
87	Wyoming	1993	L	42-45
82	UW-Platteville	1915	W	82-0
81	Iowa Training	1904	W	76-5
81	South Dakota St.	1952	W	47-34
80	Upper Iowa	1900	L	12-68
80	UW-Whitewater	1984	W	73-7
78	Nevada-Las Vegas	1975	L	30-48
77	Wayne St. (NE)	1988	W	77-0
77	Iowa St.	1987	L	38-39
76	Youngstown St.	1985	W	50-26
75	Coe	1904	W	75-0
74	Augustana	1951	W	67-7
73	Morgan St.	1988	W	59-14
73	Idaho	1981	L	14-59
71	Dubuque	1919	W	71-0
71	South Dakota St.	1953	L	19-52
71	Montana St.	1986	L	25-46
70	NE Missouri St.	1956	W	44-26
70	Western Kentucky	1991	W	49-21
70	Indiana State	1991	W	49-21

TOP ATTENDANCE FIGURES

(Since 1976)

In the UNI-Dome

- 16,324 vs. Southwest Missouri St. (1990); vs. Idaho (1992); vs. Southwest Missouri St. (1992); vs. McNeese State (1994); vs. Illinois State (1994); vs. Idaho (1995)
- 15,429 vs. Indiana State (1991)
- 15,383 vs. Western Illinois (1994)
- 15,100 vs. North Dakota St. (1976)
- 15,086 vs. Illinois St. (1992)
- 14,920 vs. Indiana St. (1988)
- 14,689 vs. Illinois St. (1990)
- 14,552 vs. Western Illinois (1992)
- 14,431 vs. Indiana State (1993)

On the Road

- 70,397 at Iowa (1995)
- 50,120 at Minnesota (1987)
- 46,515 at Iowa St. (1987)
- 46,219 at Iowa St. (1988)
- 45,647 at Iowa St. (1990)
- 40,646 at Iowa St. (1992)
- 40,294 at Iowa St. (1994)
- 36,300 at Oklahoma St. (1990)
- 35,755 at Pittsburgh (1988)
- 28,820 at Kansas St. (1986)
- 28,275 at Kansas St. (1989)
- 19,572 at McNeese St. (1993)

Overall

- 70,397 at Iowa (1995)
- 50,120 at Minnesota (1987)
- 46,515 at Iowa St. (1987)
- 46,219 at Iowa St. (1988)
- 45,647 at Iowa St. (1990)
- 40,646 at Iowa St. (1992)
- 40,295 at Iowa St. (1994)
- 36,300 at Oklahoma St. (1990)
- 35,755 at Pittsburgh (1988)
- 28,820 at Kansas St. (1986)
- 28,275 at Kansas St. (1989)
- 19,572 at McNeese St. (1993)

ALL-TIME RUSHING LEADERS

Game

1. Kelly Ellis vs. Western Illinois, 1979	382
2. Steve Harris vs. NW Missouri St., 1984	275
3. Tank Corner vs. Southern Illinois, 1992	254
4. Randy Schultz vs. South Dakota St., 1963	253
5. Chris Miliner vs. Evansville, 1980	221
6. Wes Anderson vs. Wayne State, 1988	219
7. Dan Boals vs. North Dakota, 1961	208
8. Chris Miliner vs. Arkansas Tech, 1980	205
9. Carl Boyd vs. Delaware State, 1985	203
10. Carl Boyd vs. Eastern Illinois, 1987	195

1,000-YARD RUSHERS (Since 1949.

Includes playoff games)

- 1,258, Carl Boyd (1985)
- 1,223, Carl Boyd (1987)
- 1,191, Jeff Stovall (1993)
- 1,131, Steve Harris (1984)
- 1,104, Tom Scalissi (1975)
- 1,093, Kelly Ellis (1979)
- 1,072, Randy Schultz (1964)
- 1,039, Dan Boals (1962)
- 1,013, Pat Batten (1974)
- 1,003, Dan Boals (1961)

NCAA FOOTBALL RANKINGS

(Complete since 1990)


Team												
Yr.	R	P	TO	SC	RD	PD	TD	SCDef	NP	PRet	KORet	TOMar
1995	73rd	15th	30th	40th	28th	12th	T16th	13th	32nd	108th	9th	T50th
1994	81st	34th	58th	68th	34th	23rd	25th	19th	49th	71st	19th	T66th
1993	80th	15th	27th	T23rd	71st	6th	10th	25th	19th	8th	3rd	T87th
1992	66th	32nd	49th	14th	15th	41st	9th	6th	20th	2nd	28th	T25th
1991	37th	33rd	30th	10th	8th	11th	4th	8th	16th	17th	8th	T10th
1990	69th	12th	29th	17th	14th	25th	36th	T18th	11th	4th	2nd	T6th

Individual

Yr.	R	P	TO	Rec/G	RecYds/G	Int	P	PRet	KORet	FG	SC	APRun
1995	-	Berg-4th	Berg-35th	Ward-45th	Ward-1st	Talton-T13th Easter-T28th	Urbanek-34th	-	Taylor-15th	Waller-T34th	Ward-T31st	Ward-43rd
1994	-	-	O'Donnell-41st	Ward-T29th	Ward-18th	-	Elsbernd-24th	-	-	Waller-2nd	Waller-T45th	-
1993	Stovall-35th	Warner-9th	Warner-24th	-	Mosley-25th	-	-	-	-	Obermeier-T28th	Stovall-T9th	-
1992	Corner-50th	Johnson-10th	Johnson-33rd	-	Shedd-16th	-	Mosley-5th	Shedd-3rd	Shedd-21st	Obermeier-2nd	Obermeier-14th Shedd-9th	Shedd-T24th
1991	-	Johnson-7th	Johnson-34th	-	-	-	Mosley-18th	Shedd-18th	-	Mitchell-1st	Mitchell-6th	-
1990	-	Johnson-2nd	Johnson-13th	-	-	Beamon-T7th	Rush-26th	Shedd-2nd	Shedd-7th	Mitchell-1st	Mitchell-3rd	Shedd-12th

Key-

R-Rushing, P-Passing, TO-Total Offense, SC-Scoring Offense, RD-Rushing Defense, PD-Pass Efficiency Defense, TD-Total Defense, SCDef-Scoring Defense, NP-Net Punting, PRet-Punt Returns, KORet-Kickoff Returns, TOMar-Turnover Margin, Rec/G-Receptions Per Game, RecYds/G-Receiving Yards Per Game, Int-Interceptions, P-Punting, FG-Field Goals, APRun-All-Purpose Running, -None Ranked in Top 50



Seasonal Team Statistics



ANNUAL TEAM YARDAGE

(Since 1954)

OFFENSE

YEAR	RUSHING YARDS	RUSH Y/GAME	PASSING YARDS	PASS Y/GAME	TOTAL YARDS
1995	1715	131.9	3223	247.9	4938
1994	1804	150.3	2525	210.4	4329
1993	1986	136.3	3116	259.7	4751
1992	2148	123.8	3006	214.7	4739
1991	2256	173.5	2728	209.9	4984
1990	1217	101.4	3070	255.8	4287
1989	1259	114.5	2163	196.6	3422
1988	2538	204.0	1702	154.7	3946
1987	2340	167.1	3661	261.5	6001
1986	1787	162.5	3426	311.5	5213
1985	2622	201.7	3205	246.5	5827
1984	1583	143.9	2714	246.7	4297
1983	1210	110.0	2231	202.8	3441
1982	1243	113.0	1915	174.1	3158
1981	964	87.6	2710	246.4	3674
1980	1649	149.9	2904	264.0	4553
1979	1795	163.2	820	74.5	2615
1978	1751	159.2	1289	117.2	3040
1977	2463	223.9	1317	119.7	3780
1976	2760	250.9	1131	102.8	3891
1975	2366	197.2	1793	149.4	4159
1974	2250	225.0	1750	175.0	4000
1973	1794	179.4	1303	130.3	3097
1972	1728	172.8	867	86.7	2595
1971	781	86.8	850	94.4	1643
1970	1048	104.8	992	99.2	2040
1969	1463	146.3	1905	190.5	3368
1968	1553	155.3	1800	180.0	3353
1967	1530	153.0	1226	122.6	2756
1966	1262	140.2	1097	121.9	2359
1965	1478	164.2	789	87.7	2267
1964	2632	239.3	960	87.3	3592
1963	2077	230.8	655	72.8	2732
1962	2260	251.1	511	56.8	2771
1961	2276	252.9	791	87.9	3067
1960	1979	197.9	1222	122.2	3201
1959	2027	225.2	548	60.9	2575
1958	1400	155.6	856	95.1	2256
1957	2064	258.0	366	45.8	2430
1956	2054	256.8	467	58.4	2521
1955	2202	244.7	680	75.6	2882
1954	1414	176.8	1649	206.1	3063


DEFENSE

YEAR	RUSHING YARDS	RUSH Y/GAME	PASSING YARDS	PASS Y/GAME	TOTAL YARDS
1995	1845	141.9	2281	175.5	4126
1994	1526	127.2	2212	184.3	3738
1993	2388	162.4	1661	138.4	3610
1992	2282	122.6	2171	155.1	3887
1991	1967	113.6	2095	161.2	3572
1990	1912	122.0	2496	208.0	3960
1989	1984	145.4	1643	149.4	3242
1988	1639	115.5	1937	176.1	3207
1987	2522	180.1	2456	175.4	4978
1986	1372	124.7	2021	183.7	3393
1985	1464	112.6	2612	200.9	4076
1984	704	64.0	2063	187.5	2767
1983	1346	122.4	1874	170.4	3220
1982	1673	152.1	2089	189.9	3762
1981	2371	215.5	1699	154.5	4070
1980	1137	103.4	1742	158.4	2879
1979	1748	158.9	1701	154.6	3449
1978	2352	213.8	1604	145.8	3956
1977	2335	212.3	1802	163.8	4137
1976	1314	119.5	1954	177.6	3793
1975	2296	191.3	1235	102.9	3531
1974	2653	265.3	1046	104.6	3699
1973	1845	184.5	1003	100.3	2848
1972	1731	173.1	1562	156.2	3293
1971	1258	139.8	797	88.6	2103
1970	2203	220.3	1337	133.7	3540
1969	2062	206.2	1202	120.2	3264
1968	1591	159.1	1135	113.5	2726
1967	1209	120.9	1100	110.0	2309
1966	1473	163.7	1074	119.3	2547
1965	1069	118.8	1067	118.6	2136
1964	888	80.7	985	89.5	1873
1963	1351	150.1	667	74.1	2018
1962	960	106.7	913	101.4	1873
1962	1027	114.1	763	84.8	1790
1962	1445	144.5	806	80.6	2251
1959	1305	145.0	733	81.4	2038
1958	1768	196.4	452	50.2	2220
1957	1466	183.3	883	110.4	2340
1956	1401	175.1	852	106.5	2253
1955	1493	165.9	581	64.6	2074
1954	1372	171.5	759	94.9	2131

Dennis Kettner



Jim O'Donnell



RUSHING (1949-1995)

YEAR	PLAYER	ATT.	YDS.	AVG.	TD
1995	Jeff Stovall	173	716	4.1	7
1994	Jeff Stovall	176	823	4.7	8
1993	Jeff Stovall	266	1191	4.5	16
1992	Tank Corner	240	903	3.8	6
1991	Tank Corner	172	873	5.1	5
1990	Mike Schulte	151	642	4.3	0
1989	Steve Hougom	152	618	4.1	4
1988	Woody Wright	159	599	3.8	4
1987	Carl Boyd	253	1223	4.8	12
1986	Errol Peebles	147	747	5.1	6
1985	Carl Boyd	288	1258	4.4	17
1984	Steve Harris	275	1131	4.1	9
1983	Chris Miliner	134	530	4.0	7
1982	Chris Miliner	115	455	4.0	3
1981	Davey Lewis	176	654	3.7	5
1980	Chris Miliner	163	899	5.5	5
1979	Kelly Ellis	228	1093	4.8	3
1978	Kelly Ellis	189	742	3.9	4
1977	Kelly Ellis	157	853	5.4	10
1976	Neal Moses	167	1010	6.0	6
1975	Tom Scalissi	241	1104	4.6	6
1974	Pat Batten	184	1013	5.5	12
1973	Pat Batten	133	645	4.9	0
1972	Scott Swartzendruber	144	547	3.8	7
1971	Jerry Roling	160	388	2.2	5
1970	Roger Jones	127	404	3.2	5
1969	Roger Jones	160	676	4.2	5
1968	Dennis Kettner	186	826	4.4	8
1967	Ralph Thomsen	186	776	4.1	8
1966	Terry Fox	140	620	4.4	X
1965	Randy Schultz	210	909	4.3	X
1964	Randy Schultz	236	1072	4.5	X
1963	Randy Schultz	142	827	5.8	X
1962	Dan Boals	182	1039	5.7	X
1961	Dan Boals	162	1003	6.2	X
1960	Warren Hansen	124	602	4.9	X
1959	Max Huffman	93	489	5.3	X
1958	Max Huffman	66	400	6.1	X
1957	Lew Roberts	96	514	5.4	X
1956	Ron Brinkley	129	626	4.8	X
1955	Larry Bitcon	138	639	4.6	X
1954	Larry Bitcon	65	301	4.6	X
1953	Arthur Landau	157	676	4.3	X
1952		X	X	X	X
1951	Leland Crew	71	418	5.9	X
1950	Bud Fisher	132	873	6.6	X
1949	Bud Rainbow	99	361	3.7	X

X-Statistic Unavailable

PASSING (1949-1995)

YEAR	PLAYER	ATT.	COM.	YDS.	INT.	TD
1995	Chris Berg	258	146	2751	8	23
1994	Brett O'Donnell	325	177	2417	12	12
1993	Kurt Warner	296	173	2747	14	17
1992	Jay Johnson	336	175	2937	14	23
1991	Jay Johnson	290	159	2399	7	20
1990	Jay Johnson	320	163	2929	13	15
1989	Ken Macklin	255	139	2046	15	15
1988	Ken Macklin	217	116	1415	11	5
1987	Mike Smith	386	228	2859	15	23
1986	Mike Smith	303	190	3125	16	27
1985	Mike Smith	358	205	2894	15	18
1984	Larry Miller	276	147	1988	12	18
1983	Larry Miller	287	145	1862	15	10
1982	Larry Miller	257	142	1767	9	12
1981	Steve Sandon	367	219	2700	26	24
1980	Steve Sandon	334	186	2761	19	22
1979	Steve Sandon	168	79	797	13	2
1978	Terry Allen	211	79	1113	18	12
1977	Terry Allen	115	50	970	7	5
1976	Terry Allen	188	83	1119	12	8
1975	Bill Salmon	236	111	1773	12	18
1974	Bill Salmon	180	80	1699	9	11
1973	Bill Salmon	140	50	963	14	5
1972	Jim O'Donnell	84	32	460	10	4
1971	Al Wichtendahl	175	66	774	8	5
1970	Gary Weber	113	41	578	11	3
1969	Bill Raun	290	128	1818	23	10
1968	Phil Schooley	301	148	1745	12	12
1967	Phil Schooley	261	112	1193	11	5
1966	Ed Mulholland	115	47	537	6	1
1965	Dick Olin	108	45	705	8	6
1964	Rich Oliphant	91	59	893	5	6
1963	Rich Oliphant	60	28	302	1	3
	Dick Lange	66	25	315	7	0
1962	Dave Cox	83	43	464	7	4
1961	Dave Cox	99	47	738	7	14
1960	Jerry Morgan	160	72	1130	5	10
1959	Jerry Morgan	41	15	273	6	2
	Jim Damron	50	16	240	7	1
1958	Jim Damron	116	45	663	5	5
1957	Tom Murphy	30	14	232	2	2
1956	Ron Brinkley	70	30	400	5	6
1955	Ollie Isaak	86	39	632	2	7
1954	Ralph Capitani	173	81	1358	12	10
1953	Ralph Capitani	208	97	1444	15	13
1952		X	X	X	X	X
1951	Bud Rainbow	35	13	316	9	1
1950	Bud Rainbow	75	34	507	10	2
1949	Bud Rainbow	39	18	352	2	3

Annual Champions

Mark Hendrickson



RECEIVING (by receptions) (1949-1995)

YEAR	PLAYER	NO.	YDS.	AVG.	TD
1995	Dedric Ward	50	1283	25.7	15
1994	Dedric Ward	60	1083	18.1	9
1993	Tim Mosley	47	956	20.3	9
1992	Chris Nuss	44	547	12.4	5
1991	Mike Schulte	35	333	9.5	3
1990	Chris Nuss	31	502	16.2	2
1989	Milo Popovic	36	526	14.6	9
1988	Woody Wright	40	447	11.2	3
1987	Wes Anderson	71	791	11.1	5
1986	Carl Boyd	52	893	17.2	5
1985	Scott Francke	50	810	16.2	5
1984	Martin Bruder	41	662	16.1	6
1983	James Hutchings	43	580	13.5	1
1982	Darryl Goree	25	478	19.1	4
1981	Ken Harvey	78	1161	14.9	15
1980	Ken Harvey	51	935	18.3	6
1979	Kenny McNeail	29	330	11.4	1
1978	Ron Hadley	25	358	14.3	0
1977	Mark Hendrickson	22	334	15.2	1
1976	Rick Ver Huel	34	459	13.5	4
1975	Dave Schooley	43	814	18.9	11
1974	Dave Schooley	35	892	15.5	9
1973	Dave Schooley	22	483	22.0	4
1972	Bruce Dinnebier	12	186	15.5	0
1971	Larry Skartvedt	35	469	13.4	3
1970	Larry Skartvedt	30	488	16.3	2
1969	Randy Ruisch	39	455	11.4	2
1968	Marv Johnson	48	586	12.2	7
1967	Marv Johnson	32	403	12.5	1
1966	Terry Fox	30	439	14.6	3
1965	Ted McPherson	16	228	14.2	1
1964	Del Hammond	17	242	14.2	2
1963	Larry Thompson	22	221	10.0	1
1962	Larry Thompson	13	142	10.9	1
1961	Howard Becker	16	299	18.6	4
1960	John Raffensperger	23	378	16.4	2
1959	Greg Bice	7	135	19.2	X
	Dean Hartman	7	122	17.4	X
1958	Bobby Hahn	18	202	11.2	2
1957	Lew Roberts	5	132	26.4	1
1956	Larry Sabus	7	80	11.4	2
1955	Dick Beetsch	15	342	22.8	6
1954	Dick Beetsch	40	741	18.5	11
1953	Dick Beetsch	54	837	15.5	9
1952		X	X	X	X
1951	Leland Crew	6	198	33.0	1
1950	Don Prior	13	189	14.5	0
1949	Stan Brown	9	261	29.0	3

Randy Schultz




SCORING (1949-1995)


YEAR	PLAYER	TD	PAT	FG	PTS.
1995	Dedric Ward	15	0	0	90
1994	Matt Waller	0	24	17	75
1993	Jeff Stovall	17	0	0	102
1992	Scott Obermeier	0	43	18	97
1991	Brian Mitchell	0	46	22	112
1990	Brian Mitchell	0	31	27	112
1989	Brian Mitchell	0	30	14	72
1988	Doug Jackson	0	31	9	58
1987	Carl Boyd	18	0	0	108
1986	Brian Baker	10	2	0	62
1985	Carl Boyd	19	2	0	116
1984	Mike Molstead	0	36	17	87
1983	Mike Molstead	0	17	15	62
1982	Steve Schonert	0	39	13	78
1981	Ken Harvey	15	2	0	92
1980	Steve Schonert	0	39	13	78
1979	Mark Fullbright	8	2	0	50
1978	Terry Allen	10	0	0	60
1977	Kelly Ellis	10	0	0	60
1976	Terry Allen	14	0	0	84
1975	Dave Schooley	11	2	0	68
1974	Pat Batten	12	0	0	72
1973	Dave Hodam	6	0	0	36
1972	Scott Swartzendruber	7	2	0	44
1971	Jerry Roling	5	0	0	30
1970	Gene Dietrich	0	10	7	31
1969	Gene Dietrich	0	22	6	40
1968	Dennis Kettner	8	2	0	50
1967	Ralph Thomsen	8	0	0	48
1966	Terry Fox	5	0	0	30
1965	Randy Schultz	10	0	0	60
1964	Bruce Montgomery	13	0	0	78
1963	Larry Thompson	7	12	2	60
1962	Dan Boals	12	18	0	90
1961	Dan Boals	10	19	0	79
1960	Warren Hansen	8	0	0	48
1959	Allee Nowden	5	2	0	32
1958	Max Huffman	5	10	0	40
1957	Lew Roberts	8	0	0	48
1956	Pat Halligan	7	0	0	42
1955	Larry Bitcon	12	0	0	72
1954	Dick Beetsch	11	0	0	66
1953	Arthur Landau	14	0	0	84
1952		X	X	X	X
1951	Pat Halligan	6	0	0	36
1950	Bud Rainbow	9	0	0	54
1949	Paul DeVan	7	0	0	42



Kriss Smith



Bill Salmon



KICK-SCORING (1949-1995)

YEAR	PLAYER	PAT	FG	PTS.
1995	Matt Waller	30-34	10-20	60
1994	Matt Waller	24-26	17-27	75
1993	Scott Obermeier	35-39	12-21	71
1992	Scott Obermeier	43-44	18-23	97
1991	Brian Mitchell	46-46	22-28	112
1990	Brian Mitchell	31-31	27-28	112
1989	Brian Mitchell	30-30	14-19	72
1988	Doug Jackson	31-32	9-13	58
1987	Kevin Mote	30-31	6-8	48
1986	Kevin Mote	22-25	7-12	43
1985	Mike Angell	29-33	15-22	74
1984	Mike Molstead	36-38	17-30	87
1983	Mike Molstead	17-22	15-21	62
1982	Steve Schonert	19-20	7-14	40
1981	Steve Schonert	29-32	6-13	47
1980	Steve Schonert	39-40	13-20	78
1979	Terry Lang	17-18	7-8	38
1978	Terry Lang	17-18	7-8	38
1977	Mark Whitver	21-24	3-4	30
1976	Mark Whitver	26-31	6-8	44
1975	Jim Fransen	33-35	3-6	42
1974	Kriss Smith	30-34	2-8	36
1973	Kriss Smith	15-16	5-11	30
1972	Herb McNeil	9-10	0-2	9
1971	Gene Dietrich	10-10	4-15	22
1970	Gene Dietrich	10-12	7-10	31
1969	Gene Dietrich	22-X	6-12	40
1968	Dick Klaudt	22-X	1-X	25
1967	Bill Kovacevich	12-X	6-X	30
1966	Jerry Malloy	5-X	4-X	17
1965	Doug Korver	20-23	0-0	20
1964	Sid Sickles	15-X	1-X	18
1963	Larry Thompson	10-X	2-X	16
1962	Dan Boals	18-X	0-0	18
1961	Dan Boals	19-X	0	19
1960	Jerry Morgan	17-X	0	17
1955	Frank Sovich	18-33	0	18
1954	Larry Bitcon	12-21	0	12
1953	James Wachenheim	22-X	0	22
1951	James Wachenheim	18-26	0	18
1950	Don Prior	11-X	0	11
1949	Dick Skain	20-X	0	20


TOTAL OFFENSE (1949-1995)

YEAR	PLAYER	PLAYS	RUSH	PASS	TOTAL
1995	Chris Berg	328	-231	2751	2520
1994	Brett O'Donnell	385	-68	2417	2349
1993	Kurt Warner	354	-144	2747	2603
1992	Jay Johnson	406	-155	2937	2782
1991	Jay Johnson	367	-16	2399	2383
1990	Jay Johnson	390	-192	2929	2737
1989	Ken Macklin	327	-218	2046	1828
1988	Ken Macklin	286	33	1415	1448
1987	Mike Smith	465	-104	2859	2755
1986	Mike Smith	372	-11	3125	3114
1985	Mike Smith	435	79	2894	2973
1984	Larry Miller	337	-91	1988	1897
1983	Larry Miller	361	-7	1862	1855
1982	Larry Miller	324	-119	1767	1648
1981	Steve Sandon	426	-119	2700	2581
1980	Steve Sandon	388	-121	2761	2640
1979	Kelly Ellis	230	1093	23	1116
1978	Terry Allen	351	226	1113	1339
1977	Terry Allen	217	348	970	1318
1976	Terry Allen	387	656	1119	1775
1975	Bill Salmon	401	335	1773	2108
1974	Bill Salmon	314	458	1699	2157
1973	Bill Salmon	312	224	963	1187
1972	Jim O'Donnell	187	265	460	725
1971	Al Wichtendahl	252	-5	774	669
1970	Gary Weber	180	-25	578	553
1969	Bill Raun	327	-79	1818	1739
1968	Phil Schooley	331	-123	1745	1622
1967	Phil Schooley	306	-95	1193	1148
1966	Terry Fox	151	620	92	712
1965	Randy Schultz	210	909	0	909
1964	Randy Schultz	236	1072	0	1072
1963	Randy Schultz	142	827	0	827
1962	Dan Boals	182	1039	0	1039
1961	Dan Boals	162	1003	0	1003
1960	Jerry Morgan	221	76	1130	1206
1959	Max Huffman	96	489	30	519
1958	Jim Damron	171	61	663	724
1957	Tom Murphy	149	422	232	654
1956	Ron Brinkley	199	626	400	1026
1955	Larry Bitcon	138	639	0	639
1954	Ralph Capitani	252	210	1358	1568
1953	Ralph Capitani	317	311	1444	1755
1952		X	X	X	X
1951	John Beach	104	387	148	535
1950	Bud Fisher	133	873	21	894
1949	Bud Rainbow	138	361	352	713

Annual Champions



Jim Fransen



Dave Schooley




PUNTING (1949-1995)

YEAR	PLAYER	NO.	YDS.	AVG.
1995	Justin Urbanek	63	2465	39.1
1994	Ryan Elsbernd	59	2331	39.5
1993	Tim Mosley	35	1489	42.5
1992	Tim Mosley	78	3322	42.6
1991	Tim Mosley	63	2474	39.3
1990	Dan Rush	67	2673	39.9
1989	Dan Rush	69	2615	37.9
1988	Doug Jackson	35	1442	41.2
1987	Doug Jackson	30	1171	39.0
1986	Clay Netusil	47	2026	43.1
1985	Clay Netusil	67	2752	41.1
1984	Clay Netusil	54	2264	41.9
1983	Mike Johnson	54	2328	43.1
1982	Mike Johnson	79	3000	38.0
1981	Mike Johnson	65	2475	38.1
1980	Brad Zumbach	43	1730	40.2
1979	Kevin Thorp	65	2346	36.1
1978	Mark Whitver	70	2759	39.4
1977	Mark Whitver	41	1539	37.5
1976	Mark Whitver	59	2383	40.4
1975	Jim Fransen	62	2394	38.6
1974	Jim Fransen	45	1682	37.4
1973	Jim Fransen	64	2517	39.3
1972	Mike Butler	69	2810	40.7
1971	Mike Butler	72	2556	35.5
1970	Mike Butler	65	2562	39.4
1969	Mike Butler	58	2290	39.5
1968	Bob Livingston	66	2345	35.5
1967	Dick Miller	60	2265	37.7
1966	Dick Miller	49	1916	39.0
1965	Steve Wedgbury	50	1609	32.1
1964	Chuck Nolting	23	677	29.4
1963		X	X	X
1962	Dave Cox	41	1353	33.0
1961	Dave Cox	36	1384	38.4
1960	Dave Cox	28	1069	38.2
1959	Jim Damron	23	767	33.4
1958	Jim Damron	34	1172	34.5
1957	Ron Sturch	20	773	38.6
1956	Frank Sovich	19	582	30.6
1955	Larry Bitcon	34	1183	34.8
1954	Ralph Capitani	24	711	29.6
1953	Ralph Capitani	28	862	30.8
1952		X	X	X
1951	Bud Rowray	39	1263	32.4
1950	Jim Miller	38	1395	36.7
1949	Bob Lee	38	1201	31.6


KICKOFF RETURNS (by yards) (1950-1995)

YEAR	PLAYER	NO.	YDS.	AVG.	TD
1995	Anthony Taylor	18	455	25.3	0
1994	Anthony Taylor	11	271	24.6	0
1993	Jason McCleary	22	568	25.8	0
1992	Kenny Shedd	16	389	24.3	0
1991	Kenny Shedd	20	481	24.1	0
1990	Kenny Shedd	25	652	26.1	0
1989	Milo Popovic	28	604	21.6	0
1988	Wes Anderson	35	835	23.9	1
1987	Eric White	16	333	20.8	0
1986	Kevin Anderson	24	605	25.2	1
1985	Scott Owens	15	324	21.6	0
1984	Scott Owens	12	244	20.3	0
1983	Mario Sanders	8	193	24.1	0
1982	Steve Harris	17	312	18.4	0
1981	Craig Nordlie	26	569	21.9	1
1980	Craig Nordlie	13	280	21.5	0
1979	Kenny McNeail	16	311	17.9	0
1978	Kelly Ellis	21	427	20.3	0
1977	Kelly Ellis	31	505	16.3	0
1976	Marty Burroughs	11	228	20.7	0
1975	Joe Manigault	12	278	23.1	0
1974	Dave Schooley	20	422	21.1	0
1973	Dave Hodam	10	184	18.4	0
1972	Mike Woodley	13	256	19.7	0
1971	Mike Woodley	11	205	18.6	0
1970	Dave Hodam	16	375	23.4	0
1969	Clarence Rivers	22	395	17.9	0
1968	Tom Pinkham	14	216	15.4	X
1967	Bill Smith	16	357	22.3	0
1966	Lon Scriven	24	408	17.0	X
1965	Terry Fox	12	250	20.8	X
1964	Ron Franz	7	176	25.1	X
1963	Bruce Montgomery	8	250	31.2	X
1962	Larry Thompson	10	170	17.0	X
1961	Larry Thompson	14	210	15.0	X
1960	Dan Boals	13	198	15.2	X
1959	Max Huffman	11	162	14.7	X
1958	Bobby Hahn	13	360	27.7	0
1957	Lew Roberts	11	265	24.0	1
1956	Ron Brinkley	10	264	26.4	0
1954	Larry Bitcon	11	249	22.6	X
1953	Larry Bitcon	12	246	20.5	X
1950	Bud Fisher	17	308	18.1	X

Joe Manigault



Doug Jones



PUNT RETURNS (by yards) (1950-1995)

YEAR	PLAYER	NO.	YDS.	AVG.	TD
1995	Anthony Taylor	20	98	4.9	0
1994	Jason McCleary	15	129	8.6	0
1993	Jason McCleary	20	234	11.7	1
1992	Kenny Shedd	36	508	14.1	4
1991	Kenny Shedd	30	310	10.3	2
1990	Kenny Shedd	26	300	11.5	1
1989	Milo Popovic	38	525	13.8	2
1988	Milo Popovic	22	265	12.1	0
1987	Wes Anderson	30	264	8.8	0
1986	Chris Klieman	20	128	6.4	0
1985	Joe Fuller	22	211	9.6	0
1984	Joe Fuller	27	346	12.8	1
1983	Joe Fuller	22	344	15.6	1
1982	Craig Nordlie	17	119	7.0	0
1981	Craig Nordlie	22	130	5.9	0
1980	Kenny McNeail	32	146	4.6	0
1979	Kenny McNeail	22	237	10.8	1
1978	Mark Hendrickson	23	106	4.6	0
1977	Mark Hendrickson	14	78	5.5	0
1976	Mark Hendrickson	14	87	6.2	0
	Marty Burroughs	11	87	7.8	0
1975	Joe Manigault	10	66	6.6	0
1974	Jim Thomas	8	48	6.0	0
1973	Mike Woodley	17	96	5.6	0
1972	Mike Woodley	10	172	17.2	0
1971	Mike Woodley	14	142	10.1	0
1970	Larry Skartvedt	8	75	9.4	0
1969	Clarence Rivers	23	177	7.6	0
1968	Tom Pinkham	29	152	5.2	X
1967	Bill Smith	22	240	10.9	1
1966	Lon Scriven	17	114	6.7	X
1965	Randy Schultz	10	87	8.7	X
1964	Rod Franz	18	205	11.3	X
1963	Bruce Montgomery	9	49	5.4	X
	Larry Thompson	14	49	3.4	X
1958	Bobby Hahn	4	157	39.3	1
1957	Max Huffman	5	82	16.4	1
1956	Ron Brinkley	6	60	10.0	0
1954	Larry Bitcon	17	115	6.7	X
1953	Larry Bitcon	17	175	10.3	X
1950	Dick Eisenlauer	6	83	13.8	X


INTERCEPTION RETURNS (by no.) (1950-1995)

YEAR	PLAYER	NO.	YDS.	AVG.	TD
1995	Tyree Talton	8	57	7.1	0
1994	Todd Harrington	4	95	23.8	0
	Jason McCleary	4	53	13.3	0
1993	Todd Harrington	4	2	0.5	0
1992	Willie Beamon	3	34	11.3	0
1991	Simon Nelson	3	23	7.7	0
	Duane Peterson	3	5	1.7	0
	Jason McCleary	3	43	14.3	0
1990	Willie Beamon	8	72	9.0	1
1989	Chris Klieman	6	98	16.3	1
1988	Duane Petersen	5	71	14.2	1
1987	Kevin Anderson	4	44	11.0	0
1986	Mark Hein	3	5	1.7	0
1985	Moses Aimable	5	130	26.0	1
1984	Mark Farley	5	55	11.0	0
	Joe Fuller	5	115	23.0	1
1983	Charles Jenkins	3	29	9.7	0
1982	Mark Wilson	3	31	10.3	0
	Markel Oden	3	40	13.3	0
1981	Don Stewart	7	58	8.3	0
1980	John Root	7	66	9.4	1
1979	Mike Smiley	5	104	34.7	1
1978	Kevin Coughlin	3	26	8.7	0
1977	Kevin Coughlin	3	38	12.6	0
	Randy Hoffa	3	30	10.0	0
1976	Nick Maragos	7	35	5.0	0
1975	Nick Maragos	7	59	8.4	1
1974	Jim Thomas	2	87	43.5	1
	Nick Maragos	2	82	41.0	1
	Doug Jones	2	20	10.0	0
1973	Mike Woodley	7	74	10.6	0
1972	Jerry Ward	5	73	14.6	1
	Mike Woodley	5	60	12.0	0
	Nelson Converse	5	43	8.6	0
1971	Mike Woodley	4	81	20.3	0
	Randy Junkman	4	0	0	0
1970	Mike Woodley	4	28	7.0	0
	Randy Junkman	4	28	7.0	0
1969	Jim Luhning	4	26	6.5	0
1968	Bob Livingston	4	57	14.2	0
1967	Bill Smith	8	101	12.6	0
1966	Bill Smith	7	98	14.0	X
1965	Bill Strottman	2	45	22.5	1
	Lynn King	2	19	9.5	0
	Rick Price	2	9	4.5	0
1964	Bruce Montgomery	4	0	0	0
1963	Bruce Montgomery	4	45	11.3	X
1962	Dan Boals	4	63	15.7	X
1961	John Raffensperger	4	26	6.5	X
1960	Jerry Morgan	6	81	13.5	0
1959	Jerry Morgan	4	31	7.8	X
1958	Max Huffman	3	42	14.0	X
1957	Tom Murphy	2	58	29.0	0
1954	Ollie Isaak	1	40	40.0	X
1953	Bud Bitcon	3	60	20	1
1951	Mahlon Kaylor	1	71	71.0	X
1950	Homer Bienfang	1	48	48.0	0

Annual Champions



Pat Batten



ALL-PURPOSE YARDAGE (by yards) (1950-1995)

YEAR	PLAYER	RUSH	REC	PR	KO	TOTAL
1995	Dedric Ward	0	1283	41	0	1324
1994	Dedric Ward	0	1083	75	0	1158
1993	Jeff Stovall	1191	236	0	0	1427
1992	Kenny Shedd	0	978	508	389	1875
1991	Kenny Shedd	-1	662	310	481	1452
1990	Kenny Shedd	11	621	300	652	1584
1989	Milo Popovic	17	526	525	604	1672
1988	Wes Anderson	484	243	51	835	1613
1987	Carl Boyd	1223	814	0	169	2206
1986	Carl Boyd	715	893	0	0	1608
1985	Carl Boyd	1258	459	0	0	1717
1984	Steve Harris	1131	354	0	0	1485
1983	Chris Miliner	530	130	0	0	660
1982	Craig Nordlie	-8	339	119	269	719
1981	Ken Harvey	0	1161	0	0	1161
1980	Chris Miliner	899	162	0	0	1061
1979	Kelly Ellis	1093	49	9	251	1402
1978	Kelly Ellis	811	223	0	427	1461
1977	Kelly Ellis	853	214	0	505	1572
1976	Neal Moses	1010	34	0	0	1044
1975	Tom Scalissi	1104	84	0	24	1212
1974	Pat Batten	1013	104	0	0	1117
1973	Pat Batten	645	150	0	0	795
1972	Scott Swartzendruber	547	47	0	0	594
1971	Larry Skartvedt	9	469	1	67	546
1970	Dave Hodam	177	138	0	375	690
1969	Roger Jones	676	129	0	0	805
1968	Dennis Kettner	826	127	0	13	966
1967	Ralph Thomsen	776	143	0	0	919
1966	Terry Fox	620	439	2	95	1156
1965	Randy Schultz	909	55	87	178	1229
1964	Randy Schultz	1072	40	2	149	1263
1963	Randy Schultz	827	0	0	0	827
1962	Dan Boals	1039	40	X	33	1112
1961	Howard Becker	610	299	X	129	1038
1960	Warren Hansen	602	0	X	0	602
1959	Max Huffman	489	0	X	162	651
1958	Bobby Hahn	261	202	157	360	980
1957	Lew Roberts	514	132	28	265	939
1956	Ron Brinkey	626	0	60	264	950
1955	Larry Bitcon	639	95	0	0	734
1954	Larry Bitcon	301	319	115	249	984
1953	Larry Bitcon	555	227	175	246	1203
1952		0	0	0	0	0
1951	Leland Crew	418	198	X	82	698
1950	Bud Fisher	873	66	60	308	1307

Reed Hunemuller



TACKLES (1975-1995)

YEAR	PLAYER	SOLO	ASST.	TOTAL
1995	Dannie Spann	37	76	113
1994	Scott Durflinger	80	40	120
1993	Andre Allen	68	52	120
1992	Peter Burns	101	62	163
1991	Kevin Keith	64	33	97
1990	William Freeney	56	29	85
1989	Bryce Paup	84	31	115
1988	Mike Kolpin	53	49	102
1987	Chris Klieman	65	57	122
1986	Mark Farley	29	63	92
1985	Mark Farley	20	67	87
1984	Mark Farley	25	52	77
1983	Charles Jenkins	36	57	93
1982	Mark Wilson	33	86	119
1981	Joe Anderson	43	127	170
1980	Joe Anderson	24	70	94
1979	Matt Spanjers	32	95	127
1978	Reed Hunemuller	45	96	141
1977	Reed Hunemuller	34	83	117
1976	Mel Campbell	38	60	98
1975	Chuck Dickens	41	75	116

Panthers vs. Individual Opponents

OPPONENT	G	W	L	T	PCT.	First Game	Last Game	Last Score	UNI	OPP
Akron	2	1	1	0	.500	1978	1979	20	17	
AR-Pine Bluff	1	1	0	0	1.000	1986	1986	36	7	
Arkansas State	1	1	0	0	1.000	1987	1987	49	28	
Arkansas Tech	1	1	0	0	1.000	1980	1980	49	10	
Augustana	32	23	9	0	.719	1947	1991	45	22	
Boise State	1	0	1	0	.000	1990	1990	3	20	
Boston University	1	0	1	0	.000	1993	1993	21	27	
Bowling Green	1	0	1	0	.000	1947	1947	7	19	
Bradley	4	4	0	0	1.000	1958	1962	27	6	
Buena Vista	6	4	2	0	.667	1916	1927	6	0	
Camp Dodge	1	1	0	0	1.000	1918	1918	19	0	
Camp Funston	1	0	1	0	.000	1917	1917	0	32	
Cedar Falls HS	1	1	0	0	1.000	1896	1896	6	2	
Cedar Valley Sem.	1	1	0	0	1.000	1896	1896	12	0	
Central (IA)	1	1	0	0	1.000	1945	1945	38	14	
Central Michigan	4	0	4	0	.000	1953	1970	9	27	
Central Missouri	2	2	0	0	1.000	1983	1984	34	0	
Charles City	3	3	0	0	1.000	1905	1909	28	0	
Coe	31	13	16	2	.452	1895	1953	21	7	
Clarion Univ.	1	1	0	0	1.000	1990	1990	52	12	
Colorado State	2	0	1	1	.250	1925	1926	0	12	
Cornell (IA)	16	9	5	2	.625	1899	1935	0	0	
Creighton (NE)	3	1	2	0	.333	1904	1940	0	20	
Dayton	1	0	1	0	.000	1948	1948	7	33	
Delaware State	1	1	0	0	1.000	1985	1985	37	17	
Des Moines	7	4	3	0	.571	1901	1928	12	7	
Drake	43	17	25	1	.407	1900	1985	9	24	
Dubuque	7	2	4	1	.357	1914	1924	19	6	
Eastern Illinois	20	13	6	1	.675	1975	1995	17	7	
E. Kentucky	1	0	1	0	.000	1971	1971	7	21	
E. Michigan	8	3	5	0	.375	1930	1968	7	34	
E. Washington	4	4	0	0	1.000	1985	1994	27	17	
Ellsworth	17	13	4	0	.765	1897	1925	30	0	
Emporia State	4	2	2	0	.500	1938	1948	0	26	
Evansville	1	1	0	0	1.000	1980	1980	63	33	
Fairbank HS	1	1	0	0	1.000	1908	1908	54	0	
Fort Hays	1	1	0	0	1.000	1989	1989	43	15	
Ferris State	1	1	0	0	1.000	1989	1989	39	3	
Georgia Southern	1	0	1	0	.000	1985	1985	33	40	
Grand Valley	1	1	0	0	1.000	1981	1981	21	20	
Grinnell	15	5	7	3	.433	1899	1938	10	0	
Hamline	2	1	1	0	.500	1945	1946	46	6	
Haskell	1	1	0	0	1.000	1936	1936	21	0	
Hastings	1	1	0	0	1.000	1955	1955	26	7	
Hillsdale	1	0	1	0	.000	1960	1960	6	17	
Idaho	6	2	4	0	.333	1981	1995	12	16	
Idaho State	2	2	0	0	1.000	1990	1992	49	11	
Illinois State	12	9	3	0	.750	1972	1995	29	31	
Indiana State	12	9	3	0	.750	1983	1995	27	10	
Iowa	12	1	11	0	.083	1898	1995	13	34	
Iowa State	19	3	13	3	.237	1899	1994	28	14	
Iowa Training	3	2	0	1	.833	1903	1905	12	6	
Iowa Wesleyan	7	7	0	0	1.000	1914	1928	34	0	
Jacksonville St.	1	1	0	0	1.000	1993	1993	35	14	
Kansas State	3	3	0	0	1.000	1985	1989	10	8	
Kansas St.-Pitt.	4	3	1	0	.750	1940	1974	31	22	
Lamar Tech	1	1	0	0	1.000	1964	1964	19	17	
Leander Clark	6	2	1	3	.583	1897	1913	0	0	
Lennox	6	4	2	0	.667	1895	1910	63	0	
Light Guards	1	0	1	0	.000	1902	1902	8	16	
Lock Haven	1	1	0	0	1.000	1995	1995	55	10	

OPPONENT	G	W	L	T	PCT.	First Game	Last Game	Last Score	UNI	OPP
Loras	11	7	2	2	.727	1909	1945	19	14	
Luther	10	6	3	1	.650	1925	1934	0	0	
Mankato State	14	9	2	3	.750	1955	1989	14	22	
Marshall	2	0	2	0	.000	1991	1995	24	41	
McNeese State	6	4	2	0	.667	1986	1994	24	34	
Minnesota	1	0	1	0	.000	1987	1987	7	24	
Minnesota-Morris	1	0	1	0	.000	1979	1979	0	13	
Montana	3	0	3	0	.000	1981	1994	20	23	
Montana State	2	1	1	0	.500	1986	1987	53	7	
Moorhead State	1	1	0	0	1.000	1993	1993	48	0	
Morgan State	2	2	0	0	1.000	1988	1991	56	6	
Morningside	49	35	11	3	.745	1903	1977	30	13	
Murray State	1	1	0	0	1.000	1995	1995	35	34	
Nebraska-Omaha	12	6	5	1	.542	1936	1981	42	13	
Nevada-Las Vegas	1	0	1	0	.000	1975	1975	30	48	
Nevada-Reno	1	0	1	0	.000	1982	1982	0	37	
NE Louisiana	1	0	1	0	.000	1987	1987	41	44	
NE Missouri St.	8	5	3	0	.625	1925	1985	41	34	
Northern Arizona	2	1	1	0	.500	1988	1990	36	16	
Northern Illinois	3	2	1	0	.667	1927	1964	9	14	
Northern Michigan	17	5	12	0	.294	1963	1984	44	24	
North Dakota	37	25	12	0	.676	1936	1978	35	17	
North Dakota St.	40	22	18	0	.550	1938	1982	7	12	
NW Missouri St.	3	3	0	0	1.000	1983	1985	49	0	
Oklahoma State	1	0	1	0	.000	1990	1990	23	33	
Parsons	8	4	3	1	.563	1920	1929	19	6	
Pittsburgh	1	0	1	0	.000	1988	1988	10	59	
Reinbeck HS	1	1	0	0	1.000	1896	1896	28	10	
St. Ambrose	2	0	1	1	.250	1923	1924	0	3	
St. Cloud State	2	2	0	0	1.000	1976	1977	27	14	
St. Thomas	2	1	0	1	.750	1926	1927	6	6	
Simpson	18	6	9	3	.417	1900	1940	52	7	
South Dakota	39	21	17	1	.551	1899	1982	41	24	
South Dakota St.	40	22	16	2	.575	1935	1979	7	14	
SE Missouri St.	2	1	1	0	.500	1980	1982	17	20	
Southern Illinois	14	8	6	0	.571	1965	1994	39	7	
SW Missouri St.	16	13	3	0	.813	1980	1995	19	17	
SW Texas State	2	1	1	0	.500	1993	1994	19	20	
Stephen F. Austin	1	0	1	0	.000	1995	1995	7	26	
Still	1	1	0	0	1.000	1921	1921	66	0	
Upper Iowa	20	10	7	3	.575	1895	1928	13	13	
Waterloo HS	7	7	0	0	1.000	1896	1912	39	0	
Waterloo YMCA	1	1	0	0	1.000	1898	1898	23	0	
Wayne State (NE)	2	2	0	0	1.000	1976	1988	77	0	
Weber State	3	2	1	0	.667	1978	1991	38	21	
Western Illinois	24	17	7	0	.708	1967	1995	38	7	
Western Kentucky	4	2	2	0	.500	1975	1992	34	6	
Western Michigan	17	4	11	2	.294	1930	1949	6	20	
Western Union	2	1	1	0	.500	1923	1926	23	0	
Wheaton	1	1	0	0	1.000	1960	1960	21	18	
William Penn	20	10	5	5	.750	1901	1932	13	0	
Winona State	2	2	0	0	1.000	1984	1995	48	3	
WI-LaCrosse	1	1	0	0	1.000	1983	1983	41	0	
WI-Platteville	1	1	0	0	1.000	1915	1915	82	0	
WI-Stevens Point	1	1	0	0	1.000	1972	1972	40	6	
WI-Whitewater	4	4	0	0	1.000	1975	1984	73	7	
Woodbine	1	1	0	0	1.000	1901	1901	12	6	
Wyoming	1	0	1	0	.000	1993	1993	42	45	
Youngstown State	10	6	4	0	.600	1978	1992	7	19	

All-Time Scores



1895 (1-2-0)	
12	Coe.....10
4	Lennox.....12
0	Upper Iowa.....5
No Coach Designated	

1896 (4-3-0)	
5	Coe.....10
22	Waterloo High School.....0
0	Lennox.....42
0	Coe.....17
12	Cedar Valley Seminary.....0
28	Reinbeck High School.....10
6	Cedar Falls High School.....2
No Coach Designated	

1897 (5-1-0)	
56	Waterloo High School.....0
10	Ellsworth.....26
10	Coe.....8
10	Upper Iowa.....6
6	Waterloo High School.....0
16	Leander Clark.....12
Coach-Fred Wolff	

1898 (4-0-1)	
23	Waterloo YMCA.....0
40	Cornell.....0
18	Coe.....0
0	Upper Iowa.....0
11	Iowa.....5
Coach-E.K. Leighton	

1899 (1-3-2)	
0	Iowa.....22
6	Grinnell.....12
0	Cornell.....11
0	Iowa State.....0
57	Coe.....80
0	South Dakota.....0
Coach-Mr. Sweetland	

1900 (3-4-1)	
42	Waterloo High School.....0
0	Iowa.....68
6	Cornell.....6
12	Upper Iowa.....5
6	Coe.....16
5	Iowa State.....0
0	Simpson.....33
0	Drake.....50
Coach-Fred Williams	

1901 (3-4-1)	
11	Cornell.....6
0	Iowa.....16
0	Iowa State.....0
0	Drake.....32
6	Simpson.....6
16	William Penn.....0
72	Des Moines Univ.....0
12	Woodbine.....6
0	Coe.....6
6	Iowa.....10
Coach-G.B. Affleck	

1902 (1-6-1)	
5	Iowa.....63
12	Cornell.....11
5	Drake.....36
12	Coe.....18
6	William Penn.....6
8	Light Guards.....16
0	Iowa State.....52
5	Simpson.....17
Coach-Charles A. Pell	

1903 (4-3-1)	
0	Iowa Training.....0
0	Iowa.....29
55	Lennox.....0
28	William Penn.....0
18	Cornell.....5
33	Morningside.....0
6	Coe.....28
5	Des Moines.....17
Coach-Charles A. Pell	

1904 (5-3-1)	
76	Iowa Training.....5
36	Simpson.....0
0	Iowa State.....17
17	Cornell.....10
5	Iowa.....11
75	Coe.....0
6	William Penn.....6
6	Drake.....26
6	Creighton.....0
Coach-Charles A. Pell	

1905 (5-3-2)	
23	Waterloo High School.....6
23	Charles City.....0
0	Iowa State.....29
12	Iowa Training.....6
0	Cornell.....0
5	Iowa.....41
6	Coe.....6
6	William Penn.....12
31	Ellsworth.....0
0	Morningside.....0
Coach-Charles A. Pell	

1906 No Football	
1907 No Football	

1908 (5-0-0)	
54	Fairbank High School.....0
22	Lennox.....0
18	Ellsworth.....5
15	Ellsworth.....0
16	Charles City.....0
Coach-Clayton B. Simmons	

1909 (6-0-0)	
28	Charles City.....0
36	Lennox.....0
32	Loras.....16
24	Grinnell.....6
5	Coe.....0
6	Leander Clark.....0
Coach-Clayton B. Simmons	

1910 (1-4-1)	
63	Lennox.....0
0	Leander Clark.....0
3	Simpson.....6
0	Ellsworth.....17
6	Grinnell.....24
6	Loras.....17
Coach-J.O. Perrine	

1911 (3-2-1)	
27	Waterloo High School.....0
17	Ellsworth.....5
0	Leander Clark.....6
6	Cornell.....31
0	Loras.....0
11	Simpson.....6
Coach-H.F. Pasini	

1912 (5-2-1)	
7	Iowa.....35
7	Grinnell.....38
6	Coe.....0
0	Leander Clark.....0
7	Loras.....3
6	Ellsworth.....3
17	Upper Iowa.....2
39	Waterloo High School.....0
Coach-H.F. Pasini	

1913 (2-3-1)	
3	Iowa.....45
0	Ellsworth.....6
12	Grinnell.....0
0	Leander Clark.....0
12	Upper Iowa.....0
0	Drake.....25
Coach-Allen Berkstresser	

1914 (2-5-1)	
6	Des Moines.....0
0	Iowa.....95
0	Ellsworth.....26
6	Dubuque.....6
7	William Penn.....19
0	Upper Iowa.....12
13	Iowa Wesleyan.....0
3	Drake.....14
Coach-Allen Berkstresser	

1915 (3-3-0)	
7	Dubuque.....25
10	Loras.....13
61	Upper Iowa.....19
82	Wisconsin-Platteville.....0
9	Morningside.....20
24	Ellsworth.....0
Coach-Allen Berkstresser	

1916 (1-7-0)	
0	Iowa State.....12
7	Morningside.....38
0	Upper Iowa.....27
0	Cornell.....27
0	Dubuque.....20
3	Buena Vista.....7
2	Dubuque.....30
13	Ellsworth.....0
Coach-Allen Berkstresser	

1917 (2-3-0)	
42	Iowa Wesleyan.....0
0	Camp Funston.....32
0	Upper Iowa.....7
10	Des Moines.....0
0	William Penn.....6
Coach-J.O. Perrine	

1918 (1-3-0)	
0	Morningside.....28
0	Upper Iowa.....6
19	Camp Dodge.....0
3	Coe.....52
Coach-Russell Glaesner	

1919 (2-4-1)	
0	Cornell.....14
0	William Penn.....0
7	Upper Iowa.....19
2	Morningside.....41
51	Ellsworth.....0
71	Dubuque.....0
0	Des Moines.....6
Coach-Ivan Doseff	

1920 (4-2-1)	
0	Coe.....10
14	Buena Vista.....0
21	William Penn.....0
14	Parsons.....0
38	Ellsworth.....0
14	Loras.....14
0	Des Moines.....6
Coach-Ivan Doseff	

1921 (5-1-1)	
7	Coe.....13
66	Still.....0
18	Buena Vista.....0
56	Ellsworth.....0
0	Upper Iowa.....0
19	Parsons.....7
14	William Penn.....6
Coach-L.L. Mendenhall	

1922 (5-2-0)	
3	Cornell.....0
0	Buena Vista.....3
7	Simpson.....6
20	Ellsworth.....3
0	Parsons.....3
21	William Penn.....0
14	Upper Iowa.....12
Coach-L.L. Mendenhall	

1923 (3-3-1)	
0	St. Ambrose.....0
7	Dubuque.....17
7	Iowa Wesleyan.....0
35	Ellsworth.....0
0	Simpson.....13
7	Upper Iowa.....0
2	Western Union.....6
Coach-L.L. Mendenhall	

1924 (2-5-0)	
0	St. Ambrose.....3
54	Iowa Wesleyan.....6
0	Simpson.....13
0	William Penn.....3
0	Parsons.....2
0	Upper Iowa.....6
19	Dubuque.....6
Coach-L.L. Mendenhall	

1925 (5-1-2)	
30	Ellsworth.....0
21	Iowa Wesleyan.....3
0	Simpson.....23
20	Luther.....9
0	William Penn.....7
14	Upper Iowa.....7
16	Northeast Missouri.....0
3	Colorado State.....3
Coach-Paul Bender	

1926 (5-3-0)	
20	St. Thomas.....0
23	Western Union.....0
34	Buena Vista.....0
0	William Penn.....14
3	Luther.....0
13	Upper Iowa.....6
7	Parsons.....20
0	Colorado State.....12
Coach-Paul Bender	

1927 (7-0-1)	
6	St. Thomas.....6
9	Iowa Wesleyan.....0
6	Buena Vista.....0
12	William Penn.....7
41	Luther.....7

20	Northern Illinois.....6
14	Upper Iowa.....6
32	Parsons.....0
Coach-Paul Bender	

1928 (5-1-3)	
0	Coe.....32
34	Iowa Wesleyan.....0
40	William Penn.....0
39	Northern Illinois.....0
13	Upper Iowa.....13
0	Grinnell.....0
0	Parsons.....0
12	Luther.....0
12	Des Moines.....7
Coach-Paul Bender	

1929 (3-4-0)	
0	Coe.....7
7	Simpson.....0
0	Northeast Missouri.....14
13	William Penn.....7
6	Grinnell.....21
6	Luther.....7
19	Parsons.....6
Coach-Paul Bender	

1930 (2-5-1)	
6	Loras.....0
13	Luther.....0
2	Coe.....13
0	William Penn.....0
0	Simpson.....6
0	Western Michigan.....26
0	Eastern Michigan.....19
0	Grinnell.....12
Coach-L.W. "Mon" Whitford	

1931 (3-5-0)	
19	Loras.....0
0	Grinnell.....12
12	William Penn.....3
6	Luther.....13
9	Simpson.....12
0	Western Michigan.....14
0	Eastern Michigan.....32
6	Coe.....0
Coach-L.W. "Mon" Whitford	

1932 (5-3-1)	
7	Loras.....0
13	William Penn.....0
13	Cornell.....0
0	Luther.....13
13	Morningside.....0
0	Western Michigan.....26
7	Simpson.....7
12	Eastern Michigan.....6
7	Coe.....13
Coach-L.W. "Mon" Whitford	

1933 (3-6-0)	
12	Loras.....0
7	Cornell.....13
13	Grinnell.....6
6	Western Michigan.....8
0	Coe.....19
0	Morningside.....6
0	Simpson.....13
6	Eastern Michigan.....19
25	Luther.....13
Coach-John Baker	



PANTHERS

All-Time Scores

1934 (3-3-2)	
18 Cornell	0
33 Eastern Michigan	0
0 Western Michigan	7
0 Coe	7
6 Simpson	6
12 Grinnell	2
0 Luther	0
Coach-John Baker	

1935 (4-2-2)	
0 Cornell	0
0 Eastern Michigan	3
21 Western Michigan	14
0 Coe	18
32 Simpson	7
7 Grinnell	7
41 Morningside	7
22 South Dakota State	13
Coach-Thomas Johnson	

1936 (5-2-2)	
0 Iowa State	0
24 Grinnell	0
0 North Dakota	19
21 Coe	0
12 Western Michigan	6
21 Haskell	0
0 South Dakota State	13
0 Morningside	0
7 Nebraska-Omaha	7
Coach-Clyde Starbeck	

1937 (2-4-3)	
12 Iowa State	14
20 Grinnell	20
0 North Dakota	21
0 Western Michigan	7
6 Coe	6
33 South Dakota State	0
0 South Dakota	13
13 Nebraska-Omaha	0
Coach-Clyde Starbeck	

1938 (3-5-0)	
10 Grinnell	0
0 Western Michigan	20
7 North Dakota State	14
14 Coe	0
7 Morningside	13
14 Emporia State	13
2 South Dakota	26
6 Nebraska-Omaha	13
Coach-Clyde Starbeck	

1939 (5-3-1)	
12 Northeast Missouri	0
0 Creighton	26
6 North Dakota	19
7 Emporia State	34
13 Western Michigan	13
16 Coe	0
7 Morningside	0
14 South Dakota	0
19 North Dakota State	0
Coach-Clyde Starbeck	

1940 (8-1-0)	
0 Creighton	20
15 North Dakota	0
13 North Dakota State	7
20 Western Michigan	19
13 Kansas State-Pitt.	6
13 Morningside	0

12 South Dakota State	2
27 Nebraska-Omaha	7
52 Simpson	7
Coach-Clyde Starbeck	

1941 (5-3-0)	
21 South Dakota State	0
32 North Dakota	10
13 Morningside	0
7 Western Michigan	28
6 Kansas State-Pitt.	12
51 North Dakota State	6
0 Drake	13
34 Nebraska-Omaha	13
Coach-Clyde Starbeck	

1942 (6-1-0)	
38 South Dakota State	0
27 North Dakota State	19
6 Western Michigan	14
26 Morningside	6
36 South Dakota	0
27 Drake	12
48 Nebraska-Omaha	0
Coach-Clyde Starbeck	

1943
No Football (War Years)

1944
No Football (War Years)

1945 (3-3-0)	
38 Central (IA)	14
13 Iowa State	48
19 Loras	14
7 Hamline	27
58 South Dakota State	7
6 Drake	53
Coach-Clyde Starbeck	

1946 (4-1-2)	
6 South Dakota State	6
18 Iowa State	20
46 Hamline	6
0 Western Michigan	0
38 Morningside	0
21 North Dakota State	0
46 Drake	0
Coach-Clyde Starbeck	

1947 (5-3-1)	
14 Iowa State	31
21 North Dakota	0
13 North Dakota State	12
33 Emporia State	6
0 Western Michigan	14
31 Morningside	13
6 Drake	6
39 Augustana	0
7 Bowling Green	19
Coach-Clyde Starbeck	

1948 (7-3-0)	
7 Iowa State	27
32 Morningside	0
6 Drake	0
33 South Dakota State	7
13 Western Michigan	6
26 North Dakota	14
34 Augustana	0
0 Emporia State	26
19 North Dakota State	0
7 Dayton	33
Coach-Clyde Starbeck	

1949 (5-2-0)	
6 Western Michigan	20
27 North Dakota State	6

13 South Dakota State	14
40 North Dakota	0
49 Augustana	0
30 Morningside	10
21 South Dakota	14
Coach-Clyde Starbeck	

1950 (4-4-0)	
13 South Dakota State	34
33 North Dakota	21
33 North Dakota State	25
8 Iowa State	26
18 Drake	34
34 Augustana	13
13 Morningside	7
7 South Dakota	14
Coach-Clyde Starbeck	

1951 (3-4-0)	
6 South Dakota State	48
49 North Dakota	19
14 North Dakota State	27
6 Drake	39
67 Augustana	7
27 Morningside	7
7 South Dakota	25
Coach-Clyde Starbeck	

1952 (6-2-0)	
12 Drake	14
32 North Dakota State	0
27 Coe	24
27 North Dakota	14
47 Augustana	0
28 Morningside	26
20 South Dakota	34
47 South Dakota State	34
Coach-Clyde Starbeck	

1953 (6-3-0)	
20 Central Michigan	34
19 South Dakota State	52
21 Coe	7
34 North Dakota	6
27 North Dakota State	21
39 Augustana	13
34 Morningside	20
34 South Dakota	27
20 Drake	27
Coach-Clyde Starbeck	

1954 (3-5-0)	
21 Central Michigan	42
39 North Dakota State	0
12 Drake	14
14 North Dakota	13
50 Augustana	0
12 Morningside	20
33 South Dakota	34
20 South Dakota State	41
Coach-Clyde Starbeck	

1955 (8-1-0)	
26 Hastings	7
21 South Dakota State	34
21 Drake	14
32 North Dakota State	0
13 North Dakota	7
28 Augustana	7
13 Morningside	12
33 South Dakota	26
33 Mankato State	7
Coach-Clyde Starbeck	

1956 (2-5-1)	
20 Drake	0
44 Northeast Missouri	26
6 Augustana	13
20 Morningside	20
19 North Dakota	20

19 South Dakota	20
27 South Dakota State	31
13 North Dakota State	19
Coach-Clyde Starbeck	

1957 (5-3-0)	
12 Drake	34
20 South Dakota State	23
18 North Dakota State	0
35 Northeast Missouri	13
54 Augustana	12
7 Morningside	21
27 North Dakota	20
27 South Dakota	7
Coach-Clyde Starbeck	

1958 (4-5-0)	
29 Bradley	12
25 Mankato State	0
21 North Dakota State	11
20 Drake	16
15 Augustana	26
18 Morningside	26
0 North Dakota	14
8 South Dakota State	13
14 South Dakota	38
Coach-William Hammer	

1959 (6-3-0)	
22 Bradley	15
21 Mankato State	0
22 North Dakota State	32
14 Drake	6
6 Augustana	7
22 Morningside	14
14 North Dakota	9
6 South Dakota	27
14 South Dakota State	12
Coach-William Hammer	

1960 (9-1-0)	
41 Mankato State	16
19 North Dakota State	7
14 Drake	3
27 Augustana	7
26 Morningside	0
7 North Dakota	0
40 South Dakota	0
12 South Dakota State	0
21 Wheaton	18
Mineral Water Bowl	
6 Hillsdale	17
Coach-Stan B. Sheriff	

1961 (7-2-0)	
37 Bradley	6
19 Mankato State	0
33 North Dakota State	8
6 Drake	21
34 Augustana	6
43 Morningside	14
25 North Dakota	0
27 South Dakota	7
13 South Dakota State	36
Coach-Stan B. Sheriff	

1962 (7-1-1)	
27 Bradley	6
20 Mankato State	8
28 South Dakota	0
33 North Dakota State	0
15 Drake	21
21 Morningside	18
13 North Dakota	8
13 South Dakota State	13
21 Augustana	15
Coach-Stan B. Sheriff	

1963 (5-3-1)	
12 Northern Michigan	11
14 Mankato State	14

33 South Dakota	6
0 North Dakota State	21
12 Drake	21
49 Morningside	14
9 North Dakota	0
13 South Dakota State	27
45 Augustana	6
Coach-Stan B. Sheriff	

1964 (9-2-0)	
14 Northern Michigan	7
36 Mankato State	0
7 North Dakota State	14
34 North Dakota	0
41 Drake	14
24 Morningside	14
49 Augustana	0
23 South Dakota State	14
13 South Dakota	6
9 Northern Illinois	14
Pecan Bowl	
19 Lamar Tech	17
Coach-Stan B. Sheriff	

1965 (4-5-0)	
7 Northern Michigan	10
16 Southern Illinois	23
7 North Dakota State	20
0 North Dakota	34
7 Drake	31
14 Morningside	7
27 Augustana	21
41 South Dakota State	0
41 South Dakota	0
Coach-Stan B. Sheriff	


1966 (4-5-0)	
0 Northern Michigan	21
6 Drake	9
10 North Dakota	23
28 Augustana	7
7 Southern Illinois	30
2 Morningside	0
13 South Dakota State	7
14 South Dakota	30
41 North Dakota State	14
Coach-Stan B. Sheriff	

1967 (7-3-0)	
3 Northern Michigan	7
12 Western Illinois	0
9 North Dakota State	10
7 North Dakota	0
23 Augustana	10
7 Drake	10
29 Morningside	19
17 South Dakota State	16
15 South Dakota	7
14 Eastern Michigan	6
Coach-Stan B. Sheriff	

1968 (5-5-0)	
13 Northern Michigan	24
33 Western Illinois	6
14 North Dakota	10
34 Augustana	12
38 South Dakota State	10
21 Drake	19
13 Morningside	14
7 South Dakota	13
15 North Dakota State	31
7 Eastern Michigan	34
Coach-Stan B. Sheriff	

1969 (5-5-0)	
14 Northern Michigan	24
10 Central Michigan	28
10 Augustana	21
24 South Dakota State	14
23 Drake	13
30 Morningside	7

All-Time Scores



14	South Dakota	2
13	North Dakota State	41
40	North Dakota	10
14	Western Illinois	23

Coach-Stan B. Sheriff

1970 (2-8-0)		
0	Northern Michigan	21
9	Central Michigan	27
24	South Dakota State	8
17	South Dakota	41
13	Drake	0
10	North Dakota State	43
6	North Dakota	41
10	Augustana	20
7	Western Illinois	29

Coach-Stan B. Sheriff

1971 (4-5-0)		
9	Northeast Missouri	22
7	Eastern Kentucky	21
23	South Dakota State	0
8	South Dakota	0
0	Drake	28
21	Morningside	0
11	North Dakota State	23
10	North Dakota	23
17	Augustana	0

Coach-Stan B. Sheriff

1972 (4-6-0)		
41	WI-Stevens Point	6
14	Illinois State	24
21	Mankato State	0
7	South Dakota	21
0	North Dakota State	42
14	Drake	21
27	Morningside	13
9	North Dakota	38
32	South Dakota State	0
14	Augustana	20

Coach-Stan B. Sheriff

1973 (5-5-0)		
13	Kansas State-Pitt	0
20	Western Illinois	14
7	Mankato State	28
7	South Dakota	19
0	North Dakota State	21
31	Drake	3
28	Morningside	14
17	North Dakota	14
0	South Dakota State	16
0	Augustana	36

Coach-Stan B. Sheriff

1974 (5-4-1)		
31	Kansas State-Pitt	22
14	Western Illinois	40
28	Mankato State	28
20	North Dakota State	0
26	North Dakota	42
41	Drake	17
49	Morningside	14
23	Augustana	38
22	South Dakota State	21
14	South Dakota	26

Coach-Stan B. Sheriff

1975 (9-3)*		
14	Eastern Illinois	8
30	Nevada-Las Vegas	48
35	Mankato State	6
23	North Dakota State	16
20	North Dakota	21
27	Drake	24
21	Morningside	14
20	Augustana	14
14	South Dakota State	3
45	South Dakota	19
49	Wisconsin-	

Whitewater	6
12 Western Kentucky	14

*Includes NCAA Div. II game
with Western Kentucky
Coach-Stan B. Sheriff

*Includes NCAA Div. II game with Western Kentucky

Coach-Stan B. Sheriff

1976 (8-3)		
7	Northern Michigan	41
34	Nebraska-Omaha	13
1	at St. Cloud State	0
24	at North Dakota	22
7	at Augustana	6
38	Wayne State	0
37	Morningside	7
13	South Dakota State	16
14	at South Dakota	7
9	North Dakota State	10
47	at WI-Whitewater	20

Coach-Stan B. Sheriff

1977 (6-5)		
21	Northeast Missouri	31
7	at Northern Michigan	41
31	Eastern Illinois	21
0	at North Dakota State	58
9	North Dakota	6
27	Augustana	35
17	Nebraska-Omaha	19
30	at Morningside	13
23	at South Dakota State	12
34	South Dakota	14
27	St. Cloud State	14

Coach-Stan B. Sheriff

1978 (2-9)		
15	Wisconsin-Whitewater	12
14	Youngstown State	31
22	at Eastern Illinois	38
0	at Weber State	35
14	at Nebraska-Omaha	17
35	North Dakota	17
14	at North Dakota State	42
7	Western Illinois	21
9	South Dakota State	10
18	Northern Michigan	20
28	at Akron	39

Coach-Stan B. Sheriff

1979 (6-5)		
0	Minnesota-Morris	13
11	at Northern Michigan	7
21	North Dakota State	10
15	Nebraska-Omaha	39
0	at Youngstown State	29
20	Akron	17
38	at Western Illinois	25
7	at South Dakota State	14
10	Eastern Illinois	7
23	at South Dakota	9
17	Western Kentucky	24

Coach-Stan B. Sheriff

1980 (7-4)		
8	at Nebraska-Omaha	32
31	Weber State	10
49	Arkansas Tech	10
16	at Northern Michigan	20
35	Western Illinois	28
30	Southeast Missouri	7
41	Southwest Missouri	0
38	at Youngstown State	17
9	at Eastern Illinois	14
14	South Dakota	16
63	Evansville	33

Coach-Stan B. Sheriff

1981 (5-6)		
30	Drake	39

21	Grand Valley State	20
14	at Idaho	59
21	at Montana	42
13	Northern Michigan	17
14	at Western Illinois	21
20	at Southwest Missouri	17
38	Eastern Illinois	17
42	Nebraska-Omaha	13
17	at South Dakota	34
45	Youngstown State	43

Coach-Stan B. Sheriff

1982 (4-6-1)		
13	at Drake	40
10	Southwest Missouri	0
10	Eastern Illinois	10
21	Western Illinois	9
13	Idaho	38
17	at Southeast Missouri	20
33	Northern Michigan	14
0	at Nevada-Reno	37
7	at North Dakota State	12
41	South Dakota	31
13	at Youngstown State	25

Coach-Stan B. Sheriff

1983 (6-5-0)		
34	Drake	10
0	at Indiana State	26
13	at Southwest Missouri	35
9	Southern Illinois	52
32	at Western Illinois	26
41	Wisconsin-La Crosse	0
0	at Eastern Illinois	13
23	Youngstown State	13
26	at Northern Michigan	45
20	at Central Missouri	7
30	Northwest Missouri	21

Coach-Darrell Mudra

1984 (9-2)		
37	Winona State	0
33	at Drake	28
24	Southwest Missouri	10
30	Western Illinois	17
10	at Southern Illinois	40
73	Wisconsin-Whitewater	7
16	at Youngstown State	6
40	Northern Michigan	24
17	at Eastern Illinois	27
34	Central Missouri	0
48	Northwest Missouri	10

Coach-Darrell Mudra

1985 (11-2)		
9	at Drake	24
10	at Kansas State	6
38	at Southwest Missouri	17
37	Delaware State	17
48	at Western Illinois	14
24	Indiana State	7
50	Youngstown State	26
15	at Illinois State	3
21	Eastern Illinois	20
49	Northwest Missouri	0
41	Northeast Missouri	24
17	Eastern Washington+	14
33	Georgia Southern++	40

+NCAA 1-AA Quarterfinal

++NCAA 1-AA Semifinal

Coach-Darrell Mudra

1986 (7-3-1)		
16	at Mankato State	16
17	at Kansas State	0
45	Southwest Missouri	3
36	Arkansas-Pine Bluff	7
30	at Eastern Illinois	31
24	at Southern Illinois	27

32	Western Illinois	30
25	at Montana State	46
55	McNeese State	38
45	Indiana State	10
22	Illinois State	13

Coach-Darrell Mudra

1987 (10-4)		
34	at McNeese State	31
7	at Minnesota	24
53	Montana State	7
38	at Indiana State	14
16	Montana	33
38	at Iowa State	39
52	at Western Illinois	7
19	Eastern Illinois	17
17	at Southwest Missouri	13
20	Southern Illinois	3
48	Illinois State	17
31	Youngstown State+	28
49	Arkansas State+	28
41	at NE Louisiana St++	OT44

+NCAA 1AA Playoffs

Coach-Darrell Mudra

1988 (5-6)		
10	at Pittsburgh	59
59	Morgan State	10
9	Southwest Missouri	28
27	Western Illinois	28
17	at Iowa State	20
34	at Illinois State	7
17	at Eastern Illinois	15
6	Indiana State	24
12	at Northern Arizona	25
77	Wayne State (NE)	0
24	at Southern Illinois	21

Coach-Earle Bruce

1989 (8-3)		
14	Mankato State	22
10	at Kansas State	8
43	Fort Hays State	15
22	at Southwest Missouri	37
21	at Western Illinois	10
24	at Indiana State	21
39	Ferris State	3
31	Eastern Illinois	28
13	at Illinois State	32
38	Southern Illinois	14
47	Eastern Washington	21

Coach-Terry Allen

1990 (8-4)		
30	Southern Illinois	9
6	at Iowa State	35
23	at Oklahoma State	33
44	at Idaho State	10
31	Illinois State	0
50	Western Illinois	14
23	at Indiana State	33
16	at Eastern Illinois	10
20	Southwest Missouri St.	17
52	Clarion University	12
36	Northern Arizona	16
3	at Boise State+	20

+NCAA 1-AA Playoffs

Coach-Terry Allen

1991 (11-2)		
30	McNeese State	5
45	Augustana (SD)	22
20	at Southern Illinois	21
36	at Idaho	14
56	Morgan State	6
17	at Illinois State	14
49	at Western Kentucky	21
22	at Southwest Missouri St.	0
49	Indiana State	21
24	at Western Illinois	17

18	Eastern Illinois	17
38	Weber State+	21
13	at Marshall+	41

+NCAA 1-AA Playoffs

Coach-Terry Allen

1992 (12-2)		
21	at McNeese State	18
49	Idaho State	11
27	at Iowa State	10
41	Illinois State	14
34	Western Kentucky	6
30	at Southern Illinois	25
27	Idaho	26
34	at Indiana State	13
15	at Eastern Illinois	21
37	Western Illinois	6

Coach-Terry Allen

1993 (8-4)		
10	at McNeese State	27
42	at Wyoming	45
35	Jacksonville State	14
34	Southwest Texas	13

+NCAA 1-AA Playoffs

Coach-Terry Allen

1994 (8-4)		
20	at Southwest Missouri St.	14
17	Indiana State	10
31	Eastern Illinois	27
23	at Western Illinois	25
20	at Illinois State	19
48	Moorhead State	0
49	Southern Illinois	17
21	at Boston University+2OT	27

+NCAA 1-AA Playoffs

Coach-Terry Allen

1995 (8-5)		
28	at Iowa State	14
19	at Southwest Texas	20
12	Southwest Missouri	7
24	McNeese State	34
11	at Indiana State	10
19	at Eastern Illinois	7
24	Illinois State	17
36	Western Illinois	27
12	at Idaho	21
39	at Southern Illinois	7
27	Eastern Washington	17
20	at Montana+	23

+NCAA 1-AA Playoffs

Coach-Terry Allen

1995 (8-5)		
7	at Stephen F. Austin	26
13	at Iowa	34
55	Lock Haven	10
38	at Western Illinois	7
17	Eastern Illinois	7
27	Indiana State	10
13	Southern Illinois	0
19	at Southwest Missouri	17
29	at Illinois State	31
12	Idaho	16
48	Winona State	3
35	at Murray State+	34
24	at Marshall+	41

+NCAA 1-AA Playoffs

Coach — Terry Allen



All-Time Football Lettermen

All-Time Lettermen (Since 1937)

A —		Abel, Jason	1989	Bray, Carter	1981	Davis, Parnell	1989	Golly, Tracy	1987	Houser, Steven	1975
		Abney, Don	1947, 48, 49	Breitbart, Louis	1937	Davison, Brian	1995	Gonzalez, Luis	1985, 86	Howard, Sherrod	1985, 86, 87, 88
		Abrahamson, Dick	1958	Brinkley, Ronald	1954, 55	Day, Pat	1988, 89, 90	Goodvin, Elvin	1946, 47	Hudnutt, Michael	1990, 91, 92, 93
		Agnew, Dan	1965	Brinkman, Matt	1989, 90	Deike, Dallas	1973, 74, 75, 76	Goodwillie, Gene	1941	Huffman, Max	1956, 57, 58
		Aimable, Moses	1984, 85	Brinkman, Mike	1988, 89	Deines, Dana	1976, 77, 78, 79	Goree, Darryl	1982, 83	Hull, Chris	1990
		Aldrich, Charles	1974	Brown, Ed	1972, 73	Delaere, Marc	1992, 93, 94	Gougis, Jeff	1986	Hunemuller, Reed	1975, 76, 77, 78
		Aldrich, John	1973, 74	Brown, Jim	1949, 50	Derhammer, David	1966	Graham, Kevin	1981	Hunt, Bob	1941
		Allen, Andy	1995	Brown, Mike	1979, 80	DeVan, Paul	1945, 47, 48	Gray, Rodney	1990, 91, 92	Hutchings, James	1983, 84
		Alexander, Troy	1990, 91	Brown, Stanley	1947, 48, 49	Dhaemers, Steve	1989, 90, 91	Green, Larry	1967	I —	
		Allen, Andre	1991, 92, 93, 94	Brown, Sylvester	1990, 92, 93, 94	Dickens, Charles	1974, 75	Green, Troy	1989	Indvik, Bo	1941, 42
		Allen, Terry	1975, 76, 77, 78	Brown, Ted	1977	Dillavou, Darrell	1947	Gregory, John	1959	Ingalls, Steve	1980, 81, 82
		Alston, Barry	1973	Bruder, Marty	1984	Dockter, Owen	1977, 78, 79, 80	Griffin, Kenneth	1942, 46	Isaacson, Mike	1991, 92
		Anderson, Jeff	1994	Bryan, Fred	1980, 81, 82	Dodd, Ron	1972, 73, 74	Griffith, Donald	1939	Issak, Oliver	1954
		Anderson, Joe	1979, 80, 81, 82	Buchwald, Randall	1974, 75, 76	Donnel, Allen	1987	Griffith, Jerry	1979, 80, 81	J —	
		Anderson, Kevin	1986, 87, 88, 89	Buck, Don	1958	Donovan, Scott	1973	Griffin, Anthony	1993	Jackson, Carly	1981, 82
		Anderson, Mike	1991, 92, 93, 94	Bumgardner, Mark	1950, 51	Dooley, Troy	1994, 95	Grimes, Edward	1984, 85	Jackson, Doug	1987, 88
		Anderson, Wes	1987, 88	Burckhard, Wendlen	1938, 39	Dunn, LeRoy	1953, 54	Grove, Don	1954, 56	Jackson, Jim	1962, 63
		Angell, Mike	1985, 86	Burkle, Cory	1993, 94, 95	Dunnigan, Charlie	1959	Grover, Judd	1990	James, Paul	1972, 73, 74
		Arnold, Ed	1976, 77, 78	Burns, Peter	1989, 90, 91, 92	Durflinger, Scott	1991, 92, 93, 94	Grundty, Randy	1982	Jenkins, Charles	1983, 84
		Armstrong, Terry	1985, 86	Burdick, Harold	1949	Dutcher, George	1937, 38	Gulick, Bruce	1966, 67	Jensen, Milo	1939
		Arvidson, Tim	1980	Buser, Loren	1963, 64	E —		H —		Johansen, Norman	1941
		Asleson, George	1959	Bush, Delond	1993, 94, 95	Eagen, Todd	1986, 88, 89, 90	Haberman, Wayne	1977	Johnson, Doug	1974
		Austin, Brendan	1992, 93	Buss, Jeff	1982, 83, 84	Easter, Marcus	1994, 95	Hadennfeldt, Bob	1941, 45	Johnson, Jay	1989, 90, 91, 92
		Avelchas, Nick	1941, 42	Bute, Gordon	1937	Eastman, Dale	1976	Hadley, Ron	1978	Johnson, Jim	1979, 80, 81, 82
		B —		Butler, Doug	1951, 53, 54	Eckhardt, Skip	1978, 79, 80	Hagge, Lauren	1945	Johnson, Marvin	1967
		Bahr, Dennis	1962, 63	Button, Dennis	1962	Ehrig, Dave	1978, 79	Hahn, Bobby	1956, 57	Johnson, Mike	1979, 81, 82, 83
		Baker, Brian	1984, 85, 86, 87	Byrnes, Ray	1948, 49	Eichelberger, Don	1961	Hall, Lance	1995	Johnson, Steve	1991, 92
		Barbatti, Thomas	1966, 67	C —		Eilander, Darrin	1986, 87, 88, 89	Hall, Pat	1975, 76	Jones, Doug	1973, 74
		Barney, Willie	1993, 94, 95	Caballero, Mark	1984, 85	Eisenlauer, Richard	1950	Halligan, Pat	1955, 56	Jones, James	1987, 88, 89, 90
		Barnhart, Don	1940, 41	Cacek, Charles	1948	Eisenmenger, Pat	1973, 74, 75	Hamilton, Jeff	1976, 77	Jones, Jason	1995
		Barz, Kevin	1976, 77	Cade, Renaldo	1981	Ellingson, Rick	1977, 78	Hamilton, Scott	1979, 80, 81	Jones, Marvin	1937
		Basye, James	1965	Camarata, Lavene	1942	Elliot, Richard	1978, 80	Hammar, Greg	1993	Jones, Scott	1991
		Batten, Pat	1972, 73	Campbell, Dave	1986, 87, 88, 89	Ellis, Kelly	1977, 78, 79, 81	Hammond, Del	1964	Jones, Tom	1981, 82, 83
		Baumler, Brad	1988, 89, 90, 91	Campbell, Jim	1972, 73	Elsbernd, Ryan	1992, 93, 94	Hammond, Kevin	1992, 93, 94, 95	Judge, Joe	1991, 92
		Bayevsky, Jesse	1939	Campbell, Melvin	1974, 75, 76	Erion, Randy	1974	Hampton, Robert	1967	Junkman, Charles	1983, 84
		Beach, John	1949, 50	Campbell, Mike	1985, 86, 87, 88	Erstad, David	1976, 77, 78	Hamrock, Jason	1992, 93, 94, 95	Junkman, Randy	1970, 71
		Bealles, Bill	1983, 84, 85	Capitani, Ralph	1951, 53, 54	Etzel, Scott	1981, 82, 83	Hanning, Thomas	1974, 75, 76	K —	
		Bealles, Jeff	1984, 85, 86, 87	Cappaert, Jim	1982	Evans, Dave	1980	Hanley, Hurley	1959, 60	Kagan, Leo	1937, 38
		Beamon, Willie	1989, 90, 92	Carlo, Douglas	1974, 75, 76	F —		Hansen, Bryce	1966	Kalis, Ed	1950
		Beard, Steven	1993, 94, 95	Carlson, Luke	1986, 87, 88	Farley, Mark	1983, 84, 85, 86	Hansen, Denny	1986, 87	Kane, Allen	1937
		Becker, Howard	1960	Carson, Tim	1973, 74	Feddersen, Rory	1987, 88, 89, 90	Hansen, Pat	1986, 89	Kanne, Todd	1985
		Beetsch, Richard	1953, 54	Case, Walter	1947, 48	Fertig, Robert	1975, 76, 77	Hansen, Warren	1958, 59	Kaylor, Mahlon	1950, 51
		Behr, Ryan	1992, 93, 94, 95	Chambers, Bill	1945	Fiacco, Ron	1975, 76	Hanssen, Mark	1984, 85, 86, 87	Keith, Kevin	1990, 91
		Bellock, Cyril	1940, 41, 42	Chambers, Jeff	1985, 86, 87, 88	Finn, Howard	1939	Harken, Matt	1992, 93, 94, 95	Kelley, Matt	1994, 95
		Bellock, Vincent	1967	Christensen, Paul	1977, 78	Fisher, Bud	1948, 49, 50	Harms, Dennis	1972, 73	Kettner, Dennis	1967
		Berg, Chris	1994, 95	Christianson, W.	1940	Fisher, Donald	1953, 54	Harnack, Don	1987, 88	Key, Thelonious	1985, 86, 87, 88
		Bergstrom, Richard	1967	Church, Kenneth	1942	Fisk, Jack	1950	Harrington, Todd	1991, 92, 93, 94	Killins, Pete	1982
		Berry, Nelson	1979	Clapp, Chris	1994	Flynn, Paul	1986, 87, 88	Harris, Steve	1981, 82, 83, 84	King, Lynn	1965, 66
		Beverlin, Ken	1963, 64	Clarahan, Rick	1979	Fontana, Mike	1989, 90	Hartema, Ron	1964	King, Ron	1981, 83
		Bice, Greg	1958	Clark, Ralph	1982, 83, 84	Formanek, Larry	1979, 80	Hartman, Dean	1959	Klahn, Scott	1991, 1993
		Bienfang, Homer	1947, 48, 49, 50	Clark, William	1974, 76, 77	Formanek, Richard	1954, 55	Hartung, Dan	1978, 79	Klavas, Bob	1976, 77
		Bitcon, Lawrence	1953, 54	Clayton, Alonzo	1994, 95	Foster, Jerry	1953, 55	Harvey, Ken	1980, 81	Klieman, Chris	1986, 87, 89, 90
		Blaha, Dale	1974	Clement, Larry	1966	Foster, Jerry	1959	Hawthorne, Greg	1994, 95	Klostermann, Barry	1986, 87
		Blankenberg, Steve	1973	Clemmenson, Harvey	1945	Fox, Terry	1965, 66	Hayes, Brad	1979, 80, 81, 82	Knapczyk, Ken	1984
		Boals, Dan	1960, 61	Cochrane, Clark	1956	Francke, Scott	1985, 86	Healy, Dennis	1966	Knock, Bob	1955, 56
		Bock, Michael	1966	Cook, Carroll	1937	Fransen, Jim	1973, 74	Heimsoth, Jay	1994, 95	Koch, Les	1963, 64
		Bohnsack, Lou	1950, 51	Cook, Ray	1982, 84, 85	Fredericks, Chris	1991, 92	Hein, Mark	1986, 87, 88, 89	Kolpin, Mike	1985, 86, 87, 88
		Boland, Art	1938, 39	Corner, Tank	1991, 92	Freebolin, Fred	1981, 82, 83, 84	Helgeson, Jeff	1993, 94, 95	Kolsrud, Don	1954
		Bonnette, Seth	1989, 90	Cory, Mark	1981	Freeman, Roger	1955, 56	Helmer, Danny	1987	Kolthoff, Ken	1984, 86, 87
		Bonsall, Duane	1957, 58	Coughlin, Kevin	1977	Freney, William	1990, 91, 92	Hendrickson, Mark	1976, 77, 78, 79	Koos, Dave	1956
		Borland, Glen	1957	Cowan, Spencer	1983, 84, 85, 86	Friess, Doug	1982, 83	Herridiska, Mike	1989	Kortemeter, Karl	1974
		Borman, Eric	1990	Cox, Dave	1960, 61	Friess, Keith	1987	Herrin, John	1990, 91, 92, 93	Korver, Doug	1963, 64
		Bormann, Eric	1992	Cox, Louis	1986, 87	Frisk, Charles	1972, 73	Hershberger, James	1954, 55	Kothe, Jacob	1992, 93, 94, 95
		Bostic, Alan	1987, 88	Cramer, Dean	1953	Fullbright, Mark	1978, 79, 80	Hill, Cedric	1983, 84	Kovacevich, Bill	1965, 66
		Botkin, Mark	1985, 86, 87, 88	Crane, Bob	1959, 60	Fuller, Joe	1982, 83, 84, 85	Hill, Charlie	1961	Kraft, Mike	1989, 90
		Bowen, Dick	1941, 42	Crew, Leland	1949, 50	Fulton, Derrick	1994, 95	Hill, Eric	1981	Kratky, Robert	1953
		Bowler, Dan	1992, 93, 94, 95	Cribbs, William	1947	G —		Hill, John	1984, 85, 86, 87	Krebs, Walt	1975, 76
		Bowman, Carl	1960	Crouch, George	1987, 88	Gant, Richar	1947	Hillman, Mike	1973	Kroemer, Ken	1959, 60
		Boyd, Carl	1985, 86, 87	Culver, Mark	1995	Gardner, Scott	1984, 85	Hines, Jerry	1987, 88	L —	
		Bratschie, Jeff	1982	Curry, Mike	1977, 78	Gau, Mike	1979, 80	Hoagland, Rodney	1953, 54	Lafollette, Andy	1994, 95
		Braunschweig, R.	1950	Cutshall, Bob	1941	Gehrke, Brad	1989, 90	Hobbs, Kirk	1980, 81, 82	Lakin, Jeffrey	1974, 75, 76
		D —		Damron, Jim	1958	Geise, Doran	1978, 79	Hodam, Rick	1967	Lanaghan, Richard	1953, 54
		Daniels, Clarence	1973	Daniels, Clarence	1973	Gentzler, Dave	1978, 80	Hoffa, Randy	1975, 76, 77	Lancaster, Aaron	1991
		Daniels, Mike	1982, 83	Daniels, Mike	1982, 83	Ginn, Bryan	1976, 77	Holcomb, Randy	1983, 84	Landau, Arthur	1953, 54
		Davis, Carl	1975, 76	Davis, Carl	1975, 76	Gipper, Tim	1981	Holmes, Mark	1981, 82, 83	Lang, Terry	1978, 79
		Davis, Cleo	1974	Davis, Cleo	1974	Girdner, Jeff	1979, 80	Holt, Greg	1980	Lange, Dick	1962
		Davis, Damian	1988, 89	Davis, Damian	1988, 89	Glass, Myron	1991, 92, 93, 94	Honsbruch, Merlyn	1941	Lanning, Jim	1981, 82
						Goff, Mark	1982	Hougom, Steve	1988, 89	Lappe, Graydon	1947

All-Time Football Lettermen



Larimore, Don	1948	Moore, Randy	1977	Q — Quirarte, Tony	1980	Shimp, Martin	1941
Lee, Bob	1946, 47, 48, 49	Moretz, Brian	1992, 93, 94, 95	R — Rabey, Howard	1937, 38	Shirk, Clifford	1939
Lee, John E.	1992, 92, 93, 94	Morgan, Jerry	1959	Raffensperger, John	1959, 60	Sickles, Sid	1963
Lee, John P.	1990, 91, 92, 93	Morris, Andy	1995	Rainbow, Bud	1949, 50	Siddens, Robert	1947
Lee, Terry	1989	Morrison, Dick	1984	Ramthum, David	1977, 78, 79, 80	Simkus, Tony	1950
Leonardelli, Terry	1975, 76	Morrison, Greg	1985	Ranum, Brad	1990	Simpson, Bill	1954
Leonardelli, Todd	1977, 78	Morrison, Ken	1983, 85	Rater, Larry	1967	Sims, Marvin	1994
Lewis, Davey	1981	Morrison, Mike	1994, 95	Rauch, Karl	1951, 53	Skain, Dick	1949
Lewis, Jim	1981, 82	Moses, Neal	1976	Reading, Jason	1990, 91, 92, 93	Skibsted, Dave	1973
Linn, Aaron	1940, 41	Moses, Tim	1984, 85	Reimer, Rick	1980	Sloan, Marvin	1955, 56
Linsenmeyer, Jeremy	1993, 94, 95	Mosley, Tim	1990, 91, 92, 93	Reinhardt, Eldon	1960, 61	Smallwood, Scott	1986, 87
Lippman, Matt	1994	Mote, Kevin	1985, 86, 87	Remmert, Brad	1993, 94	Smiley, Mike	1980
Lister, Charles	1990, 91	Mulholland, Ed	1966	Remmert, Chad	1990	Smith, Bill	1966
Long, Troy	1982	Mumma, D.J.	1991, 92, 93, 94	Remmert, Dennis	1956, 58	Smith, Casey	1990, 91, 92, 93
Lounsbury, Steve	1971, 72, 73	Murphy, Tom	1956	Reyerson, Mace	1958, 59	Smith, Jack	1958
Loving, Jason	1946, 47	Muyengwa, Tendai	1995	Reynolds, Jerry	1953, 54	Smith, Jason E.	1992
Lynch, Pat	1976, 77, 78	N — Nelson, Rick	1982, 83	Rial, Tim	1990, 91, 92	Smith, Jason L.	1991
Lyons, Darryl	1981, 82	Nelson, Simon	1990, 91, 92	Riebe, Harland	1938, 39	Smith, Kris	1973
Lyons, Edward	1939	Nelson, Walter	1994	Roberts, Hugh	1938	Smith, Mike	1984, 85, 86, 87
Lyons, Eric	1994, 95	Nepote, Rick	1979	Roberts, Keelan	1977, 78, 80	Smith, Morris	1956
M — Maas, Jim	1940, 41	Netusil, Clay	1984, 85, 86	Roberts, Lew	1956	Smith, Lyle	1953
MacAllister, Jack	1946	Neuwohner, Jon	1979, 80	Roberts, Phil	1963, 64, 65	Smith, Robert	1966
MacDonald, Joel	1992	Nixon, Tom	1976	Roberts, Tom	1981, 82, 83	Smith, Tom	1973
Macklin, Ken	1988, 89	Nordlie, Craig	1980, 81, 82	Roberts, Tom	1984, 85	Soli, Terry	1976
Magrane, Jerry	1951	Norenberg, Stan	1955	Robinson, Daniel	1984, 85	Sonnenberg, Al	1960
Mallander, Chris	1987	Norman, Larry	1972, 73, 74	Roby, Bill	1981	Sorensen, Hans	1948, 49, 50
Malone, Terrance	1995	Norris, Jeremy	1992	Roby, Kelson	1979	Sovereign, George	1949
Manigault, Joe	1975, 76, 77	Nuss, Chris	1989, 90, 91, 92	Roderick, Ron	1957	Sovich, Frank	1955, 56
Maragos, Nicholas	1974, 75, 76	O — Obermeier, Scott	1992, 93	Rogers, Larry	1976	Spahn, Jim	1976, 77
Marbles, Derrick	1991, 92, 93, 94	O'Brien, Joe	1981, 82, 83, 84	Rohlfen, LaVerne	1948, 50, 53	Spani, Jim	1982
Marchman, Otis	1995	Oden, Markel	1981, 82, 83, 84	Rokes, Tracy	1982, 83	Spanjers, Matt	1977, 78
Martin, Scott	1992	Oddo, Pat	1980	Roloff, Harlan	1947, 48, 49	Spann, Dannie	1995
Marsden, Clement	1939	O'Donnell, Brett	1991, 92, 93, 94	Root, John	1980, 81, 82	Speicher, Al	1983, 85
Martin, Dale	1942	O'Donnell, Jim	1972, 73	Rosene, Vernon	1953, 54	Spoden, Steve	1985, 86, 87, 88
Martin, Leon	1940, 41	Ogren, Bob	1948, 49	Rosien, James	1953, 54	Squire, Rick	1977, 78, 79, 80
Martin, Ralph	1950	Olin, Dick	1965	Ross, Phil	1973, 74	Squiers, Curt	1959
Matthews, Dave	1965	Olinsky, Mike	1977	Rowray, Richard	1951	Stegall, Rod	1977, 78
Masonholder, Merle	1963, 64	Oliphant, Rich	1962, 63	Rubie, Russ	1985, 86, 87, 88	Steines, Mark	1983, 84
McCabe, Ben	1938, 39	Olsen, Christian	1995	Rush, Dan	1987, 88, 89, 90	Steinkamp, Gene	1940, 41
McCleary, Garland	1985	Ori, Frank	1984, 85	S — Sabus, Larry	1956	Stelk, Jeff	1982
McCleary, Jason	1991, 92, 93, 94	Orth, Terry	1984, 85, 86	Safly, Jason	1990	Stelken, Art	1983, 85, 86
McComas, Rob	1989, 90, 91, 92	Otto, Nick	1977, 78	St. Meyer, Steve	1995	Stephenson, Kent	1962, 63
McCorvey, Dave	1985, 86, 87	Owen, Ron	1965	Salinas, Steve	1994	Stevens, Bob	1960, 61
McDermott, Don	1946, 47, 48	Owens, Scott	1982, 83, 84, 85	Salmon, Bill	1973, 74	Stewart, Don	1980, 81, 82
McFadden, James	1982, 83	P — Page, Earl	1947	Salmon, Marc	1993, 94, 95	Stolz, Todd	1989, 90
McFarland, Scott	1990	Panasci, Frank	1941	Salz, Mark	1979, 80, 81, 82	Storbeck, Bob	1984, 85, 86
McKenzie, Ray	1955	Parson, Merritt	1947	Sanders, Al	1980	Stovall, Jeff	1993, 94, 95
McMahon, Brad	1976	Pastorino, Charles	1939, 40, 41	Sanders, Mario	1983, 84	Stratton, Ed	1978, 79, 80
McNeal, Kenny	1980	Pattee, Andy	1994, 95	Sandifer, Brian	1989	Stratton, Marty	1973, 74, 75, 76
McNeal, Stephn	1982, 83	Paulsen, Arnold	1951	Sandon, Steve	1979, 80, 81	Streets, Scott	1994, 95
McPherson, Ted	1963, 64	Paulsen, William	1950, 51	Sanford, Darnell	1961	Strickland, Maceo	1994, 95
Mehrl, Jeff	1989, 90	Paup, Bryce	1986, 87, 88, 89	Santee, Claude	1939	Strottman, Bill	1965
Melchert, Randy	1983, 84, 85	Peedersen, Ray	1965, 66	Saxon, Henry	1984, 85	Sullivan, John	1958
Messingham, Court.	1986, 88, 89	Peebles, Errol	1985, 86, 87, 88	Scalissi, Tom	1973, 74, 75, 76	Sutherland, Kerry	1980
Meyer, Dave	1982	Peitler, Steve	1988, 89	Schipper, Travis	1994, 95	Swisher, Kurt	1976, 77
Micho, Jim	1990	Pena, Javier	1990, 91, 92, 93	Schmitt, Al	1984	Szopinski, Terry	1981, 82, 83
Mikesh, Marvin	1955	Penelton, James	1994	Schoenenberger, J.	1978	T — Talton, Tyree	1995
Milliner, Chris	1980, 81, 82, 83	Petersen, Duane	1988, 89, 90, 91	Schonert, Steve	1980, 81, 82	Tatoian, Mike	1980, 81, 82
Miller, Dick	1965	Peterson, Scott	1975, 77, 78	Schooley, Dave	1973, 74	Taylor, Anthony	1992, 93, 94, 95
Miller, Jim	1950, 51	Peterson, Tim	1987, 88, 89, 90	Schooley, Phil	1967	Taylor, Bryan	1983
Miller, Larry	1982, 83, 84	Phipps, Neil	1976, 77	Schramm, Earl	1942	Tegeler, Rod	1977, 78
Miller, Lloyd	1941	Pilcher, Jon	1992, 93, 94, 95	Schuler, Doug	1970, 71	Tenpenny, Tracy	1988, 89, 90, 91
Miller, Richard	1966	Pinkham, Thomas	1966, 67	Schulte, Charles	1958, 59	Thomas, Clayton	1955, 56
Miller, Robert	1947, 48, 49	Pippett, Mark	1987	Schultz, Mike	1988, 89, 90, 91	Thomas, Jim	1973, 74
Miller, Tim	1993, 94, 95	Pitlik, James	1975, 76, 77, 78	Schultz, Randy	1963, 64	Thomas, Troy	1982, 83, 84
Minnick, Phil	1962, 63	Podemski, James	1938	Schultz, Roger	1980, 81	Thomsen, Ralph	1965, 66
Minnick, Ted	1960, 61	Popovic, Milo	1988, 89	Schwartz, Bill	1960, 61	Thompson, Brett	1990
Minnieweather, D.	1993	Porter, James	1994, 95	Schwartz, Ken	1973, 74	Thompson, Larry	1961, 62
Mitchell, Brian	1989, 90, 91	Powell, Earl	1995	Scott, Randy	1973, 74	Thorne, Brian	1981
Mitchell, Pat	1959, 60, 61	Pratt, David	1989	Scriven, Lon	1966	Thorp, Kevin	1979, 80
Mohling, Paul	1947	Price, Anthony	1985, 86, 87, 88	Seiple, Larry	1982	Threatt, Ed	1990, 91, 92, 93
Mohr, Bruce	1965, 66	Price, Dwayne	1982, 83, 84, 85	Shafraath, Jerry	1981, 82	Timmermans, Mike	1973, 74
Molstead, Mike	1983, 84	Price, Rick	1964, 65	Sharar, Lincoln	1992, 93, 94, 95	Toben, Josh	1992, 93, 94, 95
Monroe, Tony	1990, 91, 92, 93	Prior, Don	1949, 50	Shaw, Mike	1976, 77, 79	Todd, Danny	1979, 80
Monson, Chad	1990, 91, 92			Shedd, Kenny	1989, 90, 91, 92	Tollefson, David	1953, 54
Montgomery, Bruce	1962, 63			Shelton, Chris	1990, 91, 92, 93	Toom, Michael	1966
Montgomery, Norm	1977, 78			Sherman, Walt	1949	Trosky, Gregg	1978

U — Urbanek, Justin 1995
Ursini, Mike 1982

V — VanOort, Larry 1961, 62
Vaughn, James 1982, 83
Vice, Jason 1993, 95
Voggeessor, Roy 1953, 54

W — Wachenheim, James 1953
Wachenheim, Lee 1947, 49, 50, 51
Waite, Mike 1989
Walker, Thomas 1953, 54
Wallace, Greg 1988, 89, 90
Wallace, Joseph 1990, 91, 92, 93
Waller, Matt 1993, 94, 95
Walter, Eric 1995
Ward, Dedric 1993, 94, 95
Ware, Doug 1983, 84
Warner, Kurt 1990, 91, 92, 93
Washington, Maurice 1978
Waskosky, John 1983
Waters, Duane 1960, 61
Watson, Eric 1981
Webster, Kevin 1980, 81, 82
Weed, Gerald 1947
Weissenburger, Tom 1982
Wellbrock, Richard 1990, 91
Wentzel, Bob 1975, 76, 77
White, Eric 1985, 86, 87
White, Gary 1963
Whiteley, Frank 1949
Whitver, Mark 1976, 77, 78
Wiegmann, Bruce 1960, 61
Wilcox, Gary 1959, 60
Willard, Kevin 1983, 85, 86, 87
Williams, Bob 1946, 47
Williams, Brandon 1995
Williams, Glenn 1993, 94
Williams, John 1949
Williams, John 1967
Williams, Pat 1983, 84, 85, 86
Williams, Pat 1988, 89, 90, 91
Williams, Robert 1983, 84, 85
Williams, Wendell 1959, 60
Willett, Mike 1976, 79
Wilson, Darren 1984, 85
Wilson, Mark 1979, 80, 81, 82
Wissler, Harvey 1947
Wistey, Glenn 1946
Wittman, Ed 1941
Woepking, Warren 1966, 67
Wohlers, Bill 1958
Wolf, Paul 1991, 92, 93, 94
Wolter, Greg 1975
Womochil, Jim 1987, 88, 89
Woodley, Mike 1970, 71, 72, 73
Woolhiser, Eugene 1951
Wright, Dennis 1962
Wright, Steve 1977, 78, 79, 80
Wright, William 1938, 39
Wright, Woody 1987, 88

X —

Y — Yancey, Franchot 1982
York, Bill 1950
Young, Charles 1990, 91
Yount, Dave 1982

Z — Zablouil, Bob 1946
Zumbach, Brad 1980

COACHING HISTORY

COACH	W	L	T	YEARS	TITLES
No Coach	5	5	0	1895-96	0
Fred Wolff	5	1	0	1897	0
E.K. Leighton	4	0	1	1898	0
Sweetland	1	3	2	1899	0
Fred Williams	3	4	1	1900	0
G.B. Affleck	5	3	2	1901	0
Charles Pell	15	15	5	1902-05	0
No Football				1906-07	
C.B. Simmons	11	0	0	1908-09	0
J.O. Berrine	3	7	1	1910, '17	0
H.F. Pasini	8	4	2	1911-12	0
A. Berkstresser	8	18	2	1913-16	0
Russell Glaesner	1	3	0	1918	0
Ivan Doseff	6	6	2	1919-20	0
L.L. Mendenhall	15	11	2	1921-24	0
Paul Bender	25	9	6	1925-29	2
L.W. Whitford	10	13	2	1930-32	0
John Baker	6	9	2	1933-34	0
Thomas Johnson	4	2	2	1935	0
Clyde Starbeck	95	58	10	1936-42, '45-57	8*
No Football				1943-44	
William Hammer	10	8	0	1958-59	0
Stan Sheriff	129	101	4	1960-82	4*, 2#
Darrell Mudra	43	16	1	1983-87	2 1/2+
Earle Bruce	5	6	0	1988	0
Terry Allen	63	24	0	1989-95	5+
Totals	480	326	47	1895-1995	24

*Iowa Conference Title

#North Central Conference Title

+Gateway Conference Title

AFCA (American Football Coaches of America) All-Time District and Regional Coaches of Year

1960	District 6 Coach of Year	Stan Sheriff
1975	District 6 Coach of Year	Stan Sheriff
1985	Region 4 Coach of Year	Darrell Mudra
1992	Region 5 Coach of Year	Terry Allen

Paul Bender




Clyde
Starbeck



Stan Sheriff



Darrell Mudra



Year-by-Year Results

YEAR	GMS	WON	LOST	TIED	PCT.	OWN PTS.	OPP. PTS.	HEAD COACH
1895	3	1	2	0	.333	16	27	No Coach
1896	7	4	3	0	.571	73	81	No Coach
1897	6	5	1	0	.833	108	52	Fred Wolff
1898	5	4	0	1	.900	92	5	E.K. Leighton
1899	6	1	3	2	.333	63	45	Mr. Sweetland
1900	8	3	4	1	.438	71	178	Fred Williams
1901	10	5	3	2	.600	135	78	G.B. Affleck
1902	8	1	6	1	.188	53	219	Charles A. Pell
1903	8	4	3	1	.563	145	79	Charles A. Pell
1904	9	5	3	1	.611	227	75	Charles A. Pell
1905	10	5	3	2	.600	112	74	Charles A. Pell
1906-1907	NO FOOTBALL							
1908	5	5	0	0	1.000	125	100	Clayton Simmons
1909	6	6	0	0	1.000	131	22	Clayton Simmons
1910	6	1	4	1	.250	78	64	J.O. Perrine
1911	6	3	2	1	.583	61	48	H.F. Pasini
1912	8	5	2	1	.688	85	81	H.F. Pasini
1913	6	2	3	1	.417	27	76	A. Berkstresser
1914	8	2	5	1	.313	35	172	A. Berkstresser
1915	6	3	3	0	.500	193	77	A. Berkstresser
1916	8	1	7	0	.125	25	161	A. Berkstresser
1917	5	2	3	0	.400	52	45	J.O. Perrine
1918	4	1	3	0	.250	22	86	Russell Glaesner
1919	7	2	4	1	.357	131	80	Ivan Doseff
1920	7	4	2	1	.643	101	30	Ivan Doseff
1921	7	5	1	1	.786	180	26	L.L. Mendenhall
1922	7	5	2	0	.714	65	27	L.L. Mendenhall
1923	7	3	3	1	.500	58	36	L.L. Mendenhall
1924	7	2	5	0	.286	73	39	L.L. Mendenhall
1925	8	5	1	2	.750	104	45	Paul Bender
1926	8	5	3	0	.625	100	52	Paul Bender
1927*	8	7	0	1	.938	140	32	Paul Bender
1928*	9	5	1	3	.813	150	52	Paul Bender
1929	7	3	4	0	.429	51	62	Paul Bender
1930	8	2	5	1	.313	21	76	L.W. Whitford
1931	8	3	5	0	.375	52	86	L.W. Whitford
1932	9	5	3	1	.611	72	65	L.W. Whitford
1933	9	3	6	0	.333	69	97	John Baker
1934	8	3	3	2	.500	101	41	John Baker
1935	8	4	2	2	.625	123	69	Thomas Johnson
1936	9	5	2	2	.667	91	45	Clyde Starbeck
1937	9	2	4	3	.389	97	94	Clyde Starbeck
1938	8	3	5	0	.375	60	99	Clyde Starbeck
1939	9	5	3	1	.611	94	92	Clyde Starbeck
1940#	9	8	1	0	.889	165	68	Clyde Starbeck
1941	8	5	3	0	.625	164	82	Clyde Starbeck
1942##	7	6	1	0	.857	208	51	Clyde Starbeck
1943-1944	NO FOOTBALL (War Years)							
1945	6	3	3	0	.500	141	163	Clyde Starbeck
1946#	7	4	1	2	.714	175	32	Clyde Starbeck
1947##	9	5	3	1	.611	164	101	Clyde Starbeck
1948#	10	7	3	0	.700	177	113	Clyde Starbeck
1949##	7	5	2	0	.714	186	64	Clyde Starbeck
1950	8	4	4	0	.500	159	174	Clyde Starbeck

YEAR	GMS	WON	LOST	TIED	PCT.	OWN PTS.	OPP. PTS.	HEAD COACH
1951	7	3	4	0	.429	176	172	Clyde Starbeck
1952#	8	6	2	0	.750	240	146	Clyde Starbeck
1953	9	6	3	0	.667	248	207	Clyde Starbeck
1954	8	3	5	0	.375	201	164	Clyde Starbeck
1955	9	8	1	0	.889	220	114	Clyde Starbeck
1956	8	2	5	1	.313	168	149	Clyde Starbeck
1957	8	5	3	0	.625	200	130	Clyde Starbeck
1958	9	4	5	0	.444	150	156	William Hammer
1959	9	6	3	0	.667	141	122	William Hammer
1960#	10	9	1	0	.900	213	71	Stan B. Sheriff
1961##	9	7	2	0	.778	237	118	Stan B. Sheriff
1962##	9	7	1	1	.833	191	89	Stan B. Sheriff
1963	9	5	3	1	.611	187	120	Stan B. Sheriff
1964##	11	9	2	0	.818	269	100	Stan B. Sheriff
1965	9	4	5	0	.444	160	146	Stan B. Sheriff
1966	9	4	5	0	.444	121	141	Stan B. Sheriff
1967	10	7	3	0	.700	136	85	Stan B. Sheriff
1968	10	5	5	0	.500	195	173	Stan B. Sheriff
1969	10	5	5	0	.500	192	183	Stan B. Sheriff
1970	10	2	8	0	.200	103	249	Stan B. Sheriff
1971	9	4	5	0	.444	106	117	Stan B. Sheriff
1972	10	4	6	0	.400	178	185	Stan B. Sheriff
1973	10	5	5	0	.500	132	165	Stan B. Sheriff
1974	10	5	4	1	.550	268	248	Stan B. Sheriff
1975	12	9	3	0	.750	310	193	Stan B. Sheriff
1976	11	8	3	0	.727	231	139	Stan B. Sheriff
1977	11	6	5	0	.545	232	269	Stan B. Sheriff
1978	11	2	9	0	.188	185	282	Stan B. Sheriff
1979	11	6	5	0	.545	162	194	Stan B. Sheriff
1980	11	7	4	0	.636	334	187	Stan B. Sheriff
1981+	11	5	6	0	.455	275	322	Stan B. Sheriff
1982+	11	4	6	1	.409	178	229	Stan B. Sheriff
1983	11	6	5	0	.545	228	248	Darrell Mudra
1984+	11	9	2	0	.818	366	169	Darrell Mudra
1985++	13	11	2	0	.846	392	212	Darrell Mudra
1986	11	7	3	1	.682	347	221	Darrell Mudra
1987++	14	10	4	0	.714	463	261	Darrell Mudra
1988	11	5	6	0	.455	292	239	Earle Bruce
1989	11	8	3	0	.727	302	241	Terry Allen
1990++	12	8	4	0	.667	334	209	Terry Allen
1991++	13	11	2	0	.846	417	220	Terry Allen
1992++	14	12	2	0	.857	405	202	Terry Allen
1993++	12	8	4	0	.667	350	238	Terry Allen
1994++	12	8	4	0	.667	271	204	Terry Allen
1995++	13	8	5	0	.615	337	236	Terry Allen

1895-

1995 853 480 326 47 .590

*Iowa Conf. Title

+Shared Mid-Continent Conf. Title

++Gateway Conf. Title

#North Central Conf. Title

##Shared North Central Conf. Title

All-Conference Selections (since 1936)

1936

Paul Jones, E
Melvin Nelson, C
Bernard Schmidt, T

1937

Paul Jones, E
John Magovich, HB

1938

George Dutcher, HB
Leo Kagan, G

1939

Wendlen Burckhard, FB
Leo Kagan, G
James Podemski, T
Hugh Roberts, G

1940

Wendlen Burckhard, FB
Milo Jensen, T
Benny McCabe, HB
Harland Riebe, E
Bill Wright, G

1941

Don Barnhart, T
Cy Bellock, HB
Bob Hunt, E
Aaron Linn, G
Leon Martin, T
Charles Pastorino, HB

1946

Nick Avelchas, E
Cy Bellock, E
Pudge Camarata, HB
Jason Loving, T
Paul Salzman, G
Bob Williams, HB

1947

Paul DeVan, HB
Bob Williams, HB

1948

Paul DeVan, HB
Elvin Goodvin, HB
Jason Loving, T
Lee Wachenheim, T
Harvey Wissler, G

1949

Don Abney, C
Stanley Brown, T
Chuck Cacek, HB
Paul DeVan, HB
Bob Miller, G
Robert Ogren, T
Lee Wachenheim, T

1950

Home Bienfang, HB
Bud Fisher, HB
Hans Sorenson, G
Lee Wachenheim, E

1951

Lou Bohnsack, C
Leland Crew, HB
Mahlon Kaylor, E

1952

Lou Bohnsack, C
John Corey, FB
Mahlon Kaylor, E
Bill Olson, HB
Karl Raush, G
Bud Rowray, T

1953

Dick Beetsch, E
Ralph Capitani, HB
LeRoy Dunn, T
Art Landau, HB
Jim Wachenheim, G

1954

Dick Beetsch, E
LeRoy Dunn, T

1955

LeRoy Dunn, T (MVP)
Dick Formanek, G
Jim Rosien, E

1956

Dick Formanek, G

1957

Bob Knock, C
Tom Murphy, HB
Morris Smith, G
Lou Roberts, HB

1958

Bob Hahn, HB
Dennis Remmert, T

1959

Warren Hansen, HB
Dennis Remmert, T
John Sullivan, G

1960

George Asleson, G
Jerry Morgan, QB (MVB)
Mace Reyerson, E
Charles Schulte, C
Wendell Williams, G

1961

Dan Boals, FB (MVB)
Al Sonnenberg, T
Wendell Williams, G

1962

Dan Boals, FB (MVB)
Ted Minnick, T

1963

Jim Jackson, G
Randy Schultz, FB
Larry Thompson, HB

1964

Merele Masonholder, T
Phil Minnick, G (MVL)
Randy Schultz, FB (MVB)

1965

Loren Buser, LB
Merle Masonholder, T
Ray Pedersen, G
Randy Schultz, FB (MVB)

1966

Terry Fox, HB
Ray Pedersen, G
Rick Price, E

1967

Larry Clement, LB
Ray Pedersen, DT (MVP)
Bill Smith, DHB

1968

Dan Goddard, OG
Tom Pinkham, DHB
John Williams, LB
Warren Woepking, C

1969

Larry Green, DE
Jim Luhling, DHB
James Rudd, DG
John Williams, LB

1970

Doug Walter, MG

1971

Mike Allen, DE
Bob Lee, LB
Larry Skartvedt, SE
Mike Woodley, FS

1972

Tom Jones, OT
Mike Woodley, FS

1973

Steve Lounsberry, C
Mike Woodley, FS

1974

Pat Batten, RB
Charles Frisk, OG
Nick Maragos, DB
Dave Schooley, SE

1975

Randy Erion, DT
Nick Maragos, DB
Bill Salmon, QB
Dave Schooley, WR
Mike Timmermans, OT

1976

Mel Campbell, DT
Dallas Deike, OT
Nick Maragos, FS
Neal Moses, RB
Marty Stratton, DE

1977

Kevin Barz, OT
Kelly Ellis, RB
Jim Spahn, C

1978

First Team: Paul Christensen, OT

1979

First Team: Kelly Ellis, TB
Owen Dockter, DT
Danny Todd, DB
Second Team: Dave Ehrig, OT
Terry Lang, K
Ed Stratton, DE
Dave Ramthun, DT
Matt Spanjers, LB

1980

First Team: Steve Schonert, K
Owen Dockter, DT
Danny Todd, SS
Second Team: Ken Harvey, SE
Skip Eckhardt, OG
Steve Sandon, QB
Chris Miliner, TB
Ed Stratton, DE
Dave Ramthun, DT
Larry Formanek, LB
John Root, WS

1981

First Team: Ken Harvey, SE
Roger Schultz, OT
Steve Sandon, QB
Steve Schonert, K
John Root, WS
Second Team: Kirk Hobbs, WR
Scott Hamilton, OG
Jerry Griffith, DE
Joe Anderson, LB
Player of Year: Steve Sandon, QB

1982

First Team: Steve Ingalls, OL
Steve Schonert, K
Craig Nordlie, Ret. Spec.
Mark Salz, NG
John Root, DB
Second Team: Darryl Goree, SE
Kevin Webster, OL
Mark Wilson, LB
Joe Anderson, LB
Tom Jones, DB

1983

First Team: James Hutchings, TE
Darryl Goree, WR
John Waskosky, OL
Larry Miller, QB
Joe Fuller, DB
Mike Johnson, P
Second Team: Scott Etzel, OL
Chris Miliner, RB

Mike Molstead, K
Joe O'Brien, DL
Mark Holmes, LB
James McFadden, LB

1984

First Team: Marty Bruder, TE
Ralph Clark, OL
Steve Harris, RB
Mike Molstead, K
Joe O'Brien, DL
Mark Farley, LB
Joe Fuller, DB
Clay Netusil, P
Second Team: Bill Bealles, OL
Dwayne Price, DL
Henry Saxon, LB
Charles Jenkins, DB

1985

First Team: Edward Grimes, DE
Terry Orth, DT
Mark Farley, ILB
Joe Fuller, CB
Moses Aimable, CB
Second Team: Mike Smith, QB
Carl Boyd, HB
Scott Francke, SE
Al Speicher, OT
Bill Bealles, OT
Frank Ori, OG
Mark Caballero, OG
Jeff Bealles, DE
Henry Saxon, OLB

1986

First Team: Carl Boyd, RB
Brian Baker, TE
Jeff Bealles, DE
Mark Farley, ILB
Clay Netusil, P
Second Team: Mike Smith, QB
Scott Francke, WR
Mark Hanssen, OC
Terry Orth, DT
Dave McCorvey, DB
Honorable Mention: Louis Cox, OG
Art Stelken, DE
Spencer Cowan, OLB
Chris Klieman, DB

1987

First Team: Jeff Bealles, DE
Carl Boyd, RB
Louis Cox, OG
Kevin Anderson, DB
Mark Hanssen, C
Sherrad Howard, TE
Mike Smith, QB
Second Team: Wes Anderson, WR
Ken Kolthoff, OT
Bryce Paup, LB

All-Conference Selections

Honorable Mention: John Hill, LB
Chris Klieman, S

1988

First Team: Sherrod Howard, TE
Doug Jackson, P-K

Second Team: George Crouch, C

Mark Botkin, OT

Russ Rubie, OG

Tim Peterson, DE

Mike Kolpin, LB

Mark Hein, OLB

Honorable Mention: Errol

Peebles, RB

Wes Anderson, FL

James Jones, DE

Mike Campbell, DT

Bryce Paup, OLB

1989

First Team: Milo Popovic, WR

Brian Mitchell, K

James Jones, DT

Bryce Paup, LB

Second Team: David Campbell, OG

Mark Hein, S

1990

First Team: Mike Fontana, C

Brian Mitchell, PK

James Jones, LB

Willie Beamon, DB

Second Team: Jay Johnson, QB

Chris Nuss, TE

Kenny Shedd, WR

Seth Bonnette, OT

Todd Eagen, DE

Matt Brinkman, LB

Chris Klieman, DB

Honorable Mention: Rory

Feddersen, WR

William Freeney, LB

Dan Rush, P

1991

First Team: Jay Johnson, QB

Chris Nuss, TE

Kenny Shedd, WR

Steve Dhaemers, OT

Brian Mitchell, PK

William Freeney, LB

Second Team: Pat Williams, OG

Kevin Keith, LB

Duane Petersen, DB

Tim Mosley, P

Honorable Mention: Charles

Lister, RB

Casey Smith, DL

Simon Nelson, DB

Defensive Player of Year: William

Freeney

Bruce Craddock Gateway Coach of
the Year: Terry Allen

1992

First Team: Willie Beamon, DB

Peter Burns, LB

William Freeney, LB

John Herrin, OT

Tim Mosley, P

Chris Nuss, TE

Scott Obermeier, PK

Kenny Shedd, WR

Casey Smith, DL

Second Team: Tank Corner, RB

Jay Johnson, QB

Jason McCleary, DB

Joseph Wallace, DB

Honorable Mention: Andre Allen,

LB

Tony Monroe, DL

Donald Mumma, C

Defensive Player of Year: William

Freeney

Bruce Craddock Gateway Coach of

the Year: Terry Allen

1993

First Team: Andre Allen, LB

Dan Bower, OT

Myron Glass, DB

Matt Harken, TE

Jason McCleary, DB

Brian Moretz, NT

Donald Mumma, OC

Matt Waller, PK

Dedric Ward, WR

Second Team: Scott Durflinger,

LB

Todd Harrington, DB

Brett O'Donnell, QB

Jeff Stovall, RB

Paul Wolf, LB

Honorable Mention: Ryan Behr,

DL

Kevin Hammond, LB

Jacob Kothe, WR

Jason McCleary, Ret. Spec.

Defensive Player of Year: Andre

Allen

Bruce Craddock Gateway Coach of

the Year: Terry Allen

1994

First Team: Andre Allen, LB

Dan Bower, OL

Myron Glass, DB

Matt Harken, TE

Jason McCleary, DB

Brian Moretz, NT

Dedric Ward, FL

Second Team: Scott Durflinger, LB

Todd Harrington, DB

Brett O'Donnell, QB

Jeff Stovall, RB

Paul Wolf, LB

Honorable Mention: Ryan Behr,

DL

Kevin Hammond, LB

Jake Kothe, WR

Jason McCleary, RS

All-Newcomer: Andy Pattee, OT

Marvin Sims, RB

Maceo Strickland, DB

Defensive Player of Year: Andre

Allen, LB

Bruce Craddock Gateway Coach of

Year: Terry Allen

1995

First Team: Chris Berg, QB

Dan Bower, OL

Brian Moretz, NT

Tyree Talton, DB

Dedric Ward, WR

Second Team: Ryan Behr, DL

Kevin Hammond, LB

Tim Miller, LB

Jon Pilcher, C

Jeff Stovall, RB

Honorable Mention: Matt

Harken, TE

Dannie Spann, LB


Anthony Taylor, RS

All-Newcomer: Dannie-Spann, LB

Tyree Talton, DB

Offensive Player of Year: Dedric

Ward, WR



UNI's Gateway Conference All-Decade Team

(Years Played in Gateway)

First Team: William Freeney, LB (1990-92)

James Jones, DL (1987-90)

Brian Mitchell, PK (1989-91)

Tim Mosley, P (1990-93)

Chris Nuss, TE (1989-92)

Bryce Paup, LB (1986-89)

Kenny Shedd, WR/RS (1989-92)

Honorable Mention: Andre Allen, LB (1991-94)

Willie Beamon, DB (1989-90, 1992)

Carl Boyd, RB (1985-87)

Mark Hanssen, OC (1985-87)

ACTIVE

Two-time all-American linebacker and Gateway Conference Defensive Player of the Year **Andre Allen** signed a free agent contract in 1995 with the Philadelphia Eagles but didn't survive the final cut. He's currently playing for the London Monarchs of the World Football League.




Defensive back **Willie Beamon** signed a free agent contract in 1993 with the New York Giants and still is playing defensive back for them.

Linebacker **William Freeney** signed with the Hamilton Tigercats of the Canadian Football League in 1993. He signed a contract with the Saskatchewan Rough Riders in 1994 and played with the Iowa



Barnstormers of the Arena League until a shoulder injury sidelined him last year. He's currently active with the Minnesota Fighting Pike of the Arena League.




Roughriders in the CFL and with the Shreveport Pirates of the CFL. He's currently active with the Minnesota Fighting Pike of the Arena League.

After signing a free agency with the Buffalo Bills in 1995, defensive back **Myron Glass** signed with the Rhein of the World League of Football this spring. Glass played for the Panthers from 1991-94.



Defensive back **Todd Harrington**, who played for the Panthers from 1991-94, signed with the Iowa Barnstormers of the Arena League in 1995, where he still plays.

Drafted in 1991, **James Jones** was selected by the Cleveland Browns in the third round. He moved over to the Denver Broncos last season.



Bryce Paup, a linebacker at UNI,



was picked up by the Green Bay Packers in the sixth round of the 1990 draft. He signed with the Buffalo Bills last season and was named the NFL Defensive Player of the Year.

Wide receiver and return specialist **Kenny Shedd** was drafted by the New York Jets in the fifth round of the 1993 draft. He signed with the Chicago Bears in 1994 but didn't make the final cut. He's currently active with Barcelona of the World League of American Football.



1994 Northern Iowa starting quarterback **Kurt Warner** signed with the Iowa Barnstormers of the Arena League last year, where he still plays.


FREE AGENTS

Tom Jones—1974 Kansas City Chiefs
 Larry Skartvedt—1974 Minnesota Vikings
 Tom Jones—1975 Los Angeles Rams
 Charlie Frisk—1976 Atlanta Falcons
 Kevin Barz—1977 New York Jets
 Steve Wright—1981 Dallas Cowboys
 Ken Harvey—1982 Minnesota Vikings, 1983 San Diego Chargers
 Mike Daniels—1983 Winnipeg Blue Bombers
 Steve Ingalls—1983 Seattle Seahawks
 Jim Lanning—1983 Dallas Cowboys
 Terry Szopinski—1983 Arizona Wranglers
 Scott Etzel—1984 Kansas City Chiefs
 Joe O'Brien—1984 Denver Broncos
 Steve Schonert—1984 Chicago Bears
 Mike Molstead—1985 Memphis Showboats
 Bill Bealles—1986 New Orleans Saints
 Steve Harris—1986 Minnesota Vikings
 Frank Ori—1986 Minnesota Vikings
 Troy Thomas—1986 Washington Redskins
 Allen Donnell—1987 Saskatchewan Roughriders
 Ken Knapczyk—1987 Chicago Bears (players' strike), Cincinnati Bengals
 Willie Beamon—1993 New York Giants
 Tim Mosley—1994 Denver Broncos, 1995 Memphis Mad Dogs
 Kurt Warner—1994 Green Bay Packers
 Andre Allen—1995 Philadelphia Eagles
 Myron Glass—1995 Buffalo Bills

FORMER PANTHERS IN THE PROS

- Linebacker **Peter Burns** played one year with the Cleveland Thunderbolts of Arena Football in 1993.
- **Loren Buser** played for SCI from 1963-65. He was drafted by the Montreal Alouettes of the Canadian league, where he played two seasons.
- **Phil Minnick** played for the Panthers from 1961-64 at linebacker, fullback and guard. Upon graduation, he played linebacker five years with the Winnipeg Blue Bombers in the Canadian league. A captain, he was named to the Canadian All-Star teams in 1966 and 1969. Knee surgery forced the early end to his career.
- All-American placekicker **Brian Mitchell** signed his first professional contract in 1994 with the Shreveport Pirates of the CFL after graduating in 1992, but was released during preseason camp. He played last year with St. Louis in the Arena League.
- Current assistant coach **Bill Salmon** was drafted in the 10th round by the Minnesota Vikings in 1976 but an off-season knee injury eventually led to the end of his playing career.
- Quarterback **Steve Sandon** was drafted by the New England Patriots in the 11th round in 1982.
- Running back **Randy Schultz** played football for State College of Iowa from 1963-65. He became the first SCI player to be drafted by the pros, going in the fifth round to the Cleveland Browns. He played for the Browns from 1966-67 and the New Orleans Saints two more seasons.
- All-American offensive guard **Mike Timmermans** was drafted in the 17th round by the Green Bay Packers in 1976.
- Despite an abundance of offensive line talent, the Dallas Cowboys kept free agent **Steve Wright** as one of 18 athletes who made the Rookie Class of 1981 because of "the potential he displayed in training camp." He was traded to Baltimore in 1983 and became its starting right guard. He signed with the Michigan Panthers in December of 1984, with his contract assigned to the Invaders following consolidation. In the spring of 1987, he was picked up by the Los Angeles Raiders. He announced his retirement in June of 1994. He played tight end and tackle at UNI.

Panther All-Americans



First Team Selections


1937—Paul Jones, End*
 1949—Paul DeVan, Halfback**
 1952—Lou Bohnsack, Center**
 1955—LeRoy Dunn, Tackle*
 1956—Dick Formanek, Tackle*
 1960—Jerry Morgan, Quarterback**
 George Asleson, Guard**
 1961—Wendell Williams, Guard**
 1962—Dan Boals, Fullback*
 1964—Randy Schultz, Fullback**
 1967—Ray Pedersen, Guard**
 1975—Mike Timmermans, Tackle**
 1985—Joe Fuller, Defensive Back+
 1987—Carl Boyd, Running Back+
 1990—Brian Mitchell, Placekicker**+&\$
 1991—Brian Mitchell, Placekicker**+&\$%
 1992—Kenny Shedd, Wide Receiver+
 Kenny Shedd, All-Purpose**&%
 William Freeney, Linebacker+&**&%
 1993—Andre Allen, Linebacker+
 1994—Andre Allen, Linebacker@**&
 1995—Dedric Ward, Flanker**@%&\$

Second Team Selections

1948—Jason Loving, Tackle**
 1959—Dennis Remmert, Tackle*
 1961—Wendell Williams, Guard*
 1973—Mike Woodley, Free Safety**
 1984—Joe O'Brien, Tackle**
 1986—Carl Boyd, Running Back#
 1987—Carl Boyd, Running Back**
 Jeff Bealles, End#
 1989—David Campbell, Guard&**
 Bryce Paup, Linebacker&
 1990—Seth Bonnette, Tackle&
 Kenny Shedd, Returns**
 1991—Kenny Shedd, Return**%
 William Freeney, Linebacker%
 1992—Scott Obermeier, Placekicker**
 1993—Andre Allen, Linebacker**&%!
 1994—Andre Allen, Linebacker%

Third Team Selections

1946—Pudge Camarata, Halfback**
 1960—Jerry Morgan, Quarterback**
 1962—Dan Boals, Fullback**
 1975—Bill Salmon, Quarterback**
 1976—Nick Maragos, Free Safety**



Dedric Ward



Andre Allen

1981—Ken Harvey, Split End**
 1987—Mark Hanssen, Center**
 Jeff Bealles, End**
 1988—Sherrod Howard, Tight End**
 1989—Bryce Paup, Linebacker**
 1992—Peter Burns, Linebacker%
 1993—Tim Mosley, Wide Receiver/P&
 1994—Jason McCleary, Defensive Back**%
 1995—Kevin Hammond, Linebacker%

Honorable Mention Selections

1939—Wendlen Burckhard, Halfback*
 Leo Kagan, Center*
 1940—Jim Podemski, Tackle*
 Hugh Roberts, Guard*
 1945—George Dutcher, Halfback*
 1946—Jason Loving, Tackle*
 1947—Paul DeVan, Halfback**
 Bob Williams, Halfback**
 1951—Lou Bohnsack, Center**
 1952—Maholon Kaylor, End**
 1954—Ralph Capitani, Quarterback**
 1956—Ron Brinkley, Fullback*
 1959—Dennis Remmert, Tackle**
 Bob Hahn, Halfback**
 1960—George Asleson, Guard*
 Warren Hansen, Halfback*
 1961—John Raffensberger, End*
 Al Sonnenberg, Tackle*
 Howie Becker, halfback*
 Dan Boals, Fullback***
 1962—Ted Minnick, Tackle*
 1963—Jim Jackson, Guard**
 Larry Thompson, Halfback*
 Phil Minnick, Guard*
 Randy Schultz, Fullback*
 1964—Phil Minnick, Guard**
 1965—Doug Kover, Center**
 1967—Bill Smith, Def. Halfback**
 1968—Tom Barbatti, Def. Guard**
 1969—John Williams, Linebacker**
 1969—Jim Rudd, Middle Guard**
 1972—Mike Woodley, Free Safety**

*Williamson Ratings

**Associated Press

+Kodak 1-AA

#Football News 1-AA

%Football Gazette

&Sports Network

\$Walter Camp


!College Football

@AFCA

1979—Owen Dockter, Tackle**
 Danny Todd, Defensive Back**
 1980—Chris Miliner, Running Back**
 1985—Mike Smith, Quarterback**
 Edward Grimes, End**
 Terry Orth, Tackle**
 Mark Farley, Linebacker**
 Moses Aimable, Defensive Back**
 Joe Fuller, Defensive Back**
 1986—Brian Baker, Tight End**
 Mike Smith, Quarterback**+
 Carl Boyd, Running Back**
 Jeff Bealles, End**
 Mark Farley, Linebacker**+
 Clay Netusil, Punter**
 1987—Mike Smith, Quarterback**
 Louis Cox, Guard**
 Sherrod Howard, Tight End**
 Kevin Anderson, Cornerback**
 1988—Sherrod Howard, Tight End%
 1990—Mike Fontana, Center&
 1991—Kenny Shedd, Returns&, Receiver%
 1992—Kenny Shedd, Wide Receiver&
 1993—Jason McCleary, Defensive Back&
 1994—Dedric Ward, Flanker&%
 Matt Harken, Tight End&%
 D.J. Mumm, Center&%
 Matt Waller, Kicker&%
 Jason McCleary, Defensive Back&
 Dan Bower, Offensive Line%
 Brian Moretz, Nose Tackle%
 Myron Glass, Defensive Back%
 1995—Brian Moretz, Nose Tackle%

UNI Athletics Hall of Fame Football Inductees

1985—Clyde "Buck" Starbeck
 L.L. Mendenhall
 1986—Stan Sheriff
 Dick Beetsch
 1987—Randy Schultz
 Duane Josephson
 1988—Loren Buser
 George Dutcher
 1989—Dan Boals
 1990—Jerry Morgan
 Charlie Pastorino
 1991—August "Pudge" Camarata
 Dennis Remmert
 1992—George Asleson
 Kelly Ellis
 1993—Burl Berry
 Paul DeVan
 1994—James Fox
 Curly Steinkamp
 Jim Harmon
 1995—Wendell Williams



William Freeney



Kenny Shedd

1960

George Asleson, G
Warren Hansen, HB
Jerry Morgan, QB
Charlie Schulte, C

1961

Dan Boals, FB
Carl Bowman, E
Bruce Wiegmann, HB
Wendell Williams, G

1962

Dan Boals, FB
Ted Minnick, T
Duane Waters, C
Bruce Wiegmann, HB

1963

Jim Jackson, G
Phil Minnick, FB
Larry Thompson, HB
Larry VanOort, C

1964

Ken Beverlin, G
Jim Jackson, G
Phil Minnick, G
Kent Stephenson, C

1965

Ken Beverlin, G
Loren Buser, FB
Del Hammond, E
Randy Schultz, FB

1966

James Bosye, T
Rick Price, E
Phil Roberts, T
Ralph Thomsen, FB

1967

Terry Fox, HB
Ray Pedersen, G/DT

1968

Robert Hampton, T
Thomas Pinkham, DB

Phil Schooley, QB
John Williams, LB

1969

Jim Rudd, DG
John Williams, LB

1970

Mike Filer, SE
Jim Luhning, DB
Randy Ruisch, SE
Gary Weber, QB

1971

Mike Allen, DT
Gene Dietrich, OT
Jim Gorsch, FB
Larry Skartvedt, FL

1972

Walt Fieseler, CB
Jerry Roling, DE
Ken Rosenkrans, G
Nelson White, DT
Mike Woodley, FS

1973

Steve Lounsberry, C
Mike Woodley, FS

1974

Pat Batten, HB
Ed Brown, DT
Charles Frisk, G
Larry Norman, SS

1975

Randy Erion, DT
Bill Salmon, QB
Jim Thomas, CB
Michael Timmermans, G

1976

Mel Campbell, NG
Dalas Dieke, OT
Nick Maragos, FS
Tom Scalissi, RB

1977

Kevin Barz, OT
William Clark, LB
Bob Klavas, TE
Neil Phipps, DT

1978

Terry Allen, QB
William Clark, LB
David Erstad, FS
Jim Pitlik, OG

1979

Ed Arnold, LB
Dana Deines, QB
Kelly Ellis, TB
Dave Erstad, FS

1980

Owen Dockter, DT
Skip Eckhardt, OG
Kelly Ellis, TB
Danny Todd, SS

1981

Joe Anderson, LB
Kelly Ellis, RB
Jerry Griffith, DE
Ken Harvey, SE
John Root, S
Steve Sandon, QB

1982

Joe Anderson, LB
Steve Ingalls, OT
John Root, S
Mike Tatoian, G

1983

Scott Etzel, C
James McFadden, LB
Joe O'Brien, NT
Marion Sanders, FL

1984

Charles Jenkins, S
Larry Miller, QB
Joe O'Brien, DT
Troy Thomas, OT

1985

Bill Bealles, OT
Mark Farley, LB
Joe Fuller, DB

1986

Carl Boyd, RB
Spencer Cowan, LB
Mark Farley, LB
Mark Hanssen, C
Mike Smith, QB

1987

Jeff Bealles, DE
Carl Boyd, RB
Mark Hanssen, C
John Hill, LB

1988

Chris Klieman, DB
Bryce Paup, LB
Russ Rubie, OG
Steve Spoden, OT

1989

David Campbell, OL
Mark Hein, LB
James Jones, LB
Bryce Paup, LB

1990

Mike Brinkman, DL
Todd Eagen, DL
Seth Bonnette, OL
James Jones, LB

1991

Brad Baumler, LB
Steve Dhaemers, OT
Kevin Keith, LB
Duane Petersen, DB
Pat Williams, OG

1992

Peter Burns, LB
William Freeney, LB
Jay Johnson, QB
Chris Nuss, TE
Kenny Shedd, WR

1993


Mike Hudnutt, OG
Tim Mosley, SE/P
Casey Smith, DE
Joseph Wallace, S
Kurt Warner, QB

1994

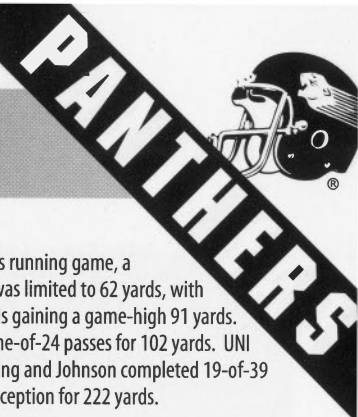
Andre Allen, LB
Jason McCleary, S
Donald Mumma, C
Brett O'Donnell, QB
Paul Wolf, LB

1995

Ryan Behr, OL
Troy Dooley, RB
Kevin Hammond, LB
Matt Harken, TE
Brian Moretz, NT



Northern Iowa Playoff History



1995 DIVISION 1-AA FIRST ROUND

November 25, 1995, at Murray, KY
(Attend. 7,633)

Northern Iowa	7	14	7	7	35
Murray State	0	14	7	13	34

HIGHLIGHTS: UNI advanced to the quarterfinal round after defeating fourth-ranked and fourth seed Murray State. The victory marked UNI's first road win in the 1-AA playoffs following five losses. The Panthers were one of two lower seeds to win their first-round games. UNI never trailed in the game. Alonzo Clayton tied a school playoff record with three TDs. MSU tied the game at 21-all with 9:05 left in the third quarter, but Chris Berg's 60-yard pass to Matt Harken with nine seconds left put the Panthers back up 28-21. MSU tied the game again with 10:24 remaining and Berg's 13-yard pass to Dedric Ward gave UNI a 35-28 lead. Matt Waller's fifth extra point of the day also tied a school playoff record. With 1:26 left, MSU scored on a seven-yard run, but Clayton blocked the extra point, snapping a streak of 79 straight PATs. Ward recovered the ensuing onside kick and UNI was able to run out the clock.

1995 DIVISION 1-AA QUARTERFINALS

December 3, 1995, at Huntington, WV
(Attend. 14,472)

Northern Iowa	14	0	3	7	24
Marshall	21	0	7	13	41

HIGHLIGHTS: UNI, ranked 18th and seeded 16th, fell to sixth-ranked and fifth seed Marshall. The Panthers never led in the game but did tie it twice, the last at 14-all with 5:23 left in the first quarter. The closest it could get after that was 21-17 with 10:30 left in the third quarter on a 42-yard field goal by Matt Waller. The Panthers kept up in the passing game, but gained only 36 yards rushing to Marshall's 251.

1994 DIVISION 1-AA FIRST ROUND

November 28, 1994, at Missoula, MT
(Attend. 7,958)

Northern Iowa	7	6	0	7	20
Montana	7	10	0	6	23


HIGHLIGHTS: UNI's fifth straight playoff appearance ended for the second year in a row in a first-round loss. The Panthers had chances to tie the game or go for the win on its last series, but Jeff Stovall was stopped for a loss of three yards on the Grizzlie 16 on a third-and-one play, and Matt Waller's 36-yard field goal attempt failed with 1:34 left in the game. Sylvester Brown rushed for a game-high 147 yards on 13 carries and Dedric Ward caught two passes for 77 yards, but UNI could not contain UM's Dave Dickenson, who completed 38-of-50 passes for 436 yards and two TDs. His leading receiver was Shalon Baker with eight catches for 145 yards.

1993 DIVISION 1-AA FIRST ROUND

November 27, 1993, at Boston, MA
(Attend. 6,882)

Northern Iowa	3	9	9	0	0	21
Boston University	0	6	7	8	0	27

HIGHLIGHTS: UNI, ranked 13th in the final Sports Network poll, traveled to sixth-ranked and fourth-seeded Boston University for the first round. After leading 12-6 at halftime and seemingly having the game under control with a 21-6 lead with 11:07 remaining in the third quarter, the Terriers began their comeback bid following a 48-yard fumble



attempt hit the right upright. Obermeier miss a 32-yard attempt in the second overtime. After BU's 33-yard field goal attempt was blocked by Myron Glass, Andre Allen was flagged for a questionable facemask penalty and the Terriers got the ball back on the eight yardline. Two plays later, BU's Zack Burwell scored from four yards out to advance to the quarterfinal round.

UNI gained 362 yards, 263 passing, to Boston's 346, 300 passing. Jeff Stovall rushed 35 times for 122 yards, while Kurt Warner completed 15-of-28 passes with one interception and one TD.

1992 DIVISION 1-AA FIRST ROUND

November 28, 1992, at Cedar Falls, IA
(Attend. 13,149)

Eastern Washington	0	7	0	7	14
Northern Iowa	0	17	0	0	17

HIGHLIGHTS: UNI, ranked third in the final NCAA poll, hosted 14th ranked Eastern Washington in the first round and advanced to the quarterfinal round with the 17-14 win. EWU's Alex Lacson missed a 49-yard field goal with four seconds left in the game to preserve UNI's win. The Panthers led 17-7 at halftime on a 41-yard field goal by Scott Obermeier, a 17-yard pass from Jay Johnson to Tim Mosley and a 19-yard pass from Johnson to Kenny Shedd. EWU scored on a one-yard run with 3:02 left in the half. It made the game close when Lavon Major returned a blocked Obermeier field goal attempt 89 yards for the score with 11:59 left in the game, but UNI's defense knuckled under, holding the Eagles to only 186 yards in total offense, including 35 rushing. UNI gained 253 yards, only 29 on the ground.

1992 DIVISION 1-AA QUARTERFINALS

December 5, 1992, at Cedar Falls, IA
(Attend. 13,375)

McNeese State	0	0	7	0	7
Northern Iowa	7	15	7	0	29

HIGHLIGHTS: UNI took advantage of seven McNeese State turnovers to advance to the semifinal round. UNI scored on TD passes of 31, 11 and 12 yards by Jay Johnson, including two to Tim Mosley, on a safety blocked out of the endzone by Willie Beamon and on a one-yard run by linebacker William Freney. Johnson's other TD pass was an 11-yarder to all-American Kenny Shedd, who missed the second half after running into the wall. MSU's only score of the game came on a 100-yard kickoff return which opened the second half, setting a school and 1-AA playoff record. The Cowboys' seven turnovers were more than they had given up in all of its previous three games. Freshman Kerry Joseph was intercepted four times and he had only four total heading

recovery return with 6:48 left in the third. Boston tied the game at 21-all with 3:14 left in the game.

In the first overtime, UNI's Todd Harrington intercepted a BU pass on the one-yard line and Scott Obermeier's 20-yard field goal

into the game. MSU's running game, a strength all season, was limited to 62 yards, with freshman Henry Fields gaining a game-high 91 yards. Joseph completed nine-of-24 passes for 102 yards. UNI gained 96 yards rushing and Johnson completed 19-of-39 passes with one interception for 222 yards.

1992 1-AA SEMIFINALS

December 12, 1992, at Cedar Falls, IA
(Attend. 14,682)

Youngstown State	7	6	0	6	19
Northern Iowa	0	0	7	0	7

HIGHLIGHTS: UNI hosted seventh-ranked and defending national champion Youngstown State. Despite holding YSU to 253 yards, over 100 yards below its average, and containing rushing threat Tamron Smith to 98 yards, the Panthers couldn't overcome three lost fumbles, an interception, the fact that all-American Kenny Shedd played only in the first half with a hip pointer, and a 71-yard punt return for a TD on YSU's first possession to put the Penguins up 7-0. The loss broke UNI's 25-game home winning streak. UNI's only score was a one-yard run by Jay Johnson with eight seconds left in the third quarter. YSU scored on the punt return and four field goals, the longest being 54 yards. UNI compiled 319 yards.

1991 DIVISION 1-AA FIRST ROUND

November 30, 1991, at Cedar Falls, IA
(Attend. 8,723)

Weber State	0	7	14	0	21
Northern Iowa	14	10	7	7	38

HIGHLIGHTS: UNI advanced to the quarterfinal game with its win over 13th-ranked Weber State in the UNI-Dome. UNI held the potent Wildcat offense to 383 yards in total offense, including only 71 rushing yards. The Panthers gained a season-high 486 yards, including 266 on the ground, half of that coming from Tank Corner who carried the ball 26 times for 137 yards. UNI quarterback Jay Johnson completed 14-25 passes for 220 yards and three TDs.

1991 DIVISION 1-AA QUARTERFINALS

December 7, 1991, at Huntington, WV
(Attend. 16,889)

Northern Iowa	10	3	0	0	13
Marshall	21	14	3	3	41

HIGHLIGHTS: The fourth-ranked Panthers couldn't contain the nation's no. 1 passer and his contingent at Marshall University. UNI was held to 295 yards in total offense, including only 66 on the ground, while the Thundering Herd compiled 509 yards, including 344 through the air. The Panthers trailed 35-13 at the half and failed to score in the last two quarters, but did pick up the defense and held Marshall to only six points in the second half.

1990 DIVISION 1-AA FIRST ROUND

November 24, 1990, at Boise, ID
(Attend. 11,691)

Northern Iowa	0	3	0	0	3
Boise State	6	0	7	7	20

HIGHLIGHTS: UNI, ranked 11th in the nation, lost to 10th-ranked Boise State. The Panthers obviously struggled offensively, compiling only 156 yards in total offense to the Broncos' 260 yards. UNI could manage only a minus-five yards rushing. Sophomore quarterback Jay Johnson, who

led the Gateway Conference in passing efficiency, completed only 13 of 45 passes for 161 yards and had six interceptions, only one less than he had thrown during the entire regular season. UNI's only scoring came on a 29-yard field goal by all-American Brian Mitchell.

1987 DIVISION 1-AA SEMIFINALS

December 12, 1987, at Monroe, LA

(Attend. 14,443)

Northern Iowa	0	14	7	20	0	41
Northeast						
Louisiana	7	28	0	6	3	44

Highlights: UNI played without the services of Kodak All-American running back Carl Boyd, who broke his leg the week before against Arkansas State. The Panthers, ranked fourth, trailed 35-14 at the half but they came back to score seven unanswered points in the third period. In the fourth, they scored 20 more and tied the game with seven seconds left in regulation on a five-yard pass from Mike Smith to Sherrod Howard. The two-point conversion pass to Woody Wright sent the game into overtime. UNI's Errol Peebles fumbled on NLU's three in the first overtime possession. NLU's Teddy Garcia missed a 41 yard field goal on the Indians' first play, but he connected on his next 41 yard attempt to give NLU the lead. UNI's Danny Helmer missed a 38 yard field goal to give NLU the victory. Wright, replacing the injured Boyd in his first start, rushed for 112 yards on 20 carries. Smith's six TD passes set a playoff record.

1987 DIVISION 1-AA QUARTERFINALS

December 5, 1987, at Cedar Falls, IA

(Attend. 6,100)

Arkansas State	7	7	14	0	28
Northern Iowa	6	15	7	21	49

Highlights: The Panthers defeated 12th ranked and 1986's national runner-up to advance to the semifinals. The Panthers took advantage of three Arkansas State fumbles in the fourth quarter to stretch the margin. UNI compiled 530 yards to ASU's 363. Kodak All-American Carl Boyd rushed for 124 yards before breaking his leg late in the game, while Wes Anderson caught five passes for 121 yards.

1987 DIVISION 1-AA FIRST ROUND

November 28, 1987, at Cedar Falls, IA

(Attend. 3,887)

Youngstown State	7	7	7	7	28
Northern Iowa	7	10	14	0	31

Highlights: UNI foiled a Youngstown State attempt at a comeback, intercepting a Penguin pass and holding YSU on two consecutive fourth down conversions in the fourth quarter. YSU scored its last TD with only 8:51 left in the game, necessitating the Panthers' heroics to preserve the win. Even with the interception and fourth down saves, UNI's Carl Boyd fumbled the ball at Youngstown's 20 with just over a minute to play. The Penguins drove to UNI's 23, but missed a 40 yard field goal with seconds left. Boyd rushed for 126 yards on 23 carries.

1985 DIVISION 1-AA SEMIFINALS

December 14, 1985, at Cedar Falls, IA

(Attend. 12,300)

Georgia Southern	14	3	7	16	40
Northern Iowa	14	6	3	10	33

Highlights: Georgia Southern brought its "Hambone" offense to the UNI-Dome. The Eagles scored their last TD with only 34 seconds left in the game after UNI had tied the contest at the 2:44 mark. The game see-sawed back and forth until it came down to which team had last possession, or at least enough time to make a score possible. The game was tied four times.

1985 DIVISION 1-AA QUARTERFINALS

December 7, 1985, at Cedar Falls, IA

(Attend. 6,220)

Eastern Washington	0	0	7	7	14
Northern Iowa	10	7	0	0	17

Highlights: UNI took a 10-0 first quarter lead on a 32 yard field goal by Kevin Mote and a 13 yard pass from Mike Smith to Brian Baker, who later broke his hand. The Panthers had a 17-0 halftime advantage but didn't score again, while EWU pulled to within 10 points in the third period and scored its last TD with 12:47 left in the game on an 84 yard punt return. The Eagles got as far as their own 44 with time running out on the clock, but the quarterback was sacked for a loss of four on a fourth down play. Errol Peebles rushed for 129 yards on 26 carries, his fifth 100-plus game of the year.

1975 DIVISION II PLAYOFFS

(First Round)

November 29, 1975, at Cedar Falls, IA

(Attend. 2,500)

Western Kentucky	0	7	7	0	14
Northern Iowa	6	0	0	6	12

Highlights: In what has since been dubbed the "Mud Bowl", UNI struggled with Western Kentucky in heavy rain, 42-degree temperatures and a 16 mph wind in the last game to be played in O.R. Latham Stadium. The Panthers closed to within two points when they rallied with 12:25 left in the game. The last TD was set up when Jim Fransen put WKU in a hole by booting a 64 yard punt to its one yard line. UNI had two chances to cash in in the final period but two errant field goals by Fransen buried the Panthers' chances deep into the muddy field. Fransen missed from 38 and 27 yards.

1964 PECAN BOWL

December 12, 1964, at Abilene, TX

State College of Iowa	7	6	6	0	19
Lamar Tech	3	0	7	7	17

Highlights: In the first NCAA-sanctioned Pecan Bowl, UNI scored an impressive victory over Lamar Tech behind a sensational performance by two-time All-American fullback Randy Schultz. Schultz ran for 160 yards on 38 carries and scored two TDs. He was named outstanding back of the game and teammate Loren Buser received the outstanding lineman award.

1960 MINERAL WATER BOWL

November 26, 1960, at Excelsior Springs, MO

Highlights: Iowa State Teachers College ran into a bulldozer from Hillsdale College (MI) which won the contest 17-6. The Panthers never really got going after finishing the season with a fine 9-0 record and winning the North Central Conference title.

UNI'S NCAA 1-AA/MISCELLANEOUS RECORDS

Highest Passing Efficiency Rating Points, Game (min. 25-44 att.)—283.3, Mike Smith vs. McNeese State, 1986

Most Passing Yards Per Attempt, Season (min. 250-324 att.)—10.31, Mike Smith, 1986

Most Passing Yards Per Attempt, Career (min 500-999 att.)—9.47, Jay Johnson, 1989-92

Most Yards Gained Per Completion, Career (min. 350-999 att.)—17.76, Jay Johnson, 1989-92

Most TDs Scored on Punt Returns, Career—7, Kenny Shedd, 1989-92

Most TDs Scored on Punt Returns, Season—4 (Ties), Kenny Shedd, 1992 (27 returns)

Gaining 1,000 Yards on Punt Returns and 1,000 Yards on Kickoff Returns, Career—Kenny Shedd, 1989-92 (1,081 on punts and 1,359 on kickoffs)

Most TDs scored on Kick Returns, Career—7, (Ties) Kenny Shedd, 1989-92 (7 punts)

Most Consecutive PATs Made, Career—121, Brian Mitchell

Highest Percentage of PATs Made, Career (min. 120 att.)—99.2, Brian Mitchell, 1987, 1989-91

Most Points Scored by Kicking, Season—109, Brian Mitchell, 1990

Most Points Scored by Kicking Per Game, Season—9.9, Brian Mitchell, 1990

Most Field Goals Made, Season—26 (Ties), Brian Mitchell, 1990

Most Field Goals Made Per Game, Season—2.36 (Ties), Brian Mitchell, 1990

Highest Percentage Field Goals Made, Season (min. 20 att.)—96.3, Brian Mitchell, 1990

Consecutive Field Goals Made, Season—21, Brian Mitchell, 1990

Consecutive Field Goals Made, Career—26, Brian Mitchell, 1990-91

Highest Percentage of Field Goals Made, Under 40 Yards, Season (min. 15)—100.0 (Ties), Brian Mitchell, 1990 (23-23)

Most Times Kicking Two or More Field Goals in a Game, Season—10, Brian Mitchell, 1991

Most Times Kicking Three or More Field Goals in a Game, Season—7, Brian Mitchell, 1990

Most Times Kicking Three or More Field Goals in a Game, Career—11, Brian Mitchell, 1987, 1989-91

Most Field Goals Made Per Game—2.4, (Ties) 1990

Longest Home Winning Streaks—25 (4th high)

Fewest Rushes Allowed, Game—11 by Western Illinois, 1987

Most Punt Returns, Game—12, UNI vs. Youngstown State, 1984

Longest Plays, Passing—99, Jay Johnson to Kenny Shedd vs. Oklahoma State, 1990 (Ties)


Longest Plays, Interception Returns—100, Moses Aimable vs. Western Illinois, 1985 (Ties)

Longest Plays, Punt Returns—93 (5th high), Joe Fuller vs. Wisconsin-Whitewater, 1984

Post-Graduate Scholarship Winners—Owen Dockter, 1981

Winningest Division 1-AA Coaching Records—Terry Allen

Northern Iowa Playoff Records



SCHOOL RECORDS

Individual

Rushing

Game: 160, Randy Schultz (Pecan Bowl), 1964
Longest Run: 68, Sylvester Brown (vs. Montana), 1994

Passing

Attempted: 62, Mike Smith (vs. Northeast Louisiana), 1987
Completed: 37, Mike Smith (vs. Northeast Louisiana), 1987
Intercepted: 6, Jay Johnson (vs. Boise State), 1990
Yardage: 418, Mike Smith (vs. Northeast Louisiana), 1987
TDs: 6, Mike Smith (vs. Northeast Louisiana), 1987
Longest Completion: 78, Mike Smith (vs. Arkansas State), 1987
Longest Scoring: 78, Mike Smith (vs. Arkansas State), 1987

Receiving

Caught: 12, Wes Anderson (vs. Northeast Louisiana), 1987
Longest: 78, Wes Anderson (vs. Arkansas State), 1987
Longest TD: 78, Wes Anderson (vs. Arkansas State), 1987
Most Yardage: 143, Scott Francke (vs. Georgia Southern), 1985
TD Catches: 3, Sherrod Howard (vs. Northeast Louisiana), 1987; Alonzo Clayton (vs. Murray State), 1995

Scoring

TDs: 3, Sherrod Howard (vs. Northeast Louisiana), 1987; Mike Schulte (vs. Weber State), 1991; Alonzo Clayton (vs. Murray State), 1995
PAT Attempts: 5, Danny Helmer (vs. Arkansas State), 1987; Brian Mitchell (vs. Weber State), 1991; Matt Waller (vs. Murray State), 1995
PATs Made: 5, Danny Helmer (vs. Arkansas State), 1987; Brian Mitchell (vs. Weber State), 1991; Matt Waller (vs. Murray State), 1995

Total Offense

Yards: 410, Mike Smith (vs. Northeast Louisiana), 1987

Miscellaneous

Longest KO Return: 50, Jason McCleary (vs. Weber State), 1991
Longest Punt Return: 31, Myron Glass (vs. Boston University), 1993
Passes Intercepted: 2, Bruce Montgomery (Pecan Bowl), 1964; Todd Harrington (vs. Boston University), 1993
Longest Interception Return: 39, Bruce Montgomery (Pecan Bowl), 1964

Team

Rushing

No.: 71 (Pecan Bowl), 1964
Yards: 266 (vs. Weber State), 1991

Passing

Attempts: 62 (vs. Northeast Louisiana), 1987
Completions: 37 (vs. Northeast Louisiana), 1987
Interceptions: 6 (vs. Boise State), 1990
Yards: 418 (vs. Northeast Louisiana), 1987
TDs: 6 (vs. Northeast Louisiana), 1987

Total Offense

Plays: 107 (vs. Northeast Louisiana), 1987
Yards: 552 (vs. Georgia Southern), 1985

Defensive Records

Rushing by an Opponent

Plays: 57 (Mineral Water Bowl), 1960
Yards: 415 (Georgia Southern), 1985
TDs: 4 (Georgia Southern), 1985
Longest TD: 70 (Georgia Southern), 1985

Passing by an Opponent

Attempts: 51 (Montana), 1994; (Murray State), 1995
Completions: 38 (Montana), 1994
Interceptions: 4 (McNeese State), 1992
Yards: 436 (Montana), 1994
TDs: 3 (Northeast Louisiana), 1987; (Marshall), 1991
Longest TD: 80 (Pecan Bowl), 1964

Total Offense

Plays: 91 (Murray State), 1995
Yards: 590 (Murray State), 1995

Rushing — Least Against UNI

Plays: 23 (Eastern Washington), 1985
Yards: 18 (Montana), 1994

Passing — Least Against UNI

Attempts: 6 (Georgia Southern), 1985
Completions: 2 (Georgia Southern), 1985
Interceptions: 0 (Several)
TDs: 0 (Several)

Total Offense — Least Against UNI

Plays: 50 (Pecan Bowl), 1964
Yards: 164 (Western Kentucky), 1975

Scoring

Most Points: 44 (Northeast Louisiana), 1987
Least Points: 7 (McNeese State), 1992

MOST TIMES IN 1-AA PLAYOFFS

1.	Eastern Kentucky	16
2.	Idaho	11
3.	Jackson State	10
4.	Delaware	8
	Georgia Southern	8
	Northern Iowa	8

DIVISION 1-AA ALL-TIME WON-LOST RECORDS BY VICTORIES

Includes records as a senior college only, minimum of 20 seasons of competition. Bowl and playoff games are included and each tie game is computed as half won and half lost.

Team	Wins
Yale	781
Princeton	721
Pennsylvania	710
Harvard	707
Fordham	675
Dartmouth	602
Lafayette	573
Cornell	560
Holy Cross	527
Delaware	525
Lehigh	522
Dayton	493
Bucknell	488
Brown	487
Colgate	483
Butler	482
Northern Iowa	479
Drake	459
Villanova	450
Furman	444
Middle Tennessee	443
Massachusetts	439
William & Mary	439
Eastern Kentucky	437
Florida A&M	435
Southern-Baton Rouge	431
Tennessee St.	430
Tennessee-Chattanooga	423
Virginia Military	423
Hampton	415
New Hampshire	413
Western Kentucky	410
Northwestern State	406
Appalachian State	405

Final Top 25 Rankings

1984 (NCAA)

1. Alcorn State
2. Montana State
Rhode Island
4. Boston University
5. Indiana State
6. Mississippi Valley State
Middle Tennessee State
8. Eastern Kentucky
9. Louisiana Tech
10. Arkansas State
11. New Hampshire
12. Richmond
13. Murray State
14. Western Carolina
15. Holy Cross
16. Furman
17. Tennessee-Chattanooga
18. **Northern Iowa**
19. Delaware
20. McNeese State

1985 (NCAA)

1. Middle Tennessee State
2. Furman
Nevada-Reno
4. **Northern Iowa**
5. Idaho
6. Arkansas State
7. Rhode Island
8. Grambling
9. Georgia Southern
10. Akron
11. Eastern Washington
12. Appalachian State
Delaware State
14. Louisiana Tech
15. Jackson State
16. William & Mary
17. Murray State
18. Richmond
19. Eastern Kentucky
20. Alcorn State
(Highest Ranking: No. 4 two consecutive weeks in NCAA Poll)

1986 (NCAA)

Not Ranked in NCAA Poll
(Highest Ranking: No. 8 NCAA Poll Oct. 6)

1987 (NCAA)

1. Holy Cross
2. Appalachian State
3. Northeast Louisiana
4. **Northern Iowa**
5. Idaho
6. Georgia Southern
7. Eastern Kentucky
8. James Madison
9. Jackson State
10. Weber State
11. Western Kentucky
12. Arkansas State
13. Maine
14. Marshall
15. Youngstown State
16. North Texas State
17. Richmond
18. Howard
19. Sam Houston State
20. Delaware State
(Highest Ranking: No. 4 NCAA Poll Sept. 28 and two consecutive weeks at end of season)

1988 (NCAA)

Not Ranked in NCAA Poll
(Highest Ranking: No. 8 in NCAA Preseason Poll)

1989 (NCAA)

1. Georgia Southern
2. Furman
3. Stephen F. Austin
4. Holy Cross
Idaho
6. Montana
7. Appalachian State
8. Maine
9. Southwest Missouri
10. Middle Tennessee State
William & Mary
12. Eastern Kentucky
13. Grambling
14. Youngstown State
15. Eastern Illinois
16. Villanova
17. Jackson State
18. Connecticut
19. Nevada-Reno
20. **Northern Iowa**
(Highest Ranking: No. 17 Oct. 30)

1990 (NCAA)

1. Middle Tennessee State
2. Youngstown State
3. Georgia Southern
4. Nevada
5. Eastern Kentucky
6. Southwest Missouri
7. William & Mary
8. Holy Cross
9. Massachusetts
10. Boise State
11. **Northern Iowa**
12. Furman
13. Idaho
14. Northeast Louisiana
15. The Citadel
16. Jackson State
17. Dartmouth
18. Central Florida
19. New Hampshire
North Carolina A&T
(Highest Ranking: No. 10 Oct. 15)

1991 (NCAA)

1. Nevada
2. Eastern Kentucky
3. Holy Cross
4. **Northern Iowa**
5. Alabama State
6. Delaware
7. Villanova
8. Marshall
9. Middle Tennessee State
10. Samford
11. New Hampshire
12. Sam Houston State
13. Youngstown State
14. Western Illinois
15. Weber State
16. James Madison
17. Appalachian State
18. Northeast Louisiana
19. McNeese State
20. The Citadel
Furman
(Highest Ranking: No. 4 six consecutive weeks)

1992 (NCAA)

1. The Citadel
Northeast Louisiana
3. **Northern Iowa**
4. Middle Tennessee State
5. Idaho
6. Marshall
7. Youngstown State
8. Delaware
9. Samford
10. Villanova
11. McNeese State
12. Eastern Kentucky
13. William & Mary
14. Eastern Washington
15. Florida A&M
16. Appalachian State
17. North Carolina A&T
18. Alcorn State
19. Liberty
20. Western Illinois
(Highest Ranking: No. 1 five consecutive weeks Oct. 5-Nov. 2)

1993 (Sports Network)


1. Troy State
2. Georgia Southern
3. Montana
4. Northeast Louisiana
5. McNeese State
6. Boston University
7. Youngstown State
8. Howard
9. Marshall
10. William & Mary
11. Idaho
12. Central Florida
13. **Northern Iowa**
14. Stephen F. Austin
15. Southern University
16. Pennsylvania
17. Eastern Kentucky
18. Delaware
19. Western Kentucky
20. Eastern Washington
21. North Carolina A&T
22. Tennessee Tech
23. Alcorn State
24. Towson State
25. Massachusetts
(Highest Ranking: No. 4 Preseason)

1994 (Sports Network)

1. Youngstown State
2. Boise State
3. Marshall
4. Montana
5. Eastern Kentucky
6. McNeese State
7. James Madison
8. Idaho
9. Appalachian State
10. Boston University
11. **Northern Iowa**
12. Troy State
13. New Hampshire
14. Pennsylvania
15. North Texas
16. Middle Tennessee
17. Grambling State
18. Alcorn State
19. William & Mary
20. Central Florida
21. Stephen F. Austin
22. Hofstra
23. South Carolina State
24. Western Illinois
25. Northern Arizona
(Highest Ranking: No. 3 Sept. 5)


1995 (Sports Network)

1. Montana
2. Marshall
3. McNeese State
4. Stephen F. Austin
5. Appalachian State
6. Delaware
7. Troy State
8. Southern University
9. Murray State
10. Hofstra
11. Georgia Southern
12. Eastern Kentucky
13. **Northern Iowa**
14. Eastern Illinois
15. James Madison
16. Jackson State
17. Florida A&M
18. Idaho
19. William & Mary
20. Richmond
21. Boise State
22. Northern Arizona
23. Connecticut
24. Indiana State
25. Middle Tennessee State
(Highest Ranking: No. 11 two consecutive weeks Oct. 23-Oct. 30)



The University





students from every county in Iowa, 40 states and 48 foreign countries.

UNI's heritage and philosophy place great value on providing a student-centered educational experience. The University nurtures a premiere learning environment — it is small enough to offer its students individualized attention, yet large enough to provide a variety of resources and opportunities, as well as distinguished faculty. The University prides itself on being a great teaching university, and most courses are taught by full-time faculty members (over 600) who are committed to helping students grow intellectually and personally.

UNI was founded in 1876 as the Iowa State Normal School. In 1909, it became Iowa State Teachers College. In 1961, the name was changed to State College of Iowa,

The University of Northern Iowa's academic reputation again has proven a key factor in landing a spot as the only public institution in U.S. News and World Report's top 15 regional universities in the Midwest for 1996.

UNI's 11th-place ranking is two places higher than last year's rating. This marks the second year in a row that UNI was the only public university ranked in the top 15, which are chosen from more than 100 public and private institutions in the region.

UNI received a "1" rating in academic reputation, the highest of any of the top 15 universities in the Midwest region. That rating consistently has improved over the past four years, from 26 in 1993, 20 in 1994 and 13 in 1995.

The magazine also named UNI the Midwest's most efficient regional university and first in "best value".

This marks the fifth time in the past six years that UNI has been cited by the magazine's "America's Best Colleges" issue in such categories as overall "best", "best buy", "up and coming" and "most efficient".

UNI emphasizes outstanding undergraduate education, with complementary graduate programs at the master's, specialist's and doctoral levels. Building on its historic strength in teacher education, the University has developed a number of outstanding programs in its various Colleges. UNI also participates in the bachelor of liberal studies program offered by the Regents Universities, and its Division of Continuing Education and Special Programs sponsors classes off-campus in centers throughout the state. Enrollment on its 860-acre campus stands at about 13,000

Where Great Teaching makes the difference

and in 1967, the Iowa Legislature acted to change the status of the institution to that of a university under its present title.

While maintaining its primary emphasis on teacher education, the University has continued its metamorphosis toward a multi-purpose institution, with nationally acclaimed programs in many disciplines. UNI's accounting program continues to be ranked among the best in the nation. UNI student groups ranging from chemistry to conservation to public relations have been recognized by their respective national groups for the excellence of their programs.

UNI's outreach also extends to the Iowa business community through programs of the External Services

Division of the College of Business Administration, including the Institute for Decision Making, Small Business Development Center, Small Business Institute, Management & Professional Development Center, Market Development Program and Industrial Site Location Program. The Iowa Waste Reduction Center provides free, non-regulatory consulting services on waste management to the state's small and medium-sized companies. The Iowa Plastics Technology Center and the Center for Applied Research in Metal Casting are among UNI's newest service programs designed to diversify, expand and strengthen Iowa's economy.

UNI offers a wide variety of cultural programs, lectures and conferences. The Continuing Education division, often in conjunction with the University's Office of Conference and Visitor Services, also cooperates with business and industry in programs of study and development on the campus..

Dr. Robert Koob, president



Robert Koob, a Northern Iowa alumnus, returned to his alma mater last August as its eighth president. A 1962 graduate of what was then State College of Iowa, Koob was named president July 1, 1995, by the Iowa State Board of Regents.

Koob had been a senior vice president and vice president for academic affairs at California Polytechnic State University at San Luis Obispo, CA, since 1990.


Prior to his position at Cal Poly, the 53-year old Koob was vice president of academic affairs at North Dakota State from 1985-90 and served a one-year term as interim president from 1987-88.

At Cal Poly, Koob was director and chair of the Cal Poly Foundation and served on a number of CSU system committees, including the CSU Commission on Telecommunications Infrastructure.

He began his teaching career at North Dakota State in 1967 as an assistant professor of chemistry, advancing to professor of chemistry in 1972. He served that institution in several capacities before assuming the vice presidency. He was chair of the chemistry department for six years, and acting chair of the physics department one year, as well as dean of the College of Science and Mathematics from 1981-84.

Koob graduated from State College of Iowa with a bachelor's in chemistry and earned his doctorate in chemistry from Kansas in 1967. He and his wife, Yvonne, have seven grown children.

"It's an honor for me, as a UNI graduate, to return as president," he said. "I can't imagine anyone being more honored in the State of Iowa."



Christopher Ritrievi, athletic director

Christopher Ritrievi is in his fifth year as Northern Iowa Director of Athletics. Since the day he joined the department, he has worked to develop a competitive Division I athletic program at UNI.

A former Division I athlete himself, Ritrievi earned three varsity letters in wrestling at Princeton University, where he received a bachelor's degree in economics in 1979. He earned a master's in business administration from Lehigh University in 1983.


His career in intercollegiate athletics started as a graduate assistant at Lehigh. He has served in administrative and coaching positions at the Eastern College Athletic Conference, Bowling Green State, Princeton, University of Pennsylvania and Stanford, where he had been associate athletic director prior to coming to UNI.

During his UNI tenure, he has reorganized the management of the athletic department to make it more effective and has set priorities to increase the competitiveness of Panther teams. Emphasizing increased operating budgets for all sports and increased scholarships for women's sports, the department has enjoyed its best performances since joining the NCAA's Division I in 1980. Since 1992, UNI has celebrated Missouri Valley Conference championships in men's cross country, indoor and outdoor track and field and volleyball. Football has won four Gateway Conference titles and has enjoyed the highest attendance, including six of seven UNI-Dome football sellouts. In 1995-96, six sports enjoyed their highest conference finishes since joining the MVC in 1991.

The department has successfully hosted NCAA playoff games in football and volleyball and the 1996 West Regional Wrestling Championship. In 1997, the UNI-Dome will host the NCAA Division I Wrestling Championships. The department operates on a balanced budget and student-athletes graduate at rates equal to or better than the student body as a whole. And after a year-long process, the department received NCAA Certification in March.

Ritrievi served as vice president for the MVC athletic directors in 1994-95 and chairs the MVC long-range planning and Gateway Conference finance committees. He also has been named president of the Division 1-AA Football Athletic Directors Association for the 1996-97 year.

The 40-year-old native of Levittown, PA, is married to the former Stephanie Homeyer, who grew up in Wellsburg, IA.






Iradge Ahrabi-Fard
Volleyball



Meredith Bakley
Softball



Gary Barta
Asst. A.D.



Don Briggs
Wrestling



Julie Bright
Business Manager



Chris Bucknam
Men's Track



Nancy Clark
Tennis



Tony DiCecco
Women's Basketball



Jim Egli
Asst. A.D.



Ann Brett Gillespie
Marketing



Jim Hall
Swimming



John Jermier
Assoc. A.D.



Eldon Miller
Men's Basketball



Dave Schrage
Baseball



Lea Ann Shaddox
Women's Track



Dr. Jack Wilkinson
Faculty Rep.



Dr. Sandra Williamson
Asst. A.D.


Office Phone (Area Code 319)

Iradge Ahrabi-Fard, Volleyball	273-6480
Terry Allen, Football	273-6175
Meredith Bakley, Softball	273-2520
Gary Barta, Asst. AD/Development	273-6078
John Bermel, Men's Golf	273-8647
Jan Bittner, Asst. Volleyball	273-6480
Nancy Bowers, Asst. Trainer	273-6476
Don Briggs, Wrestling	273-6473
Julie Bright, Business Man	273-2475
Gene Bruhn, Asst. Softball	273-2520
Chris Bucknam, Men's Track	273-6481
Tony Bueter, Athletic Club	273-2471
Kevin Buisman, Accts. Man	273-6050
Kay Bukatz, UNI-Dome Secretary	273-6050
Nancy Clark, Men's/Women's Tennis	273-5874
Jonathan Cox, Asst. Men's Basketball	273-6175
Joan Craig, AD Secretary	273-2470
Tony DiCecco, Women's Basketball	273-6443
Jim Egli, Asst. AD-Facilities	273-6050
Mark Farley, Asst. Football	273-6471
Michael Garrison, Asst. Football	273-6470
Joel Greenlee, Asst. Wrestling	273-6341
Jim Hall, Men's & Women's Swimming	273-2503
Colleen Heimstead, Asst. Women's Basketball	273-6338
John Jermier, Assoc. AD	273-3097
Nancy Justis, Media Relations Dir.	273-6354
Kevin Kane, Asst. Media Relations/ Women's Golf	273-3642
Bob Kincaid, Academic Adv	273-6321
Dave Kohrs, Facilities Coord	273-2865
Bill Lawson, Asst. Men's Track	273-6481
Ken Misfeldt, Asst. Baseball	273-6323
Dick Moseley, Asst. Football	273-6474
Jeff Noble, Diving	273-2406
Terry Noonan, Trainer	273-6369
Steve Nurse, Equipment Manager	273-2459
Bobbi Peterson, Asst. Volleyball	273-6480
Chris Ritrievi, Ath. Dir	273-2470
Bill Salmon, Asst. Football	273-6725
Dave Schrage, Baseball	273-6323
Lea Ann Shaddox, Women's Track	273-6157
Terri Soldan, Asst. Women's Track	273-6157
Caroline Thomson, Men's Basketball, Foot- ball Secretary	273-6175
Tanya Warren, Asst. Women's Basketball	273-6987
Ardell Wiegandt, Asst. Football	273-6791
Del Wight, Asst. Football	273-6436
Dr. Jack Wilkinson, NCAA Faculty Rep	273-2515
Sandra Williamson, Assoc. AD	273-6033
Paul Zakowski, Ticket Manager	273-6131

Athletic Facilities




UNI-Dome




Indoor Track




Volleyball



Training Room



Weight Room



Panther Room



The Dome's versatility allows for football and basketball games or track meets to be held the same day. Underneath the artificial football turf on a synthetic floor area are basketball and tennis courts and an eight-lane, 220-yard oval running track.

The turf was replaced four years ago with a new AstroTurf manufactured by Balsam Corporation, the same material that lasted 16 years prior to the installation of the new. It's a premier surface utilized by every Dome facility in North America with the exception of one and offers the best durability and playability of any material on the market.

Approximately 16,400 spectators can be seated for football games and track meets and, although normal capacity is 10,000 for basketball, seating can be expanded to over 20,000. For stage productions such as concerts, total capacity can reach 25,000.

No Place Like Dome

The UNI-Dome, a unique, multi-purpose athletic facility built in 1976, has gained a reputation as one of the finest collegiate facilities in America. The Dome combines the features of a fieldhouse, football stadium and large auditorium. It contains accommodations for a variety of events, such as concerts, exhibitions, trade shows and convocations,

in addition to football, basketball, softball, wrestling and track events. It has been host to the NCAA football playoffs, gymnastics and wrestling championships, high school football and basketball, the Iowa high school football playoffs, and will be the site of the 1997 NCAA national wrestling championships.

SHERIFF FIELD NAMED AFTER STAN SHERIFF

The UNI-Dome has been the home of the Panther football program since 1976, but the field underneath the translucent, air-supported ceiling was named Sheriff Football Field in the spring of 1993 in honor of UNI's former football coach and athletic director. Sheriff was head football coach from 1960-82 and he also served as athletic director from 1970-83. From UNI, he went on to become athletic director at Hawaii, a position he held until dying of an apparent heart attack January 16, 1993, in Honolulu at the age of 60. Sheriff has been credited with the primary vision for the multi-purpose facility and has been given the most credit for getting the building constructed. At the time of his death, Fred Lewis, a staff columnist for The Honolulu Advertiser, wrote, "His (Sheriff's) diesel drive and far-reaching vision helped the (Hawaii) program scale milestone heights, all the while doing the near impossible in intercollegiate athletics today, operating inside the rules and in the black...Where others saw things as they had been or were, Sheriff was able to see them as they would be and plan accordingly...This was, after all, a man who in his previous job as athletic director at Northern Iowa sold the concept of a 16,800-seat, air-supported domed stadium to a disbelieving town." Current head football coach Terry Allen, who played for Sheriff, said, "Without what Stan Sheriff did, none of us at UNI would have what we have today."



QUICK FACTS

Opened: February, 1976

First Event: UNI vs. Iowa wrestling meet

First FB Game: 1976, vs. Northern Michigan (7-41)

First UNI Victory: 1976, vs. Nebraska-Omaha (34-13)

First Televised Football Game: Sept. 9, 1978, UNI vs. Youngstown State (Mid-Continent Conference debut and first-ever televised Panther football game)

Largest Home Crowd (Sellouts): 16,324, (1990) vs. Southwest Missouri State (20-17); (1992) vs. Idaho (27-26) and Southwest Missouri State (37-12); (1993) vs. Southern Illinois (49-17); (1994) McNeese State (24-34) and Illinois State (24-17); (1995) vs. Idaho (12-16)

UNI Record in the Dome: 98-27-1, .782

Undefeated Seasons: 4, 1984, 1986, 1990, 1993 (including post-season)

Most UNI-Dome Points: 77 (UNI 77, Wayne State (NE) 0, 1988)

Most Opponent Points: 52 (Southern Illinois 52, UNI 9, 1983)

Most UNI-Dome Wins in a Season: 8 (1992)

Most UNI-Dome Losses in a Season: 4 (1978)

Longest UNI-Dome Winning Streak: 29 (Regular season, 1989-94)

Longest Losing Streak: 4 (1978-79, 1988)

Consecutive Winning Seasons: 7 (1989-95)

Consecutive Losing Seasons: 2 (1981-82)

20 Years in the UNI-Dome

UNI-DOME RECORDS

Pass Attempts: 59, Chris Hegg (Northeast Missouri State) 1985
Pass Completions: 34, Chris Hegg (Northeast Missouri State) 1985
Passing Yards: 429, Chris Hegg (Northeast Missouri State) 1985
Longest Pass: 96, Rick Fahnestock to Albert Brown (Western Illinois) 1986
Touchdown Passes: 6, Mike Smith vs. McNeese State, 1986
Interceptions: 5, Steve Sandon vs. Grand Valley State, 1981; Steve Michuta (Grand Valley State) 1981

Rushing Attempts: 48, Willie High (Eastern Illinois) 1993
Rushing Yards: 275, Steve Harris vs. Northwest Missouri State, 1984
Longest Running Play: 95, George Works (Northern Michigan) 1981
Average Rushing Yards Per Play: 12.8, Wes Anderson vs. Wayne State (17-219) 1988
Rushing TDs: 5, Paris Wicks (Youngstown State) 1981

Receptions: 11, Dan Leikoold (South Dakota) 1982; Steve Hansley (Northwest Missouri State) 1983
Receiving Yards: 205, Dedric Ward vs. Southern Illinois, 1995
Receiving TDs: 3, Ken Harvey vs. Youngstown State, 1981; Brian Baker vs. Indiana State, 1986; Tim Mosley vs. Southern Illinois, 1993; Dedric Ward vs. Eastern Illinois, 1993

Most Points: 30, Paris Wicks (Youngstown State) 1981
Most TDs: 5, Paris Wicks (Youngstown State) 1981

Total Offense: 448, Mike Smith vs. McNeese State, 1986

Most Field Goals Made: 4, Several (Most recent Matt Waller vs. Southwest Missouri State, 1994)
Most Field Goals Attempted: 5, Paul McFadden (Youngstown State) 1983; Mike Molstead vs. Central Missouri State, 1984; Mike Hollis (Idaho) 1992
Longest Field Goal: 54, Eric Roberts (McNeese State) 1991; Jeff Wilkins (Youngstown State) 1992

Most PATs: 11, Doug Jackson vs. Wayne State, 1988
Most PATs Attempted: 11, Doug Jackson vs. Wayne State, 1988

Most Interceptions: 3, Mike Smiley vs. Eastern Illinois, 1979
Most Interception Yards: 110, Willie Beamon vs. Eastern Illinois, 1989
Longest Interception: 90, George Brown (Mankato State) 1989

Most Tackles: 20, Joe Anderson vs. Drake, 1981; Joe Anderson vs. Youngstown State, 1981; Steve Savard (Northwest Missouri State) 1984; Tim Lance (Eastern Illinois) 1987
Sacks: 3, Several (Most recent Malcolm Everette of Youngstown State, 1992)



Most Punt Returns: 7, Milo Popovic vs. Wayne State, 1988; Jackie Kellogg (Eastern Washington) 1992; Kenny Shedd vs. McNeese State, 1991

Most Punt Return Yards: 145, Joe Fuller vs. Wisconsin-Whitewater, 1984
Longest Punt Return: 93, Joe Fuller vs. Wisconsin-Whitewater, 1984

Most Kickoff Returns: 9, Flip Johnson (McNeese State) 1986
Most Kickoff Return Yards: 233, Flip Johnson (McNeese State) 1986
Longest Kickoff Return: 100, Craig Nordlie vs. Drake, 1981; Chris Fontenette (McNeese State) 1992; Chris Watson (Eastern Illinois) 1995

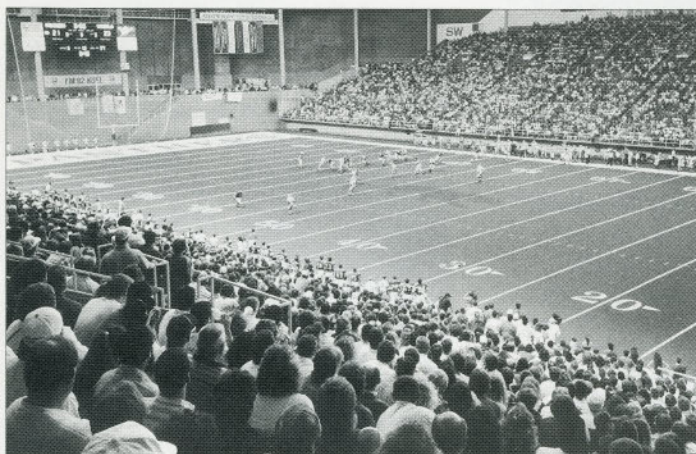
Longest Fumble Return: 83, Patrick Hunter (McNeese State) 1994
Longest Blocked Kick Return: 89, Lavon Major (Eastern Washington) 1992

Most Punts: 13, Dan Lowney (Wisconsin-LaCrosse) 1983; Michael Andrews (Morgan State) 1991

Longest Punt: 73, Tim Mosley vs. McNeese State, 1991

YEAR BY YEAR RECORD IN THE UNI-DOME

1976	3-3	1983	4-1	1990	6-0
1977	3-4	1984	7-0	1991	6-0
1978	2-4	1985	7-1	1992	8-1
1979	3-3	1986	6-0	1993	6-0
1980	6-1	1987	6-1	1994	4-1
1981	4-2	1988	2-3	1995	5-1
1982	4-2-1	1989	5-1		





For the first time since the league's second season, Gateway Football Conference membership has changed. This season, charter member Eastern Illinois joins the Ohio Valley and leaves the Gateway with six members for the first time since 1985.

Those six members will vie for the league's automatic NCAA playoff berth when the 12th season of Gateway football action gets underway August 29.

The original Gateway Conference was founded as a women's athletic organization in 1982 following the dissolution of the Association of Intercollegiate Athletics for Women (AIAW). In September of that year, Patty Viverito was named the first commissioner of the newly-founded conference, a position she maintains today. Before moving to its permanent headquarters in St. Louis, the Gateway spent three organizational months on the campus of Eastern Illinois, the original president institution of the league, a role that will be filled this season by Northern Iowa.

In July of 1992, the 10-team Gateway Conference disbanded when its women's programs realigned with their men's teams in their respective conferences. The league assumed its new name on July 1 of '92, becoming the Gateway Football Conference, an NCAA 1-AA football league comprised of seven Midwest schools.

On August 21, 1985, the Gateway Conference Presidents' Council voted to add a 1-AA football division for six of its members to the previously all-women's athletics organization. Founding members of the football division were Eastern Illinois, Illinois State, Northern Iowa, Southern Illinois, Southwest Missouri State and Western Illinois. The creation of Gateway football marked the first time in college annals that football was added to a women's conference. In June of 1986, Indiana State became the seventh member of the Gateway Conference football division.

Gateway football quickly became a national force on the NCAA 1-AA scene. The strength of the fledgling league was confirmed in July of 1986 when the NCAA 1-AA Football Committee voted to waive the league's two-year waiting period and grant the Gateway an automatic bid to the national championship playoffs after just one season of play.

The first 10 seasons of Gateway football were marked by continual successes. Last season, two Gateway teams — Northern Iowa and Eastern Illinois — represented the league in the playoffs. UNI advanced to the 1-AA quarterfinals after beating previously unbeaten Murray State. The Panthers advanced to the semifinals in 1985, 1987 and 1992, falling by a touchdown or less to the eventual national champions in '85 and '87. Eastern Illinois has reached the quarterfinals twice and Southwest Missouri State has done it once. Five of the six current league schools have been to the playoffs since 1982.

The Gateway continues to be one of the best 1-AA conferences in the nation as it plays one of the most difficult non-league slates in the country. Last season, the league compiled a 22-16 non-conference record, but six of those games were against 1-A schools on the road and another eight were against 1-AA top-25 teams. League schools twice defeated the defending national champion Youngstown State, marking the first time a league school had ever accomplished that feat. League teams also dominated local 1-AA competition, going 6-2 against the nearby Ohio Valley and sweeping independent Western Kentucky in three games.

Historically, the Gateway has been among the elite in 1-AA. In 1991, the Gateway Conference was perhaps at its greatest as, for the third straight year, two Gateway teams advanced to the playoffs. And the league compiled the best non-conference record in all of 1-AA football at 24-12-2 — the second-best in Gateway history, trailing only a 24-12-1 slate in its first year in 1985.

In addition, the Gateway has been well represented in national polls in each of its 11 years. In 1992, UNI achieved the Gateway's first No. 1 national ranking, as the Panthers were ranked No. 1 by the NCAA and the Sports Network for

Bradley, Drake, Illinois State, Indiana State, UNI, Southern Illinois, Southwest Missouri State and Wichita State. Eastern Illinois is now in the Ohio Valley and Western Illinois competes in the Mid-Continent.

LEAGUE PERSONNEL



The only commissioner to govern the Gateway Conference, **Patty Viverito** enters her 12th year directing Gateway football after guiding the league to national prominence in the 1980s. She also serves as senior associate commissioner for the Missouri Valley Conference,

entering her fifth season in that capacity this fall.

A nationally respected administrator, Viverito currently serves on the prestigious NCAA Executive Committee and is the chair of the NCAA Committee for Women's Athletics. She also serves on the NCAA Initial-Eligibility Clearinghouse

1995 FINAL GATEWAY STANDINGS

	Conference Games				All Games				
	W	L	Pct.	Pts	W	L	T	Pct.	Pts
Eastern Illinois	5	1	.833	136	10	2	0	.833	328
Northern Iowa	5	1	.833	143	8	5	0	.615	337
Indiana State	3	3	.500	114	7	4	0	.636	236
Illinois State	3	3	.500	119	5	6	0	.455	206
Southern Illinois	2	4	.333	78	5	6	0	.455	198
Western Illinois	2	4	.333	88	4	7	0	.364	267
Southwest Missouri	1	5	.167	93	4	7	0	.364	220

five straight weeks. They ended the year ranked No. 3 and Western Illinois appeared in the final NCAA poll at No. 20.

In 1991, the Sept. 23 NCAA poll had four conference teams in the Top 20 — Illinois State, UNI, Southern Illinois and Southwest Missouri. It was the first time in league history that four Gateway teams were in the Top 20 the same week. Six of seven league teams were either in the Top 20 or among schools earning mention at one time or another during the year.

The final poll in six of the past seven years has had at least two Gateway members among its Top 25. Last year, UNI finished 13th, Eastern Illinois 14th and Indiana State 24th in the Sports Network poll.


The Gateway is among seven 1-AA conferences that receive automatic bids to the NCAA 1-AA Championship, including the Big Sky, the Mideastern Athletic, the Ohio Valley, the Southern, the Southland and the Yankee Conferences. The Gateway and the Yankee are the only NCAA conferences that sponsor 1-AA football as their only sport.

The 10 founding schools now belong to three different conferences. Eight members have joined their men's programs in the Missouri Valley Conference, including

Committee and recently completed a term on the NCAA Council.


The 44-year old Chicago native was selected following a nationwide search in 1982. She has an extensive background in athletic marketing and administration, formerly serving as an account executive for the Tidewater Tides minor league baseball team and as special projects director at the University of Texas from 1979-81.

Viverito earned her bachelor's degree from Northern Illinois and her master's degree in sports management from Massachusetts.



Mike Kern joined the Gateway Conference staff as Information Director in July of 1991 and was promoted to assistant commissioner in January of 1994. He is responsible for conference publicity and the dispersal of statistics and media information materials. He

The Gateway Conference



also serves in a dual role as assistant commissioner for information services for the Missouri Valley Conference.

Kern, 29, earned a bachelor's degree in journalism from Missouri in 1988 and a master's in communications management from conference member Southwest Missouri State in 1990. A St. Louis native, he served as a sports information graduate assistant at SMS two years and as a student assistant at Missouri as an undergraduate.

Kern's publications and features have earned numerous College Sports Information Directors of America (CoSIDA) awards. He is a member of CoSIDA, ConsIDA (Conference Sports Information Directors of America), the Football Writers Association of America and the United States Basketball Writers Association.



Ed Tschannen, a past president of the Big Eight Conference Officials Association, enters his 11th year with the Gateway.

The quality of officiating in the conference has gained national recognition as a Gateway crew officiated the 1989

and 1993 NCAA 1-AA Championships, in addition to numerous 1-AA playoff games since Tschannen's arrival.

A former Big Eight official, Tschannen served as athletic director at St. Louis' McCluer High School from 1957-81. During his tenure, in addition to high school games, he officiated contests for the Missouri Intercollegiate Athletic Association from 1959-67 and games in the Big Eight from 1969-81.

He has worked eight postseason college games, including two Sugar Bowls, five playoff games and the 1977 Grantland Rice Bowl. In addition, he has worked numerous state championships in 20 years of prep officiating. From 1981-86, he served as an observer for the Big Eight Conference. He owns and operates the T-Shots golf driving range in North St. Louis County.

In 1993, he received the Herm Rohrig Award honoring him for his outstanding contribution to the development of

GATEWAY FOOTBALL CONFERENCE

Address	1000 Union Station, Suite 333, St. Louis, MO 63103
Founded	1985
Affiliation	NCAA 1-AA
Membership	Illinois State, Indiana State, Northern Iowa, Southern Illinois, Southwest Missouri State, Western Illinois
1995 Playoff Contender	Eastern Illinois (0-1), Northern Iowa (1-1)
Phone	314-421-2268
FAX	314-421-3505
FAX On Demand	770-399-3066, Code 432, Release Document 1006, Stats Document 1008
Scoreboard	314-569-5636
Kern at home	314-861-1859
Jan Moore, Secretary	

sports officials and in the summer of 1995, he was presented with the Gene Barth Award honoring him for his excellence in officiating.

Tschannen earned his bachelor's degree in education from Southeast Missouri State and his master's from Washington University.

1995 ALL-CONFERENCE TEAMS

FIRST TEAM OFFENSE

- QB— **Chris Berg, Northern Iowa, Sr.**
- RB— Willie High, Eastern Illinois, Sr.
David Wright, Indiana State, Sr.
- TE— Damon Jones, Southern Illinois, Jr.
- WR— Gunnard Twyner, Western Illinois, Sr.
Dedric Ward, Northern Iowa, Jr.
- OL— Chris Anderson, Eastern Illinois, Sr.
Dan Bower, Northern Iowa, Sr.
Luke Hake, Southwest Missouri, Sr.
David Papp, Indiana State, Sr.
Willie Ross, Illinois State, Sr.
- PK— Todd Kurz, Illinois State, Jr.

FIRST TEAM DEFENSE

- DL— Marc Afoa, Western Illinois, Sr.
Dan Brandenburg, Indiana State, Sr.
Eric Johnson, Illinois State, Jr.
Brian Moretz, Northern Iowa, Sr.
- LB— Tim Carver, Eastern Illinois, Sr.
DeLaun Fowler, Southwest Missouri, Sr.
Chris Stevens, Illinois State, Sr.
- DB— Darnell Hendricks, Southern Illinois, Sr.
Buck Phillips, Western Illinois, Sr.
Bill Randles, Illinois State, Sr.
Tyree Talton, Northern Iowa, Fr.
- P— Chris Hurst, Southwest Missouri, Sr.
- RS— Buck Phillips, Western Illinois, Sr.

Offensive Player of the Year: WR Dedric Ward, Northern Iowa

Defensive Player of the Year: LB Tim Carver, Eastern Illinois

Bruce Craddock Gateway Coach of the Year: Bob Spoo, Eastern Illinois

Newcomer of Year: WR Jason Cannon, Southwest Missouri

SECOND TEAM OFFENSE

- QB— Pete Mauch, Eastern Illinois, Sr.
- RB— Keith Goodnight, Illinois State, Sr.
Jeff Stovall, Northern Iowa, Jr.
- TE— Tim Achterberg, Illinois State, Sr.
- WR— Jason Cannon, Southwest Missouri, So.
Kyle Robinson, Illinois State, Sr.
- OL— Brad Kubick, Southwest Missouri, So.
Bob Mehoczky, Western Illinois, Sr.
Jon Pilcher, Northern Iowa, Sr.
Gil Plasencia, Western Illinois, Sr.
Andy Ziebarth, Illinois State, Jr.
- PK— Tom Allison, Indiana State, Sr.

SECOND TEAM DEFENSE

- DL— **Ryan Behr, Northern Iowa, Sr.**
Larry Langlois, Illinois State, Sr.
Brian McGavock, Eastern Illinois, Jr.
Mike Miano, Southwest Missouri, Jr.
- LB— **Kevin Hammond, Northern Iowa, Sr.**
Chris Libaire, Indiana State, Jr.
Tim Miller, Northern Iowa, Jr.

- DB— Duane Butler, Illinois State, Jr.
James Dorsey, Eastern Illinois, Sr.
Willie Parks, Southwest Missouri, Sr.
Frank Spraggins, Western Illinois, So.
- P— Todd Kurz, Illinois State, Jr.
- RS— Karlton Carpenter, Southern Illinois, Fr.

Honorable Mention — QB Jeff Hecklinski (WIU), RB Chris Hicks (EIU), RB Brian Knuckles (WIU), WR Jarrett Jackson (ILSU), WR Phil Perkins (SMS), WR Chris Sabino (WIU), **TE Matt Harken (UNI)**, TE Charlie Roche (EIU), OL Larry Mullins (SIU), PK Steve Largent (EIU), DL Ryan Culver (WIU), DL Mike Likens (INSU), DL Curtis Price (EIU), LB Bennie McLin (SMS), LB Don Martin (ILSU), **LB Dannie Spann (UNI)**, LB Brian Tranchitella (SIU), DB Jerry Creer (LSU), DB Branyon Davis (SMSU), DB Robert High (INSU), DB Dre' Knox (INSU), P Mark Gagliano (SIU), **RS Anthony Taylor (UNI)**


ALL-NEWCOMER TEAM

WR Jason Cannon (SMS), WR Courtland Tubbs (INSU), RB Karlton Carpenter (SIU), RB Michael Cosey (SMS), RB Brian Knuckles (WIU), QB Bill Hagman (ILSU), QB Jeff Hecklinski (WIU), QB Danny Smith (SIU), OL Lemont Clark (EIU), OL Dion Dixon (ILSU), OL Travis Hunerberg (EIU), OL Steve Jones (SIU), DL Darryl Holland (SIU), DL Mike Miano (SMS), DL John Moyer (EIU), DL Dan O'Dowd (ILSU), LB Andy Reinwald (ILSU), **LB Dannie Spann (UNI)**, DB Branyon Davis (SMS), DB Hassan McCullough (SIU), DB C.J. McDavid (SIU), DB Darryl Mitchell (WIU), **DB Tyree Talton (UNI)**


[Faint, illegible text covering the majority of the page, likely bleed-through from the reverse side.]




COACH TERRY ALLEN
Four-Time Gateway
Conference Bruce
Craddock Coach
of the Year




LB TIM MILLER
2nd Team All-Gateway
Conference




OL ANDY PATTEE
2nd Team Gateway
Conference All-
Academic




LB TRAVIS SCHIPPER
Honorable Mention
Gateway All-Academic




LB DANNIE SPANN
Honorable Mention
All-Gateway
Conference
All-Newcomer Team






RB JEFF STOVALL
2nd Team All-Gateway
Conference



DB TYREE TALTON
1st Team All-Gateway
Conference
All-Newcomer Team



FL DEDRIC WARD
Consensus All-
American
Gateway Conference
Offensive Player of
Year



1996 FOOTBALL SCHEDULE

Aug. 31	at Southern Utah	6:00
Sept. 7	St. Cloud State	6:30
Sept. 14	Stephen F. Austin	6:30
Sept. 21	at Iowa State	1:00
Sept. 28	McNeese State	6:30
	(Family Night)	
Oct. 12	Illinois State*	1:30
	(Homecoming)	
Oct. 19	Southwest Missouri*	6:30
Oct. 26	at Southern Illinois*	1:30
Nov. 2	at Youngstown State	12:00
Nov. 9	at Indiana State*	12:30
Nov. 16	Western Illinois*	6:30

All Times Central

*Gateway Conference Game

