

1996

1995-96 Northern Iowa Basketball

University of Northern Iowa

Let us know how access to this document benefits you

Copyright ©1995 Athletics, University of Northern Iowa

Follow this and additional works at: <https://scholarworks.uni.edu/amg>



Part of the [Higher Education Commons](#)

Recommended Citation

University of Northern Iowa, "1995-96 Northern Iowa Basketball" (1996). *Athletics Media Guides*. 216.
<https://scholarworks.uni.edu/amg/216>

This Book is brought to you for free and open access by the Athletics at UNI ScholarWorks. It has been accepted for inclusion in Athletics Media Guides by an authorized administrator of UNI ScholarWorks. For more information, please contact scholarworks@uni.edu.

Offensive Materials Statement: Materials located in UNI ScholarWorks come from a broad range of sources and time periods. Some of these materials may contain offensive stereotypes, ideas, visuals, or language.


1995-96 Northern Iowa Basketball



Senior captain Brian Carpenter (on table) and the '95-'96 Panthers are set to return to St. Louis and the Missouri Valley Conference basketball tournament


*Meet me in
St. Louie*

3 Munib Dzuho



F/C 6-8 231 Sr. 1L
Sarajevo, Bosnia

5 Sredrick Robinson




G 5-7 168 So. 1L
Waterloo, IA

10 Seth Anderson



G 6-0 167 Jr. 2L
Ames, IA

12 Darian DeVries




G 6-2 173 So. 1L
Aplington, IA

13 Tony Brus



G 6-1 195 Fr. RS
Blue Grass, IA

22 Jason Daisy



G 6-2 173 Jr. 2L
Minneapolis, MN

24 Brian Carpenter




G 6-0 160 Sr. 3L
Minneapolis, MN

25 Brian Heying




G/F 6-7 210 So. 1L
New Hampton, IA

30 Greg Wood



F 6-4 193 Fr. RS
Chicago, IL

33 Sean Hawkins



SF/C 6-6 206 So. 1L
Dolton, IL

40 Warren Vandeven



F/C 6-7 214 Jr. 1L
St. Louis, MO

50 Jerry Nelson



C 6-11 233 Fr. RS
Wyoming, MN

55 Jason Sims



F/C 6-8 255 Sr. 3L
Minneapolis, MN

Coach Eldon Miller



How to say 'em

Tony Brus.....Bruce
Darian DeVries
.....Darren Da-VREEZ
Munib Dzuho
.....Moo-NEEB JOO-ho
Brian Heying.....HIGH-ing
Sredrick Robinson
.....SAID-rick
Warren Vandeven
.....VAN-da-vin



Spirit Squad



Inside

Contents:

GENERAL INFORMATION

- 2 1995-96 Quick Facts, Schedule
- 3 Athletic Staff Directory
- 4 Media Policies
- 5 UNI Media Outlets, 1996 Postseason Dates

NORTHERN IOWA, THE PLACE TO BE

- 6-7 Facilities
- 8 UNI-Dome Records
- 9 University of Northern Iowa

1995-96 PREVIEW

- 11 Rosters
- 12-14 Outlook, Notes

MEET THE PANTHERS

- 16-17 Brian Carpenter
- 18-19 Jason Sims
- 20 Seth Anderson
- 21 Jason Daisy
- 22 Darian DeVries
- 23 Munib Dzuho
- 24 Sean Hawkins
- 25 Brian Heying
- 26 Sredrick Robinson
- 27 Warren Vandeven
- 28 Tony Brus, Jerry Nelson, Greg Wood

COACHING/UNIVERSITY STAFF

- 30-31 Head Coach Eldon Miller
- 32 Asst. Coach Kevin Boyle
- 33 Asst. Coach Jonathan Cox
- 34 Asst. Coach Samuel Skarich
- 35 Basketball Support Staff
- 36 President Robert Koob, Athletic Director Christopher Ritrievi

1995-96 OPPONENTS

- 38-45 1995-96 Opponents
- 46 Series Records vs. '95-96 Opponents
- 47 Series Records vs. All-Time Opponents
- 48 Missouri Valley Conference
- 49 MVC Tournament Records
- 50 1994-95 MVC All-Conference Teams, Standings
- 51-53 1994-95 MVC Statistics
- 84-IBC 1995-96 MVC Composite Schedule

1994-95 REVIEW


- 55 Season Review
- 56-59 1994-95 Statistics
- 60-63 1994-95 Box Scores

RECORDS

- 65 1,000 Point Club
- 66 Individual Records
- 67 Team Records
- 68-70 Annual Statistical Leaders
- 71 NCAA Tournament Records
- 72-73 Postseason MVC and NCAA Tournament Box Scores

HISTORY


- 75 Program History
- 76 Hall of Fame, All-Americans, 100 Point Games
- 77 All-Time All-Conference
- 78 Coaches Records
- 79-83 All-Time Results




Head coach Eldon Miller has led Northern Iowa to its only Division I NCAA Tournament berth and respectability in the Missouri Valley Conference. For more information on the UNI coaches and staff, refer to **pages 30-35**.



Northern Iowa has much to offer student-athletes, including first-rate facilities, coaches, athletic programs, academics and an expanding but cozy midwestern collegiate campus. Turn to **pages 6-9**.



Northern Iowa's hopes for a return to the Missouri Valley Conference post-season tournament rest on a maturing team comprised of three freshmen, four sophomores, three juniors and three seniors. For a season preview, turn to **pages 12-14**.



Senior guard Brian Carpenter returns for his final season after missing all but four games of the 1994-95 campaign with a bone spur.

Credits

The 1995-96 Northern Iowa Men's Basketball Guide was written and edited by Nancy Justis, UNI Director of Sports Information. Interior design by Merri Moser Knudtson with cover design by Beth LaVelle, UNI Office of Public Relations. Photos by Jeff Martin and the student staff of the UNI Office of Public Relations. Printed by Waverly Publishing Company.

'95-96 Panther

Quick Facts

1994-95 Overall Record.....8-20
1995 Missouri Valley Record/Finish4-14/T9th
Lettermen Returning/Lost.....10/3
Starters Returning (started 75% of games played) (3): Jason Daisy (G, 6-3, Jr., 14.7 ppg., 3.7 rpg.), Jason Sims (F/C, 6-8, Sr., 11.1, 4.6), Sredrick Robinson (G, 5-9, So., 11.1, 1.9)
Other Returning Lettermen (7): Brian Carpenter (G, 6-1, Sr., 9.5, 2.5 in 4 games), Darian DeVries (G, 6-3, 170, So., 7.2, 1.9), Munib Dzuho (F/C, 6-8, Sr., 4.2, 2.8), Brian Heying (G/F, 6-7, So., 3.4, 3.5), Sean Hawkins (F/C, 6-7, So., 2.1, 2.4), Seth Anderson (G, 6-1, Jr., 1.0, 0.4), Warren Vandeven (F/C, 6-7, Jr., 0.9, 0.8)
Starters Lost (2): Jon Ellis (F, 6-7, 6.6, 5.5), Sean Rice (F/C, 6-7, 2.9, 2.8)
Other Lettermen Lost (1): David Watts (G, 5-10, 3.1, 1.4)
Newcomers (3): Tony Brus (G, 6-1, RSF), Jerry Nelson (C, 6-11, RSF), Greg Wood (F, 6-5, RSF)
Percentage of Scoring Returning: .819 (1,558 of 1,902 points)
Percentage of Rebounding Returning: .635 (601 of 946 rebounds)

RETURNING 1994-95 UNI STATISTICAL LEADERS

Field Goal Percentage: Jason Sims, *.644 (1st in MVC)
3-Point Percentage: Darian DeVries, *.385
Free Throw Percentage: Darian DeVries, *.830 (Sredrick Robinson 8th in MVC at .773)
Rebounding: Jason Sims, 4.6
Scoring: Jason Daisy, *14.7 (7th in MVC)
Assists: Sredrick Robinson, *2.9
Steals: Brian Carpenter, *2.3 (Jason Daisy T7th in MVC at 1.3)
Blocked Shots: Jason Sims, *1.5 (T1st in MVC)
**Indicates led team*

NORTHERN IOWA IN 1994-95

MISSOURI VALLEY CONFERENCE STATISTICS

| CATEGORY | ALL GAMES | CONFERENCE GAMES |
|----------------------------|--------------|------------------|
| Team Offense | 67.9 ppg/8th | 66.1 ppg/8th |
| Team Defense | 75.5 ppg/9th | 75.1 ppg/9th |
| Team Rebound Margin | 2.9/10th | -5.3/11th |
| Team Field Goal Percentage | .438/5th | .432/6th |
| Team 3-Point Percentage | .319/10th | .327/9th |
| Team Free Throw Percentage | .651/10th | .637/10th |

PANTHER ODDS & ENDS

Tallest Players: Jerry Nelson, 6-9; Jason Sims, 6-8
Shortest Player: Sredrick Robinson, 5-7
Average Height: 6-4

Heaviest Player: Jason Sims, 255
Lightest Player: Brian Carpenter 160
Average Weight: 184

Seniors: Brian Carpenter, Munib Dzuho, Jason Sims
Juniors: Seth Anderson, Jason Daisy, Warren Vandeven
Sophomores: Darian DeVries, Sean Hawkins, Brian Heying, Sredrick Robinson
Freshmen: Tony Brus, Jerry Nelson, Greg Wood
Centers: Munib Dzuho, Sean Hawkins, Jerry Nelson, Jason Sims, Warren Vandeven
Forwards: Munib Dzuho, Sean Hawkins, Brian Heying, Jason Sims, Warren Vandeven, Greg Wood
Guards: Seth Anderson, Tony Brus, Brian Carpenter, Jason Daisy, Darian DeVries, Brian Heying, Sredrick Robinson
By State: **Bosnia (1)**—Munib Dzuho, Sarajevo; **Illinois (2)**—Sean Hawkins, Dolton; Greg Wood, Chicago; **Iowa (5)**—Seth Anderson, Ames; Tony Brus, Blue Grass; Darian DeVries, Aplington; Brian Heying, New Hampton; Sredrick Robinson, Waterloo; **Minnesota (4)**—Brian Carpenter, Jason Daisy, Jason Sims, Minneapolis; Jerry Nelson, Wyoming

1995-96 Schedule

| | |
|-------|---|
| 11/15 | Team Pella (Exhib.) 7:05 (West Gym) |
| 11/20 | Portugal 7:05 p.m. |
| 11/26 | Southern Utah 1:35 p.m. |
| 12/2 | at Central Florida 6:30 p.m. |
| 12/5 | Iowa (KWWL-TV) 7:05 p.m. |
| 12/16 | at Nebraska 7:05 p.m. |
| 12/18 | Loyola (IL) 7:05 p.m. |
| 12/21 | Central Florida 7:05 p.m. |
| 12/31 | Bethune-Cookman 1:35 p.m. |
| 1/3 | at Southwest Missouri State 7:05 p.m. |
| 1/6 | Bradley 7:05 p.m. |
| 1/8 | at Southern Illinois 7:05 p.m. |
| 1/12 | at Southern Utah 8:30 p.m. |
| 1/15 | at Evansville 7:35 p.m. |
| 1/21 | Drake (MVC-TV) 8:05 p.m. |
| 1/24 | Southern Illinois 7:05 p.m. |
| 1/27 | at Indiana State 6:00 p.m. |
| 1/29 | Tulsa 7:05 p.m. |
| 2/3 | Indiana State 1:35 p.m. |
| 2/5 | Evansville 7:05 p.m. |
| 2/8 | at Illinois State 7:05 p.m. |
| 2/10 | at Bradley 2:05 p.m. |
| 2/13 | Southwest Missouri State 7:05 p.m. |
| 2/17 | at Creighton 7:05 p.m. |
| 2/19 | Wichita State 7:05 p.m. |
| 2/21 | Creighton 7:05 p.m. |
| 2/24 | at Drake 7:05 p.m. |
| 2/26 | at Tulsa 7:05 p.m. |
| 3/2-4 | Diet Pepsi Missouri Valley Conference Tournament at St. Louis, MO |

All times listed are Central

General Information

Location: Cedar Falls, IA 50614
Founded: 1876
Enrollment: 12,800
Arena: UNI-Dome
Year Opened: 1976
Capacity: 10,000
Surface: Wood
Press Row Phone: 319-273-6311
Nickname: Panthers
Colors: Purple & Old Gold
Conference: Missouri Valley
President: Dr. Robert Koob
NCAA Representative: Dr. Jack Wilkinson
Athletic Director: Christopher Ritrievi
Head Coach: Eldon Miller
Assistant Coaches: Kevin Boyle, Jonathan Cox, Samuel Skarich
Sports Information Director: Nancy Justis
Home Phone: 319-277-3631
Asst. SID: Kevin Kane
SI Intern: David Johnson
SID FAX Phone: 319-273-3602
SID Mailing Address: UNI-Dome NW Upper, Cedar Falls, IA 50614-0314

NORTHERN IOWA Athletic Staff

Directory

Office Phone (Area Code 319)

GENERAL/ATHLETIC DEPARTMENT

Iradge Ahrabi-Fard, Volleyball273-6480
 Terry Allen, Football273-6175
 Wes Anderson, Asst. Football273-6175
 Micki Austin, Asst. Trainer273-6108
 Meredith Bakley, Softball273-2520
 Gary Barta, Asst. AD/Development ...273-6078
 Jan Bittner, Asst. Volleyball273-6480
 Don Briggs, Wrestling273-6473
 Julie Bright, Business Man273-2475
 Gene Bruhn, Asst. Softball273-2520
 Chris Bucknam, Men's Track273-6481
 Tony Bueter, Athletic Club273-2471
 Kevin Buisman, Accts. Man273-6050
 Kay Bukatz, UNI-Dome Secretary273-6050
 Nancy Clark, Men's/Women's Tennis ..273-5874
 Jonathan Cox, Asst. Men's Basketball ..273-6175
 Joan Craig, AD Secretary273-2470
 Tony DiCecco, Women's Basketball ...273-6443
 Jim Egli, Asst. AD-Facilities273-6050
 Mark Farley, Asst. Football273-6471
 Joel Greenlee, Asst. Wrestling273-6341
 Jim Hall, Men's & Women's Swimming 273-2503
 Colleen Heimstead, Asst. Women's
 Basketball273-6338
 John Jermier, Assoc. AD273-3097
 Kevin Kane, Asst. SID/Women's Golf ..273-3642
 Doug Kangas, Ticket Manager273-6131
 Bob Kincaid, Academic Adv273-6321
 Walt Klinker, Asst. Football273-6436
 Dave Kohrs, Facilities Coord273-2865
 Bill Lawson, Asst. Men's Track273-6481
 Ken Misfeldt, Asst. Baseball273-6323
 Dick Moseley, Asst. Football273-6474
 Jeff Noble, Diving273-2406
 Terry Noonan, Trainer273-6369
 Steve Nurse, Equipment Manager273-2459
 Chris Ritrievi, Ath. Dir273-2470
 Bill Salmon, Asst. Football273-6725
 Dave Schrage, Baseball273-6323
 Lea Ann Shaddox, Women's Track ...273-6157
 Terri Soldan, Asst. Women's Track ...273-6157

Caroline Thomson, Men's Basketball,

Football Secretary273-6175
 Tanya Warren, Asst. Women's Basketball 273-6987
 Ardell Wiegandt, Asst. Football273-6791
 Dr. Jack Wilkinson, NCAA Faculty Rep .273-2515
 Sandra Williamson, Assoc. AD273-6033

BASKETBALL STAFF

Kevin Boyle, Asst. Men's Basketball ...273-6175
 Jonathan Cox, Asst. Men's Basketball ..273-6175
 Eldon Miller, Head Men's Basketball ..273-6175
 Samuel Skarich, Asst. Men's Basketball .273-6175
 Caroline Thomson, Secretary273-6175

SPORTS INFORMATION STAFF

SI FAX273-3602
 Nancy Justis, Sports Info. Dir273-6354
 Kevin Kane, Asst. Sports Info. Dir273-3642
 David Johnson, Sports Info. Intern273-3642
 Linda Wiges, Secretary273-3100



GARY BARTA



JULIE BRIGHT



JIM EGLI



JERSEY JERMIER



DOUG KANGAS



DR. JACK WILKINSON



DR. SANDRA WILLIAMSON

Media

Info & Policies

Press Luncheons

Northern Iowa head basketball coach Eldon Miller or one of his staff will be in attendance at the weekly **Press Luncheon** held each Monday at 12 noon on the lower level of Tally's Grand Cafe on University Avenue in Cedar Falls. The Press Luncheons are open to the public.

Coach/Player Interviews

Members of the media wishing to talk with Coach Miller may contact him directly in the basketball office (319-273-6175) or may go through the Sports Information Office (319-273-6354) if desired. **All player interviews** should be arranged through the Sports Information Office. Please allow adequate time to make the arrangements.

Credential Requests

All requests for credentials should be made at least **three days in advance**. Credentials are left in the Media Room in room 186 of the Physical Education Center. In accordance with recommendations from the Associated Press Sports Editor's Association, **complimentary passes will not be available** to the media. **Only working press** will be assigned seats on Press Row. Those media representatives wishing to purchase tickets are urged to contact the UNI-Dome Ticket Office (319-273-6131). **Parking** is available in the Physical Education Center lot located north of the UNI-Dome on a first-come, first-served basis.

Spotters/Statisticians

Spotters and statisticians must be requested at least **three days prior** to the game. One **FAX** machine is available in the Sports Information Office located on the west side of the

UNI-Dome opposite Press Row. It is recommended that members of the media bring their own electronic sending machines. Two **phone lines** and one phone are available for transmission in the Media Room.

Radios

Radio stations should make their own arrangements for telephone lines after receiving permission to broadcast. Stations who wish to use the courtesy line should contact UNI SID Nancy Justis. Non-conference opponents are charged a nominal fee for use of the courtesy line. The **courtesy line phone number** is 319-273-6491.

Post-Game Interviews

UNI's locker room is open following a 10-minute cooling off period. A **post-game press conference** will be held in the Media Room located in room 186 of the Physical Education Center. Coach Miller will be available at the conclusion of the game, followed by the visiting head coach.

Fax On Demand

To receive Panther basketball information at your fingertips, you may access Info Connection. Dial 770-399-3066 from the handset of your fax machine. The Missouri Valley Conference System Passcode is 682. The basketball release request number is 1717, and the stats only request number is 1719. Stats are updated by 12 noon the day after the game, and the full release by late Monday afternoons.



YOUR HOSTS

Northern Iowa Sports Information

UNI-Dome NW Upper
Cedar Falls, IA 50614-0314
Office: 319-273-6354, 273-3642, 273-3100
FAX: 319-273-3602

Nancy Justis

Director of Sports Information
Home Phone: 319-277-3631

Justis is a member of the College Sports Information Directors of America (CoSIDA) and is chair of that organization's Career Enhancement Committee. She joined the UNI staff in 1974 as assistant editor in the Office of Public Relations after working one year as a reporter for the Fort Collins (CO) Coloradoan. In 1976, she was named the first fulltime assistant SID at UNI and was named director in 1979. Her publications have received several awards from CoSIDA. She was a member of the press operations corp at the 1984 Summer Olympics in Los Angeles and the 1987 Pan American Games in Indianapolis. She assisted with the 1993 NCAA Midwest Regional Basketball Championship held in St. Louis. She also is a member of Women in Communications, Inc., and the United States Basketball Writers Association. She's a 1973 graduate of the University of Iowa. A native of Cedar Rapids, IA, she and her husband, Bob, who announces home Panther football and men's basketball games, have a daughter, Nicole.

Kevin Kane

Assistant Sports Information Director
Home Phone: 319-277-6828

Kane, a 1984 UNI graduate, was named assistant SID in 1988 after pursuing his graduate degree from Western Illinois. He assumed the additional duties of head women's golf coach one year ago. Prior to taking the UNI position, he spent almost five years in radio as a reporter and on-air personality prior to pursuing his graduate degree. He also is a member of the College Sports Information Directors of America and has received publication awards from that organization. A native of Bernard, IA, he's married to the former Laurie Upah. The couple have two daughters — Kelsey, 5, and Allison, 1.

Sports Information Staff:

David Johnson, Intern
Linda Wiges, Secretary
Chad Guge, Student Assistant
Mike Michaelson, Student Assistant
Justin Stockdale, Student Assistant
Brett Proskovec, Student Assistant
Marci Watson, Student Assistant



NANCY JUSTIS



KEVIN KANE

NORTHERN IOWA MEDIA OUTLETS

PRINT MEDIA

WATERLOO COURIER: Kevin Evans, Sports Editor, P.O. Box 540, Waterloo, IA 50704...319-291-1466

DES MOINES REGISTER: Dave Witke, Sports Editor, P.O. Box 957, Des Moines, IA 50304...1-800-532-1455 (IA Only), 1-800-247-5346 (Out of state)

CEDAR RAPIDS GAZETTE: Mark Dukes, Sports Editor, 500 3rd Ave. S.E., Cedar Rapids, IA 52401...319-398-8257, 1-800-397-8258

NORTHERN IOWAN: Sports Editor, University of Northern Iowa, Cedar Falls, IA 50614...319-273-2157

ASSOCIATED PRESS: Chuck Schoffner, P.O. Box 1741, Des Moines, IA 50306...1-800-362-2580

QUAD CITY TIMES: Sports Editor, P.O. Box 3828, 124 E. 2nd St., Davenport, IA 52801...319-383-2220

TELEVISION STATIONS

KWWL-TV: Bryan Lessly, Sports Director, KWWL Bldg., 500 E. 4th St., Waterloo, IA 50703...319-291-1246

KCRG-TV: Mark Haarmann, Sports Director, 2nd Ave. at 5th St. S.E., Cedar Rapids, IA 52401...319-398-8391

KGAN-TV: Keith Bleyer, Sports Director, P.O. Box 3131, Cedar Rapids, IA 52406...319-395-9081

Iowa Public Television: Doug Brooker, P.O. Box 6450, Johnston, IA 50131...515-281-4500

KCCI-TV: Heidi Soliday, Sports Director, P.O. Box 10305, Des Moines, IA 50306...515-247-8811



Northern Iowa Sports Network personalities, analyst Virg Erickson and Gary Rima, play-by-play

RADIOS

WMT: Ron Gonder, Sports Director, P.O. Box 2147, Cedar Rapids, IA 52406...319-395-0533

KXEL: Sports Director, Box 1540, Waterloo, IA 50704...319-234-6397

KWLO: Kelly Neff, Sports Director, Box 1330, Waterloo, IA 50703...319-234-2200

KHAK: Bob Brooks, Sports Director, 425 Second St. N.E., Suite 450, Cedar Rapids, IA 52401...319-365-9431

KOEL: Gary Rima, Sports Director, P.O. Box 391, Oelwein, IA 50662...319-283-1234

KCNZ: Tracey Williams, 721 Shirley St., P.O. Box 248, Cedar Falls, IA 50613...319-277-1918

MISCELLANEOUS

Northern Iowa Sports Information: Nancy Justis, Director of Sports Information, UNI-Dome NW Upper, Cedar Falls, IA 50614-0314...319-273-6354

Virg Erickson, Radio Color Analyst: 1835 260 St., Denver, IA 50622...319-984-6429

Gateway Football Conference Office: Mike Kern, Information Director, 1000 Union Station, Suite 333, St. Louis, MO 63103...314-421-2268; FAX 314-421-3505; Scoreboard 314-569-5636

Missouri Valley Conference: Jack Watkins, Asst. Commissioner, Communications, 1000 Union Station, Suite 333, St. Louis, MO 63103...314-421-0339

Here all Panther home and away basketball games on the Northern Iowa Sports Network. Flagship station KOEL-FM (92.3 Oelwein/Waterloo/Cedar Falls), with affiliates KIWA-FM (105.3 Sheldon), KWKY (1150 AM Des Moines), KCPS (1150 AM Burlington), KLNT (1390 AM Clinton), KNOD-FM (105.3 Harlan), KMA (960 AM Shenandoah).

Among the best

Northern Iowa Facilities

NO PLACE LIKE DOME

The UNI-Dome, a unique, multi-purpose athletic facility built in 1976, has gained a reputation as one of the finest collegiate facilities in America. The Dome combines the features of a fieldhouse, football stadium and large auditorium. It contains accommodations for a variety of events such as concerts, exhibitions, trade shows and convocations, in addition to football, basketball, softball, wrestling and track events. It has been host to the NCAA football playoffs, gymnastics and wrestling championships, high school football and basketball, the Iowa high school football playoffs, and many other non-athletic events.

The Dome's versatility allows for football and basketball games or track meets to be held the same day. Underneath the artificial football turf, on a synthetic floor area, are basketball and tennis courts and an eight-lane, 220-yard oval running track.

The turf was replaced three years ago with a new AstroTurf manufactured by Balsam Corporation, the same material that lasted 16 years prior to the installation of the new. It's a premier surface utilized by every Dome facility in North America with the exception of one, and offers the best durability and playability of any material on the market.

Approximately 16,400 spectators can be seated for football games and track meets and, although normal capacity is 10,000 for basketball, seating can be expanded to over 20,000. For stage productions such as concerts, total capacity can reach 25,000.



The 10,000-seat UNI-Dome has played host to much larger crowds on various occasions, including a state record crowd of over 22,000 versus the Iowa Hawkeyes in 1989.



Located just north of the UNI-Dome and connected to the Dome by an enclosed "tunnel", the Physical Education Center (PEC) houses up-to-date facilities for the student-athlete.



UNI at the Dome

| Season | W-L | Pct. | Season | W-L | Pct. |
|---------|------|-------|----------------|------------|-------------|
| 1975-76 | 5-0 | 1.000 | 1985-86 | 7-6 | .462 |
| 1976-77 | 7-5 | .583 | 1986-87 | 9-5 | .643 |
| 1977-78 | 8-4 | .667 | 1987-88 | 7-8 | .467 |
| 1978-79 | 11-2 | .846 | 1988-89 | 14-1 | .933 |
| 1979-80 | 7-4 | .636 | 1989-90 | 15-2 | .882 |
| 1980-81 | 5-6 | .455 | 1990-91 | 9-5 | .643 |
| 1981-82 | 11-3 | .786 | 1991-92 | 7-7 | .500 |
| 1982-83 | 11-2 | .846 | 1992-93 | 9-5 | .643 |
| 1983-84 | 14-0 | 1.000 | 1993-94 | 9-4 | .692 |
| 1984-85 | 10-6 | .625 | <u>1994-95</u> | <u>3-4</u> | <u>.429</u> |
| | | | 178-79 | | .693 |

NORTHERN IOWA FACILITIES

The PEC's strength and conditioning room, recently remodeled, provides the finest equipment and a spacious and comfortable environment.



The PEC is the site for state-of-the-art training facilities under the direction of head trainer Terry Noonan.



The PEC includes home and visiting team locker rooms and the Panthers' basketball meeting room.

Top 10 UNI-Dome Attendance Figures

1. 22,797 vs. Iowa, 1990
2. 19,042 vs. Iowa, 1991
3. 12,874 vs. Iowa, 1993
4. 12,233 vs. Iowa State, 1990
5. 10,500 vs. Iowa State, 1987
6. 9,327 vs. Iowa State, 1992
7. 8,712 vs. Iowa State, 1985
8. 8,372 vs. Iowa State, 1995
9. 8,315 vs. Southwest Missouri State, 1990
10. 7,862 vs. Western Illinois, 1990



UNI-Dome

Records

NORTHERN IOWA INDIVIDUAL

Most Points: 35, Jason Reese vs. Youngstown State, 12-17-88
Most Field Goals Made: 15, Jason Reese vs. Youngstown State, 12-17-88
Most Field Goals Attempted: 26, Cam Johnson vs. Iowa, 12-7-93; Randy Kraayenbrink vs. Prairie View A&M, 11-30-85
Best Field Goal Percentage (10 att.): 91.7 (11-12), Troy Muilenburg vs. Augustana, 11-29-88
Most Free Throws Made: 14, Ray Storck vs. North Carolina-Wilmington, 2-20-82
Most Free Throws Attempted: 16, Ray Storck vs. North Carolina-Wilmington, 2-20-82
Best Free Throw Percentage (10 att.): 100 (15-15), Scott Stafford vs. Western Illinois, 3-2-85
Most Rebounds: 17, Scott Stafford vs. Valparaiso, 1-21-85
Most Assists: 14, Jay Imhoff vs. St. Ambrose, 1-24-80
Most 3-Pt. FGs Made: 7, Cam Johnson vs. Southern Illinois, 2-23-94
Most 3-Pt. FGs Attempted: 16, Cam Johnson vs. Southern Illinois, 2-23-94
Most Steals: 7, Brent Carmichael vs. Cornell, 12-28-81
Most Blocks: 8, Scott Stafford vs. Cleveland State, 1-25-84

NORTHERN IOWA TEAM

Most Points in a Half: 65 vs. Stephen F. Austin, 1-6-90
Most Points in a Game: 126 vs. Eastern Illinois (4OT), 1-30-88
Most Points by 2 Teams: 247 vs. Eastern Illinois (4OT), 1-30-88
Most Field Goals Made: 47 vs. Stephen F. Austin, 1-6-90; vs. Eastern Illinois (4OT), 1-30-88
Most FGs Made, 2 Teams: 88 (47-41) vs. Eastern Illinois (4OT), 1-30-88
Best Field Goal Percentage: 72.3 (34-47) vs. Eastern Illinois, 1-18-79
Most 3-Pt. FGs Made: 11 vs. Nevada (OT), 12-1-90
Most 3-Pt. FGs Attempted: 27 vs. Southern Illinois, 2-23-94
Most Disqualifications: 4 vs. Southwest Missouri State, 2-8-88; vs. Illinois State, 12-30-82
Most Free Throws Made: 38 vs. Illinois at Chicago, 1-23-88
Most Free Throws Made, 2 Teams: 64 vs. Southwest Missouri State (23-41), 2-8-88
Most Free Throws Attempted: 49 vs. Illinois at Chicago, 1-23-88
Most Free Throws Attempted, 2 Teams: 75 (31-44) vs. Southwest Missouri State, 2-8-88; (49-26) vs. Illinois at Chicago, 1-23-88
Best Free Throw Percentage: 100 (18-18) vs. Cleveland State, 2-9-91
Most Rebounds: 59 vs. Elmhurst College, 12-7-78
Most Rebounds, 2 Teams: 102 (55-47) vs. Winona State (OT), 12-3-81
Most Fouls: 34 vs. Southwest Missouri State, 2-8-88

OPPONENT INDIVIDUAL

Most Points: 39, Jay Taylor (Eastern Illinois) (4OT), 1-30-88
Most Field Goals Made: 14, Victor Alexander (Iowa State), 12-11-90; Troy Nelson (Elmhurst College), 12-21-85; David Morgan (Western Illinois), 2-14-78
Most Field Goals Attempted: 26, Ken McFadden (Cleveland State), 1-21-89; Rodney Freeman (Concordia College), 12-22-86; Ken Green (Pan American) (OT), 2-12-81; John Britton (Akron), 2-24-79
Best Field Goal Percentage: 90.9 (10-11), Craig McCormick (Western Kentucky), 2-27-82
Most Free Throws Made: 15, Kevin Jones (Eastern Illinois), 1-21-82
Most Free Throws Attempted: 19, Harry Moore (St. Bonaventure), 1-11-94
Best Free Throw Percentage: 100 (12-12), Clay Holt (Southwest Missouri State), 2-8-88
Most Rebounds: 18, Warren Bradley (Cleveland State) (OT), 2-29-88
Most Assists: 12, Paul O'Reilly (Elmhurst College), 12-21-85; Shawn Burns (Youngstown State), 1-26-90
Most 3-Pt. FGs Made: 6, Scott Anselm (Valparaiso), 1-23-89
Most 3-Pt. FGs Attempted: 13, Mark Prylow (Drake), 2-15-92
Most Steals: 5 (14 times, most recent) Troy Wharton (Creighton), 2-13-95
Most Blocks: 8, Tom Bragg (Western Illinois), 2-28-87

OPPONENT TEAM

Most Points in a Half: 58, Stephen F. Austin, 1-6-90
Most Points in a Game: 121, Eastern Illinois (4OT), 1-30-88
Most Field Goals Made: 42, Cleveland State (OT), 1-21-89
Best Field Goal Percentage: 81.6 (31-38), Youngstown State, 1-26-80
Most 3-Pt. FGs Made: 11, Drake, 2-15-92; Illinois at Chicago (3OT), 3-5-90
Most 3-Pt. FGs Attempted: 28, Drake, 2-15-92
Most Disqualifications: 6, Illinois at Chicago (3OT), 3-5-90
Most Free Throws Made: 41, Southwest Missouri State, 2-8-88
Most Free Throws Attempted: 45, Eastern Illinois (4OT) 1-30-88
Best Free Throw Percentage: 100, (most made) 17-17, Tulsa, 2-15-94
Most Rebounds: 53, St. Ambrose, 12-6-76
Most Fouls Against: 37, Illinois at Chicago, 1-23-88

Northern Iowa

The University of Northern Iowa emphasizes outstanding undergraduate education, with complementary graduate programs at the master's, specialist's and doctoral levels. Building on its historic strength in teacher education, the University has developed a number of outstanding programs in its various Colleges. UNI also participates in the bachelor of liberal studies program offered by the Regents Universities, and its Division of Continuing Education and Special Programs sponsors classes off-campus in centers throughout the state. Enrollment on its 860-acre campus stands at over 13,000 students from every county in Iowa, 40 states and 48 foreign countries.

UNI's heritage and philosophy place great value on providing a student-centered educational experience. The University nurtures a premiere learning environment — it is small enough to offer its students individualized attention, yet large enough to provide a variety of resources and opportunities as well as distinguished faculty. The University prides itself on being a great teaching university, and most courses are taught by full-time faculty members (nearly 700) who are committed to helping students grow intellectually and personally.

UNI was founded in 1876 as the Iowa State Normal School. In 1909, it became Iowa State Teachers College. In 1961, the name was changed to State College of Iowa, and in 1967, the Iowa Legislature acted to change the status of the institution to that of a university under its present title.

While maintaining its primary emphasis on teacher education, the University has continued its metamorphosis toward a multi-purpose institution, with nationally acclaimed programs in many disciplines. UNI's accounting program continues to be ranked among the best in the nation. UNI student

groups ranging from chemistry to conservation to public relations have been recognized by their respective national groups for the excellence of their programs.

UNI's outreach also extends to the Iowa business community through programs of the External Services Division of the College of Business Administration, including the Institute for Decision Making, Small Business Development Center, Small Business Institute, Management & Professional Development Center, Market Development Program and Industrial Site Location Program. The Iowa Waste Reduction Center provides free, non-regulatory consulting services on waste management to the state's small and medium-sized companies. The Iowa Plastics Technology Center and the Center for Applied Research in Metal Casting are among UNI's newest service programs designed to diversify, expand and strengthen Iowa's economy.

UNI offers a wide variety of cultural programs, lectures and conferences. The Continuing Education division, often in conjunction with the University's Office of Conference and Visitor Services, also cooperates with business and industry in programs of study and development on the campus.



Cedar Falls

Tucked away in the heart of northeast Iowa lies Cedar Falls, a community that still remembers what small-town American life is supposed to be. Cedar Falls combines diverse cultural entertainment, beautiful scenic nature trails, numerous historical landmarks, and the warmth of midwest friendliness.


Cedar Falls is a dynamic university community whose citizens are characterized by pride, warmth and a full measure of Iowa hospitality. The city offers many educational, cultural and recreational activities. Students find that the Cedar Falls environment contributes to their collegiate experience, and travelers, tourists and other visitors appreciate the friendly restaurants, accommodations and services.

With a population of over 36,000, Cedar Falls has a secure, small-town atmosphere with all the advantages of a much larger city. In combination with neighboring Waterloo, a population of more than 100,000 forms a culturally rich metropolitan area.



'95-96

PREVIEW



I *nside*

11 *Rosters*

.....**12-13** *Outlook*

14 *Notes*

Northern Iowa

1995-96 Rosters

ALPHABETICAL

| No. | Player | Pos. | Ht. | Wt. | Yr. | Hometown (High School/JUCO) |
|-----|---------------------|------|------|-----|-----|---------------------------------------|
| 10 | Anderson, Seth** | G | 6-0 | 167 | Jr. | Ames, IA (Ames) |
| 13 | Brus, Tony (RS) | G | 6-1 | 201 | Fr. | Blue Grass, IA (Davenport West) |
| 24 | Carpenter, Brian*** | G | 6-1 | 160 | Sr. | Minneapolis, MN (Washburn) |
| 22 | Daisy, Jason** | G | 6-2 | 173 | Jr. | Minneapolis, MN (South) |
| 12 | DeVries, Darian* | G | 6-2 | 173 | So. | Aplington, IA (Aplington-Parkersburg) |
| 3 | Dzuho, Munib* | F-C | 6-7 | 231 | Sr. | Sarajevo, Bosnia (Northeast Tech) |
| 33 | Hawkins, Sean* | F-C | 6-6 | 206 | So. | Dolton, IL (Thornton) |
| 25 | Heying, Brian* | G-F | 6-7 | 210 | So. | New Hampton, IA (New Hampton) |
| 50 | Nelson, Jerry (RS) | C | 6-11 | 233 | Fr. | Wyoming, MN (Forest Lake) |
| 5 | Robinson, Sredrick* | G | 5-7 | 168 | So. | Waterloo, IA (East) |
| 55 | Sims, Jason*** | F-C | 6-8 | 255 | Sr. | Minneapolis, MN (South) |
| 40 | Vandeven, Warren* | F-C | 6-7 | 214 | Jr. | St. Louis, MO (Oakville) |
| 30 | Wood, Greg (RS) | F | 6-4 | 193 | Fr. | Chicago, IL (Hales Franciscan) |

NUMERICAL

| No. | Player | Pos. | Ht. | Wt. | Yr. | Hometown (High School/JUCO) |
|-----|---------------------|------|------|-----|-----|---------------------------------------|
| 3 | Dzuho, Munib* | F-C | 6-7 | 231 | Sr. | Sarajevo, Bosnia (Northeast Tech) |
| 5 | Robinson, Sredrick* | G | 5-7 | 168 | So. | Waterloo, IA (East) |
| 10 | Anderson, Seth** | G | 6-0 | 167 | Jr. | Ames, IA (Ames) |
| 12 | DeVries, Darian* | G | 6-2 | 173 | So. | Aplington, IA (Aplington-Parkersburg) |
| 13 | Brus, Tony (RS) | G | 6-1 | 201 | Fr. | Glue Grass, IA (Davenport West) |
| 22 | Daisy, Jason** | G | 6-2 | 173 | Jr. | Minneapolis, MN (South) |
| 24 | Carpenter, Brian*** | G | 6-1 | 160 | Sr. | Minneapolis, MN (Washburn) |
| 25 | Heying, Brian* | G-F | 6-7 | 210 | So. | New Hampton, IA (New Hampton) |
| 30 | Wood, Greg (RS) | F | 6-4 | 193 | Fr. | Chicago, IL (Hales Franciscan) |
| 33 | Hawkins, Sean* | F-C | 6-6 | 206 | So. | Dolton, IL (Thornton) |
| 40 | Vandeven, Warren* | F-C | 6-7 | 214 | Jr. | St. Louis, MO (Oakville) |
| 50 | Nelson, Jerry (RS) | C | 6-11 | 233 | Fr. | Wyoming, MN (Forest Lake) |
| 55 | Sims, Jason*** | F-C | 6-8 | 255 | Sr. | Minneapolis, MN (South) |

*Letters Earned

1995-96 at a glance

1994-95 Statistics:

RETURNEES — 10 (STARTERS IN 75% OF GAMES IN CAPS)

| Name | Exp. | G-GS | MP-Avg. | FG% | FT% | Reb.-Avg. | TP-Avg. |
|-------------------|------|-------------|--------------|------|------|-----------------|-------------------|
| Seth Anderson | 2L | 18-0 | 72-4.0 | .615 | .500 | 7-0.4 | 18-1.0 |
| Brian Carpenter | 3L | 4-4 | 125-31.3 | .367 | .750 | 10-2.5 | 38-9.5 |
| JASON DAISY | 2L | 28-24 | 883-31.5 | .459 | .689 | 103-3.7 | 412-14.7 |
| Darian DeVries | 1L | 26-13 | 578-22.2 | .434 | .830 | 49-1.9 | 187-7.2 |
| Munib Dzuho | 1L | 28-2 | 412-14.7 | .371 | .727 | 79-2.8 | 118-4.2 |
| Sean Hawkins | 1L | 28-5 | 270-9.6 | .406 | .381 | 66-2.4 | 60-2.1 |
| Brian Heying | 1L | 28-17 | 537-19.2 | .429 | .429 | 99-3.5 | 95-3.4 |
| SREDRICK ROBINSON | 1L | 28-24 | 774-27.6 | .351 | .773 | 54-1.9 | 311-11.1 |
| JASON SIMS | 3L | 28-21 | 673-23.0 | .644 | .493 | 128-4.6 | 312-11.1 |
| Warren Vandeven | 1L | 8-0 | 46-5.8 | .333 | .429 | 6-0.8 | 7-0.9 |
| Totals | | -110 | 4,370 | | | 601-21.5 | 1,558-55.6 |

LETTERMEN LOST — 3

| Name | Exp. | G-GS | MP-Avg. | FG% | FT% | Reb.-Avg. | TP-Avg. |
|---------------|------|------------|-------------|----------|------|----------------|-----------------|
| Jon Ellis | 4L | 28-16 | 4L | 522-18.6 | .464 | .618 | 154-5.5 |
| Sean Rice | 4L | 25-12 | 348-13.9 | .393 | .691 | 70-2.8 | 73-2.9 |
| David Watts | 1L | 28-1 | 403-14.4 | .290 | .717 | 40-1.4 | 87-3.1 |
| Totals | | -29 | 1273 | | | 264-9.4 | 344-12.3 |

NEWCOMERS — 3

| Name | Exp. | 1994-95 School | Pts. | Reb. |
|--------------|------|--------------------------|------|------|
| Tony Brus | Fr. | Northern Iowa (Redshirt) | 25.2 | 4.9 |
| Jerry Nelson | Fr. | Northern Iowa (Redshirt) | 10.0 | 10.0 |
| Greg Wood | Fr. | Northern Iowa (Redshirt) | 19.0 | 11.0 |

1995-96

outlook

Last year's Northern Iowa basketball portfolio had its ups and downs. Taking stock of the 1995-96 offering, it's clear that last season should pay high dividends for the Panthers.

Let's look at the data. UNI opened the 1994-95 campaign with six straight road games. Following the first four games, senior captain, guard **Brian Carpenter**, opted to sit out the rest of the season because of a painful bone spur in his heel. Just about the time the Panthers were to welcome a five-game homestand, the UNI-Dome's air-supported roof deflated under 10 inches of wet, heavy snow. As a result, they weren't able to play a real home game until January 16th.

Surrounding all that devastation was the fact that only five lettermen, including two starters, returned from the previous year. Even with Carpenter healthy, UNI still would have been in the midst of a major rebuilding plan with four freshmen playing an important role on the court.

No, it wasn't the kind of year you write home about. UNI finished only 8-20 overall and 4-14 in the Missouri Valley Conference, tying for ninth and missing the league's post-season tournament for the first time in over a decade. But because of the experience gained by a youthful squad, last season's trials are an investment for the future.

"The good news is that we're no longer a new team," Panther head coach Eldon Miller said. "We'll probably have the best balance in classes we've had in a long time. We've got two players who have started two or more years. Last year's MVP, **Jason Daisy**, started three games as a freshman and all but four games last year. All three of our seniors, two of our juniors and all four of our sophomores have started some games."

Senior leadership revolves around Carpenter and centers **Jason Sims** and **Munib Dzuho**. Daisy is part of the junior class, along with reserves **Seth Anderson** and **Warren Vandeven**. However, it's the sophomore class which took the brunt of last season's tailspin, with no less than five players seeing some time in starting roles.

"We had a year when we had a lot of kids improve, but as a team, we just were not good enough," Miller said. "While our young kids put forth a great effort, we couldn't physically or mentally get it done consistently."

"It was probably one of my toughest years coaching," he added. "But our young kids showing consistent improvement helped keep things positive for the most part. It was like we were starting over, and starting over is never easy, particularly after we lost Carpenter. That loss to injury took seven of our top eight players from the year before. We never felt we couldn't get it done, but it never happened."

Nothing pays off

more than experience. Miller feels his team's strength this coming year lies in good offensive balance.

"We'll be able to score from a variety of positions on the floor," he explained. "The experience we gained last year also will enable us to be a stronger defensive unit, including rebounding. Our players have gotten physically stronger. They had a good spring in the weight room. We expect to have experienced leadership, particularly from Carpenter and Sims, but also from younger players in the program."

The Losses

UNI loses only three players off last year's squad. Senior forwards Jon Ellis and Sean Rice have used up their eligibility. Though they were part-time starters throughout their careers, they never were at the peak of many statistical categories, except Ellis did lead the team last year in rebounds with a 5.5 average.

Ellis started 16-of-28 games last season and Rice 12-of-25. But because of the youth surrounding them, it was difficult for Miller and his staff to settle on any one starting unit for most of the year. Many different combinations were attempted and not one player started all 28 contests.

Ellis averaged 6.6 points and 18.6 minutes along with his 5.5 rebounds. He brought down a career-high 15 rebounds versus Wartburg and scored a season-high 16 points against Loyola and Long Island.

Rice contributed 2.9 points and 2.8 rebounds in 13.9 minutes per game. He tied a career high with 12 points against Indiana State and set a career standard with nine rebounds versus Creighton last year. He also made eight-of-eight free throws versus INSU.

The third player missing is freshman guard David Watts, a walk-on last year who ended up starting one game. He averaged 14.4 minutes, 3.1 points and 1.4 rebounds. He scored a career-high 17 points against Illinois State. He since has transferred to a junior college program.

The Veterans

The Panthers open the book this year with 10 returning lettermen, including three players who started at least 75 percent of the team's games — junior guard Daisy, sophomore guard **Sredrick Robinson** and senior center Sims. Carpenter started all four games he played.

Continuing on, there are four other players who started at least two games — sophomore guard **Darian DeVries** was given the starting nod in 13-of-26 games played, Dzuho started two-of-28 contests, sophomore forward-guard **Brian Heying** 17-of-28 games and sophomore forward-center **Sean Hawkins** saw starting action in five games.

With all that youth, the Panthers return the team's top five scorers, with



Senior center Jason Sims led the Missouri Valley Conference in blocked shots.



Jason Daisy was the team MVP while leading the Panthers in scoring.



Brian Carpenter returns for his fifth season recovered from a bone spur.

scoring and steals (1.5) and fifth in field goal percentage (.459). He tallied a career-high and team season-high 28 points in the West Gym against Long Island, grabbed a career-high eight rebounds versus Drake and recorded a career-high five steals against Loyola. He made 29-of-87 three-pointers for 33 percent and 93-of-135 free throws for 69 percent. He dished out 1.6 assists per game.

Tying for second on the team with 11.1 points per game were Sims and Robinson. Sims, the most experienced center, led the league in field goal percentage (.644) in conference games and was tied for first in blocked shots (1.5) in all games. He was second to Ellis with 4.6 caroms per game. He played the latter part of the season with a foot injury and did not start the last two games in favor of Dzuho.

Sims tallied a career-high 20 points against Tulsa and recorded other personal-bests with 11 rebounds versus Indiana State. His seven-of-seven field goals against New Orleans was a team high for goal percentage, and he tied with Hawkins on the team with four blocks against Drake and Creighton.

Robinson was one of two freshmen to start most of the year. He averaged 27.6 minutes and was a candidate for the MVC's all-newcomer team. He ranked sixth in the league in free throw percentage (.773) and led the team with 2.9 assists per game.

He scored a career-high 26 points against Illinois State and dished out eight assists against Loyola. Though he made only 31 percent of his three-pointers, he connected on more than any other player on the team with 46.

Carpenter was averaging 9.5 points, 2.5 rebounds and 2.3 assists at the time of his redshirt. He scored a season-high 13 points against New Orleans in the first game of the year and added 10 against Niagara and 11 versus Illinois State.

Another freshman, redshirt guard DeVries, averaged 7.2 points. He led the squad in free throw percentage (.830, 44-53) and averaged 22.2 minutes. He had a career-high 19 points against Indiana State.

The Panthers played three other new faces, including true freshman Heying, who averaged 19.2 minutes, 3.4 points and 3.5 rebounds. His season-high 10 points came against Drake, as did his personal high of nine rebounds. A versatile player, he stole the ball four times against Iowa.

Hawkins, another first-year player, averaged 9.6 minutes, 2.1 points and 2.4 rebounds. He was tied for ninth in the conference with 0.9 blocks per game. He tallied a career-high 11 rebounds against Nebraska.

Senior Dzuho, who transferred from Northeast Tech Junior College, averaged 14.7 minutes, 4.2 points and 2.8 rebounds. He can shoot from anywhere on the floor, and made 10 three-pointers. He scored a career-high 13 points against Nebraska and Illinois State and brought down eight rebounds against Long Island and Drake. He blocked three shots against the Cornhuskers, when he also had four steals.

UNI also returns junior guard **Seth Anderson**, who averaged only 4.0 minutes in 18 games; and junior forward-center **Warren Vandeven**, who played only 5.8 minutes in eight games. Vandeven had redshirted the

Carpenter included in that group, and seven of the top nine. As mentioned, Ellis was the top rebounder, followed by Sims, Daisy and Heying. After Ellis' loss, UNI loses only a player tied for fifth and one ranking 11th on the squad in that category.

At the top of the scoring chart is Daisy, who came back after a redshirt season to finish as the team's leading scorer with 14.7 points per game. He was seventh in the league in

previous year with a chronic back problem.

The Newcomers

With Carpenter gaining another year of eligibility due to injury, Miller and his staff did not award any other national letters of intent, what with three redshirt freshmen sitting out competition last year.

Tony Brus, a 6-1 guard from Davenport (IA) West High School; 6-11 center **Jerry Nelson** of Forest Lake High School in Wyoming, MN; and 6-5 forward **Greg Wood** of Chicago's Hales Franscan will see their first action.

Wood did not play his senior year of high school after transferring to Chicago from St. Louis. Brus is expected to contribute immediately and has been compared to former Panther Cam Johnson in his style of play.

An Overview

Hawkins can play either center or at power forward. "He, along with Heying, Dzuho and Vandeven, give the team good speed and athletic ability," Miller said. "Dzuho and Heying can provide perimeter shooting, while the others provide more of an inside game with their defense and rebounding. All four can run. 'Hawk' may play some at the five position."

Daisy, too, could play either at the two or three position, Miller added. Heying played small forward almost exclusively a year ago.


"The strength of our backcourt will dictate we play one or two guards at the three spot some," Miller said. "Both Daisy and Brus are capable of playing that position."

Miller said he and his staff knew last year would be tough because of the team's youth.


"But we expect to be competitive with the strongest teams in the Missouri Valley this year," he said. "Bradley and Illinois State return the most players, but from that point on, the league is kind of a jumble. Southern Illinois would have been right up there if Chris Carr would not have declared for the draft."

As for the non-conference slate, the Panthers have lost their games against Iowa State at least for the next two years.

"We don't like it (ISU not scheduling UNI), but we have two other very challenging games — against Iowa at home and Nebraska on the road. The other teams we play are similar to us. They aren't teams from the top four or five conferences, but they will be very competitive. Southern Utah won its league last year. Central Florida struggled, but they recruited a lot of junior college players a year ago, so they'll bring in veterans. Loyola recruited very well and will be strong. And our two exhibition games will prepare us in the preseason. Pella won the national AAU tournament last year."



Sophomore Sredrick Robinson was a candidate for the MVC's all-newcomer team in 1994-95.



Sophomore Darian DeVries hit the winning shot at Wichita State.

Panther Notes

Murphy's Law Applied in 1994-95: The old standard of what can go wrong will go wrong seemed to apply for the Panthers in 1994-95. First they lost senior floor leader Brian Carpenter to a painful bone spur, then the UNI-Dome roof deflated just when they were ready to return home from a six-game road series to open the season. UNI was not to return to its home court until January 16th, playing five "home" games in three different facilities.

The Coach: The Panthers' Eldon Miller heads into his 34th season as a collegiate head coach with a 528-377 (.583) record, ranking him as the 12th winningest Division I coach in the nation. He is 124-136 in nine years at UNI. He ranks third on UNI's coaching list in number of wins, behind Hon Nordly's 166 wins in 15 seasons and Jim Berry's 144 wins in 13 campaigns.

This 10th season at UNI ties for the most number of years he has coached at any one school. He spent eight years at Wittenberg, his alma mater; six years at Western Michigan and 10 years at Ohio State, his last stop before coming to Northern Iowa.

The 1995-96 Schedule: In addition to the Missouri Valley Conference slate, UNI's non-conference schedule features three teams never faced before — Southern Utah of the American West Conference, Central Florida of the Trans America Athletic Conference and Bethune Cookman of the Mid-Eastern Athletic Conference. UNI also plays Iowa, Nebraska and Loyola-Chicago again this year. UNI will play six teams which advanced to post-season play a year ago. Two MVC teams advanced to the NCAA Tournament in 1995 — Southern Illinois and Tulsa — while two more were invited to the National Invitational Tournament — Bradley and Illinois State. Nebraska and Iowa also played in the NIT.

This will be the first year since the 1979-80 season that UNI will not play Iowa State. After last season's game in the UNI-Dome, ISU head coach Tim Floyd dropped the Panthers from his schedule, citing scheduling problems. The Cyclones were an NCAA Tournament team last year. Negotiations indicate the two intra-state rivals will resume a series in two years time.

UNI has a combined 45-125 record against 1995-96 opponents.

On the Tube: At presstime, UNI was to have three games on television, including the December 5th game against Iowa on KWWL-TV in Waterloo, the January 21st game against Drake as part of the Missouri Valley Conference package, and the February 13th game against Southwest Missouri State.

What You See...: Due to the injury to Brian Carpenter last season and the overall youth of the team, the Panthers' did not sign any additional players to national letters of intent. However, there will be three newcomers this year, all of whom redshirted last year — guard Tony Brus of Davenport (IA) West High School, center Jerry Nelson of Forest Lake High School in Wyoming, MN; and Greg Wood of Chicago's Hales Franciscan.

Season Ended: The Panthers' season ended all too soon last year. Partially due to all the obstacles the young team faced, they failed to reach a post-season tournament berth at least as far back as can be determined there was a post-season tournament. UNI finished 4-14 in the MVC, tying for ninth place. The top eight teams advanced to the Diet Pepsi Missouri Valley Conference Tournament in St. Louis last year. The previous year, the Panthers advanced all the way to the championship game, losing to Southern Illinois by only three points.


Home Court Advantage: When looking over the past years, it's easy to see why being unable to play five home games last season in the UNI-Dome was detrimental. The Panthers have compiled a 178-79 (.693) record under the Big Top since the facility was opened in the 1975-76 season. UNI was 3-4 in the Dome last year for the first losing season in the building since 1980-81.

Panther Notebook: Nine of Northern Iowa's 31 100-point games have come under Eldon Miller...UNI's longest losing streak last year was five games. The last time the Panthers had that length of a drought was during the 1991-92 season when they finished 10-18 overall...UNI played in two overtime games a year ago, losing both. It dropped the first game of the year to New Orleans, 90-81, at the Big Island Invitational, then lost 95-88 to a ranked

Nebraska team in the Five Seasons Center in Cedar Rapids, IA. That game was to have been in the UNI-Dome. The Panthers are 11-7 in overtime games under Eldon Miller...UNI set school records for most conference games lost (14), most free throws allowed in a season (514), free throw attempts allowed in a game (55 by Nebraska), three-point field goals attempted in a game (29 vs. Illinois State), most fouls in a game (36 vs. Nebraska), steals allowed in a game (23 by Iowa), and steals allowed in a season (239). Jason Sims set a school standard for field goal percentage in a career with .616 (186-302)...UNI's roster includes five players from the State of Iowa, four from Minnesota, two from Illinois, one from Missouri and one from Bosnia...Munib Dzuho is the first foreign athlete to play basketball for the Panthers...UNI missed out on having a player named to any all-conference squad for the first time since the 1976-77 season when it finished 9-18 overall...The Panthers lost nine games by 10 or fewer points and five games by five or fewer points — a 66-61 loss in Cedar Rapids' Five Seasons Center to Wichita State in the first league game of the year, a 64-59 loss at Creighton, a 65-62 loss at Southwest Missouri State and an 80-75 loss at home to the Bears, and a 66-65 loss at home to Southern Illinois...UNI picked up its first win ever at Wichita State, 59-58, when freshman Darian DeVries made the winning bucket with no time left off a failed attempt by Munib Dzuho...When the Panthers' field goal percentage was better than their opponents, they still lost seven games because of the discrepancy at the foul line. The worst example occurred at Bradley, when UNI made .588 percent (30-51) of its shots and the Braves .566 (30-53). However, UNI made only four-of-seven free throws, while BU made 26-of-31. UNI lost 94-69. That was UNI's highest field goal percentage of the year. Ironically, its lowest percentage of the year also was against Bradley in the Five Seasons Center in Cedar Rapids...Junior guard Jason Daisy moved into UNI's 500-point club after scoring 412 points this past year. His 525 career points ranks him 55th overall...Three different players led UNI in scoring last year, with Daisy taking the lead in 16 games, Sredrick Robinson in seven games and Jason Sims in six.

Meet the

PANTHERS



Inside

16-17 *Brian Carpenter*

.....**18-19** *Jason Sims*

20 *Seth Anderson*

.....**21** *Jason Daisy*

22 *Darian DeVries*

.....**23** *Munib Dzuho*

24 *Sean Hawkins*

.....**25** *Brian Heying*


26 *Sredrick Robinson*

.....**27** *Warren Vandeven*

28 *Newcomers*

24 BRIAN CARPENTER

6-1 SENIOR GUARD MINNEAPOLIS, MN (WASHBURN)



Carpenter's Career Highs

POINTS—18 vs. Illinois State, Iowa State
FIELD GOALS—8 vs. Illinois State
FIELD GOAL ATTEMPTS—13 vs. Illinois State
3-POINT FIELD GOALS—2 vs. Several
3-POINT FIELD GOAL ATTEMPTS—7 vs. Southern Illinois, Tulsa
FREE THROWS—6 vs. Bradley, Drake, New Orleans
FREE THROW ATTEMPTS—8 vs. Niagara
BLOCKED SHOTS—1 vs. Several
REBOUNDS—7 vs. Creighton
ASSISTS—8 vs. Long Island
STEALS—4 vs. Several

The Panthers had just named him team captain, and after losing their top two scorers from the previous season, the team needed Brian Carpenter to step up his scoring. Northern Iowa's starting point guard entered his final season with great expectations.

However, Carpenter noticed pain in his foot during the preseason. "It just started out as a real dull pain," he said. "I thought it would just go away as long as I kept icing it after practice. As we progressed in our conditioning workouts and playing every day, it got worse."

After starting the 1994-95 campaign with three games in Hawaii, a road game at Southern Cal and coming away with a 1-3 record, Carpenter had a tough choice to make.

"I thought at first I would play through (the pain), because in sports, you have to play through injuries. I was willing to do this for my teammates. They needed me a lot," Carpenter explained. "I was really struggling a lot (in the first four games). I could not do anything for the team and I really couldn't do anything the coaches wanted me to."

Carpenter decided to tell Head Coach Eldon Miller about the pain. "Well, I knew it was hurting him," Miller said. "You are going to have injuries. His was the kind where you needed to take time off. You can't play basketball if you are not healthy. It's a challenging enough game when you are healthy."

Carpenter soon found out he had a bone spur, then his season was over. Qualifying for a medical redshirt, his role changed from a floor leader to a mentor. He tried to give the freshmen guards advice.

"That was kind of hard because trying to teach in the game of basketball, it's a lot easier to show them than trying to explain," Carpenter said. "That was a learning experience for me. Being a point guard, I knew what they were going through. I could try and help them with certain plays during the game and certain situations that I could see from sitting on the sidelines. I just tried as much as I possibly could to be involved with helping out the team."

From the bench, Carpenter watched as two of his friends took over on the floor. Jason Sims and Jason Daisy, also from the Twin Cities, are key players the other Panthers looked up to. The "Minnesota Connection" has known each other for awhile.



"I've known Sims since seventh grade," Carpenter explained. "We played together on the same travelling team where both our fathers were our coaches."

"I met J.D. (Daisy) at an open gym at South High School after he'd moved from Louisiana. We played against each other and it was a mutual respect thing. I knew this guy was a big-time player. I've gotten to know him better since he came to UNI."

Having both Jasons around has been a positive for Carpenter. "I think it's made my years and experiences here a lot easier and a lot more fun," said Carpenter. "There's always someone you can talk with, and being from the same hometown, it makes it easier to talk to them. If they have any problems or concerns, they can come talk to me."

The key to Carpenter's return has been the training during the off-season.

"I think a player becomes a better ball player during the summer than when school starts," Carpenter said. "You have to become motivated during the off-season. Sitting out last season, I had to get started right away."

Carpenter moved back home over the summer and played in a league along with Daisy, some Minnesota Gopher players, and overseas and ex-NBA players. He averaged about 24 points, with a single-game high of 44 points. He said his foot held up well.

So what do Panther fans have to look forward to this season with a healthy Carpenter?

"As a player, first and foremost, he has excellent quickness," said Miller. "He is a very versatile guard who can run the offense and get involved in the scoring. He works hard on the defensive end and shows very solid overall guard play. That is what Brian brings to the team."

Carpenter once again has expectations for the season. "We want to get to the NCAA Tournament — that's our focal point, our team goal," he said. "We also want to win the

conference championship and to do some things that our basketball program has not experienced since 1990 with Dale Turner, Cedric McCullough and the rest of the team."

He also has plans for after graduation in May. "I hope to continue playing basketball — hopefully in the NBA or overseas, whatever opportunity presents itself," he said. "That's been a childhood dream of mine and until I see that dream can't be reachable, then it's still alive."

"I might go into coaching, because I really love working with young people, giving what I learned back to them. I would like to give something back to them because they are the future. They need to see that they can reach their goals without taking the wrong paths as far as drugs and violence. That is what I hope to be as an example for young people to look at — to see that you can make it to the top the right way."

1995-96: Returns for his fifth year after receiving a medical redshirt last season...One of only three seniors and one of the two most experienced players...Considered UNI's floor and motivational leader...Will battle for a starting role with much younger players who received more playing time last year because of his injury.

1994-95: Team captain and started the first four games of the year before a painful bone spur in his heel sidelined him for the rest of the season...Was averaging 9.5 points and 2.3 assists and steals at the time of his departure...Shot 37 percent from the field, 31 percent from three-point range and 75 percent at the line...Brought down 2.5 rebounds per game...Averaged 31.3 minutes, second only to Jason Daisy's 31.5 minutes...Had a career high eight free throw attempts versus Niagara and tied a career-high six free throws made against New Orleans...Scored 13 points against UNO, 10 against Niagara and 11 against Illinois State before bowing out with four against Southern Cal.

1993-94: Ranked third on the team in scoring, averaging 7.7 points...Averaged 2.8 rebounds and led the team with 3.1 assists per game...Was second-high with 1.5 steals...Started all 29 games...Scored in double digits seven times, with a season-high 18 points against Iowa State, tying a career high...Grabbed a career-high seven rebounds versus Creighton...Also had a team-high and career-high eight assists against Long Island University...Shot 42 percent from the field, 28 percent from three-point range and 71 percent at the line.

1992-93: Team's fifth-leading scorer...Started seven of 26 games, primarily at the end of the season...Averaged 4.9 points and 1.9 rebounds...Squad's third-leading assistman, averaging 1.3, and third-leading stealer with 1.0 per game...Shot 37 percent (43-115) from the field, 23 percent (7-31) from three-point range and 73 percent (35-48) at the line...Had a career-high 18 points versus Illinois

CARPENTER'S CAREER STATISTICS

| Year | G-S | FG-FGA | Pct | 3FG-3FGA | Pct | FT-FTA | Pct | REB-Avg | AS-Avg | BS | ST | TP-Avg |
|-------------|--------------|----------------|-------------|---------------|-------------|----------------|-------------|----------------|----------------|----------|-----------|----------------|
| 91-92 | 15-0 | 14-45 | .311 | 4-13 | .308 | 11-14 | .786 | 23-1.5 | 24-1.6 | 0 | 6 | 43-2.9 |
| 92-93 | 26-7 | 43-115 | .374 | 7-31 | .226 | 35-48 | .729 | 50-1.9 | 34-1.3 | 2 | 26 | 128-4.9 |
| 93-94 | 29-29 | 73-176 | .415 | 19-68 | .279 | 57-80 | .713 | 81-2.8 | 89-3.1 | 2 | 43 | 222-7.7 |
| 94-95 | 4-4 | 11-30 | .367 | 4-13 | .308 | 12-16 | .750 | 10-2.5 | 9-2.3 | 1 | 9 | 38-9.5 |
| Tot. | 74-40 | 141-366 | .385 | 34-125 | .272 | 107-155 | .690 | 164-2.2 | 156-2.1 | 5 | 84 | 431-5.8 |

CARPENTER 1994-95 GAME-BY-GAME

| G/ OPPONENT | G/ GS | FG/ FGA | Pct | 3PT/ 3PTA | Pct | FT/ FTA | Pct | PTS | REB | DEF | TOT | PF/ D | AST | TO | BLK | STL | MIN |
|-------------------|---------------|----------------|-------------|---------------|-------------|---------------|-------------|------------|-----------|-----------|-----------|--------------|-----------|-----------|----------|-----------|------------|
| 1 Morningside | 1/ 1 | 1/ 6 | .167 | 0/ 2 | .000 | 1/ 2 | .500 | 3 | 0 | 4 | 4 | 2/ 0 | 4 | 2 | 0 | 0 | 30 |
| 2 Iowa State | 1/ 1 | 7/ 10 | .700 | 1/ 3 | .333 | 3/ 4 | .750 | 18 | 0 | 2 | 2 | 2/ 0 | 2 | 4 | 0 | 2 | 29 |
| 3 Iowa | 1/ 1 | 0/ 4 | .000 | 0/ 3 | .000 | 2/ 4 | .500 | 2 | 0 | 1 | 1 | 4/ 0 | 2 | 1 | 0 | 3 | 26 |
| 4 Drake | 1/ 1 | 1/ 3 | .333 | 0/ 0 | .000 | 2/ 3 | .667 | 4 | 1 | 0 | 1 | 3/ 0 | 2 | 3 | 0 | 0 | 25 |
| 5 Illinois State | 1/ 1 | 1/ 6 | .167 | 0/ 2 | .000 | 1/ 2 | .500 | 3 | 0 | 1 | 1 | 4/ 0 | 2 | 3 | 0 | 0 | 22 |
| 6 Long Island | 1/ 1 | 3/ 4 | .750 | 0/ 1 | .000 | 1/ 2 | .500 | 7 | 0 | 4 | 4 | 0/ 0 | 8 | 1 | 0 | 0 | 30 |
| 7 Cal State Full | 1/ 1 | 3/ 8 | .375 | 1/ 3 | .333 | 1/ 2 | .500 | 8 | 0 | 4 | 4 | 0/ 0 | 3 | 3 | 0 | 4 | 28 |
| 8 Nebraska | 1/ 1 | 4/ 9 | .444 | 1/ 2 | .500 | 5/ 6 | .833 | 14 | 1 | 4 | 5 | 3/ 0 | 3 | 1 | 0 | 1 | 31 |
| 9 Creighton | 1/ 1 | 0/ 2 | .000 | 0/ 0 | .000 | 0/ 1 | .000 | 0 | 0 | 5 | 5 | 2/ 0 | 5 | 3 | 0 | 1 | 26 |
| 10 Tulsa | 1/ 1 | 4/ 6 | .667 | 1/ 1 | 1.000 | 0/ 0 | .000 | 9 | 0 | 1 | 1 | 2/ 0 | 4 | 5 | 0 | 3 | 30 |
| 11 St. Bonaventur | 1/ 1 | 5/ 11 | .455 | 1/ 4 | .250 | 4/ 4 | 1.000 | 15 | 0 | 2 | 2 | 3/ 0 | 3 | 2 | 0 | 3 | 32 |
| 12 Wichita State | 1/ 1 | 0/ 3 | .000 | 0/ 1 | .000 | 1/ 2 | .500 | 1 | 1 | 0 | 1 | 2/ 0 | 4 | 4 | 0 | 0 | 31 |
| 13 Chicago State | 1/ 1 | 5/ 7 | .714 | 1/ 1 | 1.000 | 4/ 4 | 1.000 | 15 | 1 | 5 | 6 | 4/ 0 | 3 | 3 | 0 | 2 | 26 |
| 14 Creighton | 1/ 1 | 3/ 9 | .333 | 0/ 2 | .000 | 0/ 1 | .000 | 6 | 2 | 5 | 7 | 0/ 0 | 2 | 2 | 0 | 1 | 32 |
| 15 Southwest Miss | 1/ 1 | 5/ 9 | .556 | 2/ 5 | .400 | 1/ 2 | .500 | 13 | 0 | 2 | 2 | 1/ 0 | 2 | 1 | 0 | 3 | 33 |
| 16 Wichita State | 1/ 1 | 1/ 4 | .250 | 0/ 1 | .000 | 5/ 5 | 1.000 | 7 | 0 | 5 | 5 | 3/ 0 | 1 | 1 | 0 | 3 | 30 |
| 17 Indiana State | 1/ 1 | 1/ 5 | .200 | 1/ 4 | .250 | 2/ 3 | .667 | 5 | 0 | 0 | 0 | 2/ 0 | 2 | 1 | 0 | 1 | 31 |
| 18 Southern Illin | 1/ 1 | 2/ 8 | .250 | 2/ 7 | .286 | 1/ 2 | .500 | 7 | 0 | 1 | 1 | 0/ 0 | 0 | 3 | 0 | 0 | 25 |
| 19 Illinois State | 1/ 1 | 6/ 9 | .667 | 2/ 3 | .667 | 1/ 2 | .500 | 15 | 0 | 2 | 2 | 3/ 0 | 1 | 2 | 1 | 1 | 26 |
| 20 Bradley | 1/ 1 | 4/ 5 | .800 | 2/ 2 | 1.000 | 4/ 4 | 1.000 | 14 | 0 | 1 | 1 | 2/ 0 | 6 | 1 | 0 | 2 | 28 |
| 21 Drake | 1/ 1 | 1/ 5 | .200 | 0/ 1 | .000 | 4/ 4 | 1.000 | 6 | 0 | 3 | 3 | 4/ 0 | 6 | 1 | 0 | 0 | 19 |
| 22 Tulsa | 1/ 1 | 3/ 9 | .333 | 2/ 7 | .286 | 0/ 0 | .000 | 8 | 1 | 2 | 3 | 2/ 0 | 3 | 4 | 0 | 1 | 26 |
| 23 Indiana State | 1/ 1 | 2/ 6 | .333 | 0/ 3 | .000 | 0/ 0 | .000 | 4 | 0 | 4 | 4 | 5/ 1 | 2 | 0 | 0 | 1 | 32 |
| 24 Southern Illin | 1/ 1 | 0/ 8 | .000 | 0/ 5 | .000 | 0/ 0 | .000 | 0 | 1 | 2 | 3 | 4/ 0 | 4 | 3 | 1 | 4 | 30 |
| 25 Bradley | 1/ 1 | 1/ 2 | .500 | 0/ 0 | .000 | 4/ 7 | .571 | 6 | 0 | 2 | 2 | 5/ 1 | 3 | 2 | 0 | 1 | 27 |
| 26 Southwest Miss | 1/ 1 | 1/ 2 | .500 | 0/ 0 | .000 | 1/ 3 | .333 | 3 | 0 | 0 | 0 | 3/ 0 | 1 | 0 | 0 | 0 | 14 |
| 27 Illinois State | 1/ 1 | 4/ 7 | .571 | 2/ 4 | .500 | 2/ 2 | 1.000 | 12 | 0 | 4 | 4 | 2/ 0 | 6 | 2 | 0 | 2 | 31 |
| 28 Tulsa | 1/ 1 | 2/ 4 | .500 | 0/ 0 | .000 | 4/ 4 | 1.000 | 8 | 0 | 2 | 2 | 1/ 0 | 3 | 2 | 0 | 1 | 33 |
| 29 Southern Illin | 1/ 1 | 3/ 5 | .600 | 0/ 1 | .000 | 3/ 5 | .600 | 9 | 3 | 2 | 5 | 3/ 0 | 2 | 1 | 0 | 3 | 30 |
| Totals | 29/ 29 | 73/ 176 | .415 | 19/ 68 | .279 | 57/ 80 | .713 | 222 | 11 | 70 | 81 | 71/ 2 | 89 | 61 | 2 | 43 | 813 |

CARPENTER 1993-94 GAME-BY-GAME

| G/ OPPONENT | G/ GS | FG/ FGA | Pct | 3PT/ 3PTA | Pct | FT/ FTA | Pct | PTS | REB | DEF | TOT | PF/ D | AST | TO | BLK | STL | MIN |
|------------------|-------------|---------------|-------------|--------------|-------------|---------------|-------------|-----------|----------|----------|-----------|-------------|----------|----------|----------|----------|------------|
| 1 New Orleans | 1/ 1 | 3/ 12 | .250 | 1/ 5 | .200 | 6/ 6 | 1.000 | 13 | 0 | 3 | 3 | 3/ 0 | 3 | 3 | 0 | 3 | 36 |
| 2 Niagara | 1/ 1 | 2/ 5 | .400 | 1/ 1 | 1.000 | 5/ 8 | .625 | 10 | 0 | 0 | 0 | 1/ 0 | 2 | 0 | 0 | 2 | 30 |
| 3 Illinois State | 1/ 1 | 4/ 8 | .500 | 2/ 6 | .333 | 1/ 2 | .500 | 11 | 1 | 2 | 3 | 2/ 0 | 2 | 3 | 0 | 2 | 33 |
| 4 Southern Calif | 1/ 1 | 2/ 5 | .400 | 0/ 1 | .000 | 0/ 0 | .000 | 4 | 0 | 4 | 4 | 2/ 0 | 2 | 2 | 1 | 2 | 26 |
| Totals | 4/ 4 | 11/ 30 | .367 | 4/ 13 | .308 | 12/ 16 | .750 | 38 | 1 | 9 | 10 | 8/ 0 | 9 | 8 | 1 | 9 | 125 |

State...Scored in double figures five times...Hit the winning basket against Drake as time expired in overtime.

1991-92: Played in 15 games after being put into action following several injuries and a request not to be redshirted...Averaged 2.9 points and 1.5 rebounds while shooting 31 percent from the field and 79 percent at the line...Team's second-leading assistman with 1.6 per game...Season-high nine points versus Wichita State and four rebounds against Southern Illinois...In the team's Scandinavian tour, led the squad in scoring in two-of-eight games with 13 and 17 points, while scoring in double figures in three other games.

High School: Three-year starter at Washburn High School...Averaged 13.7 points, five rebounds

and shot 75 percent from the line as a sophomore...As a junior, averaged 16 points, five rebounds and 3.6 assists, while shooting 48 percent from the field and 70 percent at the line...His senior year, averaged 24.5 points, 6.3 rebounds, 3.0 steals and 4.0 assists...Scored 30 or more points six times, with a career-high 42...One of five finalists for Minnesota's "Mr. Basketball"...First-team all-state and two-time all-metro...Metro Player of Year, all-conference...Earned letters in football and basketball.

Personal: Born November 27, 1972...Son of Mel and Vera Carpenter...Majoring in accounting...Had a 3.2 GPA in high school...Enjoys gospel music and watching cartoons...Nicknamed "Carp".

55 JASON SIMS

6-8 240 SENIOR FORWARD/CENTER MINNEAPOLIS, MN (SOUTH)



As Jason Sims recalls it, "There was a quiet, somber feeling in the Panther locker room after the last game of the 1994-95 basketball season.

"Everyone knew we were so close to making the (Missouri Valley) conference tournament, but going into the Tulsa game, we knew we were out of contention."

A senior now, Sims started 21-of-28 games last year and was tied with Sredrick Robinson as the second-leading scorer on the team with 11.1 points per game. He was the Panthers' second-leading rebounder with 4.6 caroms per game. He led the league in blocked shots (1.5) and was tops in the MVC in field goal percentage (.644) in league games only.

"It was a real disappointment for the team not making the (post-season MVC) tournament, but I'm really excited about the upcoming year because everyone's back," Sims said.

Everyone, meaning five of last year's top scorers, three explosive redshirt freshmen, and senior guard Brian Carpenter, who sat out all but the first four games last season because of a bone spur in his heel. Despite the youth and injuries of a year ago, Sims still finds reason to stay motivated.

"I stay motivated because of those factors," he explained. "We have so much talent coming back and when we compliment that young talent with a veteran like Carpenter, I can't help getting excited and staying motivated."

And what of his contribution?

"I'm a quiet team member, but things will have to change this year," he said. "It's tough making that adjustment from a player to a leader, but this year, I'm going to try to be a little more vocal during practice and games. It won't be anything out of the ordinary, just a little more vocal encouragement on the court."

First-year assistant coach and former Panther player Jonathan Cox also provides a new outlook, Sims said.

"He's so young and close to us in age, yet we all respect his authority as one of our coaches," Sims added. "Ever since I've known Coach Cox, he's always been willing to lend a helping hand to everyone, and with his presence with the Panthers again, I think only positive things can occur."

Positive things happening on the court are pretty likely to occur with the "firing" squad that the Panthers have returning, and Sims provides the center for that attack. However, leading the league in blocked shots and field goal percentage don't mean much to Sims.

"I've never been big on stats. I just don't see the importance of knowing how many blocked shots or points I had in a game. I just want to win."

However, dishing out an assist on a play takes on a special meaning for UNI's big man.

"If I was to look at a stat sheet after a game, I'd look at the assist column," he said. "Blocking shots and high field goal percentage always have been easy for me because of my height, but making an assist on a play is a little tougher. When it happens, I'm really excited. It may seldom occur, but when it does, it means more to me because so many centers don't have that category as a part of their game. I want to make it one of mine."

Sims remembers some of the assists he managed to chalk up on the stat sheets, but his most memorable moment in college basketball occurred during

the 1993-94 season when the Panthers were one game away from making another trip to the NCAA tournament.

"It's tough to be so close and then lose a game by so few points, but being one of the few returning players from that squad has allowed me to set my goals high. With the young guys working as hard as they have, we've got a legitimate shot at a bid this year."

Setting goals always has been a part of Sims' life.

"My biggest fear in life is the fact that I may not give something my all. I take a lot of pride in giving 100 percent. For instance, I thought I was doing the most possible studying I could until I took another class this summer. I studied the most I've ever studied for a class and still came out with a grade that's okay. I think I know what giving my all in the classroom consists of now."

Sims hopes to reach another level with his play this year on the court, as well.

"Like I said before, we're young, but very explosive. Hopefully, if I can play at the next level, and the young guys can perform up to their capabilities, then we'll have a good shot at playing during 'March Madness'."

1995-96: One of three returning seniors...Obviously the most experienced center on the squad...Has worked hard on improving his leg strength during the off-season...Expected to be one of the team leaders, along with Brian Carpenter.

1994-95: Started 21-of-28 games played...Slowed somewhat the latter part of the season with a foot injury...Tied for second with Sredrick Robinson in scoring (11.1 ppg)...Led the team in field goal percentage (.644), but made only 49 percent (70-142) of his free throws...Also led the squad in rebounding (4.6) and blocked shots with 43 (1.5 avg.)...Had a team season-high four blocked shots against Drake and Creighton...Averaged 24 minutes...Scored a career-high 20 points versus Tulsa...Career-highs also include nine field goals made against Bradley, 15 attempted against Indiana State, eight-of-14 free throws against Tulsa and 11 rebounds against Indiana State...Tied a career high with three steals also against the Sycamores...Was tied for first in the league in blocked shots...Set a school record for high field goal percentage in a career (.616, 186-302) and tied a Missouri Valley Conference record after making seven-of-seven field goals against New Orleans...His .633 field goal percentage in conference games only ranks third in the league and he ranks ninth in the MVC with his .644 field goal percentage in all games...Led the team in scoring in six games, and scored in double digits 16 times...Had three double-double games with 17 points and 10 rebounds against New Orleans, 15 points and 10 caroms versus Creighton and 18 points and 11 boards against Indiana State.

1993-94: Team's fifth-leading scorer, averaging 5.6 points and 3.8 rebounds...Started six-of-29 games, primarily at the end of the season...Scored a

SIMS' CAREER STATISTICS

| Year | G-S | FG-FGA | Pct | 3FG-3FGA | Pct | FT-FTA | Pct | REB-Avg | AS-Avg | BS | ST | TP-Avg |
|-------------|--------------|----------------|-------------|------------|-------------|----------------|-------------|----------------|---------------|-----------|-----------|----------------|
| 92-93 | 10-0 | 5-11 | .455 | 0-0 | .000 | 5-7 | .714 | 11-1.1 | 1-0.1 | 2 | 2 | 15-1.5 |
| 93-94 | 29-6 | 60-103 | .583 | 0-1 | .000 | 41-76 | .540 | 111-3.8 | 12-0.4 | 35 | 29 | 161-5.6 |
| 94-95 | 28-21 | 121-188 | .644 | 0-0 | .000 | 70-142 | .493 | 128-4.6 | 18-0.6 | 43 | 20 | 312-11.1 |
| Tot. | 67-27 | 186-302 | .616 | 0-1 | .000 | 116-225 | .516 | 250-3.7 | 31-0.5 | 80 | 51 | 488-7.3 |

SIMS' 1994-95 GAME-BY-GAME

| G/ OPPONENT | G/ GS | FG/ FGA | Pct | 3PT/ 3PTA | Pct | FT/ FTA | Pct | PTS | REB | DEF | TOT | PF/ D | AST | TO | BLK | STL | MIN |
|-------------------|---------------|-----------------|-------------|-------------|-------------|----------------|-------------|------------|-----------|-----------|------------|--------------|-----------|-----------|-----------|-----------|------------|
| 1 New Orleans | 1/ 1 | 7/ 7 | 1.000 | 0/ 0 | .000 | 3/ 7 | .429 | 17 | 2 | 8 | 10 | 4/ 0 | 2 | 2 | 1 | 1 | 32 |
| 2 Niagara | 1/ 1 | 3/ 3 | 1.000 | 0/ 0 | .000 | 0/ 1 | .000 | 6 | 1 | 0 | 1 | 5/ 1 | 1 | 4 | 0 | 0 | 14 |
| 3 Illinois State | 1/ 1 | 3/ 7 | .429 | 0/ 0 | .000 | 3/ 7 | .429 | 9 | 3 | 1 | 4 | 3/ 0 | 0 | 2 | 2 | 0 | 27 |
| 4 Southern Calif | 1/ 1 | 3/ 6 | .500 | 0/ 0 | .000 | 0/ 1 | .000 | 6 | 1 | 2 | 3 | 4/ 0 | 0 | 1 | 1 | 0 | 22 |
| 5 Loyola-Chicago | 1/ 1 | 6/ 9 | .667 | 0/ 0 | .000 | 1/ 2 | .500 | 13 | 1 | 0 | 1 | 4/ 0 | 0 | 5 | 2 | 1 | 20 |
| 6 Iowa | 1/ 1 | 4/ 4 | 1.000 | 0/ 0 | .000 | 0/ 0 | .000 | 8 | 1 | 3 | 4 | 4/ 0 | 1 | 2 | 1 | 0 | 18 |
| 7 Warburg | 1/ 1 | 7/ 11 | .636 | 0/ 0 | .000 | 2/ 2 | 1.000 | 16 | 3 | 1 | 4 | 1/ 0 | 0 | 7 | 2 | 1 | 27 |
| 8 Wichita State | 1/ 1 | 5/ 8 | .625 | 0/ 0 | .000 | 1/ 3 | .333 | 11 | 2 | 2 | 4 | 4/ 0 | 0 | 3 | 2 | 1 | 25 |
| 9 Long Island | 1/ 0 | 2/ 4 | .500 | 0/ 0 | .000 | 0/ 0 | .000 | 4 | 0 | 2 | 2 | 2/ 0 | 0 | 2 | 0 | 0 | 17 |
| 10 Nebraska | 1/ 0 | 4/ 7 | .571 | 0/ 0 | .000 | 5/ 6 | .833 | 13 | 3 | 4 | 7 | 3/ 0 | 1 | 3 | 0 | 0 | 23 |
| 11 Bradley | 1/ 0 | 2/ 4 | .500 | 0/ 0 | .000 | 1/ 2 | .500 | 5 | 0 | 5 | 5 | 4/ 0 | 0 | 1 | 1 | 1 | 16 |
| 12 Tulsa | 1/ 0 | 0/ 1 | .000 | 0/ 0 | .000 | 2/ 2 | 1.000 | 2 | 1 | 1 | 2 | 1/ 0 | 1 | 2 | 1 | 0 | 15 |
| 13 Drake | 1/ 0 | 3/ 6 | .500 | 0/ 0 | .000 | 0/ 0 | .000 | 6 | 3 | 5 | 8 | 4/ 0 | 1 | 2 | 4 | 0 | 22 |
| 14 Creighton | 1/ 1 | 5/ 9 | .556 | 0/ 0 | .000 | 5/ 11 | .455 | 15 | 4 | 6 | 10 | 2/ 0 | 1 | 2 | 4 | 1 | 28 |
| 15 Illinois State | 1/ 1 | 6/ 8 | .750 | 0/ 0 | .000 | 4/ 8 | .500 | 16 | 0 | 5 | 5 | 3/ 0 | 1 | 3 | 2 | 1 | 27 |
| 16 Indiana State | 1/ 1 | 8/ 15 | .533 | 0/ 0 | .000 | 2/ 6 | .333 | 18 | 5 | 6 | 11 | 2/ 0 | 0 | 2 | 2 | 3 | 31 |
| 17 Evansville | 1/ 1 | 3/ 4 | .750 | 0/ 0 | .000 | 4/ 4 | 1.000 | 10 | 0 | 3 | 3 | 4/ 0 | 0 | 4 | 2 | 1 | 27 |
| 18 Iowa State | 1/ 1 | 6/ 10 | .600 | 0/ 0 | .000 | 1/ 5 | .200 | 13 | 0 | 1 | 1 | 1/ 0 | 1 | 7 | 1 | 1 | 24 |
| 19 Southwest Miss | 1/ 1 | 6/ 11 | .546 | 0/ 0 | .000 | 0/ 3 | .000 | 12 | 2 | 5 | 7 | 2/ 0 | 1 | 2 | 1 | 2 | 28 |
| 20 Wichita State | 1/ 1 | 5/ 7 | .714 | 0/ 0 | .000 | 5/ 8 | .625 | 15 | 1 | 2 | 3 | 2/ 0 | 1 | 1 | 1 | 0 | 26 |
| 21 Indiana State | 1/ 1 | 5/ 8 | .625 | 0/ 0 | .000 | 7/ 12 | .583 | 17 | 2 | 1 | 3 | 4/ 0 | 0 | 2 | 2 | 3 | 27 |
| 22 Southern Illin | 1/ 1 | 3/ 5 | .600 | 0/ 0 | .000 | 3/ 5 | .600 | 9 | 0 | 3 | 3 | 1/ 0 | 0 | 1 | 1 | 1 | 27 |
| 23 Southwest Miss | 1/ 1 | 5/ 6 | .833 | 0/ 0 | .000 | 6/ 12 | .500 | 16 | 2 | 1 | 3 | 3/ 0 | 0 | 5 | 0 | 0 | 29 |
| 24 Creighton | 1/ 1 | 2/ 4 | .500 | 0/ 0 | .000 | 3/ 9 | .333 | 7 | 1 | 1 | 2 | 4/ 0 | 0 | 2 | 4 | 1 | 19 |
| 25 Bradley | 1/ 1 | 9/ 11 | .818 | 0/ 0 | .000 | 0/ 1 | .000 | 18 | 1 | 1 | 2 | 3/ 0 | 2 | 3 | 1 | 1 | 26 |
| 26 Illinois State | 1/ 1 | 1/ 2 | .500 | 0/ 0 | .000 | 1/ 4 | .250 | 3 | 3 | 2 | 5 | 5/ 1 | 1 | 2 | 1 | 0 | 23 |
| 27 Drake | 1/ 0 | 2/ 4 | .500 | 0/ 0 | .000 | 3/ 7 | .429 | 7 | 3 | 5 | 8 | 3/ 0 | 0 | 3 | 0 | 0 | 28 |
| 28 Tulsa | 1/ 0 | 6/ 7 | .857 | 0/ 0 | .000 | 8/ 14 | .571 | 20 | 1 | 6 | 7 | 2/ 0 | 1 | 4 | 3 | 0 | 25 |
| Totals | 28/ 21 | 121/ 188 | .644 | 0/ 0 | .000 | 70/ 142 | .493 | 312 | 46 | 82 | 128 | 84/ 2 | 18 | 79 | 43 | 20 | 673 |

career-high 16 points versus Indiana State...Shot 58 percent (60-103) from the field and 54 percent (41-76) at the line and averaged 17.7 minutes...Scored in double figures in seven games...Had a team single-game high six blocked shots versus Tulsa.

1992-93: Played in only 10 games in 1992-93...Averaged 1.5 points and 1.1 rebounds...Shot 46 percent (5-11) from the field and 71 percent (5-7) at the line.

1991-92: Redshirted.

High School: Graduate of South High School in Minneapolis...Selected all-conference and McDonald's All-American Honorable Mention...Averaged 13.8 points and 12 rebounds for a 10-12 team...Also lettered in football.


Personal: Born January 5, 1973...Son of Charles and Loretta Sims...Majoring in pre-med...Hopes to become a dentist.

Sims' Career Highs

POINTS—20 vs. Tulsa
FIELD GOALS—9 vs. Bradley
FIELD GOAL ATTEMPTS—15 vs. Indiana State
3-POINT FIELD GOALS—0
3-POINT FIELD GOAL ATTEMPTS—1 vs. Iowa State
FREE THROWS—8 vs. Tulsa
FREE THROW ATTEMPTS—14 vs. Tulsa
REBOUNDS—11 vs. Indiana State
ASSISTS—3 vs. Southern Illinois
BLOCKED SHOTS—6 vs. Tulsa
STEALS—3 vs. Morningside College, Indiana State

IO SETH ANDERSON

6-1 165 JUNIOR IL GUARD AMES, IA (AMES)



1995-96: One of seven guards on the team...Expected to play a supporting role...Has always been an excellent practice player.

1994-95: Played in only 18 games...Averaged one point and 0.4 assists in four minutes per game...Shot 62 percent from the field and 50 percent at the line...Scored a season-high four points against both Tulsa and Illinois State...Tied career highs with two free throw attempts against Evansville and Iowa State, two assists versus Indiana State and one steal against Tulsa.

1993-94: Played in 10 games...Averaged 1.2 points and 0.8 rebounds in 6.4 minutes...Shot 63 percent (5-8) from the field and 50 percent (2-4) at the line...Had a career-high six points versus Southwest Missouri State.

1992-93: Redshirted.

High School: Earned letters in basketball and football at Ames High School...Started on 3-A state championship team his senior year, in which he averaged 18.6 points in three tournament games...Earned all-tournament accolades after scoring 20 points versus Davenport West, 22 against Des Moines North and 14 against Waterloo East...Averaged 9.5 points overall, but scored 10 or more points in six of the last seven contests...Hit 80 percent of his free throws and 56 percent of his shots...Also started at quarterback...Completed 160-of-299 passes for 2,008 yards and 11 touchdowns his last year...Attended UNI's basketball camp three straight years.

Personal: Born September 6, 1973...Son of Brian and Elaine Anderson...Majoring in Business.

Anderson's Career Highs

POINTS — 6 vs. Southwest Missouri State
FIELD GOALS — 3 vs. Southwest Missouri State
FIELD GOAL ATTEMPTS — 4 vs. Southwest Missouri State
3-POINT FIELD GOALS — 0
3-POINT FIELD GOAL ATTEMPTS — 0
FREE THROWS — 2 vs. Bradley
FREE THROW ATTEMPTS — 2 vs. Bradley, Evansville, Iowa State
REBOUNDS — 3 vs. Chicago State
ASSISTS — 2 vs. Chicago State, Indiana State
BLOCKED SHOTS — 0
STEALS — 1 vs. Several

ANDERSON'S CAREER STATISTICS

| Year | G-S | FG-FGA | Pct | 3FG-3FGA | Pct | FT-FTA | Pct | REB-Avg | AS-Avg | BS | ST | TP-Avg |
|-------|------|--------|------|----------|------|--------|------|---------|--------|----|----|--------|
| 93-94 | 10-0 | 5-8 | .625 | 0-0 | .000 | 2-4 | .500 | 8-0.8 | 3-0.3 | 0 | 3 | 12-1.2 |
| 94-95 | 18-0 | 8-13 | .615 | 0-0 | .000 | 2-4 | .500 | 7-0.4 | 7-0.4 | 0 | 2 | 18-1.0 |
| Tot. | 28-0 | 13-21 | .619 | 0-0 | .000 | 4-8 | .500 | 15-0.5 | 10-0.4 | 0 | 5 | 30-1.1 |

ANDERSON'S 1994-95 GAME-BY-GAME

| | -- TOTAL -- | | | | -- 3PT --- | | | | OFF DEF TOT | | | | | | | | | | |
|-------------------|-------------|---------|---------|------|------------|---------|------|---------|-------------|-----|-----|------|-----|-------|-----|----|-----|-----|-----|
| G/ OPPONENT | G/ GS | PG/ FGA | FG/ FGA | Pct | PG/ FGA | FG/ FGA | Pct | PT/ FTA | PTS | PTS | REB | REB | REB | PF/ D | AST | TO | BLK | STL | MIN |
| 6 Iowa | 1/ 0 | 1/ 1 | 1.000 | 0/ 0 | .000 | 0/ 0 | .000 | 0/ 0 | .000 | 2 | 0 | 0 | 0 | 0/ 0 | 0 | 1 | 0 | 0 | 3 |
| 11 Bradley | 1/ 0 | 0/ 1 | .000 | 0/ 0 | .000 | 0/ 0 | .000 | 0/ 0 | .000 | 0 | 0 | 0 | 0 | 0/ 0 | 0 | 1 | 0 | 0 | 3 |
| 12 Tulsa | 1/ 0 | 2/ 2 | 1.000 | 0/ 0 | .000 | 0/ 0 | .000 | 4/ 4 | .000 | 4 | 2 | 0 | 2 | 0/ 0 | 1 | 2 | 0 | 1 | 5 |
| 13 Drake | 1/ 0 | 1/ 1 | 1.000 | 0/ 0 | .000 | 0/ 0 | .000 | 0/ 0 | .000 | 2 | 1 | 0 | 1 | 1/ 0 | 0 | 1 | 0 | 0 | 3 |
| 14 Creighton | 1/ 0 | 0/ 0 | .000 | 0/ 0 | .000 | 0/ 0 | .000 | 0/ 0 | .000 | 0 | 0 | 1 | 1 | 1/ 0 | 1 | 0 | 0 | 0 | 9 |
| 15 Illinois State | 1/ 0 | 2/ 3 | .667 | 0/ 0 | .000 | 0/ 0 | .000 | 4/ 4 | .000 | 4 | 0 | 0 | 0 | 1/ 0 | 1 | 0 | 0 | 0 | 8 |
| 16 Indiana State | 1/ 0 | 0/ 0 | .000 | 0/ 0 | .000 | 0/ 0 | .000 | 0/ 0 | .000 | 0 | 1 | 0 | 1 | 0/ 0 | 1 | 0 | 0 | 0 | 4 |
| 17 Evansville | 1/ 0 | 0/ 0 | .000 | 0/ 0 | .000 | 1/ 2 | .500 | 1/ 2 | .500 | 1 | 0 | 0 | 0 | 2/ 0 | 0 | 1 | 0 | 0 | 5 |
| 18 Iowa State | 1/ 0 | 1/ 1 | 1.000 | 0/ 0 | .000 | 1/ 2 | .500 | 3/ 3 | 0 | 1 | 1 | 0 | 0 | 0/ 0 | 0 | 0 | 0 | 0 | 10 |
| 20 Wichita State | 1/ 0 | 0/ 0 | .000 | 0/ 0 | .000 | 0/ 0 | .000 | 0/ 0 | .000 | 0 | 0 | 0 | 0 | 0/ 0 | 1 | 0 | 0 | 0 | 3 |
| 21 Indiana State | 1/ 0 | 1/ 2 | .500 | 0/ 0 | .000 | 0/ 0 | .000 | 2/ 2 | .000 | 2 | 0 | 0 | 0 | 0/ 0 | 2 | 0 | 0 | 0 | 5 |
| 22 Southern Illin | 1/ 0 | 0/ 1 | .000 | 0/ 0 | .000 | 0/ 0 | .000 | 0/ 0 | .000 | 0 | 0 | 1 | 1 | 0/ 0 | 0 | 0 | 0 | 1 | 3 |
| 23 Southwest Miss | 1/ 0 | 0/ 0 | .000 | 0/ 0 | .000 | 0/ 0 | .000 | 0/ 0 | .000 | 0 | 0 | 0 | 0 | 0/ 0 | 0 | 0 | 0 | 0 | 4 |
| 24 Creighton | 1/ 0 | 0/ 0 | .000 | 0/ 0 | .000 | 0/ 0 | .000 | 0/ 0 | .000 | 0 | 0 | 0 | 0 | 0/ 0 | 0 | 0 | 0 | 0 | 1 |
| 25 Bradley | 1/ 0 | 0/ 0 | .000 | 0/ 0 | .000 | 0/ 0 | .000 | 0/ 0 | .000 | 0 | 0 | 0 | 0 | 0/ 0 | 0 | 1 | 0 | 0 | 3 |
| 26 Illinois State | 1/ 0 | 0/ 0 | .000 | 0/ 0 | .000 | 0/ 0 | .000 | 0/ 0 | .000 | 0 | 0 | 0 | 0 | 1/ 0 | 0 | 1 | 0 | 0 | 2 |
| 27 Drake | 1/ 0 | 0/ 0 | .000 | 0/ 0 | .000 | 0/ 0 | .000 | 0/ 0 | .000 | 0 | 0 | 0 | 0 | 0/ 0 | 0 | 1 | 0 | 0 | 1 |
| 28 Tulsa | 1/ 0 | 0/ 1 | .000 | 0/ 0 | .000 | 0/ 0 | .000 | 0/ 0 | .000 | 0 | 0 | 0 | 0 | 1/ 0 | 0 | 0 | 0 | 0 | 1 |
| Totals | 18/ 0 | 8/ 13 | .615 | 0/ 0 | .000 | 2/ 4 | .500 | 18 | 4 | 3 | 7 | 7/ 0 | 7 | 9 | 0 | 2 | 72 | | |

22 JASON DAISY


6-3 180 JUNIOR 2L GUARD MINNEAPOLIS, MN (SOUTH)

1995-96: One of the most experienced of the seven guards...Expected to see an abundance of starting time, depending upon the offense and opponent...Should challenge for all-conference honors...Could play at either the no. 2 or 3 positions.

1994-95: Started 24-of-28 games played...Team's leading scorer with 14.7 points per game...Shot 46 percent from the field, 33 percent from three-point range and 69 percent at the line...Averaged 3.7 rebounds, 1.6 assists and a team-high 31.5 minutes...Scored a career-high 28 points in the West Gym versus Long Island...In fact, every category saw a personal best except for blocked shots...Made 10 field goals against Illinois State and 10-of-15 free throws versus Niagara...Brought down eight rebounds against Drake and dished out five assists against Illinois State and Drake...Also had five steals against Loyola...Led UNI in scoring 16 times...His 28 points was a team season high, as were his 22 field goal attempts, his free throws against Niagara and his steals against Loyola...Ranked seventh in the league in scoring, fifth in field goal percentage and seventh in steals...Moved into 55th on UNI's career scoring chart.

1993-94: Redshirted in 1993-94.

1992-93: Started three-of-20 games played as a freshman...Team's third-leading scorer (5.7)...Averaged 1.4 rebounds and 0.9 assists...Shot 36 percent (44-123) from the floor, 19 percent (5-26)



from three-point range and 80 percent (20-25) at the line...Had a team season-high six three-point attempts against Indiana State...Had a career-high 13 points versus Southern Illinois and scored in double figures five times.

High School: Graduate of Minneapolis South High School where he was a two-time all-stater, including a Full-Court Press all-stater, all-metro and all-conference defensive pick...Graduated with honors with a 3.3 GPA... Street & Smith's all-American honorable mention...Averaged 20 points

as a junior and 23 as a senior, along with five assists and six rebounds...Team was Region 5AA champ, advancing to the Final 8 of the state tournament...Team was 17-9...Participated in Minnesota all-star game.

Personal: Born September 30, 1974...Son of Samuel and Barbara Daisy...Majoring in physical education.

DAISY'S CAREER STATISTICS

| Year | G-S | FG-FGA | Pct | 3FG-3FGA | Pct | FT-FTA | Pct | REB-Avg | AS-Avg | BS | ST | TP-Avg |
|-------------|--------------|----------------|-------------|---------------|-------------|----------------|-------------|----------------|---------------|----------|-----------|-----------------|
| 92-93 | 20-3 | 44-123 | .358 | 5-26 | .192 | 20-25 | .800 | 28-1.4 | 17-0.9 | 3 | 5 | 113-5.7 |
| 94-95 | 28-24 | 145-316 | .459 | 29-87 | .333 | 93-135 | .689 | 103-3.7 | 44-1.6 | 4 | 43 | 412-14.7 |
| Tot. | 48-27 | 189-439 | .431 | 34-113 | .301 | 113-160 | .706 | 131-2.7 | 61-1.3 | 7 | 48 | 525-10.9 |

DAISY'S 1994-95 GAME-BY-GAME

| G/ OPPONENT | G/ GS | -- TOTAL -- | | | -- 3PT -- | | | OFF DEF TOT | | | | | | | | | | PF/ D AST TO BLK STL MIN | | | |
|-------------------|--------|-------------|------|---------|-----------|---------|-------|-------------|-----|-----|-------|-------|----|-----|-----|-----|-----|--------------------------|--|--|--|
| | | FG/ FGA | FG% | PG/ FGA | PG% | FT/ FTA | FT% | PTS | REB | REB | PF/ D | AST | TO | BLK | STL | MIN | | | | | |
| 1 New Orleans | 1/ 1 | 4/ 8 | .500 | 0/ 1 | .000 | 3/ 5 | .600 | 11 | 2 | 1 | 3 | 4/ 0 | 0 | 3 | 0 | 1 | 38 | | | | |
| 2 Niagara | 1/ 1 | 8/ 16 | .500 | 0/ 2 | .000 | 10/ 15 | .667 | 26 | 1 | 1 | 2 | 2/ 0 | 1 | 4 | 0 | 2 | 34 | | | | |
| 3 Illinois State | 1/ 1 | 10/ 22 | .455 | 2/ 6 | .333 | 2/ 3 | .667 | 24 | 3 | 4 | 7 | 3/ 0 | 5 | 2 | 1 | 3 | 37 | | | | |
| 4 Southern Calif | 1/ 1 | 6/ 13 | .462 | 0/ 3 | .000 | 7/ 10 | .700 | 19 | 1 | 2 | 3 | 0/ 0 | 2 | 7 | 0 | 0 | 35 | | | | |
| 5 Loyola-Chicago | 1/ 1 | 5/ 12 | .417 | 2/ 2 | 1.000 | 7/ 8 | .875 | 19 | 1 | 5 | 6 | 2/ 0 | 1 | 6 | 1 | 5 | 37 | | | | |
| 6 Iowa | 1/ 1 | 4/ 8 | .500 | 1/ 3 | .333 | 0/ 0 | .000 | 9 | 0 | 1 | 1 | 1/ 0 | 2 | 7 | 0 | 2 | 29 | | | | |
| 7 Wartburg | 1/ 1 | 1/ 5 | .200 | 0/ 2 | .000 | 2/ 3 | .667 | 4 | 1 | 2 | 3 | 3/ 0 | 1 | 2 | 0 | 1 | 28 | | | | |
| 8 Wichita State | 1/ 1 | 2/ 11 | .182 | 0/ 6 | .000 | 2/ 2 | 1.000 | 6 | 1 | 3 | 4 | 3/ 0 | 1 | 3 | 0 | 2 | 30 | | | | |
| 9 Long Island | 1/ 1 | 8/ 13 | .615 | 4/ 5 | .800 | 8/ 12 | .667 | 28 | 3 | 2 | 5 | 2/ 0 | 2 | 1 | 0 | 2 | 31 | | | | |
| 10 Nebraska | 1/ 1 | 5/ 9 | .556 | 2/ 4 | .500 | 5/ 9 | .556 | 17 | 1 | 2 | 3 | 5/ 1 | 1 | 3 | 0 | 0 | 29 | | | | |
| 11 Bradley | 1/ 1 | 4/ 11 | .364 | 1/ 4 | .250 | 9/ 10 | .900 | 18 | 0 | 3 | 3 | 3/ 0 | 0 | 2 | 0 | 2 | 31 | | | | |
| 12 Tulsa | 1/ 1 | 5/ 12 | .417 | 1/ 4 | .250 | 4/ 6 | .667 | 15 | 0 | 2 | 2 | 3/ 0 | 3 | 5 | 0 | 1 | 32 | | | | |
| 13 Drake | 1/ 1 | 4/ 14 | .286 | 1/ 8 | .125 | 0/ 1 | .000 | 9 | 0 | 1 | 1 | 2/ 0 | 5 | 3 | 0 | 2 | 37 | | | | |
| 14 Creighton | 1/ 1 | 2/ 7 | .286 | 0/ 0 | .000 | 1/ 2 | .500 | 5 | 1 | 1 | 2 | 3/ 0 | 0 | 3 | 0 | 0 | 28 | | | | |
| 15 Illinois State | 1/ 0 | 5/ 9 | .556 | 2/ 4 | .500 | 2/ 2 | 1.000 | 14 | 0 | 4 | 4 | 1/ 0 | 2 | 0 | 0 | 0 | 28 | | | | |
| 16 Indiana State | 1/ 0 | 2/ 6 | .333 | 1/ 1 | 1.000 | 0/ 0 | .000 | 5 | 0 | 2 | 2 | 0/ 0 | 1 | 4 | 0 | 0 | 26 | | | | |
| 17 Evansville | 1/ 0 | 2/ 5 | .400 | 1/ 3 | .333 | 3/ 7 | .429 | 8 | 0 | 0 | 0 | 3/ 0 | 1 | 0 | 0 | 1 | 30 | | | | |
| 18 Iowa State | 1/ 0 | 6/ 9 | .667 | 1/ 2 | .500 | 2/ 3 | .667 | 15 | 1 | 1 | 2 | 3/ 0 | 1 | 2 | 0 | 2 | 30 | | | | |
| 19 Southwest Miss | 1/ 1 | 8/ 10 | .800 | 1/ 2 | .500 | 2/ 4 | .500 | 19 | 2 | 4 | 6 | 5/ 1 | 3 | 2 | 0 | 2 | 30 | | | | |
| 20 Wichita State | 1/ 1 | 5/ 7 | .714 | 2/ 3 | .667 | 4/ 4 | 1.000 | 16 | 0 | 2 | 2 | 3/ 0 | 0 | 0 | 0 | 0 | 29 | | | | |
| 21 Indiana State | 1/ 1 | 4/ 12 | .333 | 0/ 2 | .000 | 5/ 5 | 1.000 | 13 | 1 | 2 | 3 | 3/ 0 | 1 | 3 | 0 | 1 | 31 | | | | |
| 22 Southern Illin | 1/ 1 | 5/ 9 | .556 | 2/ 4 | .500 | 3/ 5 | .600 | 15 | 1 | 5 | 6 | 2/ 0 | 2 | 4 | 1 | 0 | 30 | | | | |
| 23 Southwest Miss | 1/ 1 | 8/ 12 | .667 | 1/ 2 | .500 | 2/ 2 | 1.000 | 19 | 0 | 5 | 5 | 5/ 1 | 0 | 3 | 1 | 3 | 30 | | | | |
| 24 Creighton | 1/ 1 | 7/ 11 | .636 | 2/ 2 | 1.000 | 3/ 3 | 1.000 | 19 | 2 | 1 | 3 | 2/ 0 | 2 | 4 | 0 | 3 | 33 | | | | |
| 25 Bradley | 1/ 1 | 8/ 11 | .727 | 0/ 2 | .000 | 1/ 2 | .500 | 17 | 0 | 6 | 6 | 2/ 0 | 2 | 1 | 0 | 3 | 34 | | | | |
| 26 Illinois State | 1/ 1 | 1/ 17 | .060 | 0/ 2 | .000 | 1/ 2 | .500 | 3 | 3 | 0 | 2 | 5/ 0 | 0 | 3 | 0 | 3 | 25 | | | | |
| 27 Drake | 1/ 1 | 7/ 18 | .389 | 1/ 5 | .200 | 2/ 4 | .500 | 17 | 3 | 5 | 8 | 2/ 1 | 3 | 3 | 0 | 0 | 36 | | | | |
| 28 Tulsa | 1/ 1 | 9/ 19 | .474 | 1/ 3 | .333 | 3/ 6 | .500 | 22 | 2 | 4 | 6 | 2/ 0 | 2 | 1 | 0 | 2 | 35 | | | | |
| Totals | 28/ 24 | 145/ 316 | .459 | 29/ 87 | .333 | 93/ 135 | .689 | 412 | 30 | 73 | 103 | 74/ 4 | 44 | 81 | 4 | 43 | 883 | | | | |

Daisy's Career Highs

POINTS—28 vs. Long Island
FIELD GOALS—10 vs. Illinois State
FIELD GOAL ATTEMPTS—22 vs. Illinois State
3-POINT FIELD GOALS—4 vs. Long Island
3-POINT FIELD GOAL ATTEMPTS—8 vs. Drake
FREE THROWS—10 vs. Niagara
FREE THROW ATTEMPTS—15 vs. Niagara
REBOUNDS—8 vs. Drake
ASSISTS—5 vs. Illinois State, Drake
BLOCKED SHOTS—1 vs. Several
STEALS—5 vs. Loyola

12 DARIAN DeVRIES


6-3 170 SOPHOMORE I LGUARD APLINGTON, IA (APLINGTON-PARKERSBURG)

1995-96: One of last year's young players who received plenty of playing time and is expected to step it up a notch this year...Despite his youth, is very capable of being one of the team's leaders.

1994-95: Team's fifth-leading scorer with 7.2 points per game...Started 13-of-26 games...Shot 43 percent from the field, 39 percent from three-point range and a very respectable 83 percent at the line, tops on the team...Averaged 1.2 assists and 1.9 rebounds in 22.2 minutes per game...Hit the winning shot as time expired at Wichita State for the Panthers' first win there...Scored in double figures six times, with a career-high 19 points tallied at home against Indiana State...Made eight-of-eight free throws against Long Island, tying with Sean Rice's eight-of-eight against Indiana State for the team's season best.

1993-94: Redshirted.

High School: Led team to two state titles at Aplington-Parkersburg High School and three state tournament appearances...Four-year starter with a



team record of 91-9 overall...Averaged 23.3 points, 3.9 rebounds and 8.0 assists his senior year...Holds school records for career assists (662), career points (1,802) and career steals (319)...Also holds school record for points scored in a single game (44)...Had a career free throw percentage of 81.1 percentage, another school mark...Three-time all-conference and two-time all-state...Member of the Iowa Select team which played in Australia...Earned four letters each in basketball and baseball, three each in football and tennis and one in track...Twice named to the Class 2A all-tournament basketball team...Scored 38 points in the state championship

game his sophomore year...Played in nine state tournament games...NICL MVP, state AAU MVP in 1992, McDonald's all-American nominee in basketball...In football, two-time all-conference, two-time all-state defensive back and quarterback and advanced to the state semifinals twice...Appeared in the state tennis tournament once and was an all-conference pick twice in baseball.

Personal: Born April 7, 1975...Son of Vern and Marge DeVries...Majoring in elementary education.

DEVRIES' CAREER STATISTICS

| Year | G-S | FG-FGA | Pct | 3FG-3FGA | Pct | FT-FTA | Pct | REB-Avg | AS-Avg | BS | ST | TP-Avg |
|-------|-------|--------|------|----------|------|--------|------|---------|--------|----|----|---------|
| 94-95 | 26-13 | 59-136 | .434 | 25-65 | .385 | 44-53 | .830 | 49-1.9 | 30-1.2 | 2 | 14 | 187-7.2 |

DEVRIES' 1994-95 GAME-BY-GAME

| G/ OPPONENT | G/ GS | FG/ FGA | Pct | 3FG/ 3FGA | Pct | FT/ FTA | Pct | PTS | REB | DEF | TOT | PF/ D | AST | TO | BLK | STL | MIN |
|-------------------|--------|---------|------|-----------|-------|---------|-------|-----|-----|-----|-----|-------|-----|----|-----|-----|-----|
| 1 New Orleans | 1/ 0 | 0/ 1 | .000 | 0/ 1 | .000 | 0/ 0 | .000 | 0 | 0 | 1 | 1 | 1/ 0 | 0 | 1 | 0 | 1 | 6 |
| 4 Southern Calif | 1/ 0 | 0/ 0 | .000 | 0/ 0 | .000 | 0/ 0 | .000 | 0 | 0 | 0 | 0 | 0/ 0 | 2 | 0 | 0 | 0 | 7 |
| 5 Loyola-Chicago | 1/ 0 | 0/ 4 | .000 | 0/ 3 | .000 | 0/ 0 | .000 | 0 | 1 | 0 | 1 | 2/ 0 | 2 | 1 | 0 | 0 | 10 |
| 6 Iowa | 1/ 0 | 2/ 5 | .400 | 1/ 2 | .500 | 2/ 4 | .500 | 7 | 1 | 1 | 2 | 2/ 0 | 1 | 2 | 0 | 0 | 18 |
| 7 Wartburg | 1/ 0 | 2/ 4 | .500 | 0/ 0 | .000 | 1/ 1 | 1.000 | 5 | 0 | 1 | 1 | 2/ 0 | 0 | 2 | 0 | 0 | 17 |
| 8 Wichita State | 1/ 0 | 3/ 6 | .500 | 3/ 5 | .600 | 0/ 1 | .000 | 9 | 1 | 1 | 2 | 2/ 0 | 1 | 1 | 0 | 1 | 16 |
| 9 Long Island | 1/ 0 | 3/ 6 | .500 | 2/ 5 | .400 | 8/ 8 | 1.000 | 16 | 0 | 3 | 3 | 2/ 0 | 1 | 2 | 0 | 2 | 26 |
| 10 Nebraska | 1/ 0 | 1/ 4 | .250 | 0/ 3 | .000 | 0/ 0 | .000 | 2 | 0 | 2 | 2 | 4/ 0 | 2 | 2 | 0 | 0 | 27 |
| 11 Bradley | 1/ 0 | 4/ 9 | .444 | 1/ 3 | .333 | 1/ 2 | .500 | 10 | 1 | 1 | 2 | 2/ 0 | 2 | 1 | 0 | 1 | 17 |
| 12 Tulsa | 1/ 0 | 1/ 3 | .333 | 0/ 2 | .000 | 0/ 0 | .000 | 2 | 0 | 0 | 0 | 4/ 0 | 1 | 2 | 0 | 1 | 18 |
| 13 Drake | 1/ 0 | 2/ 5 | .400 | 1/ 3 | .333 | 3/ 3 | 1.000 | 8 | 0 | 0 | 0 | 4/ 0 | 0 | 2 | 0 | 0 | 14 |
| 14 Creighton | 1/ 0 | 4/ 8 | .500 | 1/ 2 | .500 | 2/ 2 | 1.000 | 11 | 3 | 0 | 3 | 4/ 0 | 1 | 0 | 0 | 0 | 19 |
| 15 Illinois State | 1/ 1 | 3/ 7 | .429 | 0/ 2 | .000 | 0/ 0 | .000 | 6 | 2 | 1 | 3 | 5/ 1 | 0 | 1 | 1 | 1 | 21 |
| 16 Indiana State | 1/ 1 | 2/ 5 | .400 | 1/ 3 | .333 | 4/ 4 | 1.000 | 9 | 1 | 2 | 3 | 2/ 0 | 0 | 3 | 5 | 0 | 30 |
| 17 Evansville | 1/ 0 | 2/ 3 | .667 | 1/ 1 | 1.000 | 2/ 2 | 1.000 | 7 | 0 | 1 | 1 | 1/ 0 | 1 | 0 | 0 | 1 | 24 |
| 18 Iowa State | 1/ 1 | 1/ 4 | .250 | 0/ 1 | .000 | 2/ 2 | 1.000 | 4 | 1 | 1 | 2 | 4/ 0 | 0 | 1 | 1 | 0 | 20 |
| 19 Southwest Miss | 1/ 1 | 4/ 7 | .571 | 1/ 2 | .500 | 0/ 2 | .000 | 9 | 1 | 2 | 3 | 1/ 0 | 3 | 3 | 0 | 0 | 31 |
| 20 Wichita State | 1/ 1 | 2/ 6 | .333 | 1/ 3 | .333 | 2/ 2 | 1.000 | 7 | 1 | 2 | 3 | 2/ 0 | 1 | 1 | 0 | 1 | 34 |
| 21 Indiana State | 1/ 1 | 6/ 8 | .750 | 4/ 5 | .800 | 3/ 4 | .750 | 19 | 0 | 1 | 1 | 2/ 0 | 1 | 0 | 0 | 1 | 33 |
| 22 Southern Illin | 1/ 1 | 2/ 5 | .400 | 2/ 3 | .667 | 4/ 4 | 1.000 | 10 | 0 | 2 | 2 | 1/ 0 | 1 | 3 | 0 | 2 | 23 |
| 23 Southwest Miss | 1/ 1 | 4/ 8 | .500 | 1/ 4 | .250 | 4/ 6 | .667 | 13 | 1 | 2 | 3 | 4/ 0 | 2 | 1 | 0 | 0 | 33 |
| 24 Creighton | 1/ 1 | 1/ 3 | .333 | 1/ 1 | 1.000 | 2/ 2 | 1.000 | 5 | 1 | 1 | 2 | 1/ 0 | 0 | 2 | 0 | 1 | 30 |
| 25 Bradley | 1/ 1 | 3/ 5 | .600 | 1/ 2 | .500 | 0/ 0 | .000 | 7 | 2 | 1 | 3 | 2/ 0 | 2 | 1 | 0 | 1 | 24 |
| 26 Illinois State | 1/ 1 | 3/ 10 | .300 | 1/ 4 | .250 | 0/ 0 | .000 | 7 | 1 | 1 | 2 | 4/ 0 | 2 | 3 | 0 | 0 | 24 |
| 27 Drake | 1/ 1 | 2/ 6 | .333 | 1/ 4 | .250 | 4/ 4 | 1.000 | 9 | 0 | 2 | 2 | 5/ 1 | 1 | 2 | 0 | 0 | 28 |
| 28 Tulsa | 1/ 1 | 2/ 4 | .500 | 1/ 1 | 1.000 | 0/ 0 | .000 | 5 | 0 | 2 | 2 | 5/ 1 | 0 | 1 | 0 | 0 | 28 |
| Totals | 26/ 13 | 59/ 136 | .434 | 25/ 65 | .385 | 44/ 53 | .830 | 187 | 18 | 31 | 49 | 68/ 3 | 30 | 40 | 2 | 14 | 578 |

DeVries' Career Highs

POINTS—19 vs. Indiana State

FIELD GOALS—6 vs. Indiana State

FIELD GOAL ATTEMPTS—10 vs. Illinois State

3-POINT FIELD GOALS—4 vs. Indiana State

3-POINT FIELD GOAL ATTEMPTS—5 vs.

Several

FREE THROWS—8 vs. Long Island

FREE THROW ATTEMPTS—8 vs. Long Island

REBOUNDS—3 vs. Several

ASSISTS—3 vs. Indiana State, Southwest

Missouri

BLOCKS—1 vs. Illinois State, Iowa State

STEALS—2 vs. Long Island

3 MUNIB DZUHO


6-8 230 SENIOR IL FORWARD-CENTER SARAJEVO, BOSNIA (NORTHEAST COLLEGE)



1995-96: Might be considered more as a power forward this season...Continues to learn the game after transferring from junior college a year ago...Has great ability to play from anywhere on the floor despite his size...Has dedicated this season to his parents and brother in Sarajevo.

1994-95: Started the last two games at center, replacing Jason Sims who was slowed by a foot injury...Played in all 28 games...Team's seventh-

leading scorer with a 4.2 average...Shot 37 percent from the field, 27 percent from three-point range and 73 percent at the line while averaging 2.8 rebounds in 14.7 minutes...Scored a career-high 13 points against both Illinois State and Nebraska...Scored in double figures five



times...Brought down a career-high eight rebounds versus Long Island and Drake.

Junior College: Transfer from Northeast College in Norfolk, NE...Averaged 12.5 points, 7.1 rebounds and 2.1 assists...Played in a total of 56 games at Northeast in two years, averaging 10.7 points, 5.7 rebounds and 1.8 assists...All-conference...Received a Sportscaster Club scholarship.

Personal: Born March 27, 1972...Majoring in liberal arts. Nicknamed "Mo".

DZUHO'S CAREER STATISTICS

| Year | G-S | FG-FGA | Pct | 3FG-3FGA | Pct | FT-FTA | Pct | REB-Avg | AS-Avg | BS | ST | TP-Avg |
|-------|------|--------|------|----------|------|--------|------|---------|--------|----|----|---------|
| 94-95 | 28-2 | 46-124 | .371 | 10-37 | .270 | 16-22 | .727 | 79-2.8 | 14-0.5 | 11 | 15 | 118-4.2 |

DZUHO'S 1994-95 GAME-BY-GAME


| G/ OPPONENT | G/ GS | -- TOTAL -- | | | -- 3PT -- | | | PT/ FTA | | | OFF DEF TOT | | | PF/ D | | | AST TO BLK STL | | | MIN |
|-------------------|-------|-------------|-------|--------|-----------|--------|-------|---------|-----|-------|-------------|-------|-----|-------|------|----|----------------|----|-----|-----|
| | | FG | FGA | Pct | FG | FGA | Pct | FT | FTA | Pct | PTS | REB | REB | REB | PF | D | AST | TO | BLK | STL |
| 1 New Orleans | 1/ 0 | 1/ 4 | .250 | 1/ 1 | 1.000 | 4/ 4 | 1.000 | 7 | 11 | .636 | 14 | 1 | 1 | 2 | 3/ 0 | 1 | 2 | 0 | 0 | 23 |
| 2 Niagara | 1/ 0 | 3/ 7 | .429 | 0/ 2 | .000 | 4/ 4 | 1.000 | 10 | 13 | .769 | 24 | 1 | 3 | 4 | 2/ 0 | 1 | 1 | 0 | 0 | 28 |
| 3 Illinois State | 1/ 0 | 5/ 13 | .385 | 1/ 1 | 1.000 | 2/ 4 | .500 | 13 | 20 | .650 | 28 | 0 | 4 | 4 | 4/ 0 | 1 | 0 | 0 | 0 | 22 |
| 4 Southern Calif | 1/ 0 | 2/ 4 | .500 | 0/ 0 | .000 | 0/ 0 | .000 | 4 | 1 | 4.000 | 8 | 1 | 3 | 4 | 3/ 0 | 0 | 0 | 0 | 1 | 19 |
| 5 Loyola-Chicago | 1/ 0 | 4/ 7 | .571 | 1/ 3 | .333 | 0/ 0 | .000 | 9 | 0 | 0.000 | 9 | 0 | 2 | 2 | 3/ 0 | 0 | 1 | 0 | 1 | 23 |
| 6 Iowa | 1/ 0 | 0/ 4 | .000 | 0/ 2 | .000 | 0/ 0 | .000 | 0 | 2 | 0.000 | 0 | 2 | 1 | 3 | 1/ 0 | 1 | 3 | 0 | 2 | 14 |
| 7 Wartburg | 1/ 0 | 2/ 6 | .333 | 0/ 0 | .000 | 0/ 0 | .000 | 4 | 0 | 0.000 | 4 | 0 | 2 | 2 | 1/ 0 | 0 | 1 | 2 | 2 | 12 |
| 8 Wichita State | 1/ 0 | 2/ 4 | .500 | 0/ 1 | .000 | 0/ 0 | .000 | 4 | 0 | 0.000 | 4 | 0 | 3 | 3 | 2/ 0 | 2 | 2 | 0 | 0 | 17 |
| 9 Long Island | 1/ 0 | 3/ 6 | .500 | 1/ 1 | 1.000 | 3/ 4 | .750 | 10 | 4 | 4.000 | 26 | 4 | 4 | 8 | 4/ 0 | 0 | 1 | 2 | 0 | 13 |
| 10 Nebraska | 1/ 0 | 6/ 15 | .400 | 0/ 5 | .000 | 1/ 2 | .500 | 13 | 2 | 6.500 | 29 | 2 | 3 | 5 | 5/ 1 | 1 | 0 | 3 | 4 | 29 |
| 11 Bradley | 1/ 0 | 0/ 3 | .000 | 0/ 1 | .000 | 0/ 0 | .000 | 0 | 0 | 0.000 | 0 | 0 | 0 | 0 | 5/ 1 | 1 | 0 | 2 | 2 | 12 |
| 12 Tulsa | 1/ 0 | 1/ 3 | .333 | 0/ 0 | .000 | 0/ 0 | .000 | 2 | 0 | 0.000 | 2 | 0 | 2 | 2 | 2/ 0 | 0 | 0 | 0 | 0 | 12 |
| 13 Drake | 1/ 0 | 0/ 1 | .000 | 0/ 0 | .000 | 0/ 0 | .000 | 0 | 0 | 0.000 | 0 | 0 | 1 | 1 | 2/ 0 | 0 | 0 | 0 | 1 | 10 |
| 14 Creighton | 1/ 0 | 2/ 4 | .500 | 0/ 0 | .000 | 0/ 0 | .000 | 4 | 1 | 4.000 | 8 | 1 | 4 | 5 | 5/ 1 | 0 | 1 | 0 | 1 | 20 |
| 15 Illinois State | 1/ 0 | 1/ 5 | .200 | 0/ 0 | .000 | 0/ 0 | .000 | 2 | 0 | 0.000 | 2 | 0 | 0 | 0 | 2/ 0 | 1 | 0 | 0 | 1 | 13 |
| 16 Indiana State | 1/ 0 | 1/ 4 | .250 | 0/ 0 | .000 | 0/ 0 | .000 | 2 | 1 | 2.000 | 4 | 2 | 3 | 2 | 0/ 0 | 0 | 2 | 0 | 0 | 9 |
| 17 Evansville | 1/ 0 | 0/ 3 | .000 | 0/ 0 | .000 | 0/ 0 | .000 | 0 | 1 | 0.000 | 0 | 1 | 2 | 1 | 0/ 0 | 0 | 0 | 0 | 0 | 12 |
| 18 Iowa State | 1/ 0 | 2/ 6 | .333 | 0/ 2 | .000 | 0/ 0 | .000 | 4 | 0 | 0.000 | 4 | 0 | 2 | 2 | 4/ 0 | 1 | 0 | 0 | 0 | 14 |
| 19 Southwest Miss | 1/ 0 | 1/ 1 | 1.000 | 1/ 1 | 1.000 | 0/ 0 | .000 | 3 | 0 | 0.000 | 3 | 0 | 1 | 1 | 0/ 0 | 0 | 0 | 0 | 0 | 8 |
| 20 Wichita State | 1/ 0 | 1/ 7 | .143 | 0/ 1 | .000 | 1/ 2 | .500 | 3 | 2 | 0.000 | 3 | 2 | 0 | 2 | 2/ 0 | 1 | 1 | 0 | 0 | 13 |
| 21 Indiana State | 1/ 0 | 0/ 2 | .000 | 0/ 0 | .000 | 1/ 2 | .500 | 1 | 1 | 0.000 | 1 | 1 | 2 | 3 | 2/ 0 | 0 | 1 | 1 | 0 | 8 |
| 22 Southern Illin | 1/ 0 | 0/ 1 | .000 | 0/ 1 | .000 | 0/ 0 | .000 | 0 | 0 | 0.000 | 0 | 0 | 0 | 0 | 0/ 0 | 0 | 0 | 0 | 0 | 3 |
| 23 Southwest Miss | 1/ 0 | 0/ 1 | .000 | 0/ 1 | .000 | 0/ 0 | .000 | 0 | 0 | 0.000 | 0 | 0 | 1 | 1 | 1/ 0 | 1 | 0 | 0 | 0 | 5 |
| 24 Creighton | 1/ 0 | 2/ 3 | .667 | 1/ 2 | .500 | 0/ 0 | .000 | 5 | 0 | 0.000 | 5 | 0 | 2 | 2 | 2/ 0 | 0 | 0 | 0 | 0 | 10 |
| 25 Bradley | 1/ 0 | 0/ 0 | .000 | 0/ 0 | .000 | 0/ 0 | .000 | 0 | 0 | 0.000 | 0 | 0 | 2 | 2 | 2/ 0 | 2 | 1 | 0 | 0 | 14 |
| 26 Illinois State | 1/ 0 | 4/ 8 | .500 | 2/ 6 | .333 | 0/ 0 | .000 | 10 | 1 | 5.000 | 22 | 1 | 5 | 6 | 3/ 0 | 0 | 0 | 1 | 0 | 20 |
| 27 Drake | 1/ 1 | 3/ 8 | .375 | 2/ 4 | .500 | 0/ 0 | .000 | 8 | 2 | 4.000 | 18 | 2 | 6 | 8 | 3/ 0 | 0 | 0 | 0 | 0 | 20 |
| 28 Tulsa | 1/ 1 | 0/ 2 | .000 | 0/ 2 | .000 | 0/ 0 | .000 | 0 | 0 | 0.000 | 0 | 0 | 2 | 2 | 3/ 0 | 0 | 1 | 0 | 0 | 9 |
| Totals | 28/ 2 | 46/ 124 | .371 | 10/ 37 | .270 | 16/ 22 | .727 | 118 | 20 | 59 | 79 | 69/ 3 | 14 | 18 | 11 | 15 | 412 | | | |

Dzuho's Career Highs

POINTS—13 vs. Illinois State, Nebraska
 FIELD GOALS—6 vs. Nebraska
 FIELD GOAL ATTEMPTS—15 vs. Nebraska
 3-POINT FIELD GOALS—2 vs. Illinois State, Drake
 3-POINT FIELD GOAL ATTEMPTS—6 vs. Illinois State
 FREE THROWS—4 vs. New Orleans, Niagara
 FREE THROW ATTEMPTS—4 vs. Several
 REBOUNDS—8 vs. Long Island, Drake
 ASSISTS—2 vs. Wichita State, Bradley
 BLOCKS—3 vs. Nebraska
 STEALS—4 vs. Nebraska

33 SEAN HAWKINS

6-7 200 SOPHOMORE 1L FORWARD-CENTER DOLTON, IL (THORNTON TOWNSHIP)



1995-96: Could see action at both the power forward or center position...Plays with great enthusiasm, but needs to finesse his shot.

1994-95: Started five-of-28 games played as a true freshman...Averaged 3.1 points and 2.4 rebounds...Second to Jason Sims' blocked shots with 0.9 per game...Shot 41 percent from the field but only 38 percent at the line...Averaged 9.6

minutes...Led the team in rebounding in two games, with a career-high 11 caroms versus Nebraska, when he also scored a personal-high nine points...His career-high four blocked shots against the Cornhuskers tied with Sims for a team season high...Was tied for eighth in the Missouri Valley Conference in blocked shots.

High School: Graduate of Thornton Township...All-conference, all-area, McDonald's All-American nominee...Averaged 13 points, 13 rebounds and seven blocked shots...Team finished 16-9 and advanced to the state semifinals...Single-game highs of 23 points, 17 rebounds and 13 blocks...Named one of the top 12 seniors in the Chicago suburbs and was invited to play in the annual City-Suburb All-Star game.

Personal: Born June 11, 1976...Son of Marvin and Faye Hawkins...Major is undecided...Nicknamed "Hawk".

HAWKINS' CAREER STATISTICS

| Year | G-S | FG-FGA | Pct | 3FG-3FGA | Pct | FT-FTA | Pct | REB-Avg | AS-Avg | BS | ST | TP-Avg |
|-------|------|--------|------|----------|------|--------|------|---------|--------|----|----|--------|
| 94-95 | 28-5 | 26-64 | .406 | 0-1 | .000 | 8-21 | .381 | 66-2.4 | 2-0.1 | 24 | 2 | 60-2.1 |

HAWKINS' 1994-95 GAME-BY-GAME

| G/ OPPONENT | G/ GS | /--- TOTAL ---/ | | | /--- 3PT ---/ | | | OFF DEF TOT | | | | | | | | | | |
|-------------------|-------|-----------------|---------|------|---------------|---------|-------|-------------|-----|-----|-----|-------|-------|-----|----|-----|-----|-----|
| | | PG/ FGA | FG/ FGA | Pct | PG/ FGA | FG/ FGA | Pct | PT/ FTA | PTS | REB | DEF | TOT | PF/ D | AST | TO | BLK | STL | MIN |
| 1 New Orleans | 1/ 0 | 0/ 0 | 0 .000 | 0/ 0 | 0 .000 | 1/ 2 | .500 | 1 | 0 | 0 | 0 | 0/ 0 | 0 | 0 | 0 | 0 | 0 | 5 |
| 2 Niagara | 1/ 0 | 0/ 1 | 0 .000 | 0/ 0 | 0 .000 | 1/ 2 | .500 | 1 | 0 | 1 | 1 | 4/ 0 | 0 | 2 | 0 | 0 | 0 | 8 |
| 3 Illinois State | 1/ 0 | 0/ 0 | 0 .000 | 0/ 0 | 0 .000 | 0/ 0 | .000 | 0 | 0 | 1 | 1 | 0/ 0 | 0 | 0 | 0 | 0 | 0 | 7 |
| 4 Southern Calif | 1/ 0 | 1/ 2 | 2 .500 | 0/ 0 | 0 .000 | 0/ 0 | .000 | 2 | 1 | 0 | 1 | 0/ 0 | 0 | 1 | 0 | 0 | 0 | 4 |
| 5 Loyola-Chicago | 1/ 0 | 0/ 2 | 0 .000 | 0/ 0 | 0 .000 | 0/ 0 | .000 | 0 | 1 | 2 | 3 | 1/ 0 | 0 | 0 | 0 | 0 | 0 | 4 |
| 6 Iowa | 1/ 0 | 0/ 1 | 0 .000 | 0/ 0 | 0 .000 | 0/ 1 | .000 | 0 | 0 | 0 | 0 | 3/ 0 | 0 | 1 | 1 | 0 | 0 | 12 |
| 7 Wartburg | 1/ 0 | 0/ 0 | 0 .000 | 0/ 0 | 0 .000 | 0/ 0 | .000 | 0 | 0 | 1 | 1 | 0/ 0 | 0 | 0 | 0 | 0 | 0 | 9 |
| 8 Wichita State | 1/ 0 | 0/ 0 | 0 .000 | 0/ 0 | 0 .000 | 0/ 0 | .000 | 0 | 0 | 0 | 0 | 0/ 0 | 0 | 0 | 1 | 0 | 0 | 3 |
| 9 Long Island | 1/ 1 | 3/ 9 | .333 | 0/ 0 | 0 .000 | 1/ 2 | .500 | 7 | 4 | 4 | 8 | 5/ 1 | 0 | 1 | 3 | 0 | 0 | 16 |
| 10 Nebraska | 1/ 1 | 4/ 7 | .571 | 0/ 0 | 0 .000 | 1/ 2 | .500 | 9 | 5 | 6 | 11 | 4/ 0 | 0 | 4 | 1 | 0 | 20 | |
| 11 Bradley | 1/ 1 | 0/ 2 | 0 .000 | 0/ 0 | 0 .000 | 1/ 2 | .500 | 1 | 0 | 2 | 2 | 5/ 1 | 0 | 1 | 1 | 0 | 17 | |
| 12 Tulsa | 1/ 1 | 2/ 5 | .400 | 0/ 0 | 0 .000 | 0/ 0 | .000 | 4 | 2 | 4 | 6 | 4/ 0 | 0 | 0 | 2 | 0 | 22 | |
| 13 Drake | 1/ 1 | 3/ 5 | .600 | 0/ 0 | 0 .000 | 1/ 2 | .500 | 7 | 1 | 2 | 3 | 1/ 0 | 0 | 1 | 3 | 0 | 20 | |
| 14 Creighton | 1/ 0 | 1/ 3 | .333 | 0/ 0 | 0 .000 | 0/ 0 | .000 | 2 | 0 | 0 | 0 | 3/ 0 | 0 | 2 | 0 | 0 | 11 | |
| 15 Illinois State | 1/ 0 | 0/ 0 | 0 .000 | 0/ 0 | 0 .000 | 0/ 0 | .000 | 0 | 0 | 0 | 0 | 1/ 0 | 0 | 0 | 0 | 0 | 3 | |
| 16 Indiana State | 1/ 0 | 2/ 2 | 1.000 | 0/ 0 | 0 .000 | 0/ 0 | .000 | 4 | 0 | 2 | 2 | 2/ 0 | 0 | 0 | 2 | 1 | 7 | |
| 17 Evansville | 1/ 0 | 0/ 0 | 0 .000 | 0/ 0 | 0 .000 | 0/ 0 | .000 | 0 | 0 | 4 | 4 | 2/ 0 | 0 | 0 | 1 | 0 | 7 | |
| 18 Iowa State | 1/ 0 | 2/ 4 | .500 | 0/ 1 | 0 .000 | 0/ 0 | .000 | 4 | 1 | 2 | 3 | 2/ 0 | 0 | 0 | 2 | 0 | 10 | |
| 19 Southwest Miss | 1/ 0 | 0/ 0 | 0 .000 | 0/ 0 | 0 .000 | 0/ 0 | .000 | 0 | 2 | 0 | 2 | 1/ 0 | 0 | 0 | 0 | 0 | 6 | |
| 20 Wichita State | 1/ 0 | 1/ 3 | .333 | 0/ 0 | 0 .000 | 0/ 0 | .000 | 2 | 0 | 0 | 0 | 2/ 0 | 0 | 1 | 0 | 0 | 4 | |
| 21 Indiana State | 1/ 0 | 0/ 1 | 0 .000 | 0/ 0 | 0 .000 | 0/ 0 | .000 | 0 | 0 | 1 | 1 | 0/ 0 | 0 | 1 | 0 | 0 | 5 | |
| 22 Southern Illin | 1/ 0 | 2/ 2 | 1.000 | 0/ 0 | 0 .000 | 0/ 0 | .000 | 4 | 1 | 3 | 4 | 1/ 0 | 0 | 0 | 2 | 0 | 10 | |
| 23 Southwest Miss | 1/ 0 | 1/ 1 | 1.000 | 0/ 0 | 0 .000 | 1/ 1 | 1.000 | 3 | 1 | 0 | 1 | 2/ 0 | 0 | 0 | 1 | 0 | 11 | |
| 24 Creighton | 1/ 0 | 0/ 2 | 0 .000 | 0/ 0 | 0 .000 | 0/ 2 | .000 | 0 | 1 | 2 | 3 | 2/ 0 | 0 | 0 | 4 | 1 | 12 | |
| 25 Bradley | 1/ 0 | 0/ 3 | 0 .000 | 0/ 0 | 0 .000 | 0/ 0 | .000 | 0 | 0 | 0 | 0 | 5/ 1 | 0 | 0 | 0 | 0 | 10 | |
| 26 Illinois State | 1/ 0 | 2/ 5 | .400 | 0/ 0 | 0 .000 | 0/ 0 | .000 | 4 | 2 | 0 | 2 | 4/ 0 | 2 | 1 | 0 | 0 | 10 | |
| 27 Drake | 1/ 0 | 0/ 1 | 0 .000 | 0/ 0 | 0 .000 | 0/ 0 | .000 | 0 | 1 | 2 | 3 | 1/ 0 | 0 | 1 | 0 | 0 | 7 | |
| 28 Tulsa | 1/ 0 | 2/ 3 | .667 | 0/ 0 | 0 .000 | 1/ 5 | .200 | 5 | 3 | 1 | 4 | 3/ 0 | 0 | 0 | 0 | 0 | 10 | |
| Totals | 28/ 5 | 26/ 64 | .406 | 0/ 1 | .000 | 8/ 21 | .381 | 60 | 26 | 40 | 66 | 58/ 3 | 2 | 17 | 24 | 2 | 270 | |

Hawkins' Career Highs

POINTS—9 vs. Nebraska
 FIELD GOALS—4 vs. Nebraska
 FIELD GOAL ATTEMPTS—9 vs. Long Island
 3-POINT FIELD GOALS—0
 3-POINT FIELD GOAL ATTEMPTS—1 vs. Iowa State
 FREE THROWS—1 vs. Several
 FREE THROW ATTEMPTS—5 vs. Tulsa
 REBOUNDS—11 vs. Nebraska
 ASSISTS—2 vs. Illinois State
 BLOCKS—4 vs. Creighton
 STEALS—1 vs. Indiana State, Creighton


25 BRIAN HEYING

6-7 210 SOPHOMORE IL GUARD-FORWARD HEW HAMPTON, IA (NEW HAMPTON)

1995-96: Another of the very young players who received valuable playing time a year ago...A power forward who can provide perimeter shooting if he just takes the shot...Can get up and down the court.

1994-95: Started 17-of-28 games as a true freshman...Averaged 3.4 points and 3.5 rebounds...Shot 43 percent from the field, 38 percent from three-point range and 43 percent at the line while averaging 19.2 minutes...Team's leading rebounder in six games...Career high 10 points and nine rebounds versus Drake and four steals versus Iowa.

High School: Graduate of New Hampton High School where he earned two letters in football and three in basketball...Participated in three state basketball tournaments, winning the title his junior year and placing second his senior year...Team won the Northeast Iowa Conference crown three consecutive years with a record of 35-1...New Hampton was 65-7 overall while Heying was a



member of the varsity squad...Shot 56 percent from the field while averaging 24.7 points and 14.1 rebounds as a senior...Grabbed a career-high 25 caroms in the state title game...Broke the all-time high school career scoring record with 1,448 points, as well as setting a record with 39 points in a single game, a feat accomplished twice...Holds the single-season rebounding record with 352...Three-time first-team all-conference, two-time MVP, honorable mention all-state his sophomore year and first-team all-state his junior and senior years...All-district in

football his last two years and second-team all-state his senior year...Participated in the Dr. Pepper All-Star game and was selected to the all-tournament team...Travelled to Australia with the Iowa Senior Select team.

Personal: Born Feb. 9, 1976...Son of Larry and Cindy Heying...Majoring in business...Enjoys fishing and water skiing.

HEYING'S CAREER STATISTICS

| Year | G-S | FG-FGA | Pct | 3FG-3FGA | Pct | FT-FTA | Pct | REB-Avg | AS-Avg | BS | ST | TP-Avg |
|-------|-------|--------|------|----------|------|--------|------|---------|--------|----|----|--------|
| 94-95 | 28-17 | 39-91 | .429 | 14-37 | .378 | 3-7 | .429 | 99-3.5 | 29-1.0 | 6 | 29 | 95-3.4 |

HEYING'S 1994-95 GAME-BY-GAME

| G# | OPPONENT | G/GS | FG | FGA | PG | 3PT | 3PTA | FT | FTA | PTS | REB | DEF | TOT | PF | D | AST | TO | BLK | STL | MIN |
|--------|----------------|-------|-------|-------|-------|-------|------|-------|------|-----|-----|-----|------|-----|----|-----|----|-----|-----|-----|
| 1 | New Orleans | 1/0 | 1/1 | 1.000 | 0/0 | 0.000 | 0/0 | 0.000 | 2/0 | 2 | 0 | 0 | 0 | 2/0 | 0 | 0 | 0 | 0 | 0 | 12 |
| 2 | Niagara | 1/1 | 2/4 | .500 | 0/1 | 1.000 | 0/2 | .000 | 4/1 | 7 | 8 | 2/0 | 3 | 1 | 0 | 3 | 1 | 0 | 3 | 33 |
| 3 | Illinois State | 1/1 | 0/2 | .000 | 0/1 | 1.000 | 0/0 | 0.000 | 0/0 | 0 | 0 | 1 | 1 | 0/0 | 1 | 0 | 1 | 0 | 0 | 19 |
| 4 | Southern Calif | 1/1 | 2/4 | .500 | 1/2 | .500 | 0/0 | 0.000 | 5/0 | 4 | 4 | 0/0 | 1 | 1 | 0 | 0 | 1 | 0 | 0 | 22 |
| 5 | Loyola-Chicago | 1/1 | 1/4 | .250 | 0/1 | 1.000 | 0/0 | 0.000 | 2/3 | 5 | 8 | 1/0 | 3 | 4 | 0 | 2 | 3 | 0 | 2 | 30 |
| 6 | Iowa | 1/1 | 3/5 | .600 | 2/3 | .667 | 0/0 | 0.000 | 8/2 | 2 | 4 | 0/0 | 2 | 4 | 0 | 4 | 2 | 0 | 4 | 25 |
| 7 | Wartburg | 1/1 | 2/4 | .500 | 1/2 | .500 | 0/0 | 0.000 | 5/1 | 2 | 3 | 0/0 | 2 | 1 | 1 | 3 | 2 | 0 | 1 | 26 |
| 8 | Wichita State | 1/1 | 0/4 | .000 | 0/2 | 1.000 | 0/0 | 0.000 | 0/3 | 5 | 8 | 0/0 | 2 | 0 | 0 | 1 | 3 | 0 | 1 | 30 |
| 9 | Long Island | 1/1 | 2/7 | .286 | 1/2 | .500 | 0/0 | 0.000 | 5/3 | 3 | 6 | 2/0 | 3 | 1 | 1 | 1 | 1 | 1 | 1 | 23 |
| 10 | Nebraska | 1/1 | 1/2 | .500 | 1/1 | 1.000 | 0/0 | 0.000 | 3/0 | 2 | 2 | 5/1 | 2 | 3 | 0 | 2 | 2 | 3 | 0 | 23 |
| 11 | Bradley | 1/1 | 1/1 | 1.000 | 1/1 | 1.000 | 0/0 | 0.000 | 3/1 | 5 | 6 | 2/0 | 3 | 1 | 0 | 0 | 2 | 1 | 0 | 22 |
| 12 | Tulsa | 1/1 | 2/3 | .667 | 0/0 | 0.000 | 0/0 | 0.000 | 4/1 | 1 | 2 | 2/0 | 0 | 2 | 0 | 0 | 2 | 0 | 0 | 25 |
| 13 | Drake | 1/1 | 4/9 | .445 | 2/5 | .400 | 0/0 | 0.000 | 10/6 | 3 | 9 | 1/0 | 2 | 1 | 0 | 0 | 2 | 1 | 0 | 28 |
| 14 | Creighton | 1/1 | 3/3 | 1.000 | 2/2 | 1.000 | 1/2 | .500 | 9/2 | 2 | 1 | 3/0 | 0 | 2 | 0 | 0 | 2 | 0 | 3 | 24 |
| 15 | Illinois State | 1/1 | 1/4 | .250 | 0/1 | 1.000 | 2/2 | 1.000 | 4/1 | 2 | 3 | 0/0 | 0 | 2 | 0 | 1 | 2 | 0 | 1 | 22 |
| 16 | Indiana State | 1/1 | 0/4 | .000 | 0/2 | 1.000 | 0/0 | 0.000 | 0/0 | 0 | 2 | 2/0 | 0 | 2 | 1 | 2 | 1 | 2 | 1 | 16 |
| 17 | Evansville | 1/1 | 0/0 | .000 | 0/0 | 0.000 | 0/0 | 0.000 | 0/0 | 1 | 1 | 1/0 | 1 | 2 | 0 | 0 | 1 | 2 | 0 | 14 |
| 18 | Iowa State | 1/1 | 0/0 | .000 | 0/0 | 0.000 | 0/0 | 0.000 | 0/1 | 3 | 4 | 0/0 | 0 | 0 | 0 | 0 | 1 | 1 | 1 | 21 |
| 19 | Southwest Miss | 1/0 | 0/0 | .000 | 0/0 | 0.000 | 0/0 | 0.000 | 0/0 | 1 | 1 | 0/0 | 0 | 0 | 0 | 0 | 0 | 0 | 0 | 10 |
| 20 | Wichita State | 1/0 | 0/2 | .000 | 0/1 | 1.000 | 0/0 | 0.000 | 0/1 | 0 | 1 | 0/0 | 1 | 1 | 0 | 0 | 1 | 1 | 0 | 11 |
| 21 | Indiana State | 1/0 | 2/5 | .400 | 0/1 | 1.000 | 0/0 | 0.000 | 4/1 | 0 | 1 | 1/0 | 0 | 0 | 0 | 0 | 3 | 1 | 1 | 11 |
| 22 | Southern Illin | 1/0 | 2/3 | .667 | 1/2 | .500 | 0/0 | 0.000 | 5/0 | 1 | 1 | 1/0 | 1 | 1 | 3 | 0 | 1 | 1 | 1 | 22 |
| 23 | Southwest Miss | 1/0 | 0/0 | .000 | 0/0 | 0.000 | 0/0 | 0.000 | 0/0 | 0 | 0 | 0/0 | 0 | 0 | 0 | 0 | 1 | 0 | 0 | 9 |
| 24 | Creighton | 1/0 | 3/5 | .600 | 0/1 | 1.000 | 0/1 | 1.000 | 6/3 | 3 | 6 | 1/0 | 0 | 0 | 0 | 1 | 0 | 1 | 0 | 12 |
| 25 | Bradley | 1/0 | 1/1 | 1.000 | 0/0 | 0.000 | 0/0 | 0.000 | 2/1 | 1 | 2 | 3/0 | 1 | 1 | 1 | 1 | 1 | 1 | 1 | 14 |
| 26 | Illinois State | 1/0 | 2/4 | .500 | 0/2 | 1.000 | 0/0 | 0.000 | 4/4 | 8 | 2 | 0/0 | 1 | 1 | 0 | 1 | 1 | 0 | 1 | 16 |
| 27 | Drake | 1/0 | 1/3 | .333 | 0/1 | 1.000 | 0/0 | 0.000 | 2/1 | 1 | 2 | 2/0 | 0 | 2 | 0 | 0 | 2 | 0 | 0 | 6 |
| 28 | Tulsa | 1/0 | 3/7 | .429 | 2/3 | .667 | 0/0 | 0.000 | 8/2 | 1 | 3 | 2/0 | 0 | 0 | 0 | 0 | 0 | 0 | 0 | 11 |
| Totals | | 28/17 | 39/91 | .429 | 14/37 | .378 | 3/7 | .429 | 95 | 38 | 61 | 99 | 32/1 | 29 | 36 | 6 | 29 | 537 | | |

Heying's Career Highs

POINTS—10 vs. Drake

FIELD GOALS—4 vs. Drake

FIELD GOAL ATTEMPTS—9 vs.

Drake

3-POINT FIELD GOALS—2 vs.

Several

3-POINT FIELD GOAL

ATTEMPTS—5 vs. Drake

FREE THROWS—1 vs. Creighton

FREE THROW ATTEMPTS—2 vs.

Niagara, Creighton, Illinois State

REBOUNDS—9 vs. Drake

5 SREDRICK ROBINSON


5-9 170 SOPHOMORE IL GUARD WATERLOO, IA (EAST)

1995-96: One of the reasons why the guard court has gone from one of the youngest last year to one of the most experienced...Should still see plenty of playing time despite the return of Brian Carpenter and the addition of a redshirt guard.

1994-95: Was a candidate for the Missouri Valley Conference's Newcomer of Year, considering the responsibility he shouldered as a freshman...Tied with Jason Sims to be the team's second-leading scorer with an 11.1 average...Led the team with 2.9 assists, but also was tops with 3.4 turnovers per game...Shot 35 percent from the field, 31 percent from three-point range and 77 percent at the line...Had the team scoring lead in seven games, scoring a career-high 26 points versus Illinois State...Dished out a personal-best eight assists against Loyola...Ranked sixth in the Missouri Valley Conference in free throw percentage...His 10 field goals against Illinois State was tied for a team season high, along with team season highs with five three-pointers made twice, his 11 three-point attempts against ILSU and his eight assists.

1993-94: Redshirted.

High School: Earned two consecutive nominations to the Iowa Newspaper Association's all-state team...Honorable mention all-state in 1991...Finished second in the balloting for the 1993 "Mr. Basketball" award...Mississippi Valley Conference leading scorer in 1993 and league MVP...First-team all-Metro and all-conference three straight years and two-time team captain...Selected to the 1993 Dr. Pepper All-Star team and was the northwest district's MVP...Freshman team won the



1990 Class 3A state title...The next two years, team placed second and third...As a senior, team eliminated in first round by eventual state champion...Leading scorer in 1992 state tournament and all-tournament team selection...Scored 42 points in a sub-state final victory over West Waterloo...Winner of the Clyde Artus Memorial Award, an honor given by the Waterloo Courier to each of the six metro high schools' MVPs...KBBG Radio's "Waterloo Senior Athlete of the Year"...Holds the school record for 17 assists in a game (vs. Iowa City High) and for scoring 34 points in a half against Waterloo West...Played three

different positions in football — wide receiver, quarterback and defensive back and earned all-state in 1992 in the secondary...Des Moines Register Elite all-stater in '92 and a first-team all-conference and all-Metro pick in '91 and '92...Football team captain two years...Conference Player of the Year in '92 and selected for the Shrine Game in 1993.

Personal: Nicknamed "Snake"...Born January 1, 1975...Son of Shirley Robinson...Majoring in elementary education...Rotary Club "Senior Student of the Month" and Partners in Education "Student of the Month".

ROBINSON'S CAREER STATISTICS

| Year | G-S | FG-FGA | Pct | 3FG-3FGA | Pct | FT-FTA | Pct | REB-Avg | AS-Avg | BS | ST | TP-Avg |
|-------|-------|--------|------|----------|------|--------|------|---------|--------|----|----|----------|
| 94-95 | 28-24 | 95-271 | .351 | 46-149 | .309 | 75-97 | .773 | 54-1.9 | 82-2.9 | 0 | 40 | 311-11.1 |

ROBINSON'S 1994-95 GAME-BY-GAME


| G# | OPPONENT | G/ GS | -- TOTAL -- | | | --- 3PT --- | | | OFF DEF TOT | | | | | | | | | | PF/ D | AST | TO | BLK | STL | MIN |
|--------|----------------|--------|-------------|------|---------|-------------|--------|---------|-------------|-----|-----|-----|-------|-------|-----|----|-----|-----|-------|-----|----|-----|-----|-----|
| | | | FG/ FGA | FG% | FG3 | FG/ FGA | FG3 | FT/ FTA | FT% | PTS | REB | REB | REB | PF/ D | AST | TO | BLK | STL | | | | | | |
| 1 | New Orleans | 1/ 1 | 5/ 11 | .455 | 1/ 5 | .200 | 3/ 3 | 1.000 | 14 | 1 | 3 | 4 | 5/ 1 | 4 | 8 | 0 | 2 | 29 | | | | | | |
| 2 | Niagara | 1/ 0 | 1/ 3 | .333 | 0/ 1 | .000 | 5/ 6 | .833 | 7 | 0 | 0 | 0 | 2/ 0 | 2 | 1 | 0 | 1 | 11 | | | | | | |
| 3 | Illinois State | 1/ 0 | 1/ 5 | .200 | 0/ 2 | .000 | 0/ 0 | .000 | 2 | 0 | 0 | 0 | 4/ 0 | 1 | 2 | 0 | 2 | 11 | | | | | | |
| 4 | Southern Calif | 1/ 0 | 4/ 10 | .400 | 2/ 4 | .500 | 2/ 2 | 1.000 | 12 | 2 | 1 | 3 | 3/ 0 | 2 | 3 | 0 | 0 | 22 | | | | | | |
| 5 | Loyola-Chicago | 1/ 1 | 1/ 8 | .125 | 0/ 3 | .000 | 6/ 7 | .857 | 8 | 0 | 2 | 2 | 4/ 0 | 8 | 1 | 0 | 2 | 29 | | | | | | |
| 6 | Iowa | 1/ 1 | 0/ 5 | .000 | 0/ 3 | .000 | 4/ 4 | 1.000 | 4 | 0 | 0 | 0 | 3/ 0 | 3 | 5 | 0 | 0 | 23 | | | | | | |
| 7 | Wartburg | 1/ 1 | 4/ 7 | .571 | 1/ 3 | .333 | 3/ 4 | .750 | 12 | 1 | 1 | 2 | 3/ 0 | 5 | 4 | 0 | 2 | 32 | | | | | | |
| 8 | Wichita State | 1/ 1 | 6/ 13 | .462 | 4/ 8 | .500 | 6/ 9 | .667 | 22 | 0 | 3 | 3 | 2/ 0 | 3 | 6 | 0 | 2 | 30 | | | | | | |
| 9 | Long Island | 1/ 1 | 2/ 10 | .200 | 0/ 4 | .000 | 2/ 2 | 1.000 | 6 | 1 | 2 | 3 | 0/ 0 | 6 | 7 | 0 | 1 | 31 | | | | | | |
| 10 | Nebraska | 1/ 1 | 4/ 14 | .286 | 4/ 7 | .571 | 5/ 6 | .833 | 17 | 1 | 1 | 2 | 3/ 0 | 4 | 5 | 0 | 1 | 31 | | | | | | |
| 11 | Bradley | 1/ 1 | 5/ 13 | .385 | 5/ 9 | .556 | 0/ 3 | .000 | 15 | 0 | 1 | 1 | 4/ 0 | 2 | 8 | 0 | 2 | 32 | | | | | | |
| 12 | Tulsa | 1/ 1 | 2/ 10 | .200 | 1/ 6 | .167 | 2/ 4 | .500 | 7 | 0 | 2 | 2 | 0/ 0 | 1 | 2 | 0 | 2 | 27 | | | | | | |
| 13 | Drake | 1/ 1 | 5/ 9 | .556 | 3/ 6 | .500 | 5/ 5 | 1.000 | 18 | 0 | 2 | 2 | 3/ 0 | 3 | 5 | 0 | 0 | 31 | | | | | | |
| 14 | Creighton | 1/ 1 | 2/ 11 | .182 | 0/ 5 | .000 | 6/ 6 | 1.000 | 10 | 0 | 2 | 2 | 2/ 0 | 3 | 2 | 0 | 3 | 31 | | | | | | |
| 15 | Illinois State | 1/ 1 | 2/ 6 | .333 | 0/ 3 | .000 | 7/ 8 | .875 | 11 | 2 | 2 | 4 | 2/ 0 | 4 | 3 | 0 | 3 | 23 | | | | | | |
| 16 | Indiana State | 1/ 1 | 4/ 10 | .400 | 2/ 4 | .500 | 2/ 2 | 1.000 | 12 | 0 | 2 | 2 | 2/ 0 | 1 | 3 | 0 | 1 | 21 | | | | | | |
| 17 | Evansville | 1/ 0 | 6/ 13 | .462 | 3/ 7 | .429 | 1/ 2 | .500 | 16 | 0 | 2 | 2 | 3/ 0 | 2 | 4 | 0 | 1 | 29 | | | | | | |
| 18 | Iowa State | 1/ 1 | 1/ 4 | .250 | 0/ 1 | .000 | 2/ 2 | 1.000 | 4 | 0 | 1 | 1 | 1/ 0 | 2 | 3 | 0 | 2 | 20 | | | | | | |
| 19 | Southwest Miss | 1/ 1 | 5/ 12 | .417 | 2/ 7 | .286 | 0/ 0 | .000 | 12 | 0 | 1 | 1 | 2/ 0 | 3 | 2 | 0 | 0 | 37 | | | | | | |
| 20 | Wichita State | 1/ 1 | 3/ 12 | .250 | 0/ 6 | .000 | 1/ 2 | .500 | 7 | 1 | 2 | 3 | 4/ 0 | 1 | 2 | 0 | 1 | 37 | | | | | | |
| 21 | Indiana State | 1/ 1 | 0/ 4 | .000 | 0/ 3 | .000 | 1/ 2 | .500 | 1 | 0 | 2 | 2 | 2/ 0 | 4 | 4 | 0 | 2 | 29 | | | | | | |
| 22 | Southern Illin | 1/ 1 | 4/ 12 | .333 | 1/ 5 | .200 | 0/ 0 | .000 | 9 | 1 | 1 | 2 | 2/ 0 | 3 | 4 | 0 | 1 | 30 | | | | | | |
| 23 | Southwest Miss | 1/ 1 | 3/ 12 | .250 | 1/ 9 | .111 | 0/ 0 | .000 | 7 | 1 | 2 | 3 | 4/ 0 | 1 | 2 | 0 | 2 | 27 | | | | | | |
| 24 | Creighton | 1/ 1 | 4/ 9 | .444 | 3/ 5 | .600 | 1/ 2 | .500 | 12 | 0 | 4 | 4 | 2/ 0 | 2 | 2 | 0 | 1 | 24 | | | | | | |
| 25 | Bradley | 1/ 1 | 6/ 11 | .546 | 4/ 9 | .445 | 2/ 3 | .667 | 18 | 0 | 0 | 0 | 2/ 0 | 2 | 3 | 0 | 3 | 29 | | | | | | |
| 26 | Illinois State | 1/ 1 | 10/ 20 | .500 | 5/ 11 | .455 | 1/ 3 | .333 | 26 | 0 | 1 | 1 | 2/ 0 | 2 | 1 | 0 | 1 | 34 | | | | | | |
| 27 | Drake | 1/ 1 | 5/ 9 | .556 | 4/ 8 | .500 | 8/ 10 | .800 | 22 | 0 | 1 | 1 | 5/ 1 | 3 | 2 | 0 | 1 | 32 | | | | | | |
| 28 | Tulsa | 1/ 1 | 0/ 8 | .000 | 0/ 5 | .000 | 0/ 0 | .000 | 0 | 0 | 2 | 2 | 3/ 0 | 5 | 0 | 0 | 1 | 32 | | | | | | |
| Totals | | 28/ 24 | 95/ 271 | .351 | 46/ 149 | .309 | 75/ 97 | .773 | 311 | 11 | 43 | 54 | 74/ 2 | 82 | 94 | 0 | 40 | 774 | | | | | | |

Robinson's Career Highs

POINTS—26 vs. Illinois State
FIELD GOALS—10 vs. Illinois State
FIELD GOAL ATTEMPTS—20 vs. Illinois State
3-POINT FIELD GOALS—5 vs. Bradley, Illinois State
3-POINT FIELD GOAL ATTEMPTS—11 vs. Illinois State
FREE THROWS—8 vs. Drake
FREE THROW ATTEMPTS—10 vs. Drake
REBOUNDS—4 vs. Several
ASSISTS—8 vs. Loyola
BLOCKS—0

40 WARREN VANDEVEN

6-7 220 JUNIOR IL FORWARD-CENTER ST. LOUIS, MO (OAKVILLE)



1995-96:
Gives depth in terms of speed and athletic ability at the power

forward position...Needs to return in better shape after suffering from a chronic back problem the last two years.

1994-95: Played in only eight games after still recovering from a year off due to a chronic back problem...Averaged only 5.8 minutes. Shot 33 percent from the field and 43 percent at the line with 0.9 points and 0.8 rebounds.

1993-94: Redshirted while rehabilitating a bad back.

1992-93: Started 13-of-20 games as a freshman...Averaged 1.4 points and 2.6 rebounds...Shot 39 percent (9-23) from the field and 47 percent (9-19) at the line.

High School: Earned three basketball letters at Oakville Senior High School...Team was district champ...All-conference, all-district and a metro all-star...His AAU team was ranked first in the state, sixth in the nation...Averaged 14.6 points and 9.9 rebounds his senior year...Attended Meramac Junior College in 1991-92 and played on several AAU teams.

Personal: Born September 9, 1973...Son of Warren and Marilyn Vandeven...Majoring in public relations...Nicknamed Theo, which is his middle name.

Vandeven's Career Highs

POINTS—5 vs. Creighton
FIELD GOALS—2 vs. Creighton
FIELD GOAL ATTEMPTS—4 vs. Drake (twice)
3-POINT FIELD GOALS—0
3-POINT FIELD GOAL ATTEMPTS—1 vs. Drake
FREE THROWS—3 vs. Illinois State
FREE THROW ATTEMPTS—4 vs. Illinois State, Drake, Long Island
REBOUNDS—7 vs. Drake
ASSISTS—1 vs. Nebraska-Omaha, Indiana State
BLOCKED SHOTS—2 vs. Indiana State, Drake, Wichita State
STEALS—2 vs. Southwest Missouri State

VANDEVEN'S CAREER STATISTICS

| Year | G-S | FG-FGA | Pct | 3FG-3FGA | Pct | FT-FTA | Pct | REB-Avg | AS-Avg | BS | ST | TP-Avg |
|-------|-------|--------|------|----------|------|--------|------|---------|--------|----|----|--------|
| 92-93 | 20-13 | 9-23 | .391 | 0-1 | .000 | 9-19 | .474 | 51-2.6 | 4-0.2 | 5 | 7 | 27-1.4 |
| 94-95 | 8-0 | 2-6 | .333 | 0-0 | .000 | 3-7 | .429 | 6-0.8 | 0-0.0 | 2 | 1 | 7-0.9 |
| Tot. | 28-13 | 11-29 | .379 | 0-1 | .000 | 12-26 | .462 | 57-2.0 | 4-0.1 | 7 | 8 | 34-1.2 |

VANDEVEN'S 1994-95 GAME-BY-GAME

| G# | OPPONENT | G/ GS | FG/ FGA | Pct | 3PT/ 3FGA | Pct | FT/ FTA | Pct | PTS | REB | DEF | TOT | PF/ D | AST | TO | BLK | STL | MIN |
|--------|----------------|-------|---------|-------|-----------|------|---------|------|-----|-----|-----|-----|-------|-----|----|-----|-----|-----|
| 4 | Southern Calif | 1/ 0 | 1/ 1 | 1.000 | 0/ 0 | .000 | 1/ 3 | .333 | 3 | 0 | 2 | 2 | 2/ 0 | 0 | 1 | 0 | 0 | 7 |
| 5 | Loyola-Chicago | 1/ 0 | 0/ 0 | .000 | 0/ 0 | .000 | 0/ 0 | .000 | 0 | 1 | 0 | 1 | 1/ 0 | 0 | 0 | 0 | 0 | 7 |
| 6 | Iowa | 1/ 0 | 0/ 1 | .000 | 0/ 0 | .000 | 0/ 0 | .000 | 0 | 0 | 0 | 0 | 1/ 0 | 0 | 0 | 0 | 0 | 3 |
| 8 | Wichita State | 1/ 0 | 1/ 2 | .500 | 0/ 0 | .000 | 0/ 0 | .000 | 2 | 0 | 1 | 1 | 0/ 0 | 0 | 0 | 2 | 1 | 12 |
| 9 | Long Island | 1/ 0 | 0/ 2 | .000 | 0/ 0 | .000 | 2/ 4 | .500 | 2 | 1 | 0 | 1 | 4/ 0 | 0 | 1 | 0 | 0 | 6 |
| 10 | Nebraska | 1/ 0 | 0/ 0 | .000 | 0/ 0 | .000 | 0/ 0 | .000 | 0 | 0 | 1 | 1 | 1/ 0 | 0 | 0 | 0 | 0 | 4 |
| 11 | Bradley | 1/ 0 | 0/ 0 | .000 | 0/ 0 | .000 | 0/ 0 | .000 | 0 | 0 | 0 | 0 | 1/ 0 | 0 | 0 | 0 | 0 | 5 |
| 12 | Tulsa | 1/ 0 | 0/ 0 | .000 | 0/ 0 | .000 | 0/ 0 | .000 | 0 | 0 | 0 | 0 | 0/ 0 | 0 | 1 | 0 | 0 | 2 |
| Totals | | 8/ 0 | 2/ 6 | .333 | 0/ 0 | .000 | 3/ 7 | .429 | 7 | 2 | 4 | 6 | 10/ 0 | 0 | 3 | 2 | 1 | 46 |

13 TONY BRUS


6-1 195 FRESHMAN RS GUARD BLUE GRASS, IA (DAVENPORT WEST)

1995-96: Despite the multitude of guards, should see a lot of action...A tough player in spite of his youth...Could see time at the three spot.

1994-95: Redshirted.

High School: Led Davenport West to the Class 4-A state championship his senior year...Three-year starter...Averaged 25.2 points for a 24-0 team...Scored 24, 25 and 27 points, respectively, in the state tournament games...West's career scoring leader with 1,073 points...Shot 62 percent from the field and 78 percent at the line and averaged 5.0 rebounds...Also made 29-of-68 three-pointers for 43 percent...Earned three letters in basketball...Captain of the Iowa 4-A team and a member of the Iowa Select team which played in Australia.

Personal: Son of Eugene and Linda Brus...Born May 3, 1976.



50 JERRY NELSON


6-11 235 FRESHMAN RS CENTER WYOMING, MN (FOREST LAKE)

1995-96: Competing for playing time at the center position...Improved his competitiveness during his redshirt year.

1994-95: Redshirted.

High School: Graduate of Forest Lake (MN) High School where he lettered three years in basketball...Also received three athlete scholar letters...All-conference two years and Minneapolis Star & Tribune preseason all-Metro in 1993-94...Voted team's MVP his senior year, when he was a captain...Team advanced to the consolation round of the state Class AA tournament and participated in the Section 7 Boys Class AA Championship...Team won the league title two straight years...Averaged 11 points and nine rebounds and blocked 69 shots his senior year...Shot 57.5 percent from the field and was third on the team in assists...Led his team two straight years in field goal percentage and finished with the second-highest all-time career field goal percentage at Forest Lake...Shot eight-of-13 three-pointers his senior year...Team was 60-16 overall during his three years and was 43-10 as a starting center for two years.

Personal: Born Nov. 5, 1975...Son of Gregory and Judy Nelson...Major undecided...Enjoys drawing and painting.



30 GREG WOOD


6-5 190 FRESHMAN RS FORWARD CHICAGO, IL (HALES FRANCISCAN)

1995-96: Competing for playing time at forward.


1994-95: Redshirted.

High School: Lettered three years in basketball and one in baseball...Two-time Chicago Prep all-conference first team, first-team all-stater as a junior...Selected to Chicago Sun-Times all-state first team, along with the Chicago Tribune's, AP and the Coaches' Poll...Street & Smith all-American...In running for "Mr. Basketball" award...Finished 11th-of-32 in the state slam-dunk contest...Rated as one of top 10 players in Chicago and one of top 20 in the state...Was invited to the Nike All-America Camp and was selected to the underclassman all-star team at Dave Kriders Camp as a sophomore...A unanimous pick to the Pontiac Christmas Tournament all-tournament team...Averaged 19 points and 11 rebounds his junior year, but did not play his senior year after Illinois High School Assoc. ruled he already had completed four seasons of eligibility after transferring from a school in the St. Louis area following his freshman season.

Personal: Born June 19, 1975...Son of Ronald and Bonita Wood...Majoring in criminology...Relative of Pittsburgh Stealer Rod Woodson.



Panther COACHES



Inside

30-31 Eldon Miller

.....**32** Kevin Boyle

33 Jonathan Cox

.....**34** Samuel Skarich

35 Support Staff


.....**36** President Robert Koob

36 Athletic Director
Christopher Ritrievi

HEAD COACH ELDON MILLER

528-377 IN 33 YEARS OVERALL

9 NCAA AND 3 NIT APPEARANCES



For a man who "just wants to have fun with the game of basketball," last year couldn't have been much fun — especially since many of the obstacles presented were out of his control. Injuries and a deflated UNI-Dome roof contributed to a disappointing season.

But Eldon Miller has confronted many challenges in his 33 years as a college head basketball coach. A quick glance at his overall record — 528 wins, nine NCAA and three NIT tournament appearances — proves he often has been up to the task.

Those who know Miller and have followed his career since his days at Ohio State, Western Michigan and Wittenberg admire his quiet approach to the teaching of the game of basketball. Beginning his 10th season in the UNI program, Miller enters the 1995-96 campaign with the challenge of molding a still young team into a winner.

The official naming of Miller to head the UNI program was made on February 27, 1986, just prior to Ohio State's appearance in the NIT Tournament, a title the Buckeyes eventually captured.

Miller led his first Northern Iowa squad to a 13-15 record and a 7-7 finish in the Mid-Continent Conference, which placed the Panthers fifth — quite an accomplishment, considering they were picked to finish last in the eight-team field with only three returning lettermen. Those 13 wins tied for second the most wins in a season

since moving to Division I, and they won more road games since the 1979-80 season.

Year one laid the foundation for years two and three, the latter of which saw the Panthers erase or tie 12 school records. The Panthers wrapped up 1988-89 with a second-place finish in the Mid-Continent with an 8-4 mark, their highest finish ever. Their 19-9 overall record was their best effort since moving to Division I. They were 14-1 at home and just missed an NIT berth.

That year also brought Miller recognition as the Mid-Continent Coach of the Year.

Four years of hard work paid off in 1989-90 when the Panthers hit plateau after plateau. After defeating Iowa before a state-record crowd of 22,727 fans in the UNI-Dome, they tied for just third place in the regular league season. Then they swept the conference's post-season tournament played in the UNI-Dome and received their first berth in the NCAA tournament since 1979. UNI upset the Missouri Tigers in the first round and barely was edged out by

Minnesota in the second game. It finished with a 23-9 record overall, tying a school record for most wins.

Miller and the Panthers struggled through the 1991-92 season without UNI's all-time leading scorer, Jason Reese. The results did not match preseason hopes and dreams following the "Cinderella" season the year before, but steady improvement throughout the campaign propelled

the Panthers four years ago into a new league — the Missouri Valley Conference — and that affiliation has done nothing but increase the level of excitement surrounding UNI basketball. In 1993-94, the Panthers finished 16-13 overall and advanced to the championship game of the MVC post-season tournament, falling four points shy of making the NCAA tournament when

they lost to Southern Illinois.

Yes, Miller knows all about challenges. Prior to taking the UNI job upon Jim Berry's resignation, he spent 10 years at Ohio State, compiling a 176-118 record there. Nine of his Buckeye teams compiled winning records, seven played in post-season tournaments and four recorded 20 or more wins. They had participated in the NCAA tournament three of his last five years and, in 1986, defeated Wyoming for the NIT title. He was named Big Ten Coach of the Year twice.

He was born June 19, 1939, in Gnadenhutten, OH. He played basketball four years at Wittenberg. As a senior in 1961, Miller starred on the NCAA College Division championship team and was chosen Most Valuable Player.

After graduation, he remained at Wittenberg to take graduate work and to assist coaching. He was named head coach at the end of the 1962 season at the tender age of 23. Miller enjoyed eight successful seasons there, compiling a 142-55 record, and won three Ohio Conference titles while sharing two others. He has been inducted into the Wittenberg Hall of Fame.

Miller went to Western Michigan in 1971. Charged with rebuilding that program, his 1976 team won its first Mid-American Conference championship and finished 25-3 overall. Western earned a berth in the NCAA tournament and advanced to the regionals before losing 62-57 to Marquette. He then accepted the Ohio State position.

Miller is starting his 35th year of coaching this fall, 34th as a head coach. His overall record is 528-377. At UNI, he has compiled a 124-136 mark. In addition to his coaching duties, he had the additional responsibilities of Interim Athletic Director during the 1991-92 season.

He and his wife, Dee, have three children — daughters Amy and Caroline, and son, Ben.

Year one laid the foundation for years two and three, the latter of which saw the Panthers erase or tie 12 school records.



ELDONISMS:

"You take triumph and disaster and treat them both somewhat the same. You still have to do what you can do, but you have to be enthusiastic about it."

"I don't live in yesterday very long."

"You know what getting beat does for me? It motivates me. Nothing's ever going to replace winning, but if you love the game of basketball, you're going to love being there whether you win or not. It's always more fun winning, and I don't want to change that."

"I like this school and I like this area. There aren't many areas I don't like. This is an outstanding university, in business, education and pre-professional study. Everyone is very much involved in the campus life here. I'm having fun, but I've always had fun. And, yes, I'm happy here. Happiness is a personal responsibility."

"My goal is to do the very best I can every day. That's a goal everyone should have. I have the same goal wherever I'm coaching. There was no mental adjustment coming here. A lot of that so-called glitter isn't very important to me."

"I'm not going to outer space. I'm going to Northern Iowa" (upon his appointment at UNI).

"The prestige of a job is not nearly as important as the importance of doing the job where you are. To me, that's what should determine your self image."

"I like the challenge of putting a team together — each year it's a new challenge. It's not the same team every year, even though the same people are coming back. Interests change, enthusiasms change, and people develop new enthusiasms for the game."

Miller's Coaching Record

| | | | |
|--|-------|--------------------------------------|-------|
| 1963 Wittenberg NCAA National Runnerup | 26-2 | 1982 Ohio State NCAA Tournament | 21-10 |
| 1964 Wittenberg | 18-5 | 1983 Ohio State NCAA Regionals | 20-10 |
| 1965 Wittenberg | 17-5 | 1984 Ohio State NIT Tournament | 15-14 |
| 1966 Wittenberg | 12-11 | 1985 Ohio State NCAA Tournament | 20-10 |
| 1967 Wittenberg | 17-7 | 1986 Ohio State NIT Champ | 19-14 |
| 1968 Wittenberg | 13-13 | | |
| 1969 Wittenberg NCAA Regionals | 19-6 | 1987 Northern Iowa | 13-15 |
| 1970 Wittenberg NCAA Regionals | 20-6 | 1988 Northern Iowa | 10-18 |
| | | 1989 Northern Iowa | 19-9 |
| 1971 Western Michigan | 14-10 | 1990 Northern Iowa NCAA Regionals | 23-9 |
| 1972 Western Michigan | 10-14 | 1991 Northern Iowa | 13-19 |
| 1973 Western Michigan | 8-18 | 1992 Northern Iowa | 10-18 |
| 1974 Western Michigan | 13-13 | 1993 Northern Iowa | 12-15 |
| 1975 Western Michigan | 16-10 | 1994 Northern Iowa | 16-13 |
| 1976 Western Michigan | 25-3 | 1995 Northern Iowa | 8-20 |
| Mid-American Champ, NCAA Regionals | | | |
| 1977 Ohio State | 11-16 | Wittenberg (8 yrs.) 142-55 .721 | |
| 1978 Ohio State | 16-11 | Western Michigan (6 yrs.) 86-68 .558 | |
| 1979 Ohio State NIT Final Four | 19-12 | Ohio State (10 yrs.) 176-118 .607 | |
| 1980 Ohio State NCAA Regionals | 21-8 | Northern Iowa (9 yrs.) 124-136 .477 | |
| 1981 Ohio State | 14-13 | TOTALS (33 yrs.) 528-377 .583 | |

Winningest Active NCAA Division I Men's Coaches

| Coach | College | Yrs. | Wins |
|-------------------|--------------------|------|------|
| 1. Dean Smith | North Carolina | 34 | 831 |
| 2. Jim Phelan | Mount St. Mary's | 41 | 737 |
| 3. Bob Knight | Indiana | 30 | 669 |
| 4. Don Haskins | UTEP | 34 | 665 |
| 5. Norm Stewart | Missouri | 34 | 660 |
| 6. Lefty Driesell | James Madison | 33 | 656 |
| 7. Lou Henson | Illinois | 33 | 645 |
| 8. Gene Bartow | Alabama-Birmingham | 33 | 631 |
| 9. Denny Crum | Louisville | 24 | 565 |
| 10. Eddie Sutton | Oklahoma State | 25 | 553 |
| 11. Eldon Miller | Northern Iowa | 33 | 528 |

Miller's Record at UNI In

All Games — 124-136

Home — 84-41

Away — 40-95

Conference Games — 67-84

Home — 45-29

Away — 22-55

Non-Conference Games — 55-62

Home — 39-26

Away — 16-36

Tournament Games — 10-16

Conference — 6-6

In-Season — 3-9

NCAA — 1-1

Miscellaneous

Overtime Games — 11-7

Games Decided by 3 or Less Points — 31-22

KEVIN BOYLE

ASSISTANT COACH, 10TH SEASON

Former University of Iowa basketball star Kevin Boyle was the first to be named to head coach Eldon Miller's staff.


Boyle played for the Hawkeyes from 1978-82. He was named Big Ten Rookie of the Year in 1979 and was a first team all-Big Ten selection by both AP and UPI as a junior. He was an honorable mention all-American after the 1980-81 season and a preseason all-American pick as a senior.

A starting forward-guard for the Gold Medal team at the 1981 World University Games, Boyle was named Amateur Player of the Year in 1982 by the ABA-USA Olympic Committee. A Hawkeye captain his senior year, he was a four-year starter. He also was named Iowa's Most Valuable Player his senior year.

Boyle's other accolades include being named one of the nation's elite defensive players by Sports Illustrated. He played in four NCAA tournaments with the Hawks, including being a starter on the team that made it to the Final Four in 1980.

Scoring a career 1,189 points, Boyle was drafted in the sixth round by the Philadelphia 76ers in 1982 and played during the exhibition season. He also played with the San Diego Clippers during the 1983 Los Angeles Summer League. After being released by the 76ers, he played in England, France and Switzerland. He also coached youth while playing in Europe.

Boyle played his high school career at Saint Laurence in Chicago, IL.




"The University of Northern Iowa is an ideal setting for a student-athlete to reach his potential, both academically and athletically."

"During my nine years at Northern Iowa, I have become well acquainted with many of the professors on campus and have witnessed a sincere interest on their part in our student-athletes' achieving their goals academically."

"I am especially proud of the recent study of the graduation rate of our men's basketball players. Since the 1988-89 season, all of our players have graduated."

"Working with Eldon Miller has been a great experience. Not only is he a great teacher of the game, but more importantly, he prepares his student-athletes to reach their goals in life."



JONATHAN COX

ASSISTANT COACH, FIRST SEASON

Former Northern Iowa guard Jonathan Cox joins the Panther staff this fall, replacing Kevin Lehman, who was named head coach at Nebraska-Omaha this spring.



Cox played on the Panthers' 1990 NCAA Tournament team which finished 23-9. From 1986-90, he played in 114 games, scoring 290 points and dishing out 230 assists. As a senior, he started 18 games. He was best known for his hustle, work ethic and positive attitude.

Cox served as a student assistant at UNI, then was named head freshman basketball coach, sophomore football coach and varsity assistant basketball coach at Springfield (IL) High School, his alma mater, where he stayed until 1994. He

also was director of security at Springfield and an unofficial academic advisor. This past season, he was an assistant at Wabash Valley College, where his primary responsibility was working with the perimeter players.

While at Springfield, Cox stressed academics, making study tables mandatory for athletes. Student-athletes struggling academically spent the first half of basketball practice studying subjects other than basketball.

Jonathan Cox played guard on UNI's 1990 NCAA Tournament team.



"I feel very fortunate to be able to coach at my alma mater. I enjoyed success as a student-athlete here at Northern Iowa, and I am now seeking success as a coach."

"Playing for Eldon Miller as a student-athlete and now serving as one of his assistants is a unique and special opportunity. Coach Miller believes in being a good citizen, having integrity and class, and student-athletes getting their degrees. I too believe in these things and will stand by Coach Miller as we strive toward these goals. The Cedar Falls/Waterloo community and the University of Northern Iowa have provided me with great academic and professional opportunities for which I am very grateful."

"I would like all of the UNI supporters to experience the 'big dance' once again. With hard work and sweat, this goal of ours is attainable for the Panthers and the fans of Northern Iowa."

SAMUEL SKARICH

ASSISTANT COACH, 10TH SEASON


Eldon Miller's staff was made complete with the hiring of former St. Cloud State head coach Samuel Skarich as parttime assistant. No stranger to Miller and his style of basketball, Skarich worked with Miller at Ohio State from 1976-78 as a parttime assistant.

A native of Keewatin, MN, Skarich received his bachelor's degree from Notre Dame in 1964 and his master's in 1965. He was a two-year letterman for the Irish, participating in the NCAA tournament in 1963.

His coaching background is wide and varied. He assisted the Notre Dame freshman team while working on his master's and the St. Joseph's High School program in South Bend, IN, where he got his first fulltime coaching job following graduation. He also taught and coached at St. Joseph's

Catholic High School in St. Joseph, MI. He was promoted to head coach of Lake Michigan Catholic High School after St. Joseph's consolidation. In 1973, he resigned that position to rejoin the St. Joseph staff in Indiana and was elevated to head coach there when Bob Donnewald joined the Indiana University staff. After three years there, he became Miller's parttime assistant.

From 1978-81, Skarich worked with Donnewald at Illinois State as a fulltime aide and then was named head coach at St. Cloud State where he coached until 1984. He spent one more year at St. Cloud as administrative assistant to the athletic director. He was programmer for Sports and Health Clubs of Minnesota immediately prior to taking the UNI position.



"UNI represents my sixth coaching stop, fourth at the collegiate level. While the responsibilities have varied along the way, the challenges and rewards have been exciting, yet no more so than here at the University of Northern Iowa."

"The University, which has much going for it in its setting, is fortunate to have Eldon directing its basketball program. Personally, I have come to know that definitively in the 23 years in which I have known him. While we have had solid success on the court here — a pattern which has occurred at all four institutions which he has represented — the more critical areas in a young man's life have always been foremost in Coach Miller's mind."

"These areas are: the player's relationship with his family, the player's academic preparation, and the player's overall adjustment to life in his environment on and off the campus as a student-athlete. Much of this is taken with him when he leaves, and it is primarily for these reasons that the challenges here have been fulfilling for me."




Support Staff

UNI Basketball

TERRY NOONAN

ATHLETIC TRAINER



Terry Noonan was named athletic trainer 10 years ago after serving as interim head trainer for one year. Prior to that, he had served as assistant trainer at UNI since 1983. From 1979-81, he was a graduate assistant at UNI and then spent the next two years as a physical fitness instructor at Hawkeye

Institute of Technology. From 1981-83, he was head trainer at Columbus High School in Waterloo, IA, before joining UNI as a fulltime staff member. He is a nationally certified athletic trainer and has served as an examiner for the NATA Certification test.

STEVE NURSE

EQUIPMENT MANAGER



Steve Nurse, brother of former UNI basketball guard Nick Nurse, was named Equipment Manager in August of 1993, replacing Dick Timmerman, who took a similar post at the University of Iowa. At the time of his appointment, Nurse had been an assistant manager at Menards

Hardware Store in Omaha, NE, since February of 1993. Prior to that, he had been an assistant manager for Eby's Athletic Co. in Council Bluffs, IA, and was a store manager for Pro Sports in Fairfield. No stranger to UNI, he was a Panther assistant equipment manager from 1984-88. He received his bachelor's degree in community recreation from UNI in 1988. He is a member of the Athletic Equipment Managers Assoc., received the Iowa Bar Association's Citizenship Award and has been a counselor at UNI's boys' basketball camps.

ROBERT KINCAID

ACADEMIC ADVISOR



A native of Waterloo, IA, Robert Kincaid joined the athletic staff in 1983, serving as academic advisor on a part-time basis. A graduate of East Waterloo High School, he graduated from Adams State in 1966 with a B.A. degree in physical education and a minor in business administration. He spent four years at Northern Colorado as an assistant basketball coach and assistant dean of students while working on his master's in student personnel and administration. He also has been an accountant and auditor and has served as a counselor for Juvenile Court. He currently is a member of the Student-Athlete Substance Abuse program at UNI and is involved in several community organizations.

He has served the last few years as chairman of the Tri-County Headstart Program.

At the University of Northern Iowa, you will receive a truly distinctive education. There are more than 120 majors offered in a variety of academic fields. With the exception of some general education classes, most of the classes are small, which allows the student-athlete a chance to get to know their professors (i.e., "Introduction to College Writing" has 20-25 students per professor).



CAROLINE THOMSON

Men's Basketball/Football Secretary

MANAGERS



(l-r) Dan Corbin, Randy Nelson, Brian Dutler, Peyton Deterding

DR. ROBERT KOOB

UNIVERSITY PRESIDENT

Robert Koob, a Northern Iowa alumnus, returned to his alma mater in August as its eighth president. A 1962 graduate of what was then State College of Iowa, Koob was named president July 1 by the Iowa State Board of Regents.

Koob had been a senior vice president and vice president for academic affairs at California Polytechnic State University at San Luis Obispo, CA, since 1990.

Prior to his position at Cal Poly, the 53-year old Koob was vice president of academic affairs at North Dakota State from 1985-90 and served a one-year term as interim president from 1987-88.

At Cal Poly, Koob was director and chair of the Cal Poly Foundation and served on a number of CSU system committees, including the CSU Commission on Telecommunications Infrastructure.

He began his teaching career at North Dakota State in 1967 as an assistant professor of chemistry, advancing to professor of chemistry in 1972. He served that institution in several capacities before assuming the vice presidency. He was chair of the chemistry department for six years, and acting chair of the physics department one year, as well as dean of the College of Science and Mathematics from 1981-84.

Koob graduated from State College of Iowa with a bachelor's in chemistry and earned his doctorate in chemistry from Kansas in 1967. He and his wife, Yvonne, have seven grown children.

"It's an honor for me, as a UNI graduate, to return as president," he said. "I can't imagine anyone being more honored in the State of Iowa."



CHRISTOPHER RITRIEVI

ATHLETIC DIRECTOR

Chris Ritrievi is in his fourth year as Northern Iowa Director of Athletics. Since the day he joined the department, he has worked to develop a competitive Division I athletic program.

A former Division I athlete himself, Ritrievi earned three varsity letters at Princeton, where he received a bachelor's degree in Economics in 1979. He earned his master's in Business Administration from Lehigh in 1983.

His career in intercollegiate athletics began as a graduate assistant at Lehigh. He has served in administrative and coaching positions at the Eastern College Athletic Conference, Bowling Green State, Princeton, Pennsylvania and Stanford prior to coming to UNI.

During his tenure at UNI, he has reorganized the management of the department to make it more effective and has set priorities to increase the competitiveness of Panther teams. Emphasizing increased operating budgets for all sports and increased scholarships for women's sports, the department has enjoyed its best performances since joining Division I in 1980.

Since 1992, the Panthers have celebrated their first Missouri Valley Conference championships


in men's cross country, indoor and outdoor track and field and volleyball. Football has won three Gateway Conference titles and has enjoyed the highest attendance, including five-of-six UNI-Dome football sellouts.

The department successfully has hosted NCAA football playoff games and volleyball matches. In 1996, the NCAA West Regional Wrestling Championship will be held on the UNI campus. In 1997, the UNI-Dome will host the NCAA Division I Wrestling Championships.

Increased emphasis on athletic performance has not diminished the positive public image the program enjoys. The department operates on a balanced budget and student-athletes graduate at rates equal to or better than the student body as a whole.

Ritrievi served as vice president of the MVC athletic directors in 1994-95 and chairs the league's long-range planning and Gateway finance committees. He also serves on the Division I-AA Athletic Directors Association's Executive Committee.

A native of Levittown, PA, he is married to the former Stephanie Homeyer of Wellsburg, IA.



'95-96

OPPONENTS



Inside

- 38** Bethune-Cookman
.....**38** Bradley
- 39** Central Florida
.....**39** Creighton
- 40** Drake
.....**40** Evansville
- 41** Illinois State
.....**41** Indiana State
- 42** Iowa
.....**42** Loyola
- 43** Nebraska
.....**43** Southern Illinois
- 44** Southern Utah
.....**44** Southwest Missouri
- 45** Tulsa
.....**45** Wichita State

BETHUNE-COOKMAN

SUNDAY, DECEMBER 31, UNI-DOME

Location: Daytona Beach, FL 32114-3099
Enrollment: 2,300
Nickname: Wildcats
Colors: Maroon & Gold
Conference: Mid-Eastern Athletic (9-7/4th)
Home Court/Capacity: Moore Gymnasium/3,000
Press Row Phone: TBA
President: Dr. Oswald P. Bronson
Athletic Director: Lynn Thompson
Office Phone: 904-255-1401, ext. 316/319
Sports Information Director: W. Earl Kitchings
Office Phone: 904-258-7621
Home Phone: 904-255-6159
Assistant SID: TBA
FAX: 904-253-4231
Head Coach: Maurice "Tony" Sheals
Alma Mater/Year: Bethune-Cookman/1980
Record at BCC/Years: 22-35/2
Career Record: 58-62
Basketball Office Phone: 904-255-1401, ext. 270/258
Best Time to Call: 10 a.m.-12 noon
Assistant Coaches/Alma Mater/Year: Stanley Cromartie/Edward Waters/1990, Morris Small/Bethune-Cookman/1974
1994-95 Overall Record: 12-16
Series Record: 1st Meeting



Feb. 24 at Florida A&M 7:00
 Feb. 28- Mar. 3 at Mid-Eastern Athletic Conference Tournament
 All times Central

1994-95 RESULTS (12-16)

| | | |
|-----|---------------------------|-----|
| 80 | Edward Waters | 85 |
| 103 | Warner Southern | 84 |
| 96 | Florida Memorial | 63 |
| 49 | at Virginia | 109 |
| 49 | at St. Louis | 103 |
| 74 | at Creighton | 76 |
| 66 | at Tulane | 97 |
| 55 | at New Mexico State | 85 |
| 85 | Siena College | 86 |
| 89 | Delaware State | 84 |
| 70 | Maryland-Eastern Shore | 65 |
| 63 | South Carolina State | 65 |
| 77 | North Carolina A&T | 89 |
| 47 | at Coppin State | 55 |
| 87 | at Morgan State | 67 |
| 93 | at Howard University | 77 |
| 80 | OTat South Carolina State | 83 |
| 88 | 2OTat North Carolina A&T | 93 |
| 95 | at Florida A&M | 91 |
| 61 | Coppin State | 88 |
| 100 | Morgan State | 78 |
| 95 | Howard University | 91 |
| 62 | at Evansville | 97 |
| 72 | at Delaware State | 71 |
| 77 | at Maryland-Eastern Shore | 71 |
| 75 | at Coppin State | 88 |

1995-96 SCHEDULE

| | |
|---------|--------------------------------|
| Nov. 16 | St. Pete AAU 6:30 |
| Nov. 28 | at Siena College 6:05 |
| Nov. 30 | Minnesota 6:30 |
| Dec. 2 | Shaw University 7:00 |
| Dec. 5 | Morris Brown 7:00 |
| Dec. 9 | Edward Waters 6:30 |
| Dec. 13 | Elizabeth City State 6:30 |
| Dec. 31 | at Northern Iowa 1:35 |
| Jan. 4 | at Texas A&M 7:00 |
| Jan. 6 | at Delaware State 3:00 |
| Jan. 8 | at Maryland-Eastern Shore 6:30 |
| Jan. 13 | at South Carolina State 6:30 |
| Jan. 15 | at North Carolina A&T 6:30 |
| Jan. 18 | Coppin State 7:00 |
| Jan. 20 | Howard University 3:00 |
| Jan. 22 | Morgan State 7:00 |
| Jan. 27 | South Carolina State 3:00 |
| Jan. 29 | North Carolina A&T 7:00 |
| Feb. 3 | Florida A&M 7:00 |
| Feb. 6 | at Daytona 6:30 |
| Feb. 8 | at Coppin State 6:30 |
| Feb. 10 | at Howard University 6:30 |
| Feb. 12 | at Morgan State 6:30 |
| Feb. 15 | at South Florida 6:30 |
| Feb. 17 | Delaware State 3:00 |
| Feb. 19 | Maryland-Eastern Shore 7:00 |

STARTERS RETURNING:

| | | | | | | | |
|-----------------|---|------|-----|-----|----------|---------|---------------|
| Jaime Grant | G | 6-2 | 170 | Sr. | 9.0 ppg | 3.8 apg | Dade City, FL |
| Richard Leonard | F | 6-6 | 225 | Sr. | 9.6 ppg | 6.6 rpg | Cocoa, FL |
| Tyrone White | C | 6-10 | 250 | Sr. | 10.3 ppg | 6.6 rpg | Rochester, NY |

OTHER LETTERMEN RETURNING:

| | | | | | | | |
|----------------|-----|-----|-----|-----|----------|---------|-----------------|
| Roseki Jackson | G | 6-2 | 180 | Jr. | 13.0 ppg | 0.0 apg | Delray, FL |
| Mario Miller | G | 6-0 | 160 | Jr. | 6.4 ppg | 1.8 apg | Largo, MD |
| Derek Smith | G | 6-1 | 180 | Jr. | 2.6 ppg | 1.4 apg | Tampa, FL |
| Derek Strong | C/F | 6-8 | 255 | Sr. | 2.7 ppg | 2.8 rpg | East Orange, NJ |

NEWCOMERS:

| | | | | | |
|----------------|---|-----|-----|-----|-------------------------------------|
| Reggie Bellamy | F | 6-6 | 220 | Jr. | Palmetto, FL (Manatee CC) |
| Freddie Cole | G | 6-3 | 185 | Fr. | Ft. Lee, VA (Prince George) |
| Alistair Henry | F | 6-4 | 190 | Jr. | Brooklyn, NY (Indian River CC) |
| Jacob Land | G | 6-2 | 175 | Fr. | St. Petersburg, FL (Dixie Hollins) |
| Lonnie Mincey | G | 6-5 | 190 | So. | Jacksonville, FL (Southern Baptist) |
| Ernest Nesmith | F | 6-7 | 215 | Fr. | Jacksonville, FL (Ribault) |

BRADLEY UNIVERSITY

SATURDAY, JAN. 6, UNI-DOME SATURDAY, FEB. 10, PEORIA, IL

Location: Peoria, IL 61625
Enrollment: 6,000
Nickname: Braves
Colors: Red & White
Conference: Missouri Valley (12-6/4th)
Home Court/Capacity: Carver Arena/10,825
Press Row Phone: 309-673-8381
President: Dr. John R. Brazil
Athletic Director: Ron Ferguson
Office Phone: 309-677-2670
Sports Information Director: Joe Dalfonso
Office Phone: 309-677-2624
Home Phone: 309-444-7414
Associate SID: Bo Ryan
FAX: 309-677-2626
Radio: WMBD-1470
Head Coach: Jim Molinari
Alma Mater/Year: Illinois Wesleyan/1977
Record at Bradley/Years: 61-57/4
Career Record/Years: 103-74/6
Basketball Office Phone: 309-677-2668
Best Time to Call: Mornings
Assistant Coaches/Alma Mater/Year: Rob Judson/Illinois/1980, Pat Donahue/Elmhurst/1988, Duane Broussard/Bradley/1993

1994-95 Overall Record: 20-10
Series Record: Bradley leads 7-2
First Meeting: 1970-71, BU 117-71
Last Meeting: 1994-95, BU 94-69

1995-96 SCHEDULE

| | |
|------------|----------------------------------|
| Nov. 11 | Red-White Scrimmage 7:05 |
| Nov. 16 | Exhibition (TBA) 7:05 |
| Nov. 21 | Exhibition (TBA) 7:05 |
| Nov. 25 | at Kansas State 2:05 |
| Nov. 29 | at Villanova 6:30 |
| Dec. 2 | New Orleans 7:05 |
| Dec. 5 | St. Louis University 7:05 |
| Dec. 16 | Western Illinois 7:05 |
| Dec. 23 | Chicago State 1:05 |
| Dec. 29-30 | at Cable Car Classic |
| Jan. 3 | at Creighton 7:05 |
| Jan. 6 | at Northern Iowa 7:05 |
| Jan. 10 | Creighton 7:05 |
| Jan. 13 | Southwest Missouri State 7:05 |
| Jan. 15 | Southern Illinois 7:05 |
| Jan. 20 | at Illinois State 8:05 |
| Jan. 23 | at Evansville 7:35 |
| Jan. 25 | at Indiana State 6:05 |
| Jan. 29 | Wichita State 7:05 |
| Jan. 31 | Drake 7:05 |
| Feb. 4 | Tulsa 8:05 |
| Feb. 7 | at Southwest Missouri State 7:05 |
| Feb. 10 | Northern Iowa 2:05 |

STARTERS RETURNING:

| | | | | | | | |
|----------------|-----|------|-----|-----|----------|---------|----------------|
| Dwayne Funches | F | 6-5 | 230 | Sr. | 7.2 ppg | 4.2 rpg | Chicago, IL |
| Deon Jackson | F | 6-6 | 220 | Sr. | 12.8 ppg | 4.8 rpg | Dayton, OH |
| Chad Kleine | F/C | 6-8 | 225 | Sr. | 8.0 ppg | 4.5 rpg | Fortville, IN |
| Anthony Parker | G | 6-5 | 190 | Jr. | 14.2 ppg | 6.6 rpg | Naperville, IL |
| Billy Wright | G | 5-10 | 175 | Sr. | 7.5 ppg | 5.3 apg | Richmond, IN |

OTHER LETTERMEN RETURNING:

| | | | | | | | |
|-------------------|-----|------|-----|-----|----------|---------|--------------|
| Abebayo Akinkunle | F/C | 6-8 | 205 | So. | 2.0 ppg | 1.3 rpg | Chicago, IL |
| James Baptist | C | 7-1 | 245 | Jr. | 0.1 ppg | 0.2 rpg | Chicago, IL |
| Kerry Burrell | G | 6-3 | 180 | Jr. | 2.5 ppg | 0.6 apg | Chicago, IL |
| Ben Coupet | F/C | 6-11 | 210 | Jr. | 3.1 ppg | 1.9 rpg | Chicago, IL |
| Mbaukwu | | | | | | | |
| Nwaogwugwu | F | 6-4 | 190 | Sr. | 0.6 ppg | 1.4 rpg | Chicago, IL |
| Marcus Samuels | G | 5-11 | 165 | | 0.9 ppg | 0.0 apg | Wheeling, IL |
| Aaron Zobrist | G | 6-1 | 165 | Jr. | 13.0 ppg | 1.7 apg | Metamora, IL |

NEWCOMERS:

| | | | | | |
|----------------|---|-----|-----|-----|----------------|
| Eric Roberson | G | 6-4 | 175 | Fr. | Pittsburgh, PA |
| Gavin Schairer | F | 6-7 | 200 | Fr. | Burlington, IL |



Feb. 15 at Wichita State 7:35
 Feb. 17 at Tulsa 11:05 a.m.
 Feb. 21 Evansville 7:05
 Feb. 24 Illinois State 1:05
 Feb. 26 at Southern Illinois 7:05
 Mar. 2-4 at Diet Pepsi Missouri Valley Conference Tournament

1994-95 RESULTS (20-10)

| | | |
|----|--------------------------|----|
| 69 | Oregon State | 64 |
| 59 | at St. Louis | 66 |
| 64 | at Western Illinois | 58 |
| 80 | DePaul | 68 |
| 79 | Florida Atlantic | 45 |
| 77 | (n)Northeastern | 82 |
| 79 | (n)William & Mary | 68 |
| 63 | at Mississippi | 61 |
| 65 | (n)Northern Iowa | 63 |
| 84 | at Southern Illinois | 68 |
| 78 | Indiana State | 62 |
| 61 | Drake | 54 |
| 62 | at Indiana State | 57 |
| 68 | at Evansville | 67 |
| 71 | Wichita State | 47 |
| 53 | Tulsa | 73 |
| 86 | Illinois State | 83 |
| 47 | at Wichita State | 54 |
| 73 | at Drake | 55 |
| 65 | Southwest Missouri State | 68 |
| 76 | OT Evansville | 70 |
| 59 | at Illinois State | 70 |
| 69 | at Creighton | 59 |
| 94 | Northern Iowa | 69 |
| 85 | Southern Illinois | 68 |
| 68 | at Tulsa | 4 |
| 79 | (n)Evansville | 64 |
| 80 | (n)Tulsa | 89 |
| 86 | 2OT Eastern Michigan | 85 |
| 53 | Canisius | 55 |

CENTRAL FLORIDA

SATURDAY, DEC. 2, ORLANDO, FL THURSDAY, DEC. 21, UNI-DOME

Location: Orlando, FL 32816

Enrollment: 26,500

Nickname: Golden Knights

Colors: Black & Gold

Conference: Trans America (7-9/T5th)

Home Court/Capacity: UCF Arena/5,100

Press Row Phone: 407-823-2477

President: Dr. John C. Hitt

Athletic Director: Steve Sloan

Office Phone: 407-823-5902

Sports Information Director: John Marini

Basketball Contact: Cory Rogers

Office Phone: 407-823-2142

Home Phone: 407-657-5960

FAX: 407-823-5266

Head Coach: Kirk Speraw

Alma Mater/Year: Iowa/1980

Record at CFU/Years: 32-25/2

Career Record/Years: 32-25/2

Basketball Office Phone: 407-823-5805

Best Time to Call: Mornings

Assistant Coaches/Alma Mater/Year:

Tony Seaburg/Florida/1981, Chris Mowry/St. Ambrose/1984

1994-95 Record: 11-16

Series Record: 1st Meeting



Mar. 2 at Trans America Athletic Conference Tournament All Times Central

1994-95 RESULTS (11-16)

| | | |
|-----|--------------------------|-----|
| 76 | at Rollins | 67 |
| 74 | at Eastern Kentucky | 75 |
| 52 | Georgia | 83 |
| 64 | at South Florida | 89 |
| 86 | Winthrop | 80 |
| 60 | at Alabama | 73 |
| 62 | Hartford | 69 |
| 90 | UNLV | 103 |
| 80 | at Stetson | 83 |
| 97 | Florida International | 85 |
| 68 | Florida Atlantic | 62 |
| 68 | at Georgia State | 61 |
| 73 | at Samford | 74 |
| 79 | Mercer | 82 |
| 65 | Stetson | 78 |
| 93 | Georgia State | 77 |
| 70 | at College of Charleston | 82 |
| 61 | at Campbell | 73 |
| 90 | Southeastern Louisiana | 91 |
| 101 | Centenary | 92 |
| 61 | at Florida International | 84 |
| 82 | at Centenary | 77 |
| 82 | Campbell | 62 |
| 66 | College of Charleston | 67 |
| 75 | at Florida Atlantic | 64 |
| 92 | at Mercer | 90 |
| 70 | Southeastern Louisiana | 81 |

1995-96 SCHEDULE

| | | |
|----------|------------------------------|-------|
| Nov. 13 | Red Army Exhibition | 6:30 |
| Nov. 20 | Gainesville AAU | 6:30 |
| Nov. 27 | Palm Beach Atlantic | 6:30 |
| Nov. 29 | at Winthrop | 6:00 |
| Dec. 2 | Northern Iowa | 6:30 |
| Dec. 11 | South Florida | 6:30 |
| Dec. 17 | Eastern Kentucky | 1:00 |
| Dec. 19 | at Georgia | 6:30 |
| Dec. 21 | at Northern Iowa 7:05 | |
| Dec. 28 | (n)/Davidson | 8:30 |
| Dec. 30 | at UNLV | 10:05 |
| Jan. 4 | at Jacksonville State | 7:30 |
| Jan. 6 | at Samford | 7:30 |
| Jan. 11 | Centenary | 6:30 |
| Jan. 13 | Southeastern Louisiana | 6:30 |
| Jan. 15 | North Carolina State | 6:30 |
| Jan. 18 | Mercer | 6:30 |
| Jan. 20 | at Georgia State | 1:00 |
| Jan. 25 | Florida Atlantic | 6:30 |
| Jan. 27 | Florida International | 6:30 |
| Feb. 1 | at College of Charleston | 6:00 |
| Feb. 3 | at Campbell | 1:00 |
| Feb. 5 | at Stetson | 6:30 |
| Feb. 8 | College of Charleston | 6:30 |
| Feb. 10 | Campbell | 6:30 |
| Feb. 17 | Stetson | 6:30 |
| Feb. 22 | at Florida International | 6:30 |
| Feb. 24 | at Florida Atlantic | 6:30 |
| Feb. 29- | | |

STARTERS RETURNING:

| | | | | | | | |
|---------------|---|-----|-----|-----|---------|---------|---------------|
| Howard Porter | F | 6-6 | 215 | Sr. | 8.6 ppg | 6.9 rpg | Bradenton, FL |
|---------------|---|-----|-----|-----|---------|---------|---------------|

OTHER LETTERMEN RETURNING:

| | | | | | | | |
|----------------|---|------|-----|-----|---------|---------|------------------|
| David Anderson | G | 6-1 | 180 | So. | 0.9 ppg | 0.3 apg | Lake Wales, FL |
| Abel Herrera | G | 6-0 | 170 | Sr. | 0.7 ppg | 0.7 apg | Miami, FL |
| Reid Ketteler | F | 6-6 | 220 | Sr. | 2.9 ppg | 1.8 rpg | Leavenworth, KS |
| Tony Marlow | F | 6-7 | 200 | So. | 0.5 ppg | 0.9 rpg | Sneads, FL |
| Chris West | C | 6-10 | 250 | Sr. | 2.1 ppg | 2.4 rpg | Fayetteville, GA |

NEWCOMERS:

| | | | | | | | |
|-----------------|-----|-----|-----|-----|--|--|------------------|
| Stacey Castle | G | 6-1 | 170 | Jr. | | | Far Rockaway, NY |
| Harry Kennedy | G | 6-5 | 200 | Jr. | | | Miami, FL |
| Davin Granberry | F | 6-6 | 200 | Fr. | | | Miami, FL |
| Eric Riggs | G | 6-1 | 195 | Fr. | | | Brownsburg, IN |
| Brad Tice | F/C | 6-9 | 215 | Fr. | | | Appleton, WI |
| Brad Traina | G | 6-5 | 195 | Fr. | | | Lake Mary, FL |

CREIGHTON UNIVERSITY

SATURDAY, FEB. 17, OMAHA, NE WEDNESDAY, FEB. 21, UNI-DOME

Location: Omaha, NE 68178

Enrollment: 6,424

Nickname: Bluejays

Colors: Blue & White

Conference: Missouri Valley (4-14/T9th)

Home Court/Capacity: Omaha Civic Auditorium/9,481

Press Row Phone: 402-444-4705

President: Rev. Michael G. Morrison, S.J.

Athletic Director: Bruce Rasmussen

Office Phone: 402-280-2720

Sports Information Director: Kevin Sarver

Office Phone: 402-280-2488

Home Phone: 402-895-9496

FAX: 402-280-2495

Radio: KKAR (1290 AM)

Head Coach: Dana Altman

Alma Mater/Year: Eastern New Mexico/1980

Record at Creighton/Years: 7-19/1

Career Record/Years: 90-86/6

Basketball Office Phone: 402-280-1795

Best Time to Call: 9-11 a.m.

Assistant Coaches/Alma Mater/Year:

Greg Gensing/Southwest Texas State/1979, Len Gordy/Arizona/1977, Kevin McKenna/Creighton/1993

1994-95 Overall Record: 7-19

Series Record: UNI leads 5-4

First Meeting: 1917-18, CU 35-15

Last Meeting: 1994-95, UNI 65-50

1995-96 SCHEDULE

| | | |
|------------|-------------------------------------|--|
| Nov. 25 | at Southern Methodist | |
| Dec. 6 | Nebraska 7:05 | |
| Dec. 9 | Oral Roberts 7:05 | |
| Dec. 16 | Morgan State 7:05 | |
| Dec. 19-20 | at Hawaii-Nike Festival | |
| Dec. 28 | at Missouri-Kansas City 7:30 | |
| Dec. 30 | at Evansville 3:05 | |
| Jan. 3 | Bradley 7:05 | |
| Jan. 6 | Wichita State 11:05 a.m. | |
| Jan. 8 | at Drake 7:05 | |
| Jan. 10 | at Bradley 7:05 | |
| Jan. 13 | at California State-Sacramento 9:00 | |
| Jan. 17 | Tulsa 7:05 | |
| Jan. 20 | Indiana State 7:05 | |
| Jan. 24 | at Tulsa 7:05 | |
| Jan. 27 | Southwest Missouri State 7:05 | |
| Jan. 29 | Southern Illinois 7:05 | |
| Feb. 3 | at Wichita State 7:30 | |
| Feb. 5 | Illinois State 7:05 | |
| Feb. 8 | at Southern Illinois 7:05 | |
| Feb. 10 | at Indiana State 6:00 | |
| Feb. 14 | Marquette 7:05 | |
| Feb. 17 | Northern Iowa 7:05 | |

STARTERS RETURNING:

| | | | | | | | |
|------------------|---|------|-----|-----|----------|---------|-----------------|
| Tad Ackerman | G | 6-3 | 195 | Sr. | 13.0 ppg | 1.2 apg | Mt. Carmel, IL |
| Randall Crutcher | F | 6-7 | 225 | Jr. | 9.9 ppg | 6.6 rpg | Bolingbrook, IL |
| Marcus Lockett | G | 5-11 | 160 | Sr. | 7.2 ppg | 3.3 apg | Tuscaloosa, AL |
| Troy Wharton | G | 5-11 | 160 | Jr. | 9.3 ppg | 2.3 apg | New Orleans, LA |

OTHER LETTERMEN RETURNING:

| | | | | | | | |
|----------------|---|-----|-----|-----|---------|---------|---------------|
| Adam Reid | F | 6-8 | 202 | So. | 2.6 ppg | 1.7 rpg | Solon, IA |
| Joel Templeman | F | 6-9 | 200 | So. | 2.0 ppg | 2.9 rpg | Urbandale, IA |

NEWCOMERS:

| | | | | | | | |
|--------------------|---|-----|-----|-----|--|--|--|
| Rodney Buford | F | 6-5 | 190 | Fr. | | | Milwaukee, WI (Vincent) |
| Chris Chestnut | G | 6-2 | 180 | Fr. | | | Kansas City, KS (Washington) |
| Chuckie Johnson | F | 6-6 | 220 | Jr. | | | St. Louis, MO (Sumner/State Fair CC) |
| Carteze Loudermilk | F | 6-6 | 200 | Jr. | | | Wichita, KS (Southeast/Cowley County CC) |
| Kevin Mungin | F | 6-7 | 195 | Fr. | | | Papillion, NE (Papillion-LaVista) |
| Edward St. Fleur | G | 6-0 | 165 | Jr. | | | Decatur, GA (Southeast DeKalb/Connors State) |
| Lamont Scott | F | 6-6 | 207 | Fr. | | | Chicago, IL (Gordon Tech) |



Feb. 21 at **Northern Iowa 7:05**
Feb. 24 at Southwest Missouri State 7:05
Feb. 26 Drake 7:05
Mar. 2-4 at Diet Pepsi Missouri Valley Conference Tournament

1994-95 RESULTS (7-19)

| | | |
|----|-------------------------|----|
| 68 | at Oral Roberts | 61 |
| 70 | Southern Methodist | 77 |
| 57 | at Nebraska | 85 |
| 56 | at St. Louis | 83 |
| 75 | Missouri-Kansas City | 61 |
| 76 | Bethune-Cookman | 74 |
| 50 | at Marquette | 82 |
| 65 | at Tulsa | 80 |
| 70 | at Indiana State | 63 |
| 64 | at Illinois State | 84 |
| 64 | Northern Iowa | 59 |
| 65 | Illinois State | 68 |
| 52 | Iowa State | 70 |
| 58 | Southern Methodist | 56 |
| 63 | at Drake | 79 |
| 54 | Tulsa | 67 |
| 74 | Drake | 78 |
| 54 | at Evansville | 85 |
| 62 | Indiana State | 72 |
| 48 | at Southern Illinois | 69 |
| 50 | at Northern Iowa | 65 |
| 59 | Bradley | 69 |
| 59 | Evansville | 69 |
| 50 | at Wichita State | 47 |
| 52 | at Southern Methodist | 56 |
| 73 | Southern Illinois | 86 |

DRAKE UNIVERSITY

SUNDAY, JAN. 21, UNI-DOME SATURDAY, FEB. 24, DES MOINES, IA

Location: Des Moines, IA 50311
Enrollment: 4,000
Nickname: Bulldogs
Colors: Blue & White
Conference: Missouri Valley (9-9/6th)
Home Court/Capacity: Knapp Center/7,002

President: Dr. Michael Ferrari
Athletic Director: Lynn King
Office Phone: 515-271-2889
Sports Information Director: Mike Mahon
Office Phone: 515-271-3012
Home Phone: 515-223-4812

FAX: 515-271-3015

Radio: KDMI

Head Coach: Rudy Washington

Alma Mater/Year: Redlands/1983

Record at Drake/Years: 51-87/5

Career Record/Years: 51-87/5

Basketball Office Phone: 515-271-3894

Best Time to Call: Mornings

Assistant Coaches/Alma Mater/Year:

Denny Downing/Northwestern Oklahoma

State/1987, Charles Ramsey/Eastern

Michigan/1991, Thom McDonald/Iowa

State/1988

1994-95 Overall Record: 12-15

Series Record: Drake leads 12-11

First Meeting: 1907-08, UNI 53-27

Last Meeting: 1994-95, DU 82-71

1995-96 SCHEDULE

| | |
|---------|-------------------------------|
| Nov. 14 | Ex-Republic of Georgia 7:05 |
| Nov. 24 | Liberty 7:05 |
| Nov. 28 | at Iowa 7:05 |
| Dec. 2 | at Loyola-Chicago 4:05 |
| Dec. 4 | at Utah 8:35 |
| Dec. 6 | Iowa State 7:05 |
| Dec. 9 | Samford 7:05 |
| Dec. 16 | Baylor 7:05 |
| Dec. 30 | at Texas-San Antonio 7:30 |
| Jan. 4 | Wichita State 7:05 |
| Jan. 8 | Creighton 7:05 |
| Jan. 11 | at Tulsa 7:05 |
| Jan. 13 | at Wichita State 7:30 |
| Jan. 16 | Indiana State 7:05 |
| Jan. 18 | Southern Illinois 7:05 |
| Jan. 21 | at Northern Iowa 8:05 |
| Jan. 25 | at Illinois State 7:05 |
| Jan. 27 | Tulsa 7:05 |
| Jan. 31 | at Bradley 7:05 |
| Feb. 3 | Evansville 7:05 |
| Feb. 8 | at Indiana State 6:00 |
| Feb. 10 | at Evansville 11:05 a.m. |
| Feb. 14 | Illinois State 7:05 |
| Feb. 17 | at Southern Illinois 7:05 |
| Feb. 19 | Southwest Missouri State 7:05 |
| Feb. 24 | Northern Iowa 7:05 |
| Feb. 26 | at Creighton 7:05 |

STARTERS RETURNING:

| | | | | | | | |
|-----------------|---|-----|-----|-----|----------|---------|--------------|
| Kevin Bennett | F | 6-4 | 190 | Sr. | 10.4 ppg | 5.9 rpg | Houston, TX |
| Lynnrick Rogers | G | 6-1 | 164 | Jr. | 18.1 ppg | 1.9 apg | Dawson, GA |
| B.J. Windhorst | F | 6-4 | 190 | Sr. | 15.3 ppg | 3.7 rpg | Clarinda, IA |

OTHER LETTERMEN RETURNING:

| | | | | | | | |
|-----------------|---|-----|-----|-----|---------|---------|-----------------|
| Shawn Caracoza | G | 6-0 | 174 | Jr. | 1.7 ppg | 0.4 apg | Lakewood, CA |
| Dan Knuckey | G | 6-1 | 195 | Sr. | 3.1 ppg | 2.8 apg | Rock Island, IL |
| Ken Maxey | C | 6-7 | 214 | Sr. | 5.3 ppg | 5.0 rpg | Bellflower, CA |
| Bruce Overton | F | 6-8 | 217 | Sr. | 2.4 ppg | 3.0 rpg | Indianola, IA |
| Andy Pawlowski | C | 6-8 | 244 | So. | 0.5 ppg | 1.5 rpg | Springfield, MO |
| Rudy Washington | G | 6-3 | 208 | Sr. | 4.0 ppg | 0.1 apg | Los Angeles, CA |

NEWCOMERS:

| | | | | | |
|-------------------|---|------|-----|-----|---|
| Tyrone Hicks | F | 6-6 | 215 | Jr. | Belleville, MI (Central Michigan) |
| Keith Miller | G | 5-11 | 160 | Fr. | Toledo, OH (Scott) |
| Kory Petzenhauser | G | 6-4 | 175 | Fr. | Lake City, IA (Lake City/Southern Cal) |
| Rashaad Thomas | F | 6-6 | 220 | So. | Las Vegas, NV (Northland Pioneer College) |



Mar. 2-4 at Diet Pepsi Missouri Valley Conference Tournament

1994-95 RESULTS (12-15)

| | | |
|-----|-----------------------------|-----|
| 68 | Iowa | 103 |
| 68 | at Toledo | 86 |
| 69 | at Iowa State | 94 |
| 105 | Texas-San Antonio | 99 |
| 76 | Tulsa | 93 |
| 60 | Loyola-Chicago | 72 |
| 99 | San Diego | 98 |
| 72 | at Tulane | 86 |
| 85 | Houston | 65 |
| 78 | at Northern Iowa | 67 |
| 54 | at Bradley | 61 |
| 69 | Wichita State | 46 |
| 66 | at Southwest Missouri State | 80 |
| 79 | Creighton | 63 |
| 68 | at Southern Illinois | 89 |
| 83 | at Indiana State | 77 |
| 55 | Bradley | 73 |
| 78 | at Creighton | 74 |
| 74 | Southern Illinois | 79 |
| 60 | at Tulsa | 53 |
| 60 | at Wichita State | 62 |
| 82 | Illinois State | 8 |
| 76 | Southwest Missouri State | 75 |
| 72 | Evansville | 86 |
| 82 | Northern Iowa | 71 |
| 64 | at Illinois State | 66 |
| 65 | (n)Southern Illinois | 85 |

EVANSVILLE

MONDAY, JAN. 15, EVANSVILLE, IN MONDAY, FEB. 5, UNI-DOME

Location: Evansville, IN 47722
Enrollment: 2,600
Nickname: Aces
Colors: Purple & White
Conference: Missouri Valley (11-7/5th)
Home Court/Capacity: Roberts Stadium/12,300

Press Row Phone: 812-477-7520

President: Dr. James Vinson

Athletic Director: James Byers

Office: 812-479-2769

Sports Information Director: Bob Boxell

Office: 812-479-2350

Home: 812-925-7592

FAX: 812-479-2199

Radio: WBKR

Head Coach: Jim Crews

Alma Mater/Year: Indiana/1976

Record at UE/Years: 187-107/10

Career Record/Years: 187-107/10

Basketball Office Phone: 812-479-2762

Best Time to Call: Mornings

Assistant Coaches/Alma Mater/Year:

Steve Bennett/Eastern Illinois/1976, Kirk

Sarff/Millikin/1984, Marty

Simmons/Evansville/1987

1994-95 Overall Record: 18-9

Series Record: UE leads 4-0

First Meeting: 1963-64, UE 82-67

Last Meeting: 1994-95, UE 73-50

1995-96 SCHEDULE

| | |
|---------|----------------------------------|
| Nov. 13 | Exhibition 7:35 |
| Nov. 18 | Converse All-Stars 7:35 |
| Nov. 28 | Chicago State 7:35 |
| Dec. 2 | Western Michigan 7:35 |
| Dec. 6 | at Michigan State 6:35 |
| Dec. 9 | at Wichita State 7:35 |
| Dec. 16 | North Texas 3:05 |
| Dec. 20 | Indiana 7:35 |
| Dec. 23 | at Kent State 1:05 |
| Dec. 30 | Creighton 3:05 |
| Jan. 2 | Florida International 7:35 |
| Jan. 6 | Tulsa 7:35 |
| Jan. 13 | at Indiana State 6:00 |
| Jan. 15 | Northern Iowa 7:35 |
| Jan. 17 | at Southwest Missouri State 7:05 |
| Jan. 20 | at Vanderbilt TBA |
| Jan. 23 | Bradley 7:35 |
| Jan. 27 | at Southern Illinois 11:05 a.m. |
| Jan. 30 | Illinois State 7:35 |
| Feb. 3 | at Drake 7:05 |
| Feb. 5 | at Northern Iowa 7:05 |
| Feb. 10 | Drake 11:05 a.m. |
| Feb. 12 | at Tulsa 7:05 |
| Feb. 14 | Indiana State 7:35 |
| Feb. 18 | at Illinois State 8:05 |
| Feb. 21 | at Bradley 7:05 |
| Feb. 24 | Southern Illinois 7:35 |
| Feb. 26 | Southwest Missouri State 7:35 |

STARTERS RETURNING:

| | | | | | | | |
|---------------|---|-----|-----|-----|---------|---------|----------------|
| Brian Jackson | G | 6-1 | 195 | Sr. | 8.9 ppg | 2.3 ppg | Wichita, KS |
| Chris Quinn | F | 6-5 | 210 | Jr. | 9.6 ppg | 4.4 rpg | South Bend, IN |
| Scott Sparks | C | 7-0 | 220 | Sr. | 8.4 ppg | 3.6 rpg | Vincennes, IN |

OTHER LETTERMEN RETURNING:

| | | | | | | | |
|---------------|-----|-----|-----|-----|---------|---------|------------------|
| Jeff Layden | F/C | 6-9 | 220 | Jr. | 3.3 ppg | 3.0 rpg | Indianapolis, IN |
| Darick Loving | G | 6-3 | 190 | So. | 5.5 ppg | 0.7 apg | Streamwood, IL |

NEWCOMERS:

| | | | | | |
|-------------------|-----|------|-----|-----|------------------------------------|
| Curt Begle | F | 6-8 | 220 | Fr. | Ferdinand, IN (Forest Park) |
| Justin Farley | G/F | 6-6 | 195 | Fr. | Indianapolis, IN (Brebeuf) |
| Chris Hollender | F | 6-6 | 225 | So. | Mattoon, IL (Lake Land College) |
| Emi Morales | F | 6-8 | 225 | Fr. | Tomelloso, Spain (South Spencer) |
| Kareem Richardson | G | 5-11 | 185 | Jr. | Rantoul, IL (East Carolina) |
| Stuart Sullivan | G | 6-1 | 175 | Jr. | Sonora, KY (St. Catharine College) |
| Marcus Wilson | G | 6-2 | 175 | Fr. | South Bend, IN (Riley) |



Mar. 2-4 at Missouri Valley Conference Tournament

1994-95 RESULTS (18-9)

| | | |
|-----|-----------------------------|----|
| 63 | at Western Michigan | 51 |
| 63 | (n)Indiana | 84 |
| 78 | Illinois State | 51 |
| 110 | South Alabama | 64 |
| 97 | Campbell | 45 |
| 61 | at Wichita State | 63 |
| 95 | at South Alabama | 68 |
| 83 | Tennessee-Martin | 41 |
| 93 | New Hampshire | 60 |
| 77 | Southwest Missouri State | 63 |
| 79 | at Indiana State | 66 |
| 66 | OTat Tulsa | 72 |
| 67 | Bradley | 68 |
| 73 | Northern Iowa | 50 |
| 71 | Southern Illinois | 70 |
| 89 | Indiana State | 64 |
| 66 | at Southwest Missouri State | 57 |
| 85 | Creighton | 54 |
| 70 | OTat Bradley | 76 |
| 72 | at Illinois State | 73 |
| 54 | Tulsa | 64 |
| 97 | Bethune-Cookman | 62 |
| 69 | at Creighton | 59 |
| 86 | at Drake | 72 |
| 69 | at Southern Illinois | 70 |
| 81 | Wichita State | 73 |
| 64 | (n)Bradley | 79 |

ILLINOIS STATE

THURSDAY, FEBRUARY 8, AT NORMAL, IL

Location: Normal, IL 61790
Enrollment: 19,100
Nickname: Redbirds
Colors: Red & White
Conference: Missouri Valley (13-5/T2nd)
Home Court/Capacity: Redbird Arena/10,600
Press Row Phone: 309-438-5950/8217
President: Dr. Thomas P. Wallace
Athletic Director: Rick Greenspan
Office Phone: 309-438-3636
Sports Information Director: Kenny Mossman
Office Phone: 309-438-3825
Home Phone: 309-888-4023



FAX: 309-438-5634
Radio: WJBC
Head Coach: Kevin Stallings
Alma Mater/Year: Purdue/1982
Record at Illinois State/Years: 36-24/2
Career Record/Years: 36-24/2
Basketball Office Phone: 309-438-8681
Best Time to Call: Weekday mornings
Assistant Coaches/Alma Mater/Year:
 Tom Richardson/St. Xavier/1977, Jeff Wulbrun/Cal State-Fullerton/1983, King Rice/North Carolina/1992

1994-95 Overall Record: 20-13
Series Record: Illinois State leads 19-4
First Meeting: 1959-60, ISU 87-74
Last Meeting: 1994-95, ISU 91-76

1995-96 SCHEDULE

Nov. 24-26 at San Juan Shootout
 Dec. 2 Duquesne 7:05
 Dec. 6 at Ohio 6 p.m.
 Dec. 9 Fairleigh-Dickinson 7:05
 Dec. 18 Santa Clara 7:05
 Dec. 21 at North Carolina-Wilmington 6:30
 Dec. 23 at Virginia Commonwealth TBA
 Dec. 30 East Carolina 7:05
 Jan. 3 Indiana State 7:05
 Jan. 6 at Southern Illinois TBA
 Jan. 11 Southwest Missouri State 7:05
 Jan. 14 at Tulsa 8:05
 Jan. 16 at Wichita State TBA
 Jan. 20 Bradley 8:05
 Jan. 22 at Southwest Missouri State 7:05
 Jan. 25 Drake 7:05
 Jan. 27 Wichita State 7:05
 Jan. 30 at Evansville 7:35
 Feb. 2 at Cincinnati 11:00
 Feb. 5 at Creighton 7:05
 Feb. 8 **Northern Iowa 7:05**
 Feb. 11 Southern Illinois 8:05
 Feb. 14 at Drake 7:05
 Feb. 18 Evansville 8:05
 Feb. 21 Tulsa 7:05
 Feb. 24 at Bradley 1:05

STARTERS RETURNING:

| | | | | | | | |
|-----------------|---|-----|-----|-----|----------|---------|------------------|
| Dan Muller | F | 6-6 | 205 | So. | 10.2 ppg | 4.8 rpg | Lafayette, IN |
| Maurice Trotter | G | 6-4 | 185 | Sr. | 11.4 ppg | 0.8 apg | Lawrence, KS |
| Kenny Wright | F | 6-5 | 235 | Sr. | 9.4 ppg | 4.4 rpg | Indianapolis, IN |

OTHER LETTERMEN RETURNING:

| | | | | | | | |
|-----------------|---|------|-----|-----|---------|---------|----------------|
| Antonio Cooper | G | 5-9 | 160 | Sr. | 4.2 ppg | 0.4 apg | Phoenix, IL |
| Marcus Franklin | F | 6-7 | 210 | Jr. | 9.1 ppg | 4.2 rpg | Venice, IL |
| Rob Gibbons | C | 6-10 | 250 | So. | 2.2 ppg | 2.1 rpg | Rockaway, NJ |
| Jamar Smiley | G | 5-11 | 176 | So. | 4.5 ppg | 3.2 apg | Brookville, NY |

NEWCOMERS:

| | | | | | |
|-----------------|---|-----|-----|-----|---|
| Kyle Cartmill | G | 6-0 | 180 | Fr. | Quincy, IL (Quincy) |
| Rico Hill | F | 6-6 | 215 | Fr. | Calumet Park, IL (Chicago Brother Rice) |
| Kenneth Pierson | F | 6-7 | 178 | Fr. | Conroe, TX (Oak Ridge) |
| LeRoy Watkins | C | 6-7 | 272 | So. | Chicago, IL (Corlis) |

Feb. 26 at Indiana State 6:00
 Mar. 2-4 at Diet Pepsi Missouri Valley Conference Tournament

1994-95 RESULTS (20-13)

| | | |
|-----|-----------------------------|----|
| 71 | (n)Iowa State | 88 |
| 80 | at Hawaii-Hilo | 71 |
| 80 | (n)Northern Iowa | 70 |
| 58 | Wisconsin-Green Bay | 64 |
| 71 | North Carolina-Wilmington | 83 |
| 51 | at Evansville | 78 |
| 77 | Virginia Commonwealth | 68 |
| 63 | at Santa Clara | 80 |
| 82 | St. Mary's | 72 |
| 86 | Northwestern | 68 |
| 62 | at DePaul | 82 |
| 84 | Creighton | 64 |
| 57 | at East Carolina | 64 |
| 68 | at Creighton | 65 |
| 69 | at Northern Iowa | 78 |
| 95 | Tulsa | 79 |
| 73 | Wichita State | 69 |
| 83 | at Bradley | 86 |
| 94 | at Southern Illinois | 91 |
| 88 | Indiana State | 72 |
| 66 | at Southwest Missouri State | 74 |
| 83 | OTat Wichita State | 82 |
| 73 | Evansville | 72 |
| 70 | Bradley | 59 |
| 78 | at Drake | 82 |
| 104 | 2OT Southern Illinois | 98 |
| 91 | Northern Iowa | 76 |
| 72 | at Indiana State | 67 |
| 66 | Drake | 64 |
| 75 | (n)Southwest Missouri State | 72 |

INDIANA STATE

SATURDAY, JAN. 27, TERRE HAUTE, IN SATURDAY, FEB. 3, UNI-DOME

Location: Terre Haute, IN 47809
Enrollment: 11,741
Nickname: Sycamores
Colors: Royal Blue & White
Conference: Missouri Valley (3-15/11th)
Home Court/Capacity: Hulman Center/10,200
Press Row Phone: 812-237-7656
President: Dr. John W. Moore
Athletic Director: Larry Gallo
Office Phone: 812-237-4040
Sports Information Director: Eric Ruden
Office Phone: 812-237-4160
Home Phone: 812-299-0233

Assistant SID: Tom James
FAX: 812-237-4157
Radio: Sycamore Radio Network
Head Coach: Sherman Dillard
Alma Mater/Year: James Madison/1978
Record at Indiana State/Years: 7-19/1
Career Record/Years: 7-19/1
Basketball Office Phone: 812-237-4002
Best Time to Call: Call SID
Assistant Coaches/Alma Mater/Year:
 Doc Conroy/Wheeling Jesuit/1986, Chris Theobald, Southwest State/1986, Eric Dennis/Central Florida/1987

1994-95 Overall Record: 7-19
Series Record: Indiana State leads 5-3
First Meeting: 1991-92, ISU 65-54
Last Meeting: 1994-95, UNI 77-76

1995-96 SCHEDULE

Nov. 8 Pella Windows 6:00
 Nov. 18 Croatia 6:00
 Nov. 25 at Middle Tennessee State 1:00
 Dec. 6 Loyola-Chicago 6:00
 Dec. 9 at Butler 1:00
 Dec. 16 Eastern Illinois 6:00
 Dec. 19 at Mercer 6:30
 Dec. 22 at Georgia Southern 6:30
 Dec. 28 Fairleigh Dickinson 6:00
 Dec. 30 Ball State 6:00
 Jan. 3 at Illinois State 7:05
 Jan. 7 Southwest Missouri State 8:05
 Jan. 10 at Wichita State 7:30
 Jan. 13 Evansville 6:00
 Jan. 16 at Drake 7:05
 Jan. 20 at Creighton 7:05
 Jan. 22 Wichita State 6:00
 Jan. 25 Bradley 6:00
 Jan. 27 **Northern Iowa 6:00**
 Jan. 31 at Southern Illinois 7:05
 Feb. 3 at **Northern Iowa 1:35**
 Feb. 8 Drake 6:00

STARTERS RETURNING:

None

LETTERMEN RETURNING:

| | | | | | | | |
|----------------|---|-----|-----|-----|---------|---------|----------------------|
| Jim Cruse | F | 6-4 | 205 | Jr. | 6.3 ppg | 4.8 rpg | Terre Haute, IN |
| Cory DeGroote | G | 6-5 | 205 | Jr. | 3.9 ppg | 0.6 apg | West Terre Haute, IN |
| Nick Hargrove | G | 6-0 | 165 | Jr. | 6.6 ppg | 3.2 apg | Macon, GA |
| Mike Harris | F | 6-5 | 195 | Sr. | 5.6 ppg | 2.8 rpg | Jeffersonville, IN |
| Derrick Stroud | F | 6-7 | 190 | So. | 1.7 ppg | 2.3 rpg | Griffin, GA |
| Jayson Wells | F | 6-6 | 190 | So. | 4.5 ppg | 1.4 rpg | Cleveland, OH |

NEWCOMERS:

| | | | | | |
|------------------|-----|------|-----|-----|--|
| Marques Buford | G | 6-2 | 190 | Fr. | Chicago, IL (St. Rita) |
| Jason Cooper | G/F | 6-6 | 192 | Fr. | Benton Harbor, MI (Lake Michigan Catholic) |
| Jamiri Francis | G | 5-11 | 160 | Fr. | Washington, DC (Piney Woods (MS)) |
| Lazerick Griffin | F | 6-6 | 225 | Jr. | Eudora, AR (McLennan CC) |
| Jon Luchetti | F | 6-7 | 210 | Fr. | Rockford, IL (Boylan) |
| Carl Reeder | F | 6-6 | 215 | Jr. | Indianapolis, IN (Arlington/Vincennes) |
| Aaron Williams | F | 6-7 | 220 | Jr. | Houston, TX (Temple JC) |



Feb. 10 Creighton 6:00
 Feb. 14 at Evansville 7:35
 Feb. 17 at Southwest Missouri State 7:05
 Feb. 19 at Tulsa 7:05
 Feb. 21 Southern Illinois 6:00
 Feb. 26 Illinois State 6:00
 Mar. 2-4 at Diet Pepsi Missouri Valley Conference Tournament

All Times Central

1994-95 RESULTS (7-19)

| | | |
|-----|-----------------------------|----|
| 106 | Eckerd | 79 |
| 67 | Butler | 84 |
| 70 | Oral Roberts | 64 |
| 74 | Mercer | 81 |
| 64 | at Southwest Missouri State | 86 |
| 94 | Campbell | 72 |
| 60 | at Ball State | 86 |
| 53 | at Wisconsin-Green Bay | 74 |
| 685 | (n)Georgia Southern | 66 |
| 63 | Creighton | 70 |
| 62 | at Bradley | 78 |
| 66 | Evansville | 79 |
| 57 | Bradley | 62 |
| 81 | Northern Iowa | 64 |
| 68 | at Southern Illinois | 83 |
| 64 | at Evansville | 89 |
| 77 | Drake | 83 |
| 72 | at Illinois State | 88 |
| 76 | Southern Illinois | 87 |
| 58 | at Wichita State | 67 |
| 66 | at Tulsa | 79 |
| 67 | Illinois State | 72 |
| 94 | Wichita State | 83 |
| 68 | Southwest Missouri State | 76 |

IOWA

TUESDAY, DECEMBER 5, UNI-DOME

Location: Iowa City, IA 52242
Enrollment: 27,000
Nickname: Hawkeyes
Colors: Old Gold & Black
Conference: Big Ten (9-9/T7th)
Home Court/Capacity: Carver-Hawkeye Arena/15,500

Press Row Phone: 319-335-7284
President: TBA

Athletic Director: Robert Bowlsby
Office Phone: 319-335-9435

Sports Information Director: Phil Haddy
Office Phone: 319-335-9411

Assistant SID/Basketball Contact: Steve Roe
Home Phone: 319-339-0980

FAX: 319-335-9417

Radio: WHO Net, WMT Net, KHAK Net

Head Coach: Tom Davis

Alma Mater/Year: Wisconsin-Platteville/1960

Record at Iowa/Years: 184-100/9

Career Record/Years: 458-250/24

Basketball Office Phone: 319-335-9444

Best Time to Call: Tuesday mornings

Assistant Coaches/Alma Mater/Year:

Gary Close/Arizona State/1978, Rich Walker/Bowling Green State/1971, Frank DiLeo/Lafayette/1975

1994-95 Overall Record: 21-12

Series Record: Iowa leads 23-2

First Meeting: 1907-08, Iowa 33-29

Last Meeting: 1994-95, Iowa 80-48

1995-96 SCHEDULE

Nov. 4 Black & Gold 4:30
 Nov. 12 Soviet Nationals 2:05
 Nov. 15 Marathon Oil 7:05
 Nov. 22-25 at Great Alaska Shootout
 Nov. 28 Drake 7:05
 Dec. 1-2 Hawkeye Invitational
 Dec. 5 at Northern Iowa 7:05
 Dec. 9 at Iowa State
 Dec. 16 Texas Southern 2:05
 Dec. 20 Western Illinois 7:05
 Dec. 23 Morehead State 2:05
 Dec. 28 at Colorado 8:30
 Jan. 3 at Purdue 6:05
 Jan. 6 Minnesota 7:05
 Jan. 10 Ohio State 7:05
 Jan. 13 at Wisconsin 3:35
 Jan. 18 Illinois 6:35
 Jan. 20 at Michigan State 11:00
 Jan. 28 Michigan 12 noon
 Jan. 30 at Indiana 6:35
 Feb. 3 Penn State 2:05
 Feb. 7 at Northwestern 7:05
 Feb. 11 Indiana 12 noon

RETURNING STARTERS:

| | | | | | | | |
|-----------------|---|-----|-----|-----|----------|---------|------------------|
| Chris Kingsbury | G | 6-5 | 215 | Jr. | 16.8 ppg | 1.7 apg | Hamilton, OH |
| Kenyon Murray | F | 6-5 | 190 | Sr. | 11.5 ppg | 4.2 rpg | Battle Creek, MI |
| Jess Settles | F | 6-7 | 220 | Jr. | 15.6 ppg | 6.2 rpg | Winfield, IA |
| Andre Woolridge | G | 6-1 | 190 | Jr. | 14.0 ppg | 5.8 apg | Omaha, NE |

OTHER LETTERMEN RETURNING:

| | | | | | | | |
|-----------------|-----|------|-----|-----|---------|---------|------------------|
| Ryan Bowen | F | 6-9 | 215 | So. | 4.6 ppg | 4.5 rpg | Ft. Madison, IA |
| Mon'ter Glasper | G | 6-2 | 175 | Sr. | 3.9 ppg | 2.4 apg | Albion, MI |
| Greg Helmers | C | 6-10 | 220 | So. | 2.1 ppg | 2.0 rpg | Palmer, IA |
| Russ Millard | F/C | 6-8 | 240 | Sr. | 5.2 ppg | 3.3 rpg | Cedar Rapids, IA |

NEWCOMERS:

| | | | | | |
|-----------------|---|------|-----|-----|---------------------------|
| Trey Bullet | G | 6-5 | 180 | Fr. | Jackson, MS (St. Andrew) |
| J.R. Koch | F | 6-10 | 210 | Fr. | Morton, IL (Morton) |
| Kent McCausland | G | 6-3 | 180 | Fr. | Waterloo, IA (West) |
| Alvin Fobinson | F | 6-9 | 215 | Fr. | Chicago, IL (Carver) |
| Guy Rucker | C | 6-11 | 235 | Fr. | Westland, MI (John Glenn) |



Feb. 13 at Michigan 6:35
 Feb. 21 Michigan State 7:05
 Feb. 24 at Illinois 1:15
 Feb. 28 Wisconsin 7:05
 Mar. 2 at Ohio State
 Mar. 6 at Minnesota 7:05
 Mar. 9 Purdue 3:05

1994-95 RESULTS (21-12)

| | | |
|-----|------------------------|-----|
| 126 | Morgan State..... | 79 |
| 103 | at Drake..... | 68 |
| 99 | Pepperdine..... | 63 |
| 91 | Ohio University..... | 75 |
| 80 | Northern Iowa..... | 48 |
| 63 | Iowa State..... | 76 |
| 102 | Long Island..... | 72 |
| 85 | Western Carolina..... | 60 |
| 61 | at BYU-Hawaii..... | 57 |
| 81 | (n)Duke..... | 71 |
| 84 | at Hawaii..... | 82 |
| 92 | (n)Arkansas..... | 101 |
| 74 | Indiana..... | 55 |
| 68 | at Michigan State..... | 69 |
| 82 | 20Tat Michigan..... | 83 |
| 83 | Purdue..... | 84 |
| 96 | Wisconsin..... | 84 |
| 81 | at Ohio State..... | 66 |
| 54 | Minnesota..... | 55 |
| 74 | Illinois..... | 79 |
| 64 | at Penn State..... | 74 |
| 116 | Northwestern..... | 77 |
| 97 | OTat Illinois..... | 104 |
| 74 | at Minnesota..... | 70 |
| 85 | Ohio State..... | 66 |
| 84 | at Wisconsin..... | 77 |
| 85 | at Purdue..... | 92 |
| 89 | Michigan..... | 69 |
| 79 | Michigan State..... | 78 |
| 79 | at Indiana..... | 110 |
| 97 | at DePaul..... | 86 |
| 66 | Ohio University..... | 62 |
| 64 | Penn State..... | 67 |

LOYOLA-CHICAGO

MONDAY, DECEMBER 18, UNI-DOME

Location: Chicago, IL 60626
Enrollment: 15,886
Nickname: Ramblers
Colors: Maroon & Gold
Conference: Midwestern Collegiate (2-14/11th)

Home Court/Capacity: Alumni Gym/2,975

Press Row Phone: 312-274-3550

President: Rev. John J. Piderit, S.J.

Athletic Director: Chuck Schwarz

Office Phone: 312-508-2560

Sports Information Director: Ian Solomon

Office Phone: 312-508-2575

Home Phone: 312-508-9548

FAX: 312-508-3884

Head Coach: Ken Burmeister

Alma Mater/Year: St. Mary's-San Antonio/1970

Record at Loyola/Years: 5-22/1

Career Record/Years: 77-66/5

Basketball Office Phone: 312-508-2564

Best Time to Call: Mornings

Assistant Coaches/Alma Mater/Year:

Jay Eck/Xavier/1973, Lynn Mitchem/Butler/1983, David Adelman/Pitt/1994

1994-95 Overall Record: 5-22

Series Record: UNI leads 1-0

Last Meeting: 1994-95, UNI 68-61

1995-96 SCHEDULE

Nov. 8 Exhibition
 Nov. 11 Australia
 Nov. 25 at Kent State
 Nov. 27 Trinity College 7:00
 Dec. 2 Drake
 Dec. 6 at Indiana State 6:00
 Dec. 9 at Eastern Kentucky
 Dec. 18 at Northern Iowa 7:05
 Dec. 21 at Appalachian State
 Dec. 28 Loyola Marymount
 Dec. 30 Northwestern
 Jan. 4 at Northern Illinois 7:05
 Jan. 8 Detroit
 Jan. 11 Wisconsin-Green Bay
 Jan. 15 at Wright State
 Jan. 18 Butler
 Jan. 22 at Illinois at Chicago
 Jan. 25 Wisconsin-Milwaukee
 Jan. 27 at Cleveland State
 Jan. 31 at Butler
 Feb. 3 Northern Illinois
 Feb. 10 Wright State
 Feb. 14 at Wisconsin-Green Bay
 Feb. 17 Cleveland State
 Feb. 19 Illinois at Chicago
 Feb. 24 at Detroit
 Feb. 26 at Wisconsin-Milwaukee 7:30

STARTERS RETURNING:

| | | | | | | | |
|---------------|-----|------|-----|-----|----------|---------|--------------------|
| Joe Estes | G/F | 6-6 | 205 | Sr. | 10.0 ppg | 4.9 rpg | Jeffersonville, IN |
| Theodis Owens | G | 5-11 | 180 | Sr. | 12.7 ppg | 3.8 apg | Chicago, IL |
| Charles Smith | G | 6-4 | 185 | So. | 8.2 ppg | 1.5 apg | Chicago, IL |

OTHER LETTERMEN RETURNING:

| | | | | | | | |
|--------------|---|-----|-----|-----|--------------------|--------------|------------------|
| Matt Hawes | F | 6-5 | 230 | Jr. | Redshirted 1994-95 | Matteson, IL | |
| Matt Jung | G | 6-2 | 185 | Jr. | 3.1 ppg | 0.9 apg | Grand Rapids, MI |
| Monce Nelson | G | 6-3 | 180 | Jr. | 0.5 ppg | 0.3 apg | Marion, IL |

NEWCOMERS:

| | | | | | |
|---------------|---|------|-----|-----|--|
| Yann Barbic | G | 6-4 | 190 | Jr. | Pernier, France (Georgia Tech) |
| Donyale Bush | F | 6-7 | 235 | So. | Chicago, IL (Logan JC) |
| Javan Goodman | G | 6-7 | 215 | Fr. | Racine, WI (Lutheran) |
| Drew Petersen | F | 6-8 | 210 | So. | Missouri Valley, IA (Southwestern Iowa CC) |
| Jafa Richards | C | 6-10 | 225 | Jr. | Virgin Islands (Pensacola JC) |



NEBRASKA

SATURDAY, DECEMBER 16, LINCOLN, NE

Location: Lincoln, NE 68588-0123
Enrollment: 24,000
Nickname: Cornhuskers
Colors: Scarlet & Cream
Conference: Big Eight (4-10/7th)
Home Court/Capacity: Bob Devaney Sports Center/14,302
Chancellor: TBA
Athletic Director: Bill Byrne
Office Phone: 402-472-3011
Sports Information Director: Chris Anderson
Office Phone: 402-472-2263
Associate SID/Basketball Contact: Nick Joos

Home Phone: 402-474-1856
FAX: 402-472-2005
Radio: Nebraska Sports Network
Head Coach: Danny Nee
Alma Mater/Year: St. Mary of the Plains/1971
Record at Nebraska/Years: 164-117/9
Career Record/Years: 271-184/15
Basketball Office Phone: 402-472-2265
Best Time to Call: Mornings
Assistant Coaches/Alma Mater/Year: Jimmy Williams/Ashland/1969, Scott Howard/Iowa State/1983
1994-95 Overall Record: 18-14
Series Record: UN leads 12-0
First Meeting: 1948-49, UN 63-52
Last Meeting: 1994-95, UN 95-88 OT

1995-96 SCHEDULE

Nov. 8 Mexican All-Stars 7:05
 Nov. 16 Team Pella 7:05
 Nov. 25-27 at Big Island Invitational
 Dec. 1-2 Ameritas Classic
 Dec. 6 at Creighton 7:05
 Dec. 9 at Minnesota
 Dec. 16 Northern Iowa 7:05
 Dec. 18 Northeastern Illinois 7:05
 Dec. 21 Delaware State 7:05
 Dec. 29-30 at Far West Classic
 Jan. 3 Texas 7:05
 Jan. 6 Long Beach State 1:05
 Jan. 10 Colorado 7:05
 Jan. 13 at Oklahoma
 Jan. 17 Missouri-Kansas City 7:05
 Jan. 20 at Oklahoma State
 Jan. 24 Missouri 7:05
 Jan. 28 Kansas
 Jan. 31 at Kansas State 7:05
 Feb. 3 Iowa State
 Feb. 7 at Missouri

STARTERS RETURNING:

| | | | | | | | |
|------------------|---|------|-----|-----|----------|---------|--------------------|
| Terrance Badgett | F | 6-6 | 224 | Sr. | 8.1 ppg | 5.3 rpg | Omaha, NE |
| Jaron Boone | G | 6-6 | 200 | Sr. | 17.5 ppg | 3.6 apg | Salt Lake City, UT |
| Mikki Moore | C | 6-11 | 208 | Jr. | 8.0 ppg | 6.2 rpg | Gaffney, SC |
| Erick Strickland | G | 6-3 | 213 | Sr. | 16.3 ppg | 4.3 apg | Bellevue, NE |

OTHER LETTERMEN RETURNING:

| | | | | | | | |
|----------------|---|------|-----|-----|---------|---------|-------------------|
| Jason Glock | G | 6-5 | 202 | Sr. | 5.1 ppg | 1.4 apg | Wahoo, NE |
| Chris Saltee | C | 6-10 | 230 | Sr. | 5.8 ppg | 4.7 rpg | Scottsdale, AZ |
| Lee Steinbrook | G | 6-4 | 177 | Sr. | 1.7 ppg | 0.5 apg | Columbus, NE |
| Chester Surles | G | 6-7 | 212 | So. | 3.2 ppg | 0.5 apg | Saginaw, MI |
| Tom Wald | G | 6-0 | 181 | Sr. | 8.4 ppg | 4.0 apg | Brooklyn Park, MN |

NEWCOMERS:

| | | | | | |
|-----------------|---|------|-----|-----|---|
| Bernard Garner | F | 6-7 | 225 | Jr. | Many, LA (Western Nebraska CC) |
| Venson Hamilton | C | 6-9 | 225 | Fr. | Forest City, NC (Oak Hill (VA) Academy) |
| Chad Ideus | F | 6-7 | 203 | Fr. | Adams, NE (Adams) |
| Tyronn Lue | G | 6-0 | 170 | Fr. | Raytown, MO (Raytown) |
| Andy Markowski | F | 6-8 | 190 | Fr. | Ord, NE (Ord) |
| Leif Nelson | C | 6-11 | 272 | Fr. | Riverside, CA (Arlington) |



Feb. 10 at Iowa State
 Feb. 17 Oklahoma State
 Feb. 19 at Kansas 8:30
 Feb. 24 Oklahoma
 Feb. 28 at Colorado
 Mar. 3 Kansas State
 Mar. 8-10 Phillips 66 Big Eight Tournament

1994-95 RESULTS (18-14)

| | | |
|-----|--------------------------|-----|
| 99 | (n)Northeast Louisiana | 77 |
| 81 | (n)Virginia Tech | 87 |
| 74 | (n)College of Charleston | 72 |
| 96 | Morehead State | 55 |
| 98 | Idaho State | 72 |
| 85 | Creighton | 57 |
| 96 | OT Michigan State | 91 |
| 69 | Western Illinois | 62 |
| 101 | Northeastern Illinois | 60 |
| 95 | OT(n)Northern Iowa | 88 |
| 94 | Delaware State | 52 |
| 108 | Appalachian State | 71 |
| 74 | at Texas | 102 |
| 74 | Missouri | 82 |
| 82 | at Long Beach State | 71 |
| 78 | Kansas State | 56 |
| 63 | at Missouri-Kansas City | 60 |
| 67 | at Kansas | 84 |
| 72 | at Oklahoma | 82 |
| 65 | Oklahoma State | 82 |
| 71 | Oklahoma | 59 |
| 100 | at Colorado | 86 |
| 69 | OTat Iowa State | 72 |
| 68 | Kansas | 91 |
| 53 | at Oklahoma State | 93 |
| 78 | at Missouri | 75 |
| 74 | Colorado | 80 |
| 73 | at Kansas State | 75 |
| 77 | Iowa State | 79 |
| 48 | (n)Oklahoma State | 68 |
| 69 | Georgia | 61 |
| 59 | Penn State | 65 |

SOUTHERN ILLINOIS

MONDAY, JAN. 8, CARBONDALE, IL WEDNESDAY, JAN. 24, UNI-DOME

Location: Carbondale, IL 62901
Enrollment: 23,162
Nickname: Salukis
Colors: Maroon & White
Conference: Missouri Valley (13-5/T2nd)
Home Court/Capacity: SIU Arena/10,000
Press Row Phone: 618-453-3059
President: John Guyon
Athletic Director: Jim Hart
Office Phone: 618-453-7250
Sports Information Director: Fred Huff
Office Phone: 618-453-7235
Home Phone: 618-452-2780

Assistant SID: Gene Green
FAX: 618-453-2648
Radio: WCIL
Head Coach: Rich Herrin
Alma Mater/Year: McKendree/1956
Record at SIU/Years: 187-123/10
Career Record/Years: 187-123/10
Basketball Office Phone: 618-453-4667
Best Time to Call: 9:30-10:30 a.m. weekdays

Assistant Coaches/Alma Mater/Year: Tommy Deffenbaugh/Drury College/1985, Rodney Watson/Eastern Illinois/1982, Ron Herrin/McKendree/1952

1994-95 Overall Record: 23-9

Series Record: SIU leads 11-2

First Game: 1964-65, SIU 67-48

Last Game: 1994-95, SIU 66-65

1995-96 SCHEDULE

Nov. 10 Exhibition 7:05
 Nov. 27 Athletes in Action 7:05
 Nov. 29 at Northern Illinois 7:05
 Dec. 2 at Old Dominion 6:35
 Dec. 9 Florida Atlantic 2:05
 Dec. 14 Southeast Missouri State 7:05
 Dec. 16 at St. Louis University 1:05
 Dec. 18 North Carolina-Charlotte 7:05
 Dec. 20 Austin Peay State 7:05
 Dec. 28-30 at Hawaii-Hilo Holiday Shootout
 Jan. 6 Illinois State 7:05
 Jan. 8 Northern Iowa 7:05
 Jan. 11 at Utah State 11:05 a.m.
 Jan. 15 at Bradley 7:05
 Jan. 18 at Drake 7:05
 Jan. 20 Wichita State 7:05
 Jan. 24 at Northern Iowa 7:05
 Jan. 27 Evansville 11:05 a.m.
 Jan. 29 at Creighton 7:05
 Jan. 31 Indiana State 7:05
 Feb. 3 at Southwest Missouri State 11:05 a.m.
 Feb. 5 at Wichita State 7:35
 Feb. 8 Creighton 7:05

STARTERS RETURNING:

| | | | | | | | |
|---------------|---|-----|-----|-----|---------|---------|-------------------|
| Shane Hawkins | G | 6-2 | 180 | So. | 9.3 ppg | 2.3 apg | Pinckneyville, IL |
|---------------|---|-----|-----|-----|---------|---------|-------------------|

OTHER LETTERMEN RETURNING:

| | | | | | | | |
|------------------|---|-----|-----|-----|---------|---------|------------------|
| Scott Burzynski | C | 6-8 | 210 | Sr. | 3.9 ppg | 1.8 rpg | Valier, IL |
| Johnny Dadzie | G | 6-2 | 180 | Sr. | 2.4 ppg | 0.6 apg | Harare, Zimbabwe |
| Michael Darring | G | 6-3 | 185 | Jr. | 1.0 ppg | 0.1 apg | Chicago, IL |
| Brian Laur | G | 6-0 | 170 | Sr. | 2.7 ppg | 0.0 apg | Valier, IL |
| Aminu Timberlake | C | 6-9 | 210 | Sr. | 2.4 ppg | 2.7 rpg | Chicago, IL |
| Jaratio Tucker | G | 6-4 | 185 | Sr. | 4.1 ppg | 1.3 apg | Pine Bluff, AR |
| Jamie Veach | F | 6-7 | 217 | Sr. | 0.8 ppg | 1.3 rpg | Valier, IL |
| Shane Wells | C | 7-0 | 260 | So. | 1.9 ppg | 0.6 rpg | Olney, IL |

NEWCOMERS:

| | | | | | |
|---------------|---|-----|-----|-----|---------------------------|
| DaShonn Ford | G | 5-9 | 170 | Fr. | Jacksonville, AR |
| Troy Hudson | G | 6-1 | 170 | So. | Carbondale, IL (Missouri) |
| James Jackson | F | 6-7 | 200 | Fr. | St. Louis, MO |
| Monte Jenkins | F | 6-5 | 190 | Fr. | Rock Island, IL |
| Reggie Nelson | F | 6-7 | 180 | Fr. | Memphis, TN |
| James Watts | F | 6-8 | 195 | Fr. | Memphis, TN |



Feb. 11 at Illinois State 8:05
 Feb. 14 Tulsa 7:05
 Feb. 17 Drake 7:05
 Feb. 21 at Indiana State 6:00
 Feb. 24 at Evansville 7:35
 Feb. 26 Bradley 7:05
 Mar. 2-4 at Diet Pepsi Missouri Valley Conference Tournament

1994-95 RESULTS (23-9)

| | | |
|-----|-----------------------------|-----|
| 56 | (n)Seton Hall | 69 |
| 74 | (n)St. Bonaventure | 72 |
| 88 | Old Dominion | 74 |
| 65 | St. Louis University | 72 |
| 70 | at North Carolina-Charlotte | 76 |
| 74 | at Southeast Missouri State | 72 |
| 77 | at Austin Peay State | 72 |
| 93 | Oral Roberts | 71 |
| 102 | Missouri-Southern | 47 |
| 82 | at James Madison | 80 |
| 68 | Bradley | 65 |
| 76 | Wichita State | 60 |
| 68 | at Southwest Missouri State | 65 |
| 65 | at Tulsa | 67 |
| 83 | Indiana State | 68 |
| 70 | at Evansville | 71 |
| 89 | Drake | 68 |
| 91 | Illinois State | 94 |
| 72 | Tulsa | 71 |
| 79 | at Drake | 74 |
| 66 | at Northern Iowa | 65 |
| 69 | Creighton | 48 |
| 87 | at Indiana State | 76 |
| 74 | Southwest Missouri State | 67 |
| 98 | 2OTat Illinois State | 104 |
| 68 | at Bradley | 85 |
| 70 | Evansville | 69 |
| 86 | at Creighton | 73 |
| 85 | (n)Drake | 65 |
| 72 | (n)Illinois State | 68 |
| 77 | (n)Tulsa | 62 |
| 92 | (n)Syracuse | 96 |

SOUTHERN UTAH

SUNDAY, NOV. 26, UNI-DOME FRIDAY, JAN. 12, CEDAR CITY, UT

Location: Cedar City, UT 84720
Enrollment: 5,000
Nickname: Thunderbirds
Colors: Scarlet, White & Royal Blue
Conference: American West (6-0/1st)
Home Court/Capacity: Centrum/5,300
Press Row Phone: 801-586-7858
President: Dr. Gerald R. Sherratt
Athletic Director: Jack Bishop
Office Phone: 801-586-1937
Sports Information Director: Brett Jewkes
Office Phone: 801-586-7752
Home Phone: 801-586-2652
Assistant SID: Neil Gardner
FAX: 801-865-8037
Head Coach: Bill Evans
Alma Mater/Year: Southern Utah/1972
Record at SU/Years: 53-37/3
Career Record/Years: 53-37/3
Basketball Office Phone: 801-586-7824
Best Time to Call: 10 a.m.-2 p.m.
Assistant Coaches/Alma Mater/Year:
 Bob Lowe/George Fox/1985, Louis
 Wilson/William Jewell/1988, Kirk
 Crawford/Western State Colorado
1994-95 Overall Record: 17-11
Series Record: 1st Meeting

1995-96 SCHEDULE

Nov. 11 Race Express 8:30
 Nov. 18 Turkey Nationals 8:30,
 Nov. 24 CS-Stanislaus 8:30
 Nov. 26 at Northern Iowa 7:05
 Nov. 28 at Arizona State
 Dec. 2 at Gonzaga
 Dec. 9 Idaho 8:30
 Dec. 12 at Boise State
 Dec. 16 at Montana State
 Dec. 19 Pepperdine 8:30
 Dec. 23 Idaho State 8:30
 Dec. 28 Western Oregon 8:30
 Dec. 30 at New Mexico State
 Jan. 3 at Portland
 Jan. 6 Oral Roberts 8:30
 Jan. 9 Colorado-Colorado Springs 8:30
 Jan. 12 Northern Iowa 8:30
 Jan. 16 at Colorado
 Jan. 20 at Oral Roberts
 Jan. 27 Cal State-Northridge 8:30
 Jan. 30 Weber State 8:30
 Feb. 2 Santa Cruz 8:30
 Feb. 6 at Cal-Irvine
 Feb. 10 Cal Poly-SLO 8:30
 Feb. 14 at Cal State-Northridge

STARTERS RETURNING:

Reggie Ingram G 6-2 180 Sr. 9.7 ppg 2.6 apg Las Vegas, NV

OTHER LETTERMEN RETURNING:

Daryl Christopher G 6-1 180 Sr. 9.5 ppg 2.1 apg Las Vegas, NV
 Jim Crosbie G/F 6-6 200 Sr. 7.9 ppg 3.0 rpg Providence, UT
 David Richards C 6-9 210 So. 1.6 ppg 1.6 rpg Glennies, Australia
 Vic Saunders F 6-5 210 Sr. 4.7 ppg 2.9 rpg Louisville, KY

NEWCOMERS:

Brandon Barney C 6-9 200 Fr. Central Valley, UT (South Sevier)
 Chad Bey C 6-8 220 Fr. Arden Hills, MN (Mounds View)
 Brad Bodily F 6-5 220 Jr. Kaysville, UT (Snow JC)
 Russ Caton F 6-5 205 Jr. Alamosa, CO (Northeastern JC)
 Marcus Covington G 5-10 155 Jr. Richmond, KY (Otero JC)
 Don Faux F 6-8 222 Jr. Centerville, UT (Salt Lake CC)
 Jon Gaines G/F 6-4 210 Jr. Aurora, CO (Otero JC)
 Mike Good F 6-7 215 Jr. Mesa, AZ (Central Arizona JC)
 Jared Hunsaker F 6-7 210 Fr. Orem, UT (Mountain View)
 Brian Schofield G 6-0 165 Jr. Cedar Rapids, IA (Ricks JC)
 Mark Schweigert G 6-3 195 Jr. Anchorage, AK (Dixie JC)



Feb. 17 Cal State-Sacramento 8:30
 Feb. 22 at Cal State-Sacramento
 Feb. 24 at Cal Poly-SLO
 Mar. 1-2 at American West Conference
 Tournament

1994-95 RESULTS (17-11)

84 Humboldt State.....60
 83 Southwest Texas State.....49
 87 Cleveland State.....82
 67 at Brigham Young.....82
 140 (n)South Alabama.....72
 69 at Pepperdine.....84
 63 (n)Utah State.....76
 88 Montana State.....89
 79 Northern Arizona.....65
 85 at Weber State.....94
 73 at Idaho State.....87
 72 at Idaho.....86
 72 Colorado Springs.....58
 76 Montana Tech.....53
 62 at Southwest Texas State.....64
 58 at Wisconsin-Green Bay.....65
 73 at Dayton.....68
 91 Cal Poly-SLO.....62
 65 OTat Cleveland State.....70
 96 Texas Wesleyan.....55
 77 Cal State-Northridge.....53
 93 Cal State-Sacramento.....64
 75 at Cal State-Northridge.....72
 67 at Northern Arizona.....68
 89 at Cal State-Sacramento.....55
 66 at Cal Poly-SLO.....49
 93 Cal Poly-SLO.....63
 83 Cal State-Northridge.....82

SOUTHWEST MISSOURI STATE

WED., JAN. 3, SPRINGFIELD, MO TUE., FEB. 13, UNI-DOME

Location: Springfield, MO 65804-0095
Enrollment: 18,333
Nickname: Bears
Colors: Maroon & White
Conference: Missouri Valley (9-9/26th)
Home Court/Capacity: Hammons
 Student Center/8,858
Press Row Phone: 417-836-4150
President: Dr. John Keiser
Athletic Director: Bill Rowe
Office Phone: 417-836-5244
Sports Information Director: Mark Stillwell
Office Phone: 417-836-5402
Home Phone: 417-862-7962
Associate SID: Jon Ripperger
FAX: 417-836-4868
Radio: KTXR
Head Coach: Steve Alford
Alma Mater/Year: Indiana/1987
Record at SMSU/Years: 0-0
Career Record/Years: 78-29/4
Basketball Office Phone: 417-836-5250
Best Time to Call: 10 a.m.-Noon
Assistant Coaches/Alma Mater/Year:
 Kenny Cox/Manchester/1986, Sam
 Alford/Franklin/1964

1994-95 Overall Record: 16-11
Series Record: Southwest Missouri State
 leads 18-8

First Meeting: 1982-83, SMSU 72-53
Last Meeting: 1994-95, SMSU 80-75

1995-96 SCHEDULE

Nov. 14 Arkansas Express 7:05
 Nov. 18 Zrindevac Croatia 7:05
 Nov. 25 Texas-Pan American 7:05
 Nov. 28 Southwestern Louisiana 7:05
 Dec. 1-2 Pizza Hut Classic
 Dec. 9 at Texas Tech 7:00
 Dec. 16 Northwestern State 7:05
 Dec. 19 Wichita State 7:05
 Dec. 23 at East Carolina 2:00
 Dec. 30 at St. Louis University 1:05
 Jan. 3 Northern Iowa 7:05
 Jan. 7 at Indiana State 8:05
 Jan. 11 at Illinois State 7:05
 Jan. 13 at Bradley 7:05
 Jan. 17 Evansville 7:05
 Jan. 20 Tulsa 1:35
 Jan. 22 Illinois State 7:05
 Jan. 27 at Creighton 7:05
 Jan. 31 at Tulsa 7:05
 Feb. 3 Southern Illinois 11:05 a.m.
 Feb. 7 Bradley 7:05
 Feb. 13 at Northern Iowa 7:05
 Feb. 17 Indiana State 7:05
 Feb. 19 at Drake 7:05
 Feb. 22 at Wichita State 7:30

STARTERS RETURNING:

Ben Kandlbinder G 6-4 180 So. 11.7 ppg 1.5 apg Washington, MO
 Robert Wilkerson F 6-5 190 Sr. 9.4 ppg 4.9 rpg Moss Point, MS

OTHER LETTERMEN RETURNING:

Johnny Epps F 6-8 220 Sr. 7.3 ppg 6.6 rpg Ypsilanti, MI
 Monte Marsh F 6-5 195 Jr. 1.6 ppg 1.3 rpg Springfield, MO

NEWCOMERS:

Ryan Bettenhausen G 6-1 170 Fr. Indianapolis, IN (Lawrence North)
 Coleco Buie F 6-5 210 Jr. Champaign, IL (Centennial)
 Josh Hotz G 6-4 190 Fr. Washington, MO (St. Francis Borgia)
 Jo Jo Dabbs G 6-3 180 Jr. White House, TN (White House/Columbia CC)
 Pete Philo G 6-4 190 Jr. Northville, NY (St. Thomas More/St. Catharine College)
 Ales Kunc F/C 6-10 220 So. Ljubljana, Slovenia (School of Mechanical Engineering)



Feb. 24 Creighton 7:05
 Feb. 26 at Evansville 7:35
 Mar. 2-4 at Diet Pepsi Missouri Valley
 Conference Tournament

1994-95 RESULTS (16-11)

70 at Missouri-Kansas City.....57
 88 Houston.....62
 89 McNeese State.....64
 68 Centenary.....59
 89 Alcorn State.....57
 86 Indiana State.....64
 66 at North Carolina-Wilmington.....56
 51 East Carolina.....38
 63 at Evansville.....77
 45 at Wichita State.....46
 65 Southern Illinois.....8
 80 Drake.....66
 56 at Creighton.....58
 54 at Tulsa.....71
 65 Northern Iowa.....62
 57 Evansville.....66
 74 Illinois State.....66
 68 at Bradley.....65
 57 Wichita State.....54
 80 at Northern Iowa.....75
 59 Tulsa.....69
 67 at Southern Illinois.....74
 75 at Drake.....76
 49 St. Louis University.....62
 56 Creighton.....52
 78 at Indiana State.....68
 72 (n)Illinois State.....75

TULSA

MONDAY, JAN. 29, UNI-DOME MONDAY, FEB. 26, TULSA, OK

Location: Tulsa, OK 74104-3189
Enrollment: 4,600
Nickname: Golden Hurricane
Colors: Old Gold, Royal Blue & Crimson
Conference: Missouri Valley (15-3/1st)
Home Court/Capacity: Tulsa Convention Center Arena/8,659
Press Row Phone: 918-583-9493 or 9494
President: Dr. Robert Donaldson
Athletic Director: Chris Small
Office Phone: 918-631-2357
Sports Information Director: Don Tomkalski
Office Phone: 918-631-2395
Home Phone: 918-250-6803

FAX: 918-631-3913
Radio: KQLL
Head Coach: Steve Robinson
Alma Mater/Year: Radford/1981
Record at Tulsa/Years: 0-0
Career Record/Years: 0-0
Basketball Office Phone: 918-631-3132
Best Time to Call: Contact SID
Assistant Coaches/Alma Mater/Year:
 Coleman Crawford/North Alabama/1975,
 Jim Platt/Concordia College/1973, Matt Wingate/Kansas/1992
1994-95 Overall Record: 24-8
Series Record: TU leads 6-3
First Meeting: 1991-92, UNI 83-68
Last Meeting: 1994-95, UT 90-75

1995-96 SCHEDULE

Nov. 4 Blue-Gold Scrimmage 7:05
 Nov. 11 Exhibition (TBA) 7:05
 Nov. 21 Conoco Oil (Exhib.) 7:05
 Dec. 2 North Carolina A&T 7:05
 Dec. 4 at Western Kentucky 7:00
 Dec. 9 at Temple 1:05
 Dec. 17 Prairie View A&M 3:00
 Dec. 20 New Mexico State 7:05
 Dec. 30 at Oral Roberts 6:30
 Jan. 2 Oklahoma State 7:05
 Jan. 6 at Evansville 7:35
 Jan. 8 Alabama-Birmingham 7:05
 Jan. 11 Drake 7:05
 Jan. 14 Illinois State 8:05
 Jan. 17 at Creighton 7:05
 Jan. 20 at Southwest Missouri State 1:35
 Jan. 24 Creighton 7:05
 Jan. 27 at Drake 7:05
 Jan. 29 at **Northern Iowa 7:05**
 Jan. 31 Southwest Missouri State 7:05
 Feb. 4 at Bradley 8:05
 Feb. 10 at Wichita State 7:30
 Feb. 12 Evansville 7:05
 Feb. 14 at Southern Illinois 7:05
 Feb. 17 Bradley 11:05 a.m.
 Feb. 19 Indiana State 7:05

STARTERS RETURNING:

| | | | | | | | |
|------------------|---|------|-----|-----|----------|---------|-------------|
| Rafael Maldonado | C | 6-11 | 260 | Jr. | 5.4 ppg | 4.2 rpg | Killeen, TX |
| Ray Poindexter | F | 6-11 | 230 | Sr. | 5.5 ppg | 4.9 rpg | Sapulpa, OK |
| Shea Seals | G | 6-5 | 200 | Jr. | 18.8 ppg | 3.9 apg | Tulsa, OK |

OTHER LETTERMEN RETURNING:

| | | | | | | | |
|----------------|-----|------|-----|-----|---------|---------|--------------|
| Dewayne Bonner | F/G | 6-5 | 185 | Sr. | 2.1 ppg | 1.5 rpg | Dallas, TX |
| Jamie Gillin | G | 6-4 | 205 | So. | 2.0 ppg | 0.3 apg | Compton, CA |
| Craig Hernadi | F | 6-7 | 225 | Sr. | 4.7 ppg | 2.7 rpg | Kingwood, TX |
| Cordell Love | G | 6-3 | 180 | Sr. | 8.5 ppg | 1.1 apg | Dallas, TX |
| J.R. Rollo | C | 6-10 | 260 | Sr. | 5.8 ppg | 5.0 rpg | Ballwin, MO |

NEWCOMERS:

| | | | | | |
|----------------|-----|-----|-----|-----|------------------------------------|
| Zac Bennett | F | 6-8 | 220 | Fr. | Tulsa, OK (Union) |
| John Cornwell | F | 6-9 | 210 | Fr. | Bixby, OK (Bixby) |
| Michael Ruffin | V/C | 6-8 | 225 | Fr. | Englewood, CO (Cherry Creek) |
| Rod Thompson | G | 6-2 | 185 | So. | Beggs, OK (Northeast Oklahoma A&M) |
| Jason Williams | G | 6-2 | 180 | Fr. | Houston, TX (Willowridge) |



Feb. 21 at Illinois State 7:05
 Feb. 24 Wichita State 7:05
 Feb. 26 **Northern Iowa 7:05**
 Mar. 2-4 at Diet Pepsi Missouri Valley Conference Tournament

1994-95 RESULTS (24-8)

| | | |
|-----|-----------------------------|----|
| 77 | Texas-San Antonio | 57 |
| 88 | at Oklahoma State | 93 |
| 99 | Oral Roberts | 54 |
| 93 | at Drake | 76 |
| 63 | at Arkansas | 82 |
| 80 | Creighton | 65 |
| 85 | Northern Iowa | 53 |
| 107 | (n)Texas Christian | 95 |
| 61 | (n)Oklahoma | 76 |
| 79 | at Wichita State | 52 |
| 72 | Evansville | 66 |
| 67 | Southern Illinois | 65 |
| 79 | at Illinois State | 95 |
| 73 | at Bradley | 53 |
| 71 | Southwest Missouri State | 54 |
| 67 | at Creighton | 54 |
| 71 | at Southern Illinois | 72 |
| 70 | Western Kentucky | 68 |
| 85 | at New Mexico State | 67 |
| 53 | Drake | 60 |
| 64 | at Evansville | 54 |
| 69 | at Southwest Missouri State | 59 |
| 79 | Indiana State | 66 |
| 67 | Wichita State | 58 |
| 74 | Bradley | 68 |
| 90 | at Northern Iowa | 75 |
| 77 | (n)Wichita State | 63 |
| 89 | (n)Bradley | 80 |
| 62 | (n)Southern Illinois | 77 |
| 68 | (n)Illinois | 62 |
| 64 | (n)Old Dominion | 52 |
| 51 | (n)Massachusetts | 76 |

WICHITA STATE

MONDAY, FEBRUARY 19, UNI-DOME

Location: Wichita, KS 67260-0018
Enrollment: 14,558
Nickname: Shockers
Colors: Yellow & Black
Conference: Missouri Valley (6-12/8th)
Home Court/Capacity: Levitt Arena/10,656
Press Row Phone: 316-689-3299
President: Dr. Eugene Hughes
Athletic Director: Bill Belknap
Office Phone: 316-689-3250
Sports Information Director: Larry Rankin
Office Phone: 316-689-3265
Home Phone: 316-522-5590

FAX: 316-689-3336
Radio: KNSS
Television: KAKE
Head Coach: Scott Thompson
Alma Mater/Year: Iowa/1976
Record at Wichita State: 32-49/3
Career Record/Years: 97-128/8
Basketball Office Phone: 316-689-3252
Best Time to Call: Mornings
Assistant Coaches/Alma Mater/Year:
 John Fitzpatrick/Bowling Green/1980,
 Charlie Sprott/East Central Oklahoma State/1978, Paul Molinari/Villanova/1990

1994-95 Overall Record: 13-14

Series Record: WSU leads 5-4

First Meeting: 1977-78, WSU 71-65

Last Meeting: 1994-95, UNI 59-58

1995-96 SCHEDULE

Nov. 4 Athletes in Action 7:30
 Nov. 14 Exhibition TBA 7:30
 Nov. 24-26 at City Bank/Aloha Airlines Big Island Invitational
 Dec. 2 at Southern Methodist
 Dec. 4 Northern Illinois 7:30
 Dec. 9 Evansville 7:30
 Dec. 16 Mississippi 7:30
 Dec. 19 at Southwest Missouri State 7:05
 Dec. 22 Central Michigan 7:30
 Dec. 28-29 Cessna Classic
 Jan. 2 at Kansas State 7:00
 Jan. 4 at Drake 7:05
 Jan. 6 at Creighton 11:05 a.m.
 Jan. 10 Indiana State 7:30
 Jan. 13 Drake 7:30
 Jan. 16 Illinois State 7:30
 Jan. 20 at Southern Illinois 7:05
 Jan. 22 at Indiana State 6:00
 Jan. 27 at Illinois State 7:05
 Jan. 29 at Bradley 7:05
 Feb. 3 Creighton 7:30
 Feb. 5 Southern Illinois 7:30

STARTERS RETURNING:

| | | | | | | | |
|------------------|---|-----|-----|-----|----------|---------|---------------|
| Jamie Arnold | C | 6-8 | 220 | Jr. | 12.6 ppg | 9.7 rpg | Oak Park, MI |
| Larry Callis | F | 6-7 | 225 | Sr. | 7.7 ppg | 7.1 rpg | Bay City, TX |
| Terrance Flowers | G | 6-0 | 180 | Jr. | 13.1 ppg | 1.6 apg | Chicago, IL |
| Ryan Herts | F | 6-5 | 210 | Sr. | 8.1 ppg | 4.1 rpg | McPherson, KS |

OTHER LETTERMEN RETURNING:

| | | | | | | | |
|---------------|---|------|-----|-----|---------|---------|-------------------|
| Carter Arnett | F | 6-8 | 215 | So. | 2.1 ppg | 1.7 rpg | Olathe, KS |
| Melvin McKey | G | 5-9 | 175 | So. | 1.6 ppg | 0.4 apg | New York City, NY |
| Darin Miller | F | 6-9 | 240 | Jr. | 6-4 ppg | 3.8 rpg | Wellington, KS |
| Matt Schultz | G | 5-9 | 145 | Sr. | 0.6 ppg | 0.4 apg | Whitewater, KS |
| Jerry Stewart | F | 6-11 | 240 | So. | 1.3 ppg | 0.9 rpg | Parsons, KS |

NEWCOMERS:

| | | | | | |
|---------------|---|-----|-----|-----|---------------------------------------|
| Greg Bryant | G | 6-2 | 200 | Fr. | Westchester, IL (St. Joseph) |
| James Bunch | F | 6-8 | 220 | Fr. | Brooklyn Center, MN (Brooklyn Center) |
| Marvin Hill | G | 6-2 | 200 | Fr. | Houston, TX (St. Pius X) |
| John Kleidon | F | 6-6 | 180 | Fr. | Oak Park, IL |
| Chad Williams | F | 6-6 | 200 | Jr. | The Colony, TX (Fordham University) |



Feb. 10 Tulsa 7:30
 Feb. 15 Bradley 7:30
 Feb. 19 at **Northern Iowa 7:05**
 Feb. 22 Southwest Missouri State 7:30
 Feb. 24 at Tulsa 7:05
 Feb. 27 Oral Roberts 7:30
 Mar. 2-4 at Diet Pepsi Missouri Valley Conference Tournament

1994-95 RESULTS (13-14)

| | | |
|----|-----------------------------|----|
| 78 | Southern Methodist | 67 |
| 77 | at Northern Illinois | 79 |
| 89 | Nebraska-Omaha | 66 |
| 71 | at Mississippi | 70 |
| 66 | (n) Northern Iowa | 61 |
| 63 | Evansville | 61 |
| 54 | OT Gonzaga | 53 |
| 64 | OT The Citadel | 62 |
| 75 | Kansas State | 51 |
| 60 | at Southern Illinois | 76 |
| 46 | Southwest Missouri State | 45 |
| 52 | Tulsa | 79 |
| 46 | at Drake | 69 |
| 47 | at Bradley | 71 |
| 69 | at Illinois State | 73 |
| 54 | Bradley | 47 |
| 58 | Northern Iowa | 59 |
| 82 | OT Illinois State | 83 |
| 54 | at Southwest Missouri State | 57 |
| 62 | Drake | 60 |
| 67 | Indiana State | 58 |
| 82 | at Oral Roberts | 62 |
| 58 | at Tulsa | 67 |
| 47 | Creighton | 50 |
| 83 | at Indiana State | 94 |
| 73 | at Evansville | 81 |
| 63 | (n)Tulsa | 77 |

NORTHERN IOWA VS.

UNI Basketball

1995-96 OPPONENTS

Bethune Cookman (1st Meeting)

Bradley (BU leads 7-2)

| | | |
|---------|--------|---|
| 1970-71 | 71-117 | L |
| 1991-92 | 53-70 | L |
| | 52-54 | L |
| 1992-93 | 81-76 | W |
| | 46-72 | L |
| 1993-94 | 92-72 | W |
| | 54-68 | L |
| 1994-95 | 63-84 | L |
| | 69-94 | L |

Central Florida (1st Meeting)

Creighton (UNI leads 5-4)

| | | |
|---------|-------|---|
| 1917-18 | 15-35 | L |
| 1991-92 | 54-57 | L |
| | 76-56 | W |
| 1992-93 | 60-58 | W |
| | 54-59 | L |
| 1993-94 | 64-63 | W |
| | 78-60 | W |
| 1994-95 | 59-64 | L |
| | 65-50 | W |

Drake (DU leads 12-11)

| | | |
|---------|----------|---|
| 1907-08 | 53-27 | W |
| 1913-14 | 12-24 | L |
| | 37-12 | W |
| 1914-15 | 17-21 | L |
| 1945-46 | 33-36 | L |
| 1947-48 | 49-58 | L |
| 1981-82 | 58-62 | L |
| 1982-83 | 65-73 | L |
| 1983-84 | 67-55 | W |
| 1986-87 | 52-86 | L |
| 1987-88 | 77-88 | L |
| 1988-89 | 87-72 | W |
| 1989-90 | 71-63 OT | W |
| 1990-91 | 83-67 | W |
| 1991-92 | 56-51 | W |
| | 96-84 | W |
| 1992-93 | 59-69 | L |
| | 64-62 | W |
| | 59-63 | L |
| 1993-94 | 71-54 | W |
| | 102-79 | W |
| 1994-95 | 67-78 | L |
| | 71-82 | L |

Evansville (UE leads 4-0)

| | | |
|---------|-------|---|
| 1963-64 | 67-82 | L |
| 1985-86 | 65-71 | L |
| 1987-88 | 73-88 | L |
| 1994-95 | 50-73 | L |

Illinois State (ISU leads 19-4)

| | | |
|---------|--------|---|
| 1959-60 | 74-87 | L |
| 1961-62 | 95-76 | W |
| 1975-76 | 66-102 | L |
| 1976-77 | 61-74 | L |
| 1977-78 | 76-82 | L |
| 1979-80 | 56-77 | L |
| 1980-81 | 63-65 | L |
| | 44-64 | L |
| 1981-82 | 39-62 | L |
| 1982-83 | 60-66 | L |
| 1983-84 | 46-67 | L |
| 1991-92 | 66-73 | L |
| | 60-72 | L |
| | 58-70 | L |
| 1992-93 | 49-69 | L |
| | 59-71 | L |
| 1993-94 | 61-74 | L |
| | 82-79 | W |
| | 84-70 | W |
| 1994-95 | 70-80 | L |
| | 78-69 | W |
| | 76-91 | L |

Indiana State (ISU leads 5-3)

| | | |
|---------|-------|---|
| 1991-92 | 54-65 | L |
| | 50-55 | L |
| 1992-93 | 59-69 | L |
| | 59-52 | W |
| 1993-94 | 84-71 | W |
| | 73-82 | L |
| 1994-95 | 64-81 | L |
| | 77-76 | W |

Iowa (UI leads 23-2)

| | | |
|---------|-------|---|
| 1906-07 | 9-51 | L |
| | 25-70 | L |
| 1907-08 | 16-73 | L |
| 1908-09 | 12-42 | L |
| | 9-49 | L |
| 1909-10 | 11-34 | L |
| | 17-43 | L |
| 1911-12 | 8-28 | L |
| | 16-21 | L |
| 1912-13 | 20-24 | L |
| | 21-15 | W |
| 1913-14 | 20-21 | L |
| | 14-27 | L |
| 1914-15 | 16-44 | L |

| | | |
|---------|--------|---|
| 1916-17 | 15-33 | L |
| 1979-80 | 46-78 | L |
| 1980-81 | 52-86 | L |
| 1981-82 | 53-84 | L |
| 1988-89 | 76-95 | L |
| 1989-90 | 77-74 | W |
| 1990-91 | 68-72 | L |
| 1991-92 | 85-108 | L |
| 1992-93 | 44-64 | L |
| 1993-94 | 76-81 | L |
| 1994-95 | 48-80 | L |

Loyola-Chicago (UNI leads 1-0)

| | | |
|---------|-------|---|
| 1994-95 | 68-61 | W |
|---------|-------|---|

Nebraska (UN leads 12-0)

| | | |
|---------|----------|---|
| 1948-49 | 52-63 | L |
| 1949-50 | 54-60 | L |
| 1950-51 | 55-63 | L |
| 1951-52 | 44-60 | L |
| 1960-61 | 68-78 | L |
| 1962-63 | 59-78 | L |
| 1970-71 | 71-95 | L |
| 1973-74 | 55-73 | L |
| 1981-82 | 42-53 | L |
| 1983-84 | 64-90 | L |
| 1993-94 | 63-70 | L |
| 1994-95 | 88-95 OT | L |

Southern Illinois (SIU leads 11-2)

| | | |
|---------|--------|---|
| 1964-65 | 48-67 | L |
| 1965-66 | 43-68 | L |
| 1966-67 | 58-93 | L |
| 1968-69 | 55-73 | L |
| 1970-71 | 81-107 | L |
| 1991-92 | 80-69 | W |
| | 61-70 | L |
| 1992-93 | 69-88 | L |
| | 54-51 | W |
| 1993-94 | 68-89 | L |
| | 94-97 | L |
| | 74-77 | L |
| 1994-95 | 65-66 | L |

Southern Utah (1st Meeting)

Southwest Missouri State

(SMSU leads 18-8)

| | | |
|---------|-----------|---|
| 1982-83 | 53-72 | L |
| | 66-60 | W |
| 1983-84 | 45-62 | L |
| | 59-51 | W |
| 1984-85 | 62-57 | W |
| | 54-62 | L |
| 1985-86 | 65-73 | L |
| | 69-76 | L |
| 1986-87 | 72-80 | L |
| | 52-75 | L |
| 1987-88 | 67-75 | L |
| | 78-93 | L |
| 1988-89 | 78-93 | L |
| | 91-81 | W |
| 1989-90 | 72-82 | L |
| | 86-94 2OT | L |
| | 63-61 | W |
| 1990-91 | 58-67 | L |
| 1991-92 | 48-73 | L |
| | 47-58 | L |
| 1992-93 | 49-72 | L |
| | 54-53 | W |
| 1993-94 | 70-58 | W |
| | 86-76 | W |
| 1994-95 | 62-65 | L |
| | 75-80 | L |

Tulsa (TU leads 6-3)

| | | |
|---------|-------|---|
| 1991-92 | 83-68 | W |
| | 54-70 | L |
| 1992-93 | 75-66 | W |
| | 61-66 | L |
| 1993-94 | 62-75 | L |
| | 63-69 | L |
| | 79-73 | W |
| 1994-95 | 53-85 | L |
| | 75-90 | L |

Wichita State (WSU leads 5-4)

| | | |
|---------|-------|---|
| 1977-78 | 65-71 | L |
| 1991-92 | 60-65 | L |
| | 78-65 | W |
| 1992-93 | 74-72 | W |
| | 47-63 | L |
| 1993-94 | 71-77 | L |
| | 74-58 | W |
| 1994-95 | 61-66 | L |
| | 59-58 | W |

NORTHERN IOWA VS.

ALL OPPONENTS

UNI Basketball

| Opponent | G | W | L | Pct. | First Game | Last Result | UNI | Opp | First Game | Last Result | UNI | Opp | | | |
|-----------------------|----|----|----|-------|------------|-------------|------|-------------------------|------------|-------------|-----|-------|---------|------|------|
| Abilene Christian | 1 | 1 | 0 | 1.000 | 1982-83 | 66 | 56 | Minnesota | 1 | 0 | 1 | .000 | 1989-90 | 78 | 81 |
| Akron | 4 | 3 | 1 | .750 | 1978-79 | 68 | 54 | Minnesota-Duluth | 2 | 2 | 0 | 1.000 | 1971-72 | 88 | 71 |
| Alabama | 1 | 0 | 1 | .000 | 1980-81 | 66 | 93 | Missouri | 4 | 1 | 3 | .250 | 1982-83 | 74 | 71 |
| American (P.R.) | 1 | 0 | 1 | .000 | 1990-91 | 75 | 93 | Missouri-St. Louis | 2 | 2 | 0 | 1.000 | 1977-78 | 79 | 63 |
| Arkansas State | 7 | 3 | 4 | .429 | 1979-80 | 47 | 53 | Missouri-Western | 2 | 2 | 0 | 1.000 | 1980-81 | 99 | 84 |
| Armstrong State | 1 | 0 | 1 | .000 | 1978-79 | 101 | 107 | Montana | 1 | 0 | 1 | .000 | 1968-69 | 75 | 85 |
| Augustana (IL) | 4 | 1 | 3 | .250 | 1976-77 | 54 | 71 | Montana State | 2 | 1 | 1 | .500 | 1945-46 | 80 | 82 |
| Augustana (SD) | 76 | 52 | 24 | .684 | 1942-43 | 104 | 86 | Morningside | 93 | 57 | 36 | .613 | 1920-21 | 69 | 67 |
| Aurora College | 1 | 1 | 0 | 1.000 | 1984-85 | 85 | 52 | Nebraska | 12 | 0 | 12 | .000 | 1948-49 | 88 | 950T |
| Austin Peay | 1 | 1 | 0 | 1.000 | 1983-84 | 86 | 71 | Nebraska-Omaha | 26 | 16 | 10 | .615 | 1934-35 | 61 | 51 |
| Ball State | 1 | 0 | 1 | .000 | 1972-73 | 82 | 89 | Nebraska-Westleyan | 1 | 0 | 1 | .000 | 1961-62 | 77 | 78 |
| Beloit | 2 | 1 | 1 | .500 | 1914-15 | 63 | 48 | Nevada | 2 | 2 | 0 | 1.000 | 1989-90 | 760T | 75 |
| Bemidji State | 5 | 3 | 2 | .600 | 1962-63 | 102 | 64 | New Orleans | 3 | 0 | 3 | .000 | 1979-80 | 81 | 900T |
| Biscayne | 1 | 0 | 1 | .000 | 1978-79 | 72 | 74 | Niagara | 1 | 1 | 0 | 1.000 | 1994-95 | 75 | 72 |
| Bradley | 9 | 2 | 7 | .222 | 1970-71 | 69 | 94 | North Carolina A&T | 1 | 0 | 1 | .000 | 1963-64 | 72 | 91 |
| Brandon | 1 | 1 | 0 | 1.000 | 1984-85 | 70 | 51 | NC-Wilmington | 4 | 0 | 4 | .000 | 1980-81 | 58 | 60 |
| Briar Cliff | 2 | 1 | 1 | .500 | 1973-74 | 65 | 83 | North Central | 2 | 0 | 2 | .000 | 1951-52 | 65 | 83 |
| Bucknell | 1 | 0 | 1 | .000 | 1990-91 | 57 | 71 | North Dakota | 77 | 32 | 45 | .416 | 1935-36 | 66 | 71 |
| Buffalo | 1 | 0 | 1 | 1.000 | 1992-93 | 96 | 66 | North Dakota State | 75 | 46 | 29 | .613 | 1935-36 | 69 | 63 |
| Buena Vista | 5 | 5 | 0 | 1.000 | 1920-21 | 70 | 59 | Northeast Missouri | 7 | 3 | 4 | .429 | 1935-36 | 68 | 77 |
| Cal-Santa Barbara | 1 | 0 | 1 | .000 | 1986-87 | 71 | 85 | Northern Illinois | 19 | 11 | 8 | .579 | 1945-46 | 63 | 760T |
| Cal-State Fullerton | 2 | 1 | 1 | .500 | 1992-93 | 71 | 57 | Northern Michigan | 4 | 1 | 3 | .250 | 1978-79 | 58 | 67 |
| Carleton | 7 | 2 | 5 | .286 | 1931-32 | 62 | 73 | Northern State | 1 | 0 | 1 | .000 | 1972-73 | 67 | 74 |
| Centenary | 1 | 0 | 1 | .000 | 1979-80 | 64 | 65 | Northwest Missouri | 3 | 3 | 0 | 1.000 | 1956-57 | 110 | 82 |
| Central Iowa | 13 | 9 | 4 | .692 | 1914-15 | 65 | 63 | Notre Dame | 2 | 0 | 2 | .000 | 1981-82 | 51 | 75 |
| Central Michigan | 1 | 0 | 1 | .000 | 1984-85 | 50 | 51 | Oklahoma State | 1 | 1 | 0 | 1.000 | 1931-32 | 29 | 27 |
| Central Missouri | 8 | 4 | 4 | .500 | 1967-68 | 91 | 90 | Old Dominion | 1 | 0 | 1 | .000 | 1990-91 | 61 | 63 |
| Central Ohio | 1 | 1 | 0 | 1.000 | 1972-73 | 92 | 59 | Pan American | 6 | 3 | 3 | .500 | 1980-81 | 59 | 83 |
| Chicago | 1 | 1 | 0 | 1.000 | 1984-85 | 58 | 41 | Parsons | 25 | 18 | 7 | .720 | 1912-13 | 89 | 75 |
| Chicago State | 3 | 3 | 0 | 1.000 | 1981-82 | 102 | 80 | Pepperdine | 2 | 0 | 2 | .000 | 1945-46 | 86 | 94 |
| Chicago Teachers | 4 | 3 | 1 | .750 | 1940-41 | 44 | 33 | Prairie View A&M | 1 | 1 | 0 | 1.000 | 1985-86 | 82 | 58 |
| Clemson | 1 | 0 | 1 | .000 | 1991-92 | 60 | 63 | Rockford College | 1 | 1 | 0 | 1.000 | 1985-86 | 94 | 55 |
| Cleveland State | 19 | 7 | 12 | .368 | 1983-84 | 790T | 75 | Sam Houston State | 2 | 2 | 0 | 1.000 | 1989-90 | 100 | 77 |
| Coe | 33 | 16 | 17 | .485 | 1906-07 | 72 | 49 | San Diego | 1 | 0 | 1 | .000 | 1985-86 | 69 | 83 |
| Columbia | 33 | 10 | 23 | .303 | 1909-10 | 62 | 82 | San Diego State | 1 | 1 | 0 | 1.000 | 1986-87 | 68 | 66 |
| Concordia (NE) | 1 | 1 | 0 | 1.000 | 1986-87 | 100 | 87 | San Jose State | 1 | 0 | 1 | .000 | 1947-48 | 58 | 64 |
| Coppin State | 1 | 1 | 0 | 1.000 | 1986-87 | 84 | 62 | St. Ambrose | 8 | 8 | 0 | 1.000 | 1945-46 | 96 | 61 |
| Cornell (IA) | 35 | 13 | 22 | .371 | 1909-10 | 68 | 51 | St. Bonaventure | 2 | 0 | 2 | .000 | 1992-93 | 70 | 74 |
| Cornell Univ | 1 | 1 | 0 | 1.000 | 1981-82 | 82 | 70 | St. Francis | 2 | 1 | 1 | .500 | 1979-80 | 68 | 70 |
| Creighton | 9 | 5 | 4 | .556 | 1917-18 | 65 | 50 | St. Francis (PA) | 1 | 0 | 1 | .000 | 1982-83 | 61 | 66 |
| Culver Stockton | 1 | 1 | 0 | 1.000 | 1967-68 | 111 | 80 | St. John's | 1 | 1 | 0 | 1.000 | 1948-49 | 69 | 45 |
| Dayton | 2 | 1 | 1 | .500 | 1987-88 | 72 | 70 | St. Joseph's | 2 | 2 | 0 | 1.000 | 1913-14 | 27 | 13 |
| DePaul | 1 | 0 | 1 | .000 | 1985-86 | 53 | 96 | St. Louis | 5 | 2 | 3 | .400 | 1978-79 | 76 | 66 |
| Detroit | 3 | 0 | 3 | .000 | 1939-40 | 53 | 62 | St. Olaf | 2 | 2 | 0 | 1.000 | 1948-49 | 70 | 56 |
| Detroit Tech | 1 | 1 | 0 | 1.000 | 1957-58 | 85 | 68 | St. Thomas | 8 | 2 | 6 | .250 | 1940-41 | 70 | 86 |
| Drake | 23 | 11 | 12 | .478 | 1907-08 | 71 | 82 | Simpson | 26 | 21 | 5 | .807 | 1919-20 | 74 | 69 |
| Dubuque | 15 | 9 | 6 | .600 | 1914-15 | 23 | 16 | South Carolina St | 2 | 2 | 0 | 1.000 | 1985-86 | 82 | 60 |
| Eastern Illinois | 33 | 13 | 20 | .394 | 1971-72 | 73 | 71 | Southeast Missouri | 1 | 1 | 0 | 1.000 | 1963-64 | 93 | 85 |
| Eastern Kentucky | 4 | 3 | 1 | .750 | 1980-81 | 61 | 59 | South Dakota | 77 | 35 | 42 | .454 | 1935-36 | 74 | 76 |
| Elmhurst | 2 | 2 | 0 | 1.000 | 1978-79 | 75 | 68 | South Dakota State | 79 | 35 | 44 | .443 | 1935-36 | 49 | 56 |
| Emporia | 2 | 0 | 2 | .000 | 1946-47 | 49 | 63 | St. Louisiana | 1 | 1 | 0 | 1.000 | 1979-80 | 78 | 68 |
| Evansville | 4 | 0 | 4 | .000 | 1963-64 | 50 | 73 | Southern Cal | 1 | 0 | 1 | .000 | 1994-95 | 61 | 69 |
| Fresno State | 1 | 1 | 0 | 1.000 | 1949-50 | 64 | 42 | Southern Illinois | 13 | 2 | 11 | .154 | 1964-65 | 65 | 66 |
| Florida International | 2 | 2 | 0 | 1.000 | 1986-87 | 96 | 83 | Southern Methodist | 1 | 0 | 1 | .000 | 1988-89 | 73 | 80 |
| Florida Southern | 1 | 1 | 0 | 1.000 | 1978-79 | 85 | 70 | Southwest Louisiana | 4 | 4 | 0 | 1.000 | 1939-40 | 76 | 71 |
| Georgetown | 1 | 0 | 1 | .000 | 1989-90 | 49 | 83 | Southwest Missouri | 26 | 8 | 18 | .308 | 1982-83 | 75 | 80 |
| Georgia | 1 | 0 | 1 | .000 | 1983-84 | 58 | 80 | Stephen F. Austin | 2 | 2 | 0 | 1.000 | 1988-89 | 120 | 96 |
| George Williams | 1 | 1 | 0 | 1.000 | 1983-84 | 78 | 55 | Stetson | 1 | 0 | 1 | .000 | 1952-53 | 57 | 75 |
| Gonzaga | 1 | 1 | 0 | 1.000 | 1987-88 | 71 | 67 | Texas-El Paso | 1 | 0 | 1 | .000 | 1991-92 | 56 | 90 |
| Grinnell | 30 | 12 | 18 | .400 | 1907-08 | 74 | 65 | Texas Wesleyan | 1 | 1 | 0 | 1.000 | 1988-89 | 100 | 78 |
| Gustavus Adolphus | 4 | 2 | 2 | .500 | 1947-48 | 89 | 61 | Tulsa | 9 | 3 | 6 | .333 | 1991-92 | 75 | 90 |
| Hamilton | 2 | 2 | 0 | 1.000 | 1923-24 | 33 | 20 | Upper Iowa | 28 | 21 | 7 | .753 | 1913-14 | 65 | 76 |
| Hamline | 9 | 4 | 5 | .444 | 1931-32 | 70 | 123 | U.S. International | 1 | 1 | 0 | 1.000 | 1981-82 | 84 | 64 |
| Hastings | 2 | 0 | 2 | .000 | 1950-51 | 46 | 49 | Valparaiso | 23 | 21 | 2 | .913 | 1979-80 | 53 | 50 |
| Hawaii | 1 | 0 | 1 | .000 | 1982-83 | 57 | 620T | Wartburg | 22 | 14 | 8 | .636 | 1951-52 | 63 | 53 |
| Howard | 1 | 0 | 1 | .000 | 1984-85 | 52 | 62 | Washburn | 1 | 0 | 1 | .000 | 1957-58 | 54 | 65 |
| Illinois-Benedictine | 1 | 1 | 0 | 1.000 | 1984-85 | 79 | 60 | Washington | 1 | 1 | 0 | 1.000 | 1970-71 | 74 | 61 |
| Illinois at Chicago | 19 | 10 | 9 | .526 | 1982-83 | 86 | 74 | (St. Louis) | 2 | 1 | 1 | .500 | 1937-38 | 71 | 82 |
| Illinois State | 22 | 4 | 18 | .182 | 1959-60 | 76 | 91 | Washington University | 7 | 5 | 2 | .714 | 1940-41 | 88 | 70 |
| Indiana State | 8 | 3 | 5 | .375 | 1991-92 | 77 | 76 | Wayne State (NE) | 3 | 3 | 0 | 1.000 | 1968-69 | 83 | 67 |
| Iowa | 25 | 2 | 23 | .080 | 1907-08 | 48 | 80 | Westmar | 58 | 29 | 29 | .500 | 1938-39 | 77 | 58 |
| Iowa State | 32 | 4 | 28 | .125 | 1916-1917 | 62 | 81 | Western Illinois | 3 | 0 | 3 | .000 | 1980-81 | 57 | 63 |
| Iowa Wesleyan | 11 | 7 | 4 | .636 | 1919-20 | 21 | 26 | Western Kentucky | 5 | 1 | 4 | .200 | 1946-47 | 78 | 63 |
| Ithaca | 1 | 1 | 0 | 1.000 | 1948-49 | 41 | 40 | Western Michigan | 9 | 4 | 5 | .444 | 1977-78 | 59 | 58 |
| Jackson State | 1 | 1 | 0 | 1.000 | 1988-89 | 94 | 77 | Wichita State | 28 | 24 | 4 | .857 | 1919-20 | 90 | 62 |
| Kansas | 1 | 0 | 1 | .000 | 1973-74 | 60 | 94 | William Penn | 16 | 14 | 2 | .875 | 1955-56 | 77 | 53 |
| Kansas Normal | 4 | 1 | 3 | .250 | 1907-08 | 14 | 26 | Winona State | 4 | 1 | 3 | .250 | 1981-82 | 58 | 64 |
| Kansas State | 8 | 1 | 7 | .125 | 1948-49 | 59 | 72 | Wisconsin | 23 | 7 | 16 | .304 | 1978-79 | 67 | 72 |
| Long Island | 2 | 2 | 0 | 1.000 | 1993-94 | 97 | 80 | Wisconsin-Green Bay | 5 | 2 | 3 | .400 | 1949-50 | 72 | 73 |
| Loras | 27 | 14 | 13 | .519 | 1942-43 | 68 | 57 | Wisconsin-LaCrosse | 3 | 1 | 2 | .333 | 1941-42 | 67 | 66 |
| Louisiana State | 1 | 1 | 0 | 1.000 | 1987-88 | 90 | 80 | Wisconsin-Milwaukee | 1 | 1 | 0 | 1.000 | 1990-91 | 86 | 64 |
| Loyola-Chicago | 1 | 1 | 0 | 1.000 | 1994-95 | 68 | 61 | Wisconsin-Oshkosh | 2 | 1 | 1 | .500 | 1978-79 | 68 | 72 |
| Luther | 31 | 18 | 13 | .581 | 1921-22 | 66 | 53 | Wisconsin-Platteville | 3 | 2 | 1 | .667 | 1948-49 | 53 | 55 |
| Macalester | 7 | 5 | 2 | .714 | 1958-59 | 78 | 68 | Wisconsin-River Falls | 1 | 0 | 1 | .000 | 1973-74 | 56 | 72 |
| MacMurray | 2 | 2 | 0 | 1.000 | 1962-63 | 75 | 56 | Wisconsin-Stevens Point | 2 | 0 | 2 | .000 | 1990-91 | 55 | 60 |
| Manhattanville | 1 | 1 | 0 | 1.000 | 1978-79 | 48 | 40 | Wyoming | 9 | 4 | 5 | .444 | 1976-77 | 109 | 79 |
| Mankato State | 43 | 26 | 17 | .605 | 1947-48 | 96 | | | | | | | | | |

Missouri Valley

Basketball

A commitment to excellence, both in the classroom and the athletic arena, has been a trademark of the Missouri Valley Conference since its inception in the winter of 1907. Built firmly on a solid foundation, the MVC has made great strides and streamlined its resources and skills to become one of the nation's most progressive athletic conferences.

Accomplishments on the men's athletic side include four national basketball championships, 17 trips to the NCAA Final Four and a 1989 national baseball championship. During the 1992-93 academic year, though, women's athletics were added under the MVC umbrella for the first time, and the relationship has been mutually beneficial for both.

The 1994-95 academic year added yet another illustrious chapter to the MVC's outstanding athletic and academic traditions. The MVC sent three representatives to the NCAA baseball championship and two representatives to the NCAA men's and women's basketball championships. In addition, seven student-athletes earned all-America plaudits in track and field and nine student-athletes garnered prestigious academic honors, including Wichita State's Mike Drumright being named GTE/CoSIDA Academic All-American of the Year in baseball.

In women's volleyball, Northern Iowa, which claimed the MVC postseason title, defeated Rider in the first round of the NCAA Championship before losing to Colorado in the second round.

In men's basketball, it was *deja vu* as the MVC sent two schools — Southern Illinois and Tulsa — to the NCAA Tournament for a second straight year. In women's basketball, league members Drake, the conference tournament champion, and Southwest Missouri State each won first-round NCAA Tournament games.

In baseball, the MVC sent three teams — tournament champion Indiana State, Wichita State

and Southwest Missouri State — to the NCAA tourney for the first time since 1990.

In terms of individual performances, a number of MVC student-athletes represented the league at NCAA championships. In indoor track and field, nine competitors qualified for the championship with three, including Northern Iowa's Dianna Leftridge in the long jump, earning all-America honors. During the outdoor season, 17 athletes qualified for post-season action, with four, including UNI's Joey Woody (400-meter hurdles), earning all-America honors. Athletes from other sports also went on to NCAA tournament play.

The inclusion of women's programs under the MVC — the oldest athletic conference west of the Mississippi River — has provided an immediate boost. The Gateway Collegiate Athletic Conference, which began in 1982, merged with the MVC and was unveiled as part of the new MVC on July 1, 1992.

The St. Louis-based MVC began its first tradition long before last season. Initiated as a basketball conference in 1907, the MVC has produced many individual and team national champions in sports besides basketball. Seeds for the creation of the conference were planted by eight administrators representing five institutions on January 12, 1907, including Washington University, Iowa, Kansas, Missouri and Nebraska. Two months later, Drake and Iowa State were admitted to the league.

Basketball was the first sponsored sport, but today the MVC also sponsors baseball, men's and women's basketball, men's and women's cross country and track, men's and women's golf, men's soccer, softball, men's and women's tennis and women's volleyball.

Beginning last year, the Valley also sponsors a conference championship in men's and women's swimming and diving.

MVC athletes and coaches have become household names during the conference's illustrious history, both during their collegiate careers and, for some, professional careers which have followed, such as Wichita State's Xavier McDaniel, Bradley's Hersey Hawkins, Creighton's Benoit Benjamin and Tulsa's Gary Collier; while past stars, such as



Doug Elgin
Commissioner



Joe Mitch
Assoc. Commissioner



Patty Viverito
Senior Associate



Jack Watkins
Asst. Commissioner



Jim Bain
Coord. Men's Basketball
Officials

Larry Bird, Oscar Robertson, Chet Walker, Walt Frazier, Wes Unseld, Paul Silas and many others, still are to be found in the Valley's record books.

In recent years, the Valley has been growing and expanding. In 1990, Southwest Missouri State was admitted as the league's ninth member, and a 10th member — Northern Iowa — was admitted in July of 1991. Last fall represented the addition of Evansville to the Valley roster. They are the newest members of the Valley, which also includes Bradley, Creighton, Drake, Illinois State, Indiana State, Southern Illinois, Tulsa and Wichita State.

Another historic event took place three years ago. The Gateway Collegiate Athletic Conference, which had been administering women's athletics and 1-AA football for many MVC institutions for 10 years, merged with the MVC. The Valley, for the first time in its history, now is sponsoring women's athletics, while football has remained under the Gateway banner.

The Diet Pepsi Missouri Valley Conference postseason basketball tournament returns to St. Louis in 1996 for the sixth straight year and will be played for the second consecutive year in the new Kiel Center.

The winner of the MVC tournament receives an automatic berth in the NCAA Tournament. Only eight of the 10 MVC teams qualify for the postseason tourney. Southern Illinois has won the last three tournament titles, defeating Illinois State 70-59 in the championship game in 1993, Northern Iowa 77-74 in 1994 and Tulsa 77-62 just last March.



The Kiel Center, site of the Diet Pepsi
Missouri Valley Conference Tournament.

THE 1995 DIET PEPSI MISSOURI VALLEY TOURNAMENT



| | |
|----|----------|
| #8 | |
| | Saturday |
| #1 | |
| | Sunday |
| #4 | |
| | Saturday |
| #5 | |
| | Monday |
| #2 | |
| | Saturday |
| #7 | |
| | Sunday |
| #3 | |
| | Saturday |

Tournament Game Times

(All Times CST)

| | |
|-------------|---|
| Session I | Saturday, March 2 12 noon & 30 min. after conclusion of 1st game |
| Session II | Saturday, March 2 6 p.m. & 30 min. after conclusion of 1st game |
| Session III | Sunday, March 3 1 p.m. & 30 min. after conclusion of 1st game |
| Session IV | Monday, March 4 8:35 p.m. |

PANTHER MVC TOURNAMENT RECORDS

INDIVIDUAL, GAME

Points: 31, Cam Johnson vs. Tulsa, 1994
Opp: 35, Gary Collier (Tulsa), 1994
Field Goals: 11, Randy Blocker vs. Illinois State; Cam Johnson vs. Tulsa, 1994
Opp: 13, Gary Collier (Tulsa), 1994
Field Goal Attempts: 24, Cam Johnson vs. Illinois State, 1994
Opp: 21, Gary Collier (Tulsa), 1994
Field Goals, No Misses: 1, Several
Opp: 6, Scott Fowler (Illinois State), 1992
3-Pt. Field Goals: 3, Several
Opp: 4, Gary Collier (Tulsa), 1994
3-Pt. Field Goal Attempts: 10, Cam Johnson vs. Illinois State, 1994
Opp: 6, Darrin Dafney (Drake), 1993; Gary Collier (Tulsa), 1994
3-Pt. Percentage: 1.000, Cam Johnson vs. Drake, 1993 (3-3)
Opp: 1.000, Richard Thomas (Illinois State), 1992; Chad Altadonna (Illinois State), 1994
Free Throws: 8, Randy Blocker vs. Illinois State, 1994
Opp: 8, Scott Fowler (Illinois State), 1992
Free Throw Attempts: 10, Cam Johnson vs. Drake, 1993; Randy Blocker vs. Illinois State, 1994
Opp: 11, Mike VandeGarde (Illinois State), 1994
Free Throws, No Misses: 4, Brian Carpenter vs. Tulsa, 1994
Opp: 8, Scott Fowler (Illinois State), 1992
Rebounds: 9, Randy Blocker vs. Illinois State, 1994
Opp: 11, Marcus Timmons (Southern Illinois), 1994
Assists: 6, Brian Carpenter vs. Illinois State, 1994
Opp: 7, Lou Dawkins (Tulsa), 1994
Blocked Shots: 3, Several
Opp: 4, Mike VandeGarde (Illinois State), 1992
Steals: 5, John Holterhaus vs. Illinois State, 1994
Opp: 3, Chris Lowery (Southern Illinois), 1994
Min: 39, Cam Johnson vs. Tulsa, Southern Illinois, 1994
Opp: 39, Gary Collier (Tulsa); Marcus Timmons (Southern Illinois), 1994

TEAM, GAME

Points: 84 vs. Illinois State, 1994
Opp: 77 by Southern Illinois, 1994
Points in 1/2: 45 vs. Tulsa, Illinois State, 1994 (2nd)
Opp: 43 by Drake, 1993; by Southern Illinois, 1994 (2nd)
Field Goals: 29 vs. Illinois State, 1994
Opp: 28 by Illinois State, Tulsa, 1994
Field Goal Attempts: 64 vs. Illinois State, 1992
Opp: 61 by Tulsa, 1994
Field Goal Percentage: .472 vs. Tulsa, 1994
Opp: .564 by Illinois State, 1992
3-Pt. Field Goals: 6 vs. Illinois State, Tulsa, 1994
Opp: 7 by Tulsa, 1994
3-Pt. Field Goal Attempts: 18 vs. Southern Illinois, 1994
Opp: 15 by Tulsa, Southern Illinois, 1994
3-Pt. Field Goal Percentage: .600 vs. Tulsa, 1994
Opp: .467 by Tulsa, 1994
Free Throws: 23 vs. Tulsa, 1994
Opp: 24 by Illinois State, 1992
Free Throw Attempts: 31 vs. Illinois State, 1994
Opp: 28 by Illinois State, 1992
Free Throw Percentage: .833 vs. Illinois State, 1994
Opp: .857 by Illinois State, 1992
Rebounds: 36 vs. Tulsa, 1994
Opp: 35 by Tulsa, 1994
Assists: 15 vs. Illinois State, 1992
Opp: 16 by Illinois State, 1994
Blocked Shots: 4 vs. Illinois State, Tulsa, 1994
Opp: 5 by Illinois State, 1992; Tulsa, 1994
Steals: 15 vs. Illinois State, 1994
Opp: 9 by Southern Illinois, 1994

1995 ALL-MISSOURI VALLEY TEAMS

First Team (Media)

Chris Carr, Southern Illinois
Andy Elkins, Evansville
Shea Seals, Tulsa
Marcus Timmons, Southern Illinois
Alvin Williamson, Tulsa

Second Team (Media)

Reed Jackson, Evansville
Johnny Murdock,
Southwest Missouri
Anthony Parker, Bradley
Lynnrick Rogers, Drake
L.D. Swanson, Wichita State

Honorable Mention (Media)

David Cason, Illinois State
Deon Jackson, Bradley
Jamie Arnold, Wichita State

First Team (Coaches)

Chris Carr, Southern Illinois
Andy Elkins, Evansville
Shea Seals, Tulsa
Marcus Timmons, Southern Illinois
Alvin Williamson, Tulsa

Second Team (Coaches)

Reed Jackson, Evansville
Johnny Murdock,
Southwest Missouri
Anthony Parker, Bradley
Lynnrick Rogers, Drake
David Cason, Illinois State

Honorable Mention (Coaches)

L.D. Swanson, Wichita State
Aaron Zobrist, Bradley
Maurice Trotter, Illinois State

Player of Year: Chris Carr, Southern Illinois

All-Newcomer Team

B.J. Windhorst, Drake
Dan Muller, Illinois State
Maurice Trotter, Illinois State
Ben Kandlbinder,
Southwest Missouri
Shane Hawkins, Southern Illinois

Newcomer of Year: B.J. Windhorst, Drake

Freshman of Year: Dan Muller, Illinois State

All-Defense Team

Alvin Williamson, Tulsa
Reed Jackson, Evansville
Marcus Timmons, Southern Illinois
Bill Wright, Bradley
Kwanza Johnson, Tulsa

Defensive Player of Year:

Marcus Timmons, Southern Illinois

All-Bench Team

Chad Altadonna, Illinois State (Captain)
Marcus Franklin, Illinois State
Ian Stewart, Southern Illinois
Johnny Epps, Southwest Missouri
Jim Cruse, Indiana State

All-Underrated Team

Alvin Williamson, Tulsa (Captain)
Bill Wright, Bradley
Lynnrick Rogers, Drake
Terrance Flowers, Wichita State
Kevin Bennett, Drake

All-Most Improved Team

Aaron Zobrist, Bradley (Captain)
Lynnrick Rogers, Drake
L.D. Swanson, Wichita State
Terrance Flowers, Wichita State
Brian Kern, Illinois State

All-Academic Team

Dan Knuckey, Drake
Paul Lusk, Southern Illinois
Darin Miller, Wichita State
Chris Quinn, Evansville
Ian Stewart, Southern Illinois

Honorable Mention

Jason Bey, Creighton
Kevin Grawer, Tulsa
Jeff Layden, Evansville
Anthony Parker, Bradley
Aleksandar Surla, Drake

1995 All-Tournament Team

Chris Carr, Southern Illinois (MVP)
Marcus Timmons, Southern Illinois
Paul Lusk, Southern Illinois
Alvin Williamson, Tulsa
Anthony Parker, Bradley

UNI's MVC All-Tournament Team Selections

1994 — Randy Blocker, F
Cam Johnson, G (MVP)

UNI's MVC Academic All-Conference

1992 — Terry Merfeld, C
Nick Pace, C

UNI in the MVC Post-Season Tournament

vs. Drake 0-1
vs. Illinois State 1-1
vs. Southern Illinois 0-1
vs. Tulsa 1-0

UNI's MVC Post-Season Tournament Records

***3-Pt. Field Goal Percentage, Individual Game:** 1.000, Cam Johnson vs. Drake, 1993 (Ties)
***Team Steals, Game:** 15 vs. Illinois State, 1994 (Tied for 2nd)
***3-Pt. Field Goals Attempted, Tournament:** 23, Cam Johnson, 1994 (3 games) (2nd high)
***3-Pt. Field Goal Percentage, Tournament:** 1.000, Cam Johnson, 1993 (3-3, 1 game) (Tied for 1st)
***Blocked Shots, Tournament:** 7, Randy Blocker, 1994 (2 games) (Tied for 2nd)
***3-Pt. Field Goals Attempted, Tournament:** 45, 1994 (3 games) (Tied for 5th high)
***Steals, Tournament:** 35, 1994 (3 games) (2nd high)

The Missouri Valley Conference

1000 Union Station, Suite 333
St. Louis, MO 63103
314-421-0339
FAX 314-421-3505
Scoreboard Phone 314-997-9877

Final 1994-95 MVC Standings

| Team | MVC | Pct. | Overall | Pct. | Scoring Margin |
|--------------------------|------|------|---------|------|----------------|
| Tulsa | 15-3 | .833 | 24-8 | .750 | +7.7 |
| Southern Illinois | 13-5 | .722 | 23-9 | .719 | +6.6 |
| Illinois State | 13-5 | .722 | 20-13 | .606 | =).9 |
| Bradley | 12-6 | .667 | 20-10 | .667 | +5.6 |
| Evansville | 11-7 | .611 | 18-9 | .667 | +13.3 |
| Southwest Missouri State | 9-9 | .500 | 16-11 | .593 | +4.5 |
| Drake | 9-9 | .500 | 12-15 | .444 | -4.2 |
| Wichita State | 6-12 | .333 | 13-14 | .481 | -1.5 |
| Northern Iowa | 4-14 | .222 | 8-20 | 2.85 | -7.2 |
| Creighton | 4-14 | .222 | 7-19 | .269 | -9.9 |
| Indiana State | 3-15 | .166 | 7-19 | .269 | -4.4 |

1994-95 MISSOURI VALLEY TEAM STATISTICS

ALL GAMES

| FIELD GOAL % | FGM-FGA | Pct. |
|-------------------------|----------|------|
| 1. Evansville | 723-1457 | .496 |
| 2. Illinois State | 874-1868 | .468 |
| 3. Bradley | 746-1639 | .455 |
| 4. Southern Illinois | 898-1951 | .460 |
| 5. Northern Iowa | 658-1504 | .437 |
| 6. Indiana State | 660-1512 | .436 |
| 7. Southwest Missouri | 641-1511 | .424 |
| 8. Wichita State | 631-1507 | .419 |
| 9. Tulsa | 786-1892 | .415 |
| 10. Drake | 689-1678 | .411 |
| 11. Creighton | 567-1496 | .379 |

| 3-POINT % | 3FG-3FGA | Pct. |
|--------------------------|----------|------|
| 1. Evansville | 181-424 | .427 |
| 2. Southern Illinois | 257-645 | .398 |
| 3. Bradley | 162-426 | .380 |
| 4. Illinois State | 188-514 | .366 |
| 5. Southwest Missouri | 152-441 | .345 |
| 6. Creighton | 175-512 | .342 |
| 7. Tulsa | 221-649 | .341 |
| 8. Wichita State | 136-418 | .325 |
| 9. Drake | 192-603 | .320 |
| 10. Northern Iowa | 138-433 | .319 |
| 11. Indiana State | 131-423 | .309 |

| FREE THROW % | FT-FTA | Pct. |
|--------------------------|---------|------|
| 1. Bradley | 478-658 | .726 |
| 2. Illinois State | 573-797 | .719 |
| 3. Tulsa | 601-837 | .718 |
| 4. Evansville | 451-641 | .704 |
| 5. Drake | 396-581 | .662 |
| 6. Southern Illinois | 433-642 | .674 |
| 7. Southwest Missouri | 393-583 | .674 |
| 8. Indiana State | 429-639 | .671 |
| 9. Wichita State | 342-513 | .667 |
| 10. Northern Iowa | 448-668 | .651 |
| 11. Creighton | 279-499 | .559 |

| TEAM OFFENSE | Games | Pts. | Avg. |
|-------------------------|-------|------|------|
| 1. Southern Illinois | 32 | 2486 | 77.7 |
| 2. Evansville | 27 | 2078 | 77.0 |
| 3. Illinois State | 33 | 2511 | 76.1 |
| 4. Tulsa | 32 | 2394 | 74.8 |
| 5. Drake | 27 | 1967 | 72.9 |
| 6. Indiana State | 26 | 1880 | 72.3 |
| 7. Bradley | 30 | 2132 | 71.1 |
| 8. Northern Iowa | 28 | 1903 | 68.0 |
| 9. Southwest Missouri | 27 | 1827 | 67.7 |
| 10. Wichita State | 27 | 1740 | 64.4 |
| 11. Creighton | 26 | 1588 | 61.1 |

| TEAM DEFENSE | Games | Pts. | Avg. |
|-----------------------|-------|------|------|
| 1. Southwest Missouri | 27 | 1707 | 63.2 |
| 2. Evansville | 27 | 1719 | 63.7 |
| 3. Bradley | 30 | 1966 | 65.5 |
| 4. Wichita State | 27 | 1778 | 65.9 |
| 5. Tulsa | 32 | 2147 | 67.1 |
| 6. Creighton | 26 | 1845 | 71.0 |
| 7. Southern Illinois | 32 | 2286 | 71.4 |
| 8. Illinois State | 33 | 2480 | 75.2 |

| | | | |
|-------------------------|----|------|------|
| 9. Northern Iowa | 28 | 2106 | 75.2 |
| 10. Indiana State | 26 | 1995 | 76.7 |
| 11. Drake | 27 | 2081 | 77.1 |

| REBOUND AVERAGE | Reb. | Avg. |
|--------------------------|------|------|
| 1. Tulsa | 1327 | 41.5 |
| 2. Creighton | 1010 | 38.8 |
| 3. Southern Illinois | 1236 | 38.6 |
| 4. Wichita State | 1019 | 37.7 |
| 5. Indiana State | 960 | 36.9 |
| 6. Evansville | 982 | 36.4 |
| 7. Illinois State | 1175 | 35.6 |
| 8. Southwest Missouri | 956 | 35.4 |
| 9. Bradley | 1046 | 34.9 |
| 10. Drake | 926 | 34.3 |
| 11. Northern Iowa | 945 | 33.8 |

| REBOUND MARGIN | Margin |
|--------------------------|--------|
| 1. Tulsa | +4.0 |
| 2. Southern Illinois | +3.5 |
| 3. Wichita State | +2.9 |
| 4. Creighton | +2.8 |
| 5. Evansville | +2.2 |
| 6. Bradley | +1.6 |
| 7. Illinois State | -0.5 |
| 8. Southwest Missouri | -0.5 |
| 9. Indiana State | -2.5 |
| 10. Northern Iowa | -2.9 |
| 11. Drake | -6.2 |

CONFERENCE GAMES

| FIELD GOAL % | FGM-FGA | Pct. |
|-------------------------|----------|------|
| 1. Evansville | 447-927 | .482 |
| 2. Illinois State | 485-1035 | .468 |
| 3. Bradley | 435-976 | .456 |
| 4. Indiana State | 435-1006 | .432 |
| 5. Southern Illinois | 482-1115 | .432 |
| 6. Northern Iowa | 412-954 | .431 |
| 7. Drake | 438-1043 | .419 |
| 8. Tulsa | 441-1053 | .418 |
| 9. Southwest Missouri | 403-977 | .412 |
| 10. Wichita State | 395-966 | .408 |
| 11. Creighton | 384-1030 | .372 |

| 3-POINT % | 3FG-3FGA | Pct. |
|-------------------------|----------|------|
| 1. Evansville | 121-271 | .446 |
| 2. Southern Illinois | 157-388 | .404 |
| 3. Bradley | 96-250 | .384 |
| 4. Illinois State | 102-283 | .360 |
| 5. Southwest Missouri | 96-270 | .351 |
| 6. Drake | 127-370 | .343 |
| 7. Tulsa | 116-341 | .340 |
| 8. Creighton | 125-372 | .336 |
| 9. Northern Iowa | 96-294 | .326 |
| 10. Wichita State | 83-256 | .324 |
| 11. Indiana State | 80-253 | .316 |

| FREE THROW % | FT-FTA | Pct. |
|-------------------|---------|------|
| 1. Bradley | 298-404 | .737 |
| 2. Illinois State | 336-466 | .721 |
| 3. Evansville | 298-423 | .704 |
| 4. Tulsa | 335-479 | .699 |

| | | |
|--------------------------|---------|------|
| 5. Southern Illinois | 258-370 | .697 |
| 6. Indiana State | 301-435 | .691 |
| 7. Drake | 273-401 | .680 |
| 8. Wichita State | 214-316 | .677 |
| 9. Southwest Missouri | 284-421 | .674 |
| 10. Northern Iowa | 269-422 | .637 |
| 11. Creighton | 191-346 | .552 |

| SCORING OFFENSE | Pts. | Avg. |
|-------------------------|------|------|
| 1. Illinois State | 1408 | 78.2 |
| 2. Southern Illinois | 1379 | 76.6 |
| 3. Tulsa | 1333 | 74.1 |
| 4. Evansville | 1313 | 72.9 |
| 5. Drake | 1276 | 70.9 |
| 6. Bradley | 1264 | 70.2 |
| 7. Indiana State | 1251 | 69.5 |
| 8. Northern Iowa | 1189 | 66.1 |
| 9. Southwest Missouri | 1185 | 65.8 |
| 10. Wichita State | 1087 | 60.4 |
| 11. Creighton | 1084 | 60.2 |

| SCORING DEFENSE | Pts. | Avg. |
|-------------------------|------|------|
| 1. Tulsa | 1145 | 63.6 |
| 2. Bradley | 1161 | 64.5 |
| 3. Evansville | 1165 | 64.7 |
| 4. Southwest Missouri | 1177 | 65.4 |
| 5. Wichita State | 1191 | 66.2 |
| 6. Creighton | 1252 | 69.6 |
| 7. Southern Illinois | 1290 | 71.7 |
| 8. Drake | 1293 | 71.8 |
| 9. Northern Iowa | 1352 | 75.1 |
| 10. Illinois State | 1356 | 75.3 |
| 11. Indiana State | 1387 | 77.1 |

| REBOUND AVERAGE | Reb. | Avg. |
|--------------------------|------|------|
| 1. Tulsa | 738 | 41.0 |
| 2. Creighton | 707 | 39.3 |
| 3. Southern Illinois | 687 | 38.2 |
| 4. Illinois State | 686 | 38.1 |
| 5. Wichita State | 660 | 36.7 |
| 6. Indiana State | 633 | 35.2 |
| 7. Evansville | 632 | 35.1 |
| 8. Bradley | 629 | 34.9 |
| 9. Southwest Missouri | 608 | 33.8 |
| 10. Drake | 602 | 33.4 |
| 11. Northern Iowa | 575 | 31.9 |

| REBOUND MARGIN | Margin |
|--------------------------|--------|
| 1. Tulsa | +5.3 |
| 2. Wichita State | +3.6 |
| 3. Creighton | +2.7 |
| 4. Illinois State | +1.7 |
| 5. Bradley | +1.4 |
| 6. Southern Illinois | +1.1 |
| 7. Evansville | +0.6 |
| 8. Southwest Missouri | -2.6 |
| 9. Indiana State | -4.0 |
| 10. Drake | -4.5 |
| 11. Northern Iowa | -5.3 |

1994-95 MISSOURI VALLEY INDIVIDUAL STATISTICS

ALL GAMES

SCORING

| | G | FG | FT | Pts. | Avg. |
|---------------------------------------|----|-----|-----|------|------|
| 1. Chris Carr, Southern Illinois | 32 | 250 | 165 | 705 | 22.0 |
| 2. Andy Elkins, Evansville | 27 | 181 | 120 | 547 | 20.3 |
| 3. Shea Seals, Tulsa | 32 | 182 | 157 | 601 | 18.8 |
| 4. Lynnrick Rogers, Drake | 25 | 161 | 87 | 452 | 18.1 |
| 5. Johnny Murdock, Southwest Missouri | 27 | 153 | 101 | 471 | 17.4 |
| 6. B.J. Windhorst, Drake | 27 | 119 | 94 | 412 | 15.3 |
| 7. Jason Daisy, Northern Iowa | 28 | 145 | 93 | 412 | 14.7 |
| 8. L.D. Swanson, Wichita State | 27 | 136 | 93 | 395 | 14.6 |
| 9. Anthony Parker, Bradley | 30 | 131 | 118 | 426 | 14.2 |
| 10. Marcus Timmons, Southern Illinois | 32 | 167 | 76 | 439 | 13.7 |

FIELD GOAL PERCENTAGE

| | FGM-FGA | Pct. |
|---------------------------------------|---------|------|
| 1. Jamie Arnold, Wichita State | 118-230 | .513 |
| 2. Marcus Timmons, Southern Illinois | 167-330 | .506 |
| 3. Andy Elkins, Evansville | 181-372 | .487 |
| 4. Chris Carr, Southern Illinois | 250-521 | .480 |
| 5. Jason Daisy, Northern Iowa | 145-316 | .459 |
| 6. Lynnrick Rogers, Drake | 161-388 | .415 |
| 7. L.D. Swanson, Wichita State | 136-330 | .412 |
| 8. Johnny Murdock, Southwest Missouri | 153-387 | .395 |
| 9. Shea Seals, Tulsa | 182-468 | .389 |

FREE THROW PERCENTAGE

| | FTM-FTA | Pct. |
|--|---------|------|
| 1. Chad Altadonna, Illinois State | 85-98 | .867 |
| 2. Nick Hargrove, Indiana State | 64-78 | .821 |
| 3. Andy Elkins, Evansville | 120-148 | .811 |
| 4. B.J. Windhorst, Drake | 94-116 | .810 |
| 5. Shea Seals, Tulsa | 157-198 | .793 |
| 6. Sredrick Robinson, Northern Iowa | 75-97 | .773 |

| | | |
|----------------------------------|---------|------|
| 7. Chris Carr, Southern Illinois | 165-214 | .771 |
| 8. Anthony Parker, Bradley | 118-155 | .761 |
| 9. Lynnrick Rogers, Drake | 87-115 | .757 |
| 10. Brian Kern, Illinois State | 84-113 | .743 |

3-POINT PERCENTAGE

| | 3FG-3FGA | Pct. |
|--|----------|------|
| 1. Brian Jackson, Evansville | 53-95 | .558 |
| 2. Aaron Zobrist, Bradley | 80-174 | .460 |
| 3. Shane Hawkins, Southern Illinois | 72-160 | .450 |
| 4. Andy Elkins, Evansville | 65-155 | .419 |
| 5. Ben Kandlbinder, Southwest Missouri | 53-127 | .417 |
| 6. Alvin Williamson, Tulsa | 56-142 | .394 |
| 7. Ian Stewart, Southern Illinois | 47-120 | .392 |
| 8. Tad Ackerman, Creighton | 82-210 | .390 |
| 9. Maurice Trotter, Illinois State | 57-148 | .385 |

REBOUNDS

| | Games | Reb. | Avg. |
|--------------------------------------|-------|------|------|
| 1. Jamie Arnold, Wichita State | 23 | 222 | 9.7 |
| 2. Marcus Timmons, Southern Illinois | 32 | 299 | 9.3 |
| 3. Andy Elkins, Evansville | 27 | 204 | 7.6 |
| 4. Chris Carr, Southern Illinois | 32 | 232 | 7.3 |
| 5. Larry Callis, Wichita State | 27 | 191 | 7.1 |
| 6. Shea Seals, Tulsa | 32 | 222 | 6.9 |
| 7. Nate King, Creighton | 24 | 164 | 6.8 |
| 8. Johnny Epps, Southwest Missouri | 21 | 139 | 6.6 |
| 8. Randall Crutcher, Creighton | 26 | 171 | 6.6 |
| 8. Anthony Parker, Bradley | 30 | 198 | 6.6 |

ASSISTS


| | G | Assists | Avg. |
|---------------------------------------|----|---------|------|
| 1. David Cason, Illinois State | 33 | 226 | 6.8 |
| 2. L.D. Swanson, Wichita State | 27 | 146 | 5.4 |
| 3. Billy Wright, Bradley | 30 | 160 | 5.3 |
| 4. Johnny Murdock, Southwest Missouri | 27 | 121 | 4.5 |
| 5. Shea Seals, Tulsa | 32 | 127 | 4.0 |
| 6. Paul Lusk, Southern Illinois | 32 | 108 | 3.4 |
| 6. Alvin Williamson, Tulsa | 32 | 108 | 3.4 |
| 8. Anthony Parker, Bradley | 30 | 99 | 3.3 |
| 8. Marcus Lockett, Creighton | 26 | 86 | 3.3 |
| 8. Jason Bey, Creighton | 26 | 85 | 3.3 |

STEALS

| | G | Steals | Avg. |
|--|----|--------|------|
| 1. Marcus Timmons, Southern Illinois | 32 | 70 | 2.2 |
| 2. B.J. Windhorst, Drake | 27 | 54 | 2.0 |
| 3. Lynnrick Rogers, Drake | 25 | 48 | 1.9 |
| 4. Billy Wright, Bradley | 30 | 49 | 1.6 |
| 4. Shea Seals, Tulsa | 32 | 52 | 1.6 |
| 4. Chris Carr, Southern Illinois | 32 | 50 | 1.6 |
| 7. Jason Daisy, Northern Iowa | 28 | 43 | 1.5 |
| 7. Dan Knuckey, Drake | 27 | 41 | 1.5 |
| 9. Sredrick Robinson, Northern Iowa | 28 | 40 | 1.4 |
| 10. Paul Lusk, Southern Illinois | 32 | 42 | 1.3 |

BLOCKED SHOTS

| | G | Blks. | Avg. |
|---------------------------------------|----|-------|------|
| 1. Jason Sims, Northern Iowa | 28 | 43 | 1.5 |
| 1. Kevin Bennett, Drake | 27 | 40 | 1.5 |
| 3. Johnny Epps, Southwest Missouri | 21 | 30 | 1.4 |
| 4. Marcus Timmons, Southern Illinois | 32 | 40 | 1.3 |
| 5. Ken Maxey, Drake | 27 | 31 | 1.1 |
| 5. Ray Poindexter, Tulsa | 32 | 36 | 1.1 |
| 7. Larry Callis, Wichita State | 27 | 28 | 1.0 |
| 8. Scott Sparks, Evansville | 27 | 25 | 0.9 |
| 8. Rafael Maldonado, SW Missouri | 29 | 25 | 0.9 |
| 8. Sean Hawkins, Northern Iowa | 28 | 24 | 0.9 |



CONFERENCE GAMES

SCORING

| | FG | FT | Pts. | Avg. |
|---------------------------------------|-----|-----|------|------|
| 1. Chris Carr, Southern Illinois | 140 | 100 | 404 | 22.4 |
| 2. Andy Elkins, Evansville | 115 | 84 | 356 | 19.8 |
| 3. Johnny Murdock, Southwest Missouri | 103 | 80 | 328 | 18.2 |
| 4. Shea Seals, Tulsa | 96 | 88 | 321 | 17.8 |
| 5. Lynnrick Rogers, Drake | 109 | 63 | 310 | 17.2 |
| 6. Marcus Timmons, Southern Illinois | 101 | 52 | 280 | 15.6 |
| 7. B.J. Windhorst, Drake | 76 | 71 | 274 | 15.2 |
| 8. L.D. Swanson, Wichita State | 97 | 55 | 272 | 15.1 |
| 9. Tad Ackerman, Creighton | 86 | 21 | 256 | 14.2 |
| 10. Anthony Parker, Bradley | 71 | 73 | 244 | 13.6 |
| 11. Jason Daisy, Northern Iowa | 88 | 47 | 240 | 13.3 |
| 12. Aaron Zobrist, Bradley | 81 | 26 | 238 | 13.2 |

FIELD GOAL PERCENTAGE

| | FG-FGA | Pct. |
|--------------------------------------|---------|------|
| 1. Jason Sims, Northern Iowa | 76-120 | .633 |
| 2. Marcus Franklin, Illinois State | 74-124 | .597 |
| 3. Marcus Timmons, Southern Illinois | 101-205 | .493 |
| 4. Aaron Zobrist, Bradley | 81-171 | .474 |
| 5. Andy Elkins, Evansville | 115-245 | .469 |
| 6. Deon Jackson, Bradley | 76-163 | .466 |
| 7. Chris Carr, Southern Illinois | 140-311 | .450 |
| 8. Lynnrick Rogers, Drake | 109-249 | .438 |
| 8. Jason Daisy, Northern Iowa | 88-201 | .438 |
| 10. Alvin Williamson, Tulsa | 80-192 | .417 |
| 11. L.D. Swanson, Wichita State | 97-234 | .415 |

3-POINT PERCENTAGE

| | 3FG-3FGA | Pct. |
|---|----------|------|
| 1. Brian Jackson, Evansville | 36-62 | .581 |
| 2. Marcus Timmons, Southern Illinois | 26-49 | .531 |
| 3. Aaron Zobrist, Bradley | 50-107 | .467 |
| 4. Ben Kandlbinder, Southwest Missouri | 39-85 | .459 |
| 5. Shane Hawkins, Southern Illinois | 45-101 | .446 |
| 6. Darian DeVries, Northern Iowa | 22-50 | .440 |
| 7. Alvin Williamson, Tulsa | 33-79 | .418 |
| 8. Andy Elkins, Evansville | 42-101 | .416 |
| 9. Antonio Cooper, Illinois State | 20-49 | .408 |
| 10. Tad Ackerman, Creighton | 63-155 | .406 |
| 11. Chad Altadonna, Illinois State | 24-60 | .400 |

FREE THROW PERCENTAGE

| | FT-FTA | Pct. |
|-----------------------------------|---------|------|
| 1. Cordell Love, Tulsa | 36-41 | .878 |
| 2. Nick Hargrove, Indiana State | 42-50 | .840 |
| 3. Chad Kleine, Bradley | 45-54 | .833 |
| 4. Andy Elkins, Evansville | 84-101 | .832 |
| 5. Chad Altadonna, Illinois State | 54-65 | .831 |
| 6. B.J. Windhorst, Drake | 71-87 | .816 |
| 6. Dan Muller, Illinois State | 40-49 | .816 |
| 8. Lynnrick Rogers, Drake | 63-79 | .797 |
| 9. Shea Seals, Tulsa | 88-113 | .779 |
| 10. Anthony Parker, Bradley | 63-84 | .666 |
| 11. Chris Carr, Southern Illinois | 100-129 | .775 |

REBOUNDS

| | Games | Reb. | Avg. |
|--------------------------------------|-------|------|------|
| 1. Marcus Timmons, Southern Illinois | 18 | 170 | 9.4 |
| 2. Jamie Arnold, Wichita State | 15 | 136 | 9.1 |
| 3. Chris Carr, Southern Illinois | 18 | 147 | 8.2 |
| 4. Andy Elkins, Evansville | 18 | 133 | 7.4 |
| 5. Shea Seals, Tulsa | 18 | 125 | 6.9 |
| 5. Larry Callis, Wichita State | 18 | 124 | 6.9 |
| 7. Nate King, Creighton | 18 | 122 | 6.8 |
| 8. Kwanza Johnson, Tulsa | 18 | 121 | 6.7 |
| 9. Randall Crutcher, Creighton | 18 | 118 | 6.6 |
| 10. Johnny Epps, Southwest Missouri | 14 | 87 | 6.2 |
| 11. Anthony Parker, Bradley | 18 | 109 | 6.1 |



ASSISTS

| | Games | Assists | Avg. |
|---------------------------------------|-------|---------|------|
| 1. David Cason, Illinois State | 18 | 127 | 7.1 |
| 2. Billy Wright, Bradley | 18 | 91 | 5.1 |
| 3. L.D. Swanson, Wichita State | 18 | 88 | 4.9 |
| 4. Johnny Murdock, Southwest Missouri | 18 | 78 | 4.3 |
| 4. Shea Seals, Tulsa | 18 | 77 | 4.3 |
| 6. Jason Bey, Creighton | 18 | 75 | 4.3 |
| 7. Paul Lusk, Southern Illinois | 18 | 64 | 3.6 |
| 8. Jamar Smiley, Illinois State | 18 | 60 | 3.3 |
| 8. Alvin Williamson, Tulsa | 18 | 59 | 3.3 |
| 10. Anthony Parker, Bradley | 18 | 56 | 3.1 |
| 10. Andy Elkins, Evansville | 18 | 56 | 3.1 |

STEALS

| | Games | Steals | Avg. |
|--|-------|--------|------|
| 1. Marcus Timmons, Southern Illinois | 18 | 43 | 2.4 |
| 2. Shea Seals, Tulsa | 18 | 39 | 2.2 |
| 3. B.J. Windhorst, Drake | 18 | 36 | 2.0 |
| 4. Chris Carr, Southern Illinois | 18 | 33 | 1.8 |
| 4. Billy Wright, Bradley | 18 | 32 | 1.8 |
| 6. Lynnrick Rogers, Drake | 18 | 30 | 1.7 |
| 7. Kwanza Johnson, Tulsa | 18 | 28 | 1.6 |
| 8. Sredrick Robinson, Northern Iowa | 18 | 27 | 1.5 |
| 8. Paul Lusk, Southern Illinois | 18 | 27 | 1.5 |
| 8. Alvin Williamson, Tulsa | 15 | 24 | 1.5 |
| 8. Aleksandar Surla, Drake | 15 | 23 | 1.5 |
| 8. Anthony Parker, Bradley | 16 | 24 | 1.5 |

BLOCKED SHOTS

| | Games | Blks. | Avg. |
|---------------------------------------|-------|-------|------|
| 1. Jason Sims, Northern Iowa | 18 | 33 | 1.8 |
| 2. Kevin Bennett, Drake | 18 | 26 | 1.4 |
| 3. Marcus Timmons, Southern Illinois | 18 | 24 | 1.3 |
| 3. Johnny Epps, Southwest Missouri | 14 | 18 | 1.3 |
| 3. Ray Poindexter, Tulsa | 18 | 23 | 1.3 |
| 6. Ken Maxey, Drake | 18 | 22 | 1.2 |
| 7. Larry Callis, Wichita State | 18 | 20 | 1.1 |
| 8. Scott Sparks, Evansville | 18 | 18 | 1.0 |
| 9. Sean Hawkins, Northern Iowa | 18 | 17 | 0.9 |
| 9. Randall Crutcher, Creighton | 18 | 16 | 0.9 |
| 9. Adam Reid, Creighton | 14 | 12 | 0.9 |

'94-95 REVIEW



Inside

55 *Season Review*

.....56-59 *Statistics and Results*

60 *Box Scores*

UNI BATTLED SCHEDULE, INJURIES, COLLAPSED ROOF

Review

It wasn't the kind of year you write home about, except, maybe, for some unfortunate turns of fate. Northern Iowa's men's basketball team finished the 1994-95 season with a 90-75 loss to Tulsa in the final regular-season game of the year. The Panthers closed out the campaign with an 8-20 overall record, a 4-14 Missouri Valley Conference mark, and a premature ending to a season wrought with obstacles.

UNI ended the regular season tied for ninth in the MVC standings, thus eliminating it from advancement to the post-season tournament for the first time in at least 15 years, at least as far back as the beginning of the decade of the '80s. The last time the Panthers lost 20 games was 1974-75 when they finished 6-20. The 14 league losses set a school mark, breaking the old record of 13 set in the 1973-74 and 1991-92 seasons.

Yup, it wasn't a year to get all excited about. Along with Munib Dzuho, a transfer from Northeast College in Norfolk, NE, who played in all 28 games averaging 14.7 minutes, the Panthers utilized five other first-year players. In addition, sophomore guard Jason Daisy didn't play the previous year after redshirting.

Daisy led the team with a 14.7 scoring average and started all but four games. He was tied for seventh in the league in scoring, was tied for sixth in steals (1.5) and was ninth in field goal percentage (.459). Junior center Jason Sims tied with redshirt freshman guard Sredrick Robinson with 11.1 points per game. The former started all but seven games, led the league in field goal percentage (.644) and was tied for first in blocked shots (1.5). He played the latter part of the season with an injured foot and did not start the last two games in favor of Dzuho. He was second to senior Jon Ellis' 5.5 rebounds with 4.6 caroms per game.

Robinson was one of two freshmen to start most of the year. He averaged 27.6 minutes and was a candidate for the league's all-newcomer team. He ranked eighth in the league in free throw percentage (.773). He led the team with 2.9 assists per game. Another redshirt freshman, guard Darian DeVries, started 13 games and averaged 7.2 points. He led the team in free throw percentage (.830) and averaged 22.2 minutes.

Senior guard Brian Carpenter, UNI's top returning scorer and team captain, was averaging 31.3 minutes, 9.5 points and 2.3 assists and steals at the time his injury became too severe to play. He saw action in only the first four games.

The Panthers played three other new faces. True freshman, forward Brian Heying, started 17 games, averaged 19.2 minutes, 3.4 points and 3.5 rebounds. Freshman walkon, guard David Watts,

started one game, averaged 14.4 minutes and 3.1 points, while another true freshman, forward Sean Hawkins, started five games, averaging 9.6 minutes, 2.1 points and 2.4 rebounds. He was tied for ninth in the MVC with 0.9 blocks per game.

Panthers Lose Carpenter, UNI-Dome All in Same Week

UNI started out the year at the Big Island Invitational in Hilo, HI. The Panthers lost the first game 90-81 in overtime to New Orleans, came back to defeat Niagara 75-72 in the second game, then lost to Missouri Valley Conference foe Illinois State, 80-70, in the third game. On the way home from Hawaii, they stopped off in Los Angeles to play Southern Cal, dropping that game 69-61 after leading 51-45 with 5:44 left in the game.

The Panthers continued playing on the road after their western swing, defeating Loyola-Chicago 68-61 on December 3rd without the services of Carpenter for the first time, giving them a 2-3 record heading into the December 7th game at Iowa before FINALLY getting to play at home for five straight games beginning with Wartburg on December 11th.

However, in the early morning hours of December 7th, 10 inches of heavy, wet snow contributed to a tear in the UNI-Dome's fabric roof and its subsequent deflation. That night, UNI lost 80-48 to a ranked Hawkeye team. Roof repairs would take until mid-January, forcing the team to play the next six home games at alternate sites.

UNI lost all four games played in Cedar Rapids at the Five Seasons Center, an hour away from the UNI-Dome — 66-61 to Wichita State, 95-88 in overtime to Nebraska, 84-63 to Bradley and 78-67 to Drake. In between, it defeated Wartburg 63-53 at McElroy Auditorium in Waterloo and Long Island 97-80 in the West Gym on campus.

Before getting to return to the UNI-Dome's floor against Illinois State on January 16th, the Panthers also lost games at Tulsa, 85-53, and at Creighton, 64-59. Thus, they had a 4-10 record heading into their first REAL home game of the season against ISU.

Home sweet Dome — UNI defeated the Redbirds 78-69 after five straight losses, the longest losing streak of the year. It was a nice homecoming and the first MVC win, but the drought had resulted



The UNI-Dome's roof deflated under 10 inches of snow on December 7th.

in the worst league start since joining the Missouri Valley in 1991-92.

However, four straight losses followed the victory — 81-64 at Indiana State, 73-50 at Evansville, 81-62 at home against Iowa State and 65-62 at Southwest Missouri State. A last-second jumper by DeVries gave the Panthers a 59-58 win at Wichita State and that was followed by a 77-76 win at home against Indiana State for the first consecutive wins of the season.

The Panthers had everything going for them on their way to an upset victory over Southern Illinois at home until the last 48 seconds of the game. Sims was called for a controversial technical for hanging on the rim, then Daisy missed the front end of two straight one-and-one opportunities. The final blow was a foul called on Robinson at mid-court against a Saluki with two-tenths of a second left. SIU made two-of-three free throws to steal away a 66-65 win. A five-point loss to SMSU followed on the heels of the SIU loss.

UNI's 65-50 win over Creighton on February 13th turned out to be the final victory of the season. The Panthers still had opportunities to make the post-season tournament heading into the next-to-last game of the year against Drake, but the Bulldogs defeated UNI 82-71 for the first time in their Knapp Center, closing the lid on any further post-season dreams. The 90-75 loss to league champion Tulsa in the Dome concluded the season.

With a young team, minus their senior floor captain, and without a home facility to start the year, the Panthers lost nine games by 10 or fewer points and five games by five or fewer.

"We had a year when we had a lot of kids improve, but as a team we just were not good enough," head coach Eldon Miller said at the end of the year. "We couldn't physically or mentally get it done. Our young kids put forth a great effort, but we just weren't mature enough."

1994-95 NORTHERN IOWA STATISTICS (8-20)

| Player | G/S | FG/FGA | Pct. | 3PT/3PTA | Pct. | FT/FTA | Pct. | Pts-Avg. | OR/DR-Avg. | PF/D | AST | TO | BS | ST | MIN |
|-------------------|-------|----------|------|----------|------|---------|--------|-----------|--------------|--------|-----|-----|-----|-----|-----|
| Jason Daisy | 28/24 | 145/316 | .459 | 29/87 | .333 | 93/135 | .689 | 412-14.7 | 30/73-3.7 | 74/4 | 44 | 81 | 4 | 43 | 883 |
| MVC | 18/15 | 88/201 | .438 | 17/57 | .298 | 47/67 | .702 | 240-13.3 | 16/52-3.8 | 49/3 | 28 | 44 | 2 | 25 | 555 |
| Jason Sims | 28/21 | 121/188 | .644 | 0/0 | .000 | 70/142 | .493 | 312-11.1 | 46/82-4.6 | 84/2 | 18 | 79 | 43 | 20 | 673 |
| MVC | 18/13 | 76/120 | .633 | 0/0 | .000 | 55/111 | .496 | 207-11.5 | 31/60-5.1 | 53/1 | 12 | 44 | 33 | 16 | 449 |
| Sredrick Robinson | 28/24 | 95/271 | .351 | 46/149 | .309 | 75/97 | .773 | 311-11.1 | 11/43-1.9 | 74/2 | 82 | 94 | 0 | 40 | 774 |
| MVC | 18/17 | 72/194 | .371 | 38/116 | .328 | 43/61 | .705 | 225-12.5 | 5/32-2.1 | 46/1 | 45 | 55 | 0 | 27 | 535 |
| Brian Carpenter | 4/4 | 11/30 | .367 | 4/13 | .308 | 12/16 | .750 | 38-9.5 | 1/9-2.5 | 8/0 | 9 | 8 | 1 | 9 | 125 |
| MVC | DNP | | | | | | | | | | | | | | |
| Darian DeVries | 26/13 | 59/136 | .434 | 25/65 | .385 | 44/53 | .830 | 187-7.2 | 18/31-1.9 | 68/3 | 30 | 40 | 2 | 14 | 578 |
| MVC | 18/2 | 50/108 | .463 | 22/50 | .440 | 31/38 | .816 | 153-8.5 | 15/22-2.1 | 51/3 | 22 | 29 | 1 | 11 | 447 |
| Jon Ellis | 28/16 | 64/138 | .464 | 1/3 | .333 | 55/89 | .618 | 184-6.6 | 49/105-5.5 | 58/2 | 23 | 48 | 9 | 10 | 522 |
| MVC | 18/7 | 29/65 | .446 | 0/2 | .000 | 26/41 | .634 | 84-4.7 | 21/45-3.7 | 38/2 | 10 | 28 | 7 | 5 | 275 |
| Munib Dzuho | 28/2 | 46/124 | .371 | 10/37 | .270 | 16/22 | .727 | 118-4.2 | 20/59-2.8 | 69/3 | 14 | 18 | 11 | 15 | 412 |
| MVC | 18/2 | 18/60 | .300 | 6/20 | .300 | 2/4 | .500 | 44-2.4 | 9/34-2.4 | 39/2 | 8 | 9 | 4 | 5 | 215 |
| Brian Heying | 28/17 | 39/91 | .429 | 14/37 | .378 | 3/7 | .429 | 95-3.4 | 38/61-3.5 | 32/1 | 29 | 36 | 6 | 29 | 537 |
| MVC | | | | | | | | | | | | | | | |
| 18/8 | 25/58 | .431 | 8/24 | .333 | 3/5 | .600 | 61-3.4 | 27/32-3.3 | 20/0 | 12 | 21 | 3 | 13 | 303 | |
| David Watts | 28/1 | 20/69 | .290 | 9/40 | .225 | 38/53 | .717 | 87-3.1 | 10/30-1.4 | 44/2 | 27 | 29 | 0 | 13 | 403 |
| MVC | 18/1 | 14/49 | .286 | 5/24 | .208 | 28/39 | .718 | 61-3.4 | 8/18-1.4 | 30/1 | 19 | 20 | 0 | 11 | 270 |
| Sean Rice | 25/12 | 22/56 | .393 | 0/0 | .000 | 29/42 | .691 | 73-2.9 | 27/43-2.8 | 31/0 | 16 | 26 | 5 | 7 | 348 |
| MVC | 17/11 | 17/47 | .362 | 0/0 | .000 | 29/42 | .691 | 63-3.7 | 21/38-3.5 | 26/0 | 13 | 23 | 3 | 7 | 295 |
| Sean Hawkins | 28/5 | 26/64 | .406 | 0/1 | .000 | 8/21 | .381 | 60-2.1 | 26/40-2.4 | 58/3 | 2 | 17 | 24 | 2 | 270 |
| MVC | 18/3 | 16/38 | .421 | 0/0 | .000 | 4/12 | .333 | 36-2.0 | 14/23-2.1 | 39/2 | 2 | 8 | 17 | 2 | 175 |
| Seth Anderson | 18/0 | 8/13 | .615 | 0/0 | .000 | 2/4 | .500 | 18-1.0 | 4/3-0.4 | 7/0 | 7 | 9 | 0 | 2 | 72 |
| MVC | 16/0 | 6/11 | .546 | 0/0 | .000 | 1/2 | .500 | 13-0.8 | 4/2-0.4 | 7/0 | 7 | 8 | 0 | 2 | 60 |
| Warren Vandeven | 8/0 | 2/6 | .333 | 0/0 | .000 | 3/7 | .429 | 7-0.9 | 2/4-0.8 | 10/0 | 0 | 3 | 2 | 1 | 46 |
| MVC | 3/0 | 1/2 | .500 | 0/0 | .000 | 0/0 | .000 | 2-0.7 | 0/1-0.3 | 1/0 | 0 | 1 | 2 | 1 | 19 |
| Tyree Talton | 3/0 | 0/2 | .000 | 0/1 | .000 | 0/0 | .000 | 0-0.0 | 0/3-1.0 | 1/0 | 0 | 1 | 0 | 0 | 7 |
| Team Rebounds | 28 | | | | | | | | 78 | | | | | | |
| MVC | 18 | | | | | | | | 46 | | | | | | |
| UNI | 28 | 658/1504 | .438 | 138/433 | .319 | 448/688 | .651 | 1902-67.9 | 282/586-33.8 | 618/22 | 301 | 489 | 107 | 205 | |
| MVC | 18 | 412/954 | .432 | 96/294 | .327 | 269/422 | .637 | 1189-66.1 | 171/359-32.0 | 400/15 | 178 | 290 | 72 | 125 | |
| OPP | 28 | 730/1595 | .458 | 139/376 | .370 | 514/745 | .690 | 2113-75.5 | 323/610-36.6 | 596/21 | 357 | 423 | 77 | 239 | |
| MVC | 18 | 458/990 | .463 | 88/232 | .379 | 348/498 | .699 | 1352-75.1 | 205/400-37.2 | 376/12 | 240 | 265 | 47 | 137 | |

1994-95 UNI GAME-BY-GAME REVIEW

OVERALL: 8-20 (4-14 MVC, T9th)

HOME: 5-4 AWAY: 2-10 NEUTRAL: 1-6

LEADERS

| Date | Opponent | Score | Attend. | Loc | UNI Scorer | UNI Rebounder | Opp Scorer | Opp Rebounder |
|-------|---------------------|----------|---------|-----|--------------------|-----------------------|---------------------|-------------------|
| 11/25 | *New Orleans | 81-90 OT | 1250 | N | Sims-17 | Sims-10 | Garris-28 | Conerly-12 |
| 11/26 | *Niagara | 75-72 | 300 | N | Daisy-26 | Ellis-11 | Kalombo-16 | Watson-9 |
| 11/27 | *Illinois State | 70-80 | 300 | N | Daisy-24 | Ellis, Daisy-7 | Trotter-18 | Muller-7 |
| 11/29 | Southern Cal | 69-69 | 1543 | A | Daisy-19 | Ellis-9 | Martin-17 | Wilson-15 |
| 12/3 | Loyola-Chicago | 68-61 | 2287 | A | Daisy-19 | Heying-8 | Owens-20 | Smith, Salthe-5 |
| 12/7 | Iowa | 48-80 | 15,150 | A | Daisy-9 | Ellis-6 | Settles-15 | Bowen-13 |
| 12/11 | Wartburg | 63-53 | 1912 | H | Sims-16 | Ellis-15 | Kain-17 | Kain-11 |
| 12/17 | +Wichita State | 61-66 | 1057 | N | Robinson-22 | Heying-8 | Swanson-19 | Miller-7 |
| 12/19 | Long Island | 97-80 | 1363 | H | Daisy-28 | Ellis-14 | Feeley-21 | Severl-9 |
| 12/22 | Nebraska | 88-95 OT | 2379 | N | Robinson, Daisy-17 | Hawkins-11 | Strickland-28 | Brooks-11 |
| 12/31 | +Bradley | 63-84 | 1278 | N | Daisy-18 | Heying-6 | Jackson-20 | Coupet-9 |
| 1/3 | +Tulsa | 53-85 | 6035 | A | Daisy-15 | Ellis-8 | Maldonado-13 | Love-8 |
| 1/8 | +Drake | 67-78 | 1070 | N | Robinson-18 | Heying-9 | Randle-15 | Maxey-10 |
| 1/11 | +Creighton | 59-64 | 4410 | A | Sims-15 | Sims-10 | Ackerman-19 | King-10 |
| 1/16 | +Illinois State | 78-69 | 3387 | H | Sims-16 | Rice-8 | Cason, Altadonna-18 | Altadonna-7 |
| 1/19 | +Indiana State | 64-81 | 4641 | A | Sims-18 | Sims-11 | Cruse-18 | Cruse-9 |
| 1/21 | +Evansville | 50-73 | 11082 | A | Robinson-16 | Hawkins-4 | Sparks-19 | R. Jackson-9 |
| 1/25 | Iowa State | 62-81 | 8372 | H | Daisy-15 | Heying, Rice-4 | Meyer-23 | Michalik, Meyer-7 |
| 1/28 | +Southwest Missouri | 62-65 | 6779 | A | Daisy-19 | Sims-7 | Murdock-17 | Kandlbinder-10 |
| 1/30 | +Wichita State | 59-58 | 6181 | A | Daisy-16 | Rice-4 | Flowers-15 | Arnold-7 |
| 2/4 | +Indiana State | 77-76 | 3173 | H | DeVries-19 | Ellis-6 | Burgess-19 | Cruse-8 |
| 2/6 | +Southern Illinois | 65-66 | 2391 | H | Daisy-15 | Ellis-8 | Timmons, Carr-21 | Carr-12 |
| 2/11 | +Southwest Missouri | 75-80 | 2689 | H | Daisy-19 | Rice-7 | Murdock-29 | Latimer-8 |
| 2/13 | +Creighton | 65-50 | 2032 | H | Daisy-19 | Rice-9 | King-12 | Bey-6 |
| 2/18 | +Bradley | 69-94 | 10784 | A | Robinson, Sims-18 | Daisy-6 | Jackson-20 | Jackson-6 |
| 2/20 | +Illinois State | 76-91 | 7306 | A | Robinson-26 | Heying-8 | Wright-20 | Wright, Muller-7 |
| 2/25 | +Drake | 71-82 | 6854 | A | Robinson-22 | Dzhuho, Daisy, Sims-8 | Bennett-24 | Bennett-9 |
| 2/27 | +Tulsa | 75-90 | 2331 | H | Daisy-22 | Sims-7 | Johnson, Seals-19 | Seals-11 |

*Big Island Invitational +Missouri Valley Conference Game

1994-95 NORTHERN IOWA STATISTICS (8-20)

UNI INDIVIDUAL HIGHS

| | |
|------------------------------|--|
| Points | 28, Jason Daisy vs. Long Island |
| Field Goals Made | 10, Jason Daisy, Sredrick Robinson vs. Illinois State |
| Field Goals Attempted | 22, Jason Daisy vs. Illinois State |
| Field Goal Percentage | 1.000, Jason Sims vs. New Orleans (7-7) |
| 3-Point FGs Made | 5, Sredrick Robinson vs. Bradley, Illinois State |
| 3-Point FGs Attempted | 11, Sredrick Robinson vs. Illinois State |
| 3-Point FG Percentage | 1.000, Jason Daisy vs. Loyola-Chicago, Creighton; Brian Heying vs. Creighton (2-2) |
| Free Throws Made | 10, Jason Daisy vs. Niagara |
| Free Throws Attempted | 15, Jason Daisy vs. Niagara |
| Free Throw Percentage | 1.000, Darian DeVries vs. Long Island; Sean Rice vs. Indiana State (8-8) |
| Rebounds | 15, Jon Ellis vs. Wartburg |
| Assists | 8, Sredrick Robinson vs. Loyola-Chicago |
| Blocked Shots | 4, Jason Sims vs. Drake, Creighton; Sean Hawkins vs. Creighton |
| Steals | 5, Jason Daisy vs. Loyola-Chicago |

OPPONENT INDIVIDUAL HIGHS

| | |
|------------------------------|---|
| Points | 29, Johnny Murdock (Southwest Missouri State) |
| Field Goals Made | 11, Kevin Bennett (Drake) |
| Field Goals Attempted | 21, Chris Carr (Southern Illinois) |
| Field Goal Percentage | 1.000, Maurice Trotter (Illinois State) (7-7) |
| 3-Point FGs Made | 5, Tad Ackerman (Creighton) |
| 3-Point FGs Attempted | 10, Shane Hawkins (Southern Illinois) |
| 3-Point FG Percentage | 1.000, Luteke Kalombo (Niagara); Lynnrick Rogers (Drake) (4-4) |
| Free Throws Made | 11, Lynnrick Rogers (Drake) |
| Free Throws Attempted | 12, Erick Strickland, Tom Wald (Nebraska); Lynnrick Rogers (Drake) |
| Free Throw Percentage | 1.000, Anthony Parker (Bradley) (9-9) |
| Rebounds | 15, Jaha Wilson (Southern Cal) |
| Assists | 9, Reed Jackson (Evansville); Anthony Parker (Bradley) |
| Blocked Shots | 4, Bernie Salthe (Loyola-Chicago); Ryan Bowen (Iowa) |
| Steals | 6, Tyrone Garriss (New Orleans); Ryan Bowen (Iowa); Reed Jackson (Evansville) |

THE SITUATION CHART

| | |
|--|--------------------------|
| When: UNI is ahead at halftime | Then: UNI is 5-3 |
| When: UNI is tied at halftime | Then: UNI is 0-1 |
| When: UNI is behind at halftime | Then: UNI is 3-16 |

| | |
|--|-------------------------|
| When: UNI shoots under 40% from the floor | Then: UNI is 1-7 |
| When: UNI shoots 40-44.9% from the floor | Then: UNI is 3-6 |
| When: UNI shoots 45-49.9% from the floor | Then: UNI is 3-3 |
| When: UNI shoots 50-59.9% from the floor | Then: UNI is 1-4 |
| When: UNI shoots over 60% from the floor | Then: UNI is 0-0 |

| | |
|--|-------------------------|
| When: Opp. shoot under 40% from the floor | Then: UNI is 4-3 |
| When: Opp. shoot 40-44.9% from the floor | Then: UNI is 1-5 |
| When: Opp. shoot 45-49.9% from the floor | Then: UNI is 3-5 |
| When: Opp. shoot 50-59.9% from the floor | Then: UNI is 0-5 |
| When: Opp. shoot over 60% from the floor | Then: UNI is 0-2 |

| | |
|---|--------------------------|
| When: UNI outshoots opponents | Then: UNI is 5-4 |
| When: UNI ties opponents in shooting | Then: UNI is 1-1 |
| When: Opponents outshoot UNI | Then: UNI is 2-15 |

| | |
|---|--------------------------|
| When: UNI outrebounds opponents | Then: UNI is 5-4 |
| When: UNI ties opponents in rebounds | Then: UNI is 0-2 |
| When: Opponents rebound UNI | Then: UNI is 3-14 |

| | |
|--|--------------------------|
| When: UNI commits fewer turnovers | Then: UNI is 5-4 |
| When: UNI ties opponents in turnovers | Then: UNI is 1-1 |
| When: UNI commits more turnovers | Then: UNI is 2-15 |

| | |
|---|-------------------------|
| When: UNI scores under 50 points | Then: UNI is 0-1 |
| When: UNI scores 50-59 points | Then: UNI is 1-3 |
| When: UNI scores 60-69 points | Then: UNI is 3-9 |
| When: UNI scores 70-79 points | Then: UNI is 3-5 |
| When: UNI scores more than 80 points | Then: UNI is 1-2 |

| | |
|--|--------------------------|
| When: Opp. scores under 50 points | Then: UNI is 0-0 |
| When: Opp. scores 50-59 points | Then: UNI is 3-0 |
| When: Opp. scores 60-69 points | Then: UNI is 2-5 |
| When: Opp. scores 70-79 points | Then: UNI is 2-2 |
| When: Opp. scores more than 80 points | Then: UNI is 1-13 |

'94-95 SCORING/REBOUNDING CHART

| Game | Anderson | Carpenter | Daisy | DeVries | Dzuho | Ellis | Hawkins | Heying | Rice | Robinson | Sims | Vandeven | Watts |
|---------------------|----------|-----------|-------|---------|-------|-------|---------|--------|------|----------|-------|----------|-------|
| (n)New Orleans | DNP | 13/3 | 11/3 | 0/1 | 7/2 | 5/9 | 1/0 | 2/0 | 0/2 | 14/4 | 17/10 | DNP | 11/2 |
| (n)Niagara | DNP | 10/0 | 26/2 | DNP | 10/4 | 11/11 | 1/1 | 4/8 | 0/1 | 7/0 | 6/1 | DNP | 0/3 |
| (n)Illinois State | DNP | 11/3 | 24/7 | DNP | 13/4 | 9/7 | 0/1 | 0/1 | 0/1 | 2/0 | 9/4 | DNP | 2/0 |
| @Southern Cal | DNP | 4/4 | 19/3 | 0/0 | 4/4 | 6/9 | 2/1 | 5/4 | DNP | 12/3 | 6/3 | 3/2 | 0/2 |
| @Loyola-Chicago | DNP | DNP | 19/6 | 0/1 | 9/2 | 16/7 | 0/3 | 2/8 | DNP | 8/2 | 13/1 | 0/1 | 1/2 |
| @Iowa | 2/0 | DNP | 9/1 | 7/2 | 0/3 | 8/6 | 0/0 | 8/4 | 2/2 | 4/0 | 8/4 | 0/0 | 0/1 |
| Wartburg | DNP | DNP | 4/3 | 5/1 | 4/2 | 15/15 | 0/1 | 5/3 | 2/1 | 12/2 | 16/4 | DNP | 0/1 |
| (n)Wichita State | DNP | DNP | 6/4 | 9/2 | 4/3 | 7/6 | 0/0 | 0/8 | DNP | 22/3 | 11/4 | 2/1 | 0/0 |
| Long Island | DNP | DNP | 28/5 | 16/3 | 10/8 | 16/14 | 7/8 | 5/6 | 0/0 | 6/3 | 4/2 | 2/1 | 3/0 |
| (n)Nebraska | DNP | DNP | 17/3 | 2/2 | 13/5 | 12/7 | 9/11 | 3/2 | 0/0 | 17/2 | 13/7 | 0/1 | 2/0 |
| (n)Bradley | 0/0 | DNP | 18/3 | 10/2 | 0/0 | 7/3 | 1/2 | 3/6 | 4/1 | 15/1 | 5/5 | 0/0 | 0/0 |
| @Tulsa | 4/2 | DNP | 15/2 | 2/0 | 2/2 | 12/8 | 4/6 | 4/2 | 1/5 | 7/2 | 2/2 | 0/0 | 0/0 |
| (n)Drake | 2/1 | DNP | 9/1 | 8/0 | 0/1 | 7/6 | 7/3 | 10/9 | 0/0 | 18/2 | 6/8 | DNP | 0/1 |
| @Creighton | 0/1 | DNP | 5/2 | 11/3 | 4/5 | 3/4 | 2/0 | 9/3 | 0/0 | 10/2 | 15/10 | DNP | 0/1 |
| Illinois State | 4/0 | DNP | 14/4 | 6/3 | 2/0 | 9/4 | 0/0 | 4/3 | 5/8 | 11/4 | 16/5 | DNP | 7/3 |
| @Indiana State | 0/1 | DNP | 5/2 | 9/3 | 2/3 | 1/2 | 4/2 | 0/2 | 8/6 | 12/2 | 18/11 | DNP | 5/1 |
| @Evansville | 1/0 | DNP | 8/0 | 7/1 | 0/2 | 4/1 | 0/4 | 0/1 | 2/0 | 16/2 | 10/3 | DNP | 2/1 |
| Iowa State | 3/1 | DNP | 15/2 | 4/2 | 4/2 | 2/3 | 4/3 | 0/4 | 6/4 | 4/1 | 13/1 | DNP | 7/3 |
| @Southwest Missouri | DNP | DNP | 19/6 | 9/3 | 3/1 | 0/2 | 0/2 | 0/1 | 4/5 | 12/1 | 12/7 | DNP | 3/2 |
| @Wichita State | 0/0 | DNP | 16/2 | 7/3 | 3/2 | 2/3 | 2/0 | 0/1 | 7/4 | 7/3 | 15/3 | DNP | 0/0 |
| Indiana State | 2/0 | DNP | 13/3 | 19/1 | 1/3 | 5/6 | 0/1 | 4/1 | 12/4 | 1/2 | 17/3 | DNP | 3/1 |
| Southern Illinois | 0/1 | DNP | 15/6 | 10/2 | 0/0 | 11/8 | 4/4 | 5/1 | 0/2 | 9/2 | 9/3 | DNP | 2/1 |
| Southwest Missouri | 0/0 | DNP | 19/5 | 13/3 | 0/1 | 3/2 | 3/1 | 0/0 | 2/7 | 7/3 | 16/3 | DNP | 12/2 |
| Creighton | 0/0 | DNP | 19/3 | 5/2 | 5/2 | 2/1 | 0/3 | 6/6 | 4/9 | 12/4 | 7/2 | DNP | 5/0 |
| @Bradley | 0/0 | DNP | 17/6 | 7/3 | 0/2 | 2/3 | 0/0 | 2/2 | 2/1 | 18/0 | 18/2 | DNP | 3/0 |
| @Illinois State | 0/0 | DNP | 3/5 | 7/2 | 10/6 | 0/0 | 4/2 | 4/8 | 2/1 | 26/1 | 3/5 | DNP | 17/6 |
| @Drake | 0/0 | DNP | 17/8 | 9/2 | 8/8 | 1/1 | 0/3 | 2/2 | 5/2 | 22/1 | 7/8 | DNP | 0/4 |
| Tulsa | 0/0 | DNP | 22/6 | 5/2 | 0/2 | 8/6 | 5/4 | 8/3 | 5/4 | 0/2 | 20/7 | DNP | 2/3 |



'94-95 TEAM HIGHS AND LOWS

| | | Northern Iowa | Opponent |
|-------------------------------|------|-----------------------------|---------------------------|
| Points 1st Half | High | 47 vs. Long Island | 51 by New Orleans |
| | Low | 20 vs. Tulsa | 23 by Loyola-Chicago |
| Points 2nd Half | High | 51 vs. Illinois State | 55 by Tulsa |
| | Low | 21 vs. Iowa | 23 by Wichita State |
| Total Points | High | 97 vs. Long Island | 95 by Nebraska |
| | Low | 48 vs. Iowa | 50 by Creighton |
| Total Field Goals Made | High | 30 vs. Bradley | 33 by Iowa State |
| | Low | 13 vs. Evansville | 18 by Creighton |
| Total Field Goals Attempted | High | 78 vs. Illinois State | 71 by Long Island |
| | Low | 32 vs. Evansville | 41 by Evansville |
| Total Field Goal Percentage | High | .588 vs. Bradley | .633 by Illinois State |
| | Low | .353 vs. Bradley | .305 by Creighton |
| 3-Point Field Goals | High | 10 vs. Illinois State | 8 by Bradley |
| | Low | 1 vs. Iowa State | 2 by Wichita State |
| 3-Point Field Goals Attempted | High | 29 vs. Illinois State | 24 by Southern Illinois |
| | Low | 7 vs. Wartburg | 4 by Wichita State |
| 3-Point Field Goal Percentage | High | .583 vs. Creighton | .800 by Illinois State |
| | Low | .111 vs. Iowa State | .125 by Loyola-Chicago |
| Free Throws | High | 30 vs. Long Island | 40 by Nebraska |
| | Low | 3 vs. Southwest Missouri | 7 by Wartburg |
| Free Throws Attempted | High | 42 vs. Long Island | 55 by Nebraska |
| | Low | 7 vs. Bradley | 8 by Wartburg |
| Free Throw Percentage | High | .793 vs. Loyola-Chicago | .875 by Wartburg |
| | Low | .250 vs. Southwest Missouri | .388 by Niagara |
| Offensive Rebounds | High | 19 vs. Long Island | 18 by Creighton |
| | Low | 1 vs. Evansville | 4 by Illinois State |
| Defensive Rebounds | High | 31 vs. Long Island | 31 by Bradley |
| | Low | 13 vs. Wichita State | 15 by Wartburg |
| Total Rebounds | High | 52 vs. Long Island | 48 by Illinois State |
| | Low | 18 vs. Evansville | 27 by Evansville |
| Assists | High | 16 vs. Long Island | 23 by Tulsa |
| | Low | 6 vs. Creighton | 4 by Wichita State |
| Blocked Shots | High | 9 vs. Creighton | 7 by Creighton |
| | Low | 0 vs. Drake | 0 by Niagara |
| Steals | High | 14 vs. Creighton | 23 by Iowa |
| | Low | 2 vs. Drake | 2 by Wichita State |
| Turnovers | High | 29 vs. Iowa | 22 by Loyola-Chicago |
| | Low | 10 vs. Tulsa | 7 by Tulsa |
| Personal Fouls | High | 36 vs. Nebraska | 31 by Niagara |
| | Low | 14 vs. Wartburg | 13 by Southern California |

'94-95 NORTHERN IOWA Box Scores

New Orleans 90, UNI 81 OT

Nov. 25, 1994 — Hilo, HI

New Orleans 90

| Player | FG-FGA | 3FG-3FGA | FT-FTA | R | PF | A | PTS |
|---------------|--------------|-------------|--------------|-----------|-----------|-----------|-----------|
| Meyer | 5-13 | 1-5 | 0-1 | 2 | 2 | 2 | 11 |
| Douglas | 1-4 | 0-0 | 0-3 | 3 | 5 | 1 | 2 |
| Seigle | 2-8 | 0-1 | 3-4 | 3 | 4 | 0 | 7 |
| Garris | 10-18 | 3-8 | 5-7 | 3 | 4 | 5 | 28 |
| Smith | 6-9 | 2-4 | 4-6 | 5 | 1 | 4 | 18 |
| Conerly | 3-8 | 0-0 | 9-10 | 12 | 3 | 0 | 15 |
| Gardner | 0-2 | 0-0 | 1-2 | 4 | 5 | 0 | 1 |
| Brown | 2-3 | 2-3 | 2-4 | 0 | 1 | 1 | 8 |
| TOTALS | 29-65 | 8-21 | 24-37 | 35 | 25 | 13 | 90 |

UNI 81

| Player | FG-FGA | 3FG-3FGA | FT-FTA | R | PF | A | PTS |
|---------------|--------------|-------------|--------------|-----------|-----------|-----------|-----------|
| Ellis | 2-6 | 0-0 | 1-1 | 9 | 1 | 2 | 5 |
| Daisy | 4-8 | 0-1 | 3-5 | 3 | 4 | 0 | 11 |
| Sims | 7-7 | 0-0 | 3-7 | 10 | 4 | 2 | 17 |
| Robinson | 5-11 | 1-5 | 3-3 | 4 | 5 | 4 | 14 |
| Carpenter | 3-12 | 1-5 | 6-6 | 3 | 3 | 3 | 13 |
| Dzuho | 1-4 | 1-1 | 4-4 | 2 | 3 | 1 | 7 |
| Watts | 3-4 | 3-4 | 2-2 | 2 | 1 | 1 | 11 |
| DeVries | 0-1 | 0-1 | 0-0 | 1 | 1 | 0 | 0 |
| Heying | 1-1 | 0-0 | 0-0 | 0 | 2 | 0 | 2 |
| Hawkins | 0-0 | 0-0 | 1-2 | 0 | 0 | 0 | 1 |
| Rice | 0-0 | 0-0 | 0-0 | 2 | 1 | 0 | 0 |
| TOTALS | 26-54 | 6-17 | 23-30 | 38 | 25 | 13 | 81 |

Halftime — UNO 53, UNI 37. FG Percentage — UNO .446, UNI .481. FT Percentage — UNO .649, UNI .767. Turnovers — UNO 13, UNI 23. Blocked Shots — UNO 1, UNI 1. Steals — UNO 11, UNI 8. Attend. — 1250.

UNI 75, Niagara 72

Nov. 26, 1994 — Hilo, HI

Niagara 72

| Player | FG-FGA | 3FG-3FGA | FT-FTA | R | PF | A | PTS |
|---------------|--------------|-------------|-------------|-----------|-----------|----------|-----------|
| Kalombo | 6-9 | 4-4 | 0-1 | 3 | 4 | 0 | 16 |
| Gayle | 2-7 | 0-0 | 0-1 | 5 | 5 | 0 | 4 |
| McClaire | 2-3 | 0-0 | 0-0 | 0 | 4 | 0 | 4 |
| Bradberry | 5-11 | 0-1 | 2-4 | 2 | 5 | 1 | 12 |
| Watson | 6-15 | 0-3 | 2-6 | 9 | 2 | 2 | 14 |
| Young | 0-0 | 0-0 | 0-0 | 0 | 1 | 0 | 0 |
| O'Connor | 2-3 | 2-3 | 0-0 | 2 | 4 | 2 | 6 |
| Beamer | 0-0 | 0-0 | 0-1 | 0 | 0 | 0 | 0 |
| Felton | 2-5 | 0-1 | 1-3 | 3 | 2 | 2 | 5 |
| Abdullah | 4-6 | 1-2 | 2-3 | 5 | 4 | 1 | 11 |
| TOTALS | 29-59 | 7-14 | 7-19 | 33 | 31 | 8 | 72 |

UNI 75

| Player | FG-FGA | 3FG-3FGA | FT-FTA | R | PF | A | PTS |
|---------------|--------------|------------|--------------|-----------|-----------|-----------|-----------|
| Carpenter | 2-5 | 1-1 | 5-8 | 0 | 1 | 2 | 10 |
| Heying | 2-4 | 0-1 | 0-2 | 8 | 2 | 3 | 4 |
| Sims | 3-3 | 0-0 | 0-1 | 1 | 5 | 1 | 6 |
| Ellis | 5-7 | 0-0 | 1-3 | 11 | 0 | 1 | 11 |
| Daisy | 8-16 | 0-2 | 10-15 | 2 | 2 | 1 | 26 |
| Dzuho | 3-7 | 0-2 | 4-4 | 4 | 2 | 1 | 10 |
| Robinson | 1-3 | 0-1 | 5-6 | 0 | 2 | 2 | 7 |
| Watts | 0-0 | 0-0 | 0-0 | 3 | 0 | 1 | 0 |
| Hawkins | 0-1 | 0-0 | 1-2 | 1 | 4 | 0 | 1 |
| Rice | 0-0 | 0-0 | 0-0 | 1 | 2 | 1 | 0 |
| TOTALS | 24-46 | 1-7 | 26-41 | 35 | 20 | 13 | 75 |

Halftime — UNI 39, NU 28. FG Percentage — NU .492, UNI .522. FT Percentage — NU .368, UNI .634. Turnovers — NU 18, UNI 18. Blocked Shots — NU 0, UNI 0. Steals — NU 6, UNI 9. Attend. — 300.

Illinois State 80, UNI 70

Nov. 27, 1994 — Hilo, HI

UNI 70

| Player | FG-FGA | 3FG-3FGA | FT-FTA | R | PF | A | PTS |
|---------------|--------------|-------------|--------------|-----------|-----------|-----------|-----------|
| Carpenter | 4-8 | 2-6 | 1-2 | 3 | 2 | 2 | 11 |
| Heying | 0-2 | 0-1 | 0-0 | 1 | 0 | 1 | 0 |
| Sims | 3-7 | 0-0 | 3-7 | 4 | 3 | 0 | 9 |
| Ellis | 3-6 | 1-1 | 2-6 | 7 | 2 | 0 | 9 |
| Daisy | 10-22 | 2-6 | 2-3 | 7 | 3 | 5 | 24 |
| Dzuho | 5-5 | 1-1 | 2-4 | 4 | 4 | 1 | 13 |
| Robinson | 1-5 | 0-2 | 0-0 | 0 | 4 | 1 | 2 |
| Watts | 0-2 | 0-1 | 2-2 | 0 | 1 | 2 | 2 |
| Hawkins | 0-0 | 0-0 | 0-0 | 1 | 0 | 0 | 0 |
| Rice | 0-1 | 0-0 | 0-0 | 1 | 0 | 0 | 0 |
| TOTALS | 26-58 | 6-18 | 12-24 | 30 | 19 | 12 | 70 |

Illinois State 80

| Player | FG-FGA | 3FG-3FGA | FT-FTA | R | PF | A | PTS |
|--------|--------|----------|--------|---|----|---|-----|
| Wright | 5-8 | 0-0 | 2-2 | 2 | 2 | 0 | 12 |

| | | | | | | | |
|---------------|--------------|-------------|--------------|-----------|-----------|-----------|-----------|
| Kern | 3-5 | 0-0 | 0-0 | 5 | 4 | 1 | 6 |
| Muller | 5-6 | 3-4 | 2-3 | 7 | 3 | 4 | 15 |
| Trotter | 7-7 | 4-4 | 0-0 | 1 | 3 | 0 | 18 |
| Cason | 3-4 | 1-1 | 0-0 | 3 | 1 | 6 | 7 |
| Lunceford | 2-5 | 0-0 | 0-0 | 2 | 2 | 2 | 4 |
| Franklin | 1-5 | 0-1 | 1-2 | 1 | 1 | 2 | 3 |
| Smiley | 1-2 | 0-0 | 4-7 | 3 | 0 | 4 | 6 |
| Altadonna | 2-5 | 0-0 | 1-1 | 3 | 1 | 2 | 5 |
| Gibbons | 2-2 | 0-0 | 0-0 | 1 | 3 | 0 | 4 |
| TOTALS | 31-49 | 8-10 | 10-15 | 30 | 20 | 21 | 80 |

Halftime — UNI 34, ILSU 33. FG Percentage — UNI .448, ILSU .633. FT Percentage — UNI .500, ILSU .667. Turnovers — UNI 12, ILSU 16. Blocked Shots — UNI 4, ILSU 1. Steals — UNI 9, ILSU 6. Attend. — 1200.

Southern Cal 69, UNI 61

Nov. 29, 1994 — Los Angeles, CA

UNI 61

| Player | FG-FGA | 3FG-3FGA | FT-FTA | R | PF | A | PTS |
|---------------|--------------|-------------|--------------|-----------|-----------|-----------|-----------|
| Ellis | 3-7 | 0-0 | 0-0 | 9 | 3 | 2 | 6 |
| Heying | 2-4 | 1-2 | 0-0 | 4 | 5 | 1 | 1 |
| Sims | 3-6 | 0-0 | 0-1 | 3 | 4 | 0 | 6 |
| Daisy | 6-13 | 0-3 | 7-10 | 3 | 0 | 2 | 19 |
| Carpenter | 2-5 | 0-1 | 0-0 | 4 | 2 | 2 | 4 |
| Dzuho | 2-4 | 0-0 | 0-0 | 4 | 3 | 0 | 4 |
| Robinson | 4-10 | 2-4 | 2-2 | 3 | 3 | 2 | 12 |
| Vandeven | 1-1 | 0-0 | 1-3 | 2 | 2 | 0 | 3 |
| Watts | 0-3 | 0-3 | 0-0 | 2 | 2 | 0 | 0 |
| Hawkins | 1-2 | 0-0 | 0-0 | 1 | 0 | 0 | 2 |
| DeVries | 0-0 | 0-0 | 0-0 | 0 | 0 | 2 | 0 |
| TOTALS | 24-55 | 3-13 | 10-16 | 38 | 19 | 11 | 61 |

Southern Cal 69

| Player | FG-FGA | 3FG-3FGA | FT-FTA | R | PF | A | PTS |
|---------------|--------------|-------------|--------------|-----------|-----------|-----------|-----------|
| Orr | 7-19 | 0-0 | 1-3 | 4 | 1 | 2 | 15 |
| Wilson | 4-8 | 0-0 | 7-8 | 15 | 0 | 2 | 15 |
| Martin | 7-13 | 0-1 | 3-4 | 3 | 1 | 0 | 17 |
| Murray | 1-8 | 1-5 | 3-4 | 3 | 2 | 3 | 6 |
| Harris | 4-11 | 4-9 | 0-0 | 3 | 3 | 4 | 12 |
| Green | 1-3 | 0-2 | 0-0 | 1 | 3 | 0 | 2 |
| Homenick | 0-0 | 0-0 | 0-0 | 3 | 0 | 0 | 0 |
| Reuter | 0-2 | 0-1 | 0-0 | 1 | 0 | 0 | 0 |
| Crouse | 1-2 | 0-0 | 0-0 | 0 | 3 | 0 | 2 |
| TOTALS | 25-66 | 5-18 | 14-19 | 39 | 13 | 11 | 69 |

Halftime — USC 32, UNI 25. FG Percentage — UNI .436, USC .379. FT Percentage — UNI .625, USC .737. Turnovers — UNI 17, USC 12. Blocked Shots — UNI 2, USC 2. Steals — UNI 3, USC 9. Attend. — 1543.



UNI 68, Loyola-Chicago 61

Dec. 3, 1994 — Chicago, IL

UNI 68

| Player | FG-FGA | 3FG-3FGA | FT-FTA | R | PF | A | PTS |
|---------------|--------------|-------------|--------------|-----------|-----------|-----------|-----------|
| Ellis | 4-4 | 0-0 | 8-10 | 7 | 0 | 0 | 16 |
| Heying | 1-4 | 0-1 | 0-0 | 8 | 1 | 3 | 2 |
| Sims | 6-9 | 0-0 | 1-2 | 1 | 4 | 0 | 13 |
| Robinson | 1-8 | 0-3 | 6-7 | 2 | 4 | 8 | 8 |
| Daisy | 5-12 | 2-2 | 7-8 | 6 | 2 | 1 | 19 |
| Dzuho | 4-7 | 1-3 | 0-0 | 2 | 3 | 0 | 9 |
| Watts | 0-1 | 0-1 | 1-2 | 2 | 1 | 0 | 1 |
| DeVries | 0-4 | 0-3 | 0-0 | 1 | 2 | 2 | 0 |
| Hawkins | 0-2 | 0-0 | 0-0 | 3 | 0 | 1 | 1 |
| Vandeven | 0-0 | 0-0 | 0-0 | 1 | 1 | 0 | 0 |
| TOTALS | 21-51 | 3-13 | 23-29 | 35 | 19 | 14 | 68 |

Loyola-Chicago 61

| Player | FG-FGA | 3FG-3FGA | FT-FTA | R | PF | A | PTS |
|---------------|--------------|-------------|--------------|-----------|-----------|----------|-----------|
| Smith | 2-4 | 0-1 | 2-2 | 5 | 2 | 0 | 6 |
| Jenkins | 2-4 | 0-0 | 1-2 | 4 | 1 | 0 | 5 |
| Salthie | 6-9 | 0-0 | 4-6 | 5 | 4 | 0 | 16 |
| Wilburn | 0-8 | 0-4 | 2-2 | 3 | 5 | 3 | 2 |
| Owens | 5-16 | 1-7 | 9-10 | 4 | 4 | 3 | 20 |
| Wilson | 1-1 | 1-1 | 1-2 | 1 | 2 | 0 | 4 |
| Collum | 0-2 | 0-1 | 0-0 | 2 | 4 | 2 | 0 |
| Estes | 4-9 | 0-2 | 0-0 | 4 | 1 | 0 | 8 |
| Warneke | 0-1 | 0-0 | 0-0 | 0 | 2 | 1 | 0 |
| TOTALS | 20-54 | 2-16 | 19-24 | 33 | 25 | 9 | 61 |

Halftime — UNI 25, LU 23. FG Percentage — UNI .412, LU .370. FT Percentage — UNI .793, LU .792. Turnovers — UNI 21, LU 22. Blocked Shots — UNI 3, LU 4. Steals — UNI 12, LU 9. Attend. — 2287.

Iowa 80, UNI 48

Dec. 7, 1994 — Iowa City, IA

UNI 48

| Player | FG-FGA | 3FG-3FGA | FT-FTA | R | PF | A | PTS |
|---------------|--------------|-------------|-------------|-----------|-----------|-----------|-----------|
| Ellis | 3-7 | 0-0 | 2-4 | 6 | 3 | 1 | 8 |
| Heying | 3-5 | 2-3 | 0-0 | 4 | 0 | 2 | 8 |
| Sims | 4-4 | 0-0 | 0-0 | 4 | 4 | 1 | 8 |
| Daisy | 4-8 | 1-3 | 0-0 | 1 | 1 | 2 | 9 |
| Robinson | 0-5 | 0-3 | 4-4 | 0 | 3 | 3 | 4 |
| Hawkins | 0-1 | 0-0 | 0-1 | 0 | 3 | 0 | 0 |
| DeVries | 2-5 | 1-2 | 2-4 | 2 | 2 | 1 | 7 |
| Watts | 0-2 | 0-2 | 0-0 | 1 | 5 | 1 | 0 |
| Dzuho | 0-4 | 0-2 | 0-0 | 3 | 1 | 1 | 0 |
| Rice | 1-3 | 0-0 | 0-0 | 2 | 0 | 0 | 2 |
| Vandeven | 0-1 | 0-0 | 0-0 | 0 | 1 | 0 | 0 |
| Talton | 0-1 | 0-0 | 0-0 | 3 | 0 | 0 | 0 |
| Anderson | 1-1 | 0-0 | 0-0 | 0 | 0 | 0 | 2 |
| TOTALS | 18-47 | 4-15 | 8-13 | 31 | 23 | 12 | 48 |

Iowa 80

| Player | FG-FGA | 3FG-3FGA | FT-FTA | R | PF | A | PTS |
|---------------|--------------|-------------|--------------|-----------|-----------|-----------|-----------|
| Murray | 7-14 | 0-4 | 0-0 | 2 | 2 | 0 | 14 |
| Settles | 6-12 | 1-2 | 2-4 | 1 | 2 | 1 | 15 |
| Bowen | 2-6 | 0-0 | 1-3 | 13 | 3 | 1 | 5 |
| Woolridge | 4-5 | 0-0 | 3-4 | 1 | 2 | 6 | 11 |
| Bartels | 4-4 | 1-1 | 0-1 | 10 | 2 | 4 | 9 |
| Glasper | 3-7 | 2-3 | 2-2 | 4 | 1 | 1 | 10 |
| Skillett | 2-3 | 0-1 | 4-4 | 1 | 0 | 3 | 8 |
| Carter | 2-7 | 0-0 | 2-4 | 6 | 2 | 1 | 6 |
| Kingsbury | 1-6 | 0-3 | 0-0 | 1 | 3 | 4 | 2 |
| Koch | 0-1 | 0-0 | 0-0 | 0 | 0 | 0 | 0 |
| White | 0-0 | 0-0 | 0-0 | 0 | 0 | 0 | 0 |
| Haberer | 0-0 | 0-0 | 0-0 | 1 | 0 | 0 | 0 |
| TOTALS | 31-65 | 4-14 | 14-22 | 40 | 17 | 21 | 80 |

Halftime — UI 39, UNI 27. FG Percentage — UNI .383, UI .477. FT Percentage — UNI .615, UI .636. Turnovers — UNI 29, UI 14. Blocked Shots — UNI 2, UI 6. Steals — UNI 9, UI 23. Attend. — 15,150.

UNI 63, Wartburg 53

Dec. 11, 1994 — Waterloo, IA

Wartburg 53

| Player | FG-FGA | 3FG-3FGA | FT-FTA | R | PF | A | PTS |
|-------------|--------|----------|--------|----|----|---|-----|
| Kloster | 4-9 | 0-2 | 0-0 | 4 | 3 | 2 | 8 |
| Freeseemann | 5-9 | 2-2 | 0-0 | 5 | 4 | 0 | 12 |
| Kain | 6-17 | 0-0 | 5-6 | 11 | 2 | 0 | 17 |
| Foote | 3-10 | 0-5 | 2-2 | 2 | 3 | 2 | 8 |
| Winter | 0-5 | 0-2 | 0-0 | 0 | 2 | 1 | 0 |
| DeWitt | 1-4 | 0-2 | 0-0 | 0 | 2 | 2 | 2 |
| Montgomery | 1-2 | 0-1 | 0-0 | 3 | 0 | 0 | 2 |
| Nelson | 2-3 | 0-0 | 0-0 | 2 | 3 | 1 | 4 |
| TOTALS | 22-59 | 2-14 | 7-8 | 28 | 19 | 8 | 53 |

| UNI 63 | | | | | | | |
|---------------|--------------|------------|--------------|-----------|-----------|-----------|-----------|
| Player | FG-FGA | 3FG-3FGA | FT-FTA | R | PF | A | PTS |
| Ellis | 4-10 | 0-0 | 7-11 | 15 | 2 | 2 | 15 |
| Heying | 2-4 | 1-2 | 0-0 | 3 | 0 | 2 | 5 |
| Sims | 7-11 | 0-0 | 2-2 | 4 | 1 | 0 | 16 |
| Robinson | 4-7 | 1-3 | 3-4 | 2 | 3 | 5 | 12 |
| Daisy | 1-5 | 0-2 | 2-3 | 3 | 3 | 1 | 4 |
| Dzuho | 2-6 | 0-0 | 0-0 | 2 | 1 | 0 | 4 |
| Watts | 0-0 | 0-0 | 0-0 | 1 | 2 | 0 | 0 |
| DeVries | 2-4 | 0-0 | 1-1 | 1 | 2 | 0 | 5 |
| Talton | 0-0 | 0-0 | 0-0 | 0 | 0 | 0 | 0 |
| Hawkins | 0-0 | 0-0 | 0-0 | 1 | 0 | 0 | 0 |
| Rice | 1-1 | 0-0 | 0-0 | 1 | 0 | 0 | 2 |
| TOTALS | 23-48 | 2-7 | 15-21 | 38 | 14 | 10 | 63 |

Halftime — WC 26, UNI 25. FG Percentage — WC .373, UNI .479. FT Percentage — WC .875, UNI .479. Turnovers — WC 17, UNI 23. Blocked Shots — WC 2, UNI 6. Steals — WC 13, UNI 9. Attend. — 1912.

Wichita State 66, UNI 61

Dec. 17, 1994 — Cedar Rapids, IA

| WICHITA STATE 66 | | | | | | | |
|------------------|--------------|------------|--------------|-----------|-----------|----------|-----------|
| Player | FG-FGA | 3FG-3FGA | FT-FTA | R | PF | A | PTS |
| Callis | 3-8 | 0-0 | 1-2 | 6 | 5 | 1 | 7 |
| Flowers | 5-9 | 0-0 | 4-4 | 4 | 4 | 0 | 14 |
| Miller | 6-11 | 1-1 | 2-2 | 7 | 2 | 0 | 15 |
| Swanson | 7-14 | 0-0 | 5-8 | 5 | 4 | 3 | 19 |
| Herris | 3-8 | 1-3 | 2-2 | 6 | 2 | 0 | 9 |
| Schultz | 0-2 | 0-0 | 2-2 | 0 | 0 | 0 | 2 |
| Arnett | 0-1 | 0-0 | 0-0 | 1 | 0 | 0 | 0 |
| Stewart | 0-0 | 0-0 | 0-0 | 0 | 1 | 0 | 0 |
| Ewell | 0-1 | 0-0 | 0-0 | 1 | 1 | 0 | 0 |
| TOTALS | 24-54 | 2-4 | 16-20 | 35 | 19 | 4 | 66 |

| UNI 61 | | | | | | | |
|---------------|--------------|-------------|--------------|-----------|-----------|-----------|-----------|
| Player | FG-FGA | 3FG-3FGA | FT-FTA | R | PF | A | PTS |
| Ellis | 3-8 | 0-0 | 1-3 | 6 | 5 | 2 | 7 |
| Heying | 0-4 | 0-2 | 0-0 | 8 | 0 | 2 | 0 |
| Sims | 5-8 | 0-0 | 1-3 | 4 | 4 | 0 | 11 |
| Robinson | 6-13 | 4-8 | 6-9 | 3 | 2 | 3 | 22 |
| Daisy | 2-11 | 0-6 | 2-2 | 4 | 3 | 1 | 6 |
| Dzuho | 2-4 | 0-1 | 0-0 | 3 | 2 | 2 | 4 |
| Watts | 0-0 | 0-0 | 0-0 | 0 | 0 | 1 | 0 |
| DeVries | 3-6 | 3-5 | 0-1 | 2 | 2 | 1 | 9 |
| Hawkins | 0-0 | 0-0 | 0-0 | 0 | 0 | 0 | 0 |
| Vandeven | 1-2 | 0-0 | 0-0 | 1 | 0 | 0 | 2 |
| TOTALS | 22-56 | 7-22 | 10-18 | 36 | 18 | 12 | 61 |

Halftime — WSU 27, UNI 20. FG Percentage — WSU .444, UNI .393. FT Percentage — WSU .800, UNI .556. Turnovers — WSU 14, UNI 18. Blocked Shots — WSU 3, UNI 5. Steals — WSU 5, UNI 9. Attend. — 1057.

UNI 97, Long Island 80

December 19, 1994 — Cedar Falls, IA

| Long Island 80 | | | | | | | |
|----------------|--------------|-------------|--------------|-----------|-----------|----------|-----------|
| Player | FG-FGA | 3FG-3FGA | FT-FTA | R | PF | A | PTS |
| Griffin | 4-18 | 2-4 | 5-9 | 9 | 2 | 3 | 15 |
| Picinic | 2-5 | 2-3 | 0-0 | 2 | 2 | 0 | 6 |
| Dickerson | 2-5 | 0-0 | 1-2 | 5 | 4 | 0 | 5 |
| Maschiale | 4-13 | 1-6 | 4-4 | 2 | 5 | 2 | 13 |
| Feeley | 9-15 | 0-1 | 3-5 | 9 | 4 | 1 | 21 |
| Goodall | 0-0 | 0-0 | 0-1 | 0 | 0 | 0 | 0 |
| Gill | 1-4 | 0-2 | 3-4 | 0 | 2 | 0 | 5 |
| Browne | 0-0 | 0-0 | 0-0 | 1 | 1 | 0 | 0 |
| Meeney | 2-4 | 2-3 | 0-0 | 1 | 5 | 0 | 6 |
| Cragan | 0-3 | 0-0 | 2-2 | 2 | 0 | 0 | 2 |
| Drew | 3-4 | 0-0 | 1-3 | 9 | 2 | 0 | 7 |
| TOTALS | 27-71 | 7-19 | 19-30 | 43 | 27 | 6 | 80 |

| UNI 97 | | | | | | | |
|---------------|--------------|-------------|--------------|-----------|-----------|-----------|-----------|
| Player | FG-FGA | 3FG-3FGA | FT-FTA | R | PF | A | PTS |
| Ellis | 5-11 | 0-0 | 6-10 | 14 | 4 | 3 | 16 |
| Heying | 2-7 | 1-2 | 0-0 | 6 | 2 | 3 | 5 |
| Hawkins | 3-9 | 0-0 | 1-2 | 8 | 5 | 0 | 7 |
| Robinson | 2-10 | 0-4 | 2-1 | 3 | 0 | 6 | 6 |
| Daisy | 8-13 | 4-5 | 8-12 | 5 | 2 | 2 | 28 |
| Dzuho | 3-6 | 1-1 | 3-4 | 8 | 4 | 0 | 10 |
| Watts | 1-2 | 1-2 | 0-0 | 0 | 0 | 0 | 3 |
| DeVries | 3-6 | 2-5 | 8-8 | 3 | 2 | 1 | 16 |
| Vandeven | 0-2 | 0-0 | 2-4 | 1 | 4 | 0 | 2 |
| Rice | 0-0 | 0-0 | 0-0 | 0 | 0 | 1 | 0 |
| Sims | 2-4 | 0-0 | 0-0 | 2 | 2 | 0 | 4 |
| TOTALS | 29-70 | 9-19 | 30-42 | 52 | 25 | 16 | 97 |

Halftime — UNI 47, LIU 36. FG Percentage — LIU .380, UNI .414. FT Percentage — LIU .633, UNI .714. Turnovers — LIU 16, UNI 18. Blocked Shots — LIU 3, UNI 6. Steals — LIU 8, UNI 7. Attend. — 1363.



Nebraska 95 OT, UNI 88

December 22, 1994 — Cedar Rapids, IA

| Nebraska 95 OT | | | | | | | |
|----------------|--------------|-------------|--------------|-----------|-----------|----------|-----------|
| Player | FG-FGA | 3FG-3FGA | FT-FTA | R | PF | A | PTS |
| Badgett | 3-9 | 0-0 | 3-4 | 6 | 5 | 1 | 9 |
| Brooks | 3-9 | 0-0 | 5-6 | 11 | 3 | 1 | 11 |
| Moore | 1-2 | 0-0 | 3-4 | 1 | 5 | 0 | 5 |
| Strickland | 9-12 | 1-3 | 9-12 | 4 | 4 | 1 | 28 |
| Boone | 5-17 | 4-8 | 4-8 | 7 | 3 | 1 | 18 |
| Surles | 0-0 | 0-0 | 0-0 | 0 | 0 | 0 | 0 |
| Wald | 2-2 | 0-0 | 8-12 | 1 | 2 | 3 | 12 |
| Sallee | 1-3 | 0-0 | 4-5 | 4 | 2 | 0 | 6 |
| Glock | 1-2 | 0-0 | 4-4 | 5 | 2 | 0 | 6 |
| TOTALS | 25-56 | 5-11 | 40-55 | 44 | 26 | 7 | 95 |

| UNI 88 | | | | | | | |
|---------------|--------------|-------------|--------------|-----------|-----------|-----------|-----------|
| Player | FG-FGA | 3FG-3FGA | FT-FTA | R | PF | A | PTS |
| Ellis | 5-12 | 0-0 | 2-3 | 2 | 4 | 1 | 12 |
| Heying | 1-2 | 1-1 | 0-0 | 2 | 5 | 2 | 3 |
| Hawkins | 4-7 | 0-0 | 1-2 | 11 | 4 | 0 | 9 |
| Robinson | 4-14 | 4-7 | 5-6 | 2 | 3 | 4 | 17 |
| Daisy | 5-9 | 2-4 | 5-9 | 3 | 5 | 1 | 17 |
| Dzuho | 6-15 | 0-5 | 1-2 | 5 | 5 | 1 | 13 |
| Watts | 0-1 | 0-1 | 2-4 | 0 | 2 | 2 | 2 |
| DeVries | 1-4 | 0-3 | 0-0 | 2 | 4 | 2 | 2 |
| Vandeven | 0-0 | 0-0 | 0-0 | 1 | 1 | 0 | 0 |
| Rice | 0-0 | 0-0 | 0-0 | 0 | 0 | 0 | 0 |
| Sims | 4-7 | 0-0 | 5-6 | 7 | 2 | 1 | 13 |
| TOTALS | 30-71 | 7-21 | 21-32 | 44 | 36 | 14 | 88 |

Halftime — UN 40, UNI 40. FG Percentage — UN .446, UNI .423. FT Percentage — UN .727, UNI .656. Turnovers — UN 20, UNI 21. Blocked Shots — UN 7, UNI 5. Steals — UN 10, UNI 7. Attend. — 2379.

Bradley 84, UNI 63

December 31, 1994 — Cedar Rapids, IA

| Bradley 84 | | | | | | | |
|---------------|--------------|------------|--------------|-----------|-----------|----------|-----------|
| Player | FG-FGA | 3FG-3FGA | FT-FTA | R | PF | A | PTS |
| Funches | 1-5 | 0-0 | 2-2 | 3 | 3 | 0 | 4 |
| Jackson | 6-11 | 1-2 | 7-8 | 7 | 3 | 0 | 20 |
| Alkinkunle | 2-2 | 0-0 | 6-8 | 0 | 2 | 0 | 10 |
| Wright | 1-1 | 0-0 | 1-3 | 0 | 3 | 3 | 3 |
| Parker | 2-8 | 1-3 | 4-4 | 5 | 1 | 2 | 9 |
| Coupet | 6-9 | 0-0 | 2-2 | 9 | 2 | 0 | 14 |
| Winslow | 1-2 | 0-0 | 2-2 | 4 | 4 | 0 | 4 |
| Zobrist | 2-3 | 1-1 | 2-2 | 3 | 2 | 1 | 7 |
| Samuels | 0-1 | 0-0 | 0-0 | 0 | 1 | 0 | 0 |
| Burrell | 1-2 | 0-0 | 4-4 | 3 | 2 | 0 | 6 |
| Kleine | 1-6 | 0-2 | 4-4 | 4 | 0 | 0 | 6 |
| Nwaoquwu | 0-1 | 0-0 | 1-4 | 4 | 0 | 0 | 1 |
| Baptist | 0-0 | 0-0 | 0-0 | 0 | 1 | 0 | 0 |
| TOTALS | 23-51 | 3-8 | 35-43 | 46 | 24 | 6 | 84 |

| UNI 63 | | | | | | | |
|---------------|--------------|-------------|--------------|-----------|-----------|----------|-----------|
| Player | FG-FGA | 3FG-3FGA | FT-FTA | R | PF | A | PTS |
| Ellis | 1-5 | 0-0 | 5-8 | 3 | 1 | 0 | 7 |
| Heying | 1-1 | 1-1 | 0-0 | 6 | 2 | 3 | 3 |
| Hawkins | 0-2 | 0-0 | 1-2 | 2 | 5 | 0 | 1 |
| Robinson | 5-13 | 5-9 | 0-3 | 1 | 4 | 2 | 15 |
| Daisy | 4-11 | 1-4 | 9-10 | 3 | 3 | 0 | 18 |
| Dzuho | 0-3 | 0-1 | 0-0 | 0 | 5 | 1 | 0 |
| Anderson | 0-1 | 0-0 | 0-0 | 0 | 0 | 0 | 0 |
| Watts | 0-0 | 0-0 | 0-0 | 0 | 2 | 1 | 0 |
| DeVries | 4-9 | 1-3 | 1-2 | 2 | 2 | 2 | 10 |
| Talton | 0-1 | 0-1 | 0-0 | 0 | 1 | 0 | 0 |
| Vandeven | 0-0 | 0-0 | 0-0 | 0 | 1 | 0 | 0 |
| Rice | 1-1 | 0-0 | 2-2 | 1 | 0 | 0 | 4 |
| Sims | 2-4 | 0-0 | 1-2 | 5 | 4 | 0 | 5 |
| TOTALS | 18-51 | 8-19 | 19-29 | 24 | 30 | 9 | 63 |

Halftime — BU 43, UNI 31. FG Percentage — BU .451, UNI .353. FT Percentage — BU .814, UNI .655. Turnovers — BU 20, UNI 19. Blocked Shots — BU 3, UNI 4. Steals — BU 12, UNI 8. Attend. — 1278.

Tulsa 85, UNI 53

January 3, 1995 — Tulsa, OK

| UNI 53 | | | | | | | |
|---------------|--------------|-------------|--------------|-----------|-----------|----------|-----------|
| Player | FG-FGA | 3FG-3FGA | FT-FTA | R | PF | A | PTS |
| Dzuho | 1-3 | 0-0 | 0-0 | 2 | 2 | 0 | 2 |
| Ellis | 5-11 | 0-0 | 2-2 | 8 | 0 | 1 | 12 |
| Robinson | 2-10 | 1-6 | 2-4 | 2 | 0 | 1 | 7 |
| Anderson | 2-2 | 0-0 | 0-0 | 2 | 0 | 1 | 4 |
| Watts | 0-1 | 0-0 | 0-1 | 0 | 1 | 1 | 0 |
| DeVries | 1-3 | 0-2 | 0-0 | 0 | 4 | 1 | 2 |
| Daisy | 5-12 | 1-4 | 4-6 | 2 | 3 | 3 | 15 |
| Heying | 2-3 | 0-0 | 0-0 | 2 | 2 | 0 | 4 |
| Hawkins | 2-5 | 0-0 | 0-0 | 6 | 4 | 0 | 4 |
| Vandeven | 0-0 | 0-0 | 0-0 | 0 | 0 | 0 | 0 |
| Rice | 0-2 | 0-0 | 1-3 | 5 | 3 | 0 | 1 |
| Sims | 0-1 | 0-0 | 2-2 | 2 | 1 | 1 | 2 |
| TOTALS | 20-53 | 2-12 | 11-18 | 33 | 20 | 9 | 53 |

| Tulsa 85 | | | | | | | |
|---------------|--------------|-------------|--------------|-----------|-----------|-----------|-----------|
| Player | FG-FGA | 3FG-3FGA | FT-FTA | R | PF | A | PTS |
| Poindexter | 4-7 | 0-0 | 1-1 | 1 | 3 | 2 | 9 |
| Williamson | 4-7 | 2-2 | 1-2 | 3 | 1 | 4 | 11 |
| Love | 3-6 | 0-2 | 1-1 | 8 | 2 | 0 | 7 |
| Seals | 4-11 | 2-4 | 0-0 | 5 | 2 | 8 | 10 |
| Bonner | 3-5 | 0-0 | 2-2 | 5 | 1 | 2 | 8 |
| Johnson | 5-10 | 0-1 | 1-3 | 3 | 3 | 2 | 11 |
| Grawer | 0-0 | 0-0 | 1-2 | 2 | 1 | 0 | 1 |
| Hernadi | 2-5 | 1-1 | 3-4 | 5 | 1 | 2 | 8 |
| Rollo | 2-5 | 0-0 | 1-5 | 5 | 1 | 0 | 7 |
| Malik | 0-0 | 0-0 | 0-0 | 0 | 0 | 1 | 0 |
| Maldonado | 6-7 | 0-0 | 1-3 | 3 | 3 | 2 | 13 |
| TOTALS | 33-63 | 5-10 | 14-23 | 43 | 18 | 23 | 85 |

Halftime — UT 30, UNI 20. FG Percentage — UNI .377, UT .524. FT Percentage — UNI .611, UT .609. Turnovers — UNI 24, UT 17. Blocked Shots — UNI 4, UT 2. Steals — UNI 5, UT 14. Attend. — 6035.

Drake 78, UNI 67

January 8, 1995 — Cedar Rapids, IA

| Drake 78 | | | | | | | |
|------------|--------|----------|--------|----|----|----|-----|
| Player | FG-FGA | 3FG-3FGA | FT-FTA | R | PF | A | PTS |
| Bennett | 3-8 | 0-0 | 2-4 | 8 | 2 | 3 | 8 |
| Windhorst | 2-10 | 2-7 | 2-2 | 1 | 1 | 0 | 8 |
| King | 1-3 | 0-0 | 0-0 | 1 | 3 | 1 | 2 |
| Randle | 5-7 | 3-4 | 2-2 | 3 | 1 | 2 | 15 |
| Knuckey | 2-6 | 0-0 | 0-1 | 5 | 1 | 1 | 4 |
| Washington | 2-4 | 1-2 | 0-2 | 0 | 1 | 0 | 5 |
| Surla | 2-3 | 0-0 | 1-1 | 1 | 1 | 2 | 5 |
| Rogers | 1-4 | 0-0 | 6-9 | 4 | 1 | 2 | 8 |
| Maxey | 6-8 | 0-0 | 0-0 | 10 | 3 | 0 | 12 |
| Overton | 3-3 | 2-2 | 3-4 | 1 | 2 | 0 | 11 |
| TOTALS | 27-56 | 8-15 | 16-25 | 38 | 16 | 11 | 78 |

Creighton 64, UNI 59

January 11, 1995 — Omaha, NE

UNI 59

| Player | FG-FGA | 3FG-3FGA | FT-FTA | R | PF | A | PTS |
|---------------|--------------|-------------|--------------|-----------|-----------|----------|-----------|
| Ellis | 1-6 | 0-0 | 1-2 | 4 | 2 | 2 | 3 |
| Robinson | 2-11 | 0-5 | 6-6 | 2 | 2 | 3 | 10 |
| Daisy | 2-7 | 0-0 | 1-2 | 2 | 3 | 0 | 5 |
| Heying | 3-3 | 2-2 | 1-2 | 3 | 0 | 0 | 9 |
| Sims | 5-9 | 0-0 | 5-11 | 10 | 2 | 1 | 15 |
| Dzuho | 2-4 | 0-0 | 0-0 | 5 | 5 | 0 | 4 |
| Anderson | 0-0 | 0-0 | 0-0 | 1 | 1 | 1 | 0 |
| Watts | 0-3 | 0-1 | 0-0 | 1 | 1 | 1 | 0 |
| DeVries | 4-8 | 1-2 | 2-2 | 3 | 4 | 1 | 11 |
| Hawkins | 1-3 | 0-0 | 0-0 | 0 | 3 | 0 | 2 |
| Rice | 0-0 | 0-0 | 0-0 | 0 | 0 | 0 | 0 |
| TOTALS | 20-54 | 3-10 | 16-25 | 34 | 23 | 9 | 59 |

Creighton 64

| Player | FG-FGA | 3FG-3FGA | FT-FTA | R | PF | A | PTS |
|---------------|--------------|-------------|--------------|-----------|-----------|-----------|-----------|
| Lockett | 1-7 | 0-4 | 4-4 | 3 | 4 | 3 | 6 |
| King | 2-5 | 0-0 | 1-4 | 10 | 4 | 0 | 5 |
| Wharton | 3-9 | 3-4 | 7-8 | 2 | 2 | 2 | 16 |
| Crutcher | 3-8 | 0-0 | 2-2 | 6 | 2 | 1 | 8 |
| Ackerman | 7-13 | 5-8 | 0-3 | 6 | 1 | 2 | 19 |
| Davenport | 1-4 | 0-0 | 1-2 | 5 | 1 | 1 | 3 |
| Bey | 0-1 | 0-0 | 0-0 | 3 | 4 | 3 | 0 |
| Sexton | 0-3 | 0-3 | 3-4 | 0 | 1 | 0 | 3 |
| Templeman | 2-2 | 0-0 | 0-0 | 3 | 2 | 0 | 4 |
| TOTALS | 19-52 | 8-19 | 18-27 | 39 | 21 | 12 | 64 |

Halftime — UNI 31, CU 26. FG Percentage — UNI .370, CU .365. FT Percentage — UNI .640, CU .667. Turnovers — UNI 13, CU 17. Blocked Shots — UNI 4, CU 2. Steals — UNI 14, CU 4. Attend. — 4410.

UNI 78, Illinois State 69

January 16, 1995 — Cedar Falls, IA

Illinois State 69

| Player | FG-FGA | 3FG-3FGA | FT-FTA | R | PF | A | PTS |
|---------------|--------------|-------------|--------------|-----------|-----------|-----------|-----------|
| Wright | 2-6 | 0-0 | 2-4 | 4 | 4 | 0 | 6 |
| Muller | 0-3 | 0-2 | 0-0 | 2 | 4 | 1 | 0 |
| Kern | 6-8 | 0-0 | 6-7 | 1 | 3 | 1 | 18 |
| Cason | 0-3 | 0-0 | 2-2 | 1 | 2 | 6 | 2 |
| Altadonna | 5-10 | 2-4 | 6-8 | 7 | 4 | 2 | 18 |
| Trotter | 1-4 | 0-2 | 0-0 | 1 | 0 | 1 | 2 |
| Franklin | 5-5 | 0-0 | 5-5 | 3 | 5 | 0 | 15 |
| Smiley | 1-4 | 1-1 | 0-0 | 3 | 2 | 0 | 3 |
| Cooper | 2-5 | 1-3 | 0-0 | 2 | 1 | 0 | 5 |
| Gibbons | 0-0 | 0-0 | 0-0 | 0 | 1 | 0 | 0 |
| TOTALS | 22-48 | 4-12 | 21-26 | 27 | 26 | 11 | 69 |

UNI 78

| Player | FG-FGA | 3FG-3FGA | FT-FTA | R | PF | A | PTS |
|---------------|--------------|-------------|--------------|-----------|-----------|-----------|-----------|
| Ellis | 3-5 | 0-1 | 3-3 | 4 | 1 | 1 | 9 |
| Heying | 1-4 | 0-1 | 2-2 | 3 | 0 | 0 | 4 |
| Sims | 6-8 | 0-0 | 4-8 | 5 | 3 | 1 | 16 |
| Robinson | 2-6 | 0-3 | 7-8 | 4 | 2 | 4 | 11 |
| DeVries | 3-7 | 0-2 | 0-0 | 3 | 5 | 0 | 6 |
| Dzuho | 1-5 | 0-0 | 0-0 | 0 | 2 | 1 | 2 |
| Anderson | 2-3 | 0-0 | 0-0 | 0 | 1 | 1 | 4 |
| Watts | 2-4 | 1-3 | 2-4 | 3 | 1 | 2 | 7 |
| Daisy | 5-9 | 2-4 | 2-2 | 4 | 1 | 2 | 14 |
| Hawkins | 0-0 | 0-0 | 0-0 | 0 | 1 | 0 | 0 |
| Rice | 2-6 | 0-0 | 1-4 | 8 | 1 | 1 | 5 |
| TOTALS | 27-57 | 3-14 | 21-31 | 36 | 18 | 13 | 78 |

Halftime — ILSU 28, UNI 27. FG Percentage — ILSU .458, UNI .474. FT Percentage — ILSU .808, UNI .677. Turnovers — ILSU 16, UNI 11. Blocked Shots — ILSU 3, UNI 5. Steals — ILSU 5, UNI 7. Attend. — 3387.

Indiana State 81, UNI 64

January 19, 1995 — Terre Haute, IN

UNI 64

| Player | FG-FGA | 3FG-3FGA | FT-FTA | R | PF | A | PTS |
|---------------|--------------|-------------|--------------|-----------|-----------|----------|-----------|
| Ellis | 0-0 | 0-0 | 1-2 | 2 | 0 | 1 | 1 |
| Heying | 0-4 | 0-2 | 0-0 | 2 | 2 | 0 | 0 |
| Sims | 8-15 | 0-0 | 2-6 | 11 | 2 | 0 | 18 |
| DeVries | 2-5 | 1-3 | 4-4 | 2 | 2 | 3 | 9 |
| Robinson | 4-10 | 2-4 | 2-2 | 2 | 2 | 1 | 12 |
| Dzuho | 1-4 | 0-0 | 0-0 | 3 | 2 | 0 | 2 |
| Anderson | 0-0 | 0-0 | 0-0 | 1 | 0 | 1 | 0 |
| Watts | 1-3 | 0-1 | 3-4 | 1 | 5 | 0 | 5 |
| Daisy | 2-6 | 1-1 | 0-0 | 2 | 0 | 1 | 5 |
| Hawkins | 2-2 | 0-0 | 0-0 | 2 | 2 | 0 | 4 |
| Rice | 3-6 | 0-0 | 2-2 | 6 | 3 | 2 | 8 |
| TOTALS | 23-55 | 4-11 | 14-20 | 36 | 20 | 9 | 64 |

Indiana State 81

| Player | FG-FGA | 3FG-3FGA | FT-FTA | R | PF | A | PTS |
|------------|--------|----------|--------|---|----|---|-----|
| Hinson | 4-8 | 0-0 | 0-4 | 2 | 2 | 2 | 8 |
| Jovanovich | 4-11 | 1-7 | 0-0 | 3 | 1 | 1 | 9 |
| Burgess | 6-10 | 0-0 | 2-4 | 8 | 4 | 3 | 14 |

| | | | | | | | |
|----------|-----|-----|-----|---|---|---|----|
| Johnson | 2-5 | 0-2 | 2-2 | 2 | 4 | 1 | 6 |
| Harris | 4-8 | 2-4 | 0-0 | 4 | 2 | 2 | 10 |
| Hargrove | 1-2 | 0-0 | 2-2 | 2 | 0 | 3 | 4 |
| Clark | 3-7 | 1-4 | 4-5 | 2 | 3 | 5 | 11 |
| Hallatt | 0-1 | 0-0 | 0-0 | 0 | 2 | 0 | 0 |
| Shelt | 0-1 | 0-1 | 1-2 | 0 | 1 | 3 | 1 |
| DeGroote | 0-2 | 0-1 | 0-0 | 1 | 0 | 0 | 0 |
| Cruse | 8-9 | 0-0 | 2-3 | 9 | 1 | 2 | 18 |

TOTALS 32-64 4-19 13-22 35 20 22 81
Halftime — INSU 46, UNI 30. FG Percentage — UNI .418, INSU .500. FT Percentage — UNI .700, INSU .591. Turnovers — UNI 24, INSU 15. Blocked Shots — UNI 7, INSU 5. Steals — UNI 10, INSU 13. Attend. — 4641.

Evansville 73, UNI 50

January 21, 1995 — Evansville, IN

UNI 50

| Player | FG-FGA | 3FG-3FGA | FT-FTA | R | PF | A | PTS |
|---------------|--------------|-------------|--------------|-----------|-----------|----------|-----------|
| Heying | 0-0 | 0-0 | 0-0 | 1 | 1 | 1 | 0 |
| Rice | 0-0 | 0-0 | 2-2 | 0 | 2 | 1 | 2 |
| Sims | 3-4 | 0-0 | 4-4 | 3 | 4 | 0 | 10 |
| Robinson | 6-13 | 3-7 | 1-2 | 2 | 3 | 2 | 16 |
| Watts | 0-3 | 0-2 | 2-2 | 1 | 3 | 1 | 2 |
| Dzuho | 0-3 | 0-0 | 0-0 | 2 | 1 | 0 | 0 |
| Ellis | 0-1 | 0-0 | 4-4 | 1 | 2 | 1 | 4 |
| Anderson | 0-0 | 0-0 | 1-2 | 0 | 2 | 0 | 1 |
| DeVries | 2-3 | 1-1 | 2-2 | 1 | 1 | 1 | 7 |
| Daisy | 2-5 | 1-3 | 3-7 | 0 | 3 | 1 | 8 |
| Hawkins | 0-0 | 0-0 | 0-0 | 4 | 2 | 0 | 0 |
| TOTALS | 13-32 | 5-13 | 19-25 | 18 | 24 | 8 | 50 |

Evansville 73

| Player | FG-FGA | 3FG-3FGA | FT-FTA | R | PF | A | PTS |
|---------------|--------------|------------|--------------|-----------|-----------|-----------|-----------|
| Quinn | 1-3 | 0-0 | 7-8 | 5 | 2 | 3 | 9 |
| Elkins | 2-2 | 0-0 | 0-0 | 1 | 0 | 1 | 4 |
| Sparks | 8-9 | 0-0 | 3-3 | 2 | 4 | 1 | 19 |
| Jackson | 3-6 | 2-4 | 1-2 | 3 | 3 | 1 | 9 |
| Jackson | 4-6 | 1-1 | 5-7 | 9 | 2 | 9 | 14 |
| Madison | 1-4 | 0-3 | 2-3 | 2 | 5 | 4 | 4 |
| Hopson | 0-0 | 0-0 | 0-0 | 0 | 1 | 0 | 0 |
| Loving | 3-5 | 0-0 | 2-4 | 2 | 1 | 0 | 8 |
| Layden | 3-6 | 0-0 | 0-1 | 1 | 2 | 1 | 6 |
| TOTALS | 25-41 | 3-8 | 20-28 | 27 | 20 | 20 | 73 |

Halftime — UE 32, UNI 26. FG Percentage — UNI .406, UE .714. FT Percentage — UNI .760, UE .714. Turnovers — UNI 19, UE 13. Blocked Shots — UNI 4, UE 1. Steals — UNI 7, UE 10. Attend. — 11,082.

Iowa State 81, UNI 62

January 25, 1995 — Cedar Falls, IA

Iowa State 81

| Player | FG-FGA | 3FG-3FGA | FT-FTA | R | PF | A | PTS |
|---------------|--------------|------------|--------------|-----------|-----------|-----------|-----------|
| Holberg | 7-15 | 2-4 | 0-0 | 6 | 0 | 2 | 16 |
| Michalik | 5-11 | 0-1 | 0-1 | 7 | 2 | 3 | 10 |
| Meyer | 9-13 | 0-0 | 5-6 | 7 | 1 | 0 | 23 |
| Hayes | 2-4 | 0-0 | 0-0 | 0 | 2 | 1 | 4 |
| Holloway | 1-1 | 0-0 | 0-0 | 0 | 2 | 3 | 2 |
| Modderman | 2-2 | 1-1 | 0-0 | 0 | 2 | 0 | 5 |
| Kimrough | 1-3 | 0-0 | 0-0 | 1 | 2 | 3 | 2 |
| Hebert | 1-2 | 0-0 | 0-0 | 2 | 1 | 0 | 2 |
| Hamilton | 0-0 | 0-0 | 2-2 | 6 | 3 | 1 | 2 |
| Jackson | 2-3 | 0-0 | 1-2 | 0 | 0 | 0 | 5 |
| Hickman | 1-2 | 0-0 | 1-2 | 0 | 0 | 0 | 3 |
| Abdel-Khalik | 0-1 | 0-0 | 0-0 | 0 | 0 | 0 | 0 |
| Harris | 0-0 | 0-0 | 0-0 | 0 | 0 | 0 | 0 |
| Beechum | 2-4 | 0-1 | 3-5 | 3 | 2 | 0 | 7 |
| TOTALS | 33-61 | 3-7 | 12-18 | 33 | 17 | 13 | 81 |

UNI 62

| Player | FG-FGA | 3FG-3FGA | FT-FTA | R | PF | A | PTS |
|---------------|--------------|------------|--------------|-----------|-----------|----------|-----------|
| Heying | 0-0 | 0-0 | 0-0 | 4 | 0 | 0 | 0 |
| Rice | 3-4 | 0-0 | 0-0 | 4 | 2 | 1 | 6 |
| Sims | 6-10 | 0-0 | 1-5 | 1 | 1 | 1 | 13 |
| Robinson | 1-4 | 0-1 | 2-2 | 1 | 1 | 2 | 4 |
| DeVries | 1-4 | 0-1 | 2-2 | 2 | 4 | 0 | 4 |
| Dzuho | 2-6 | 0-2 | 0-0 | 2 | 4 | 1 | 4 |
| Ellis | 1-3 | 0-0 | 0-0 | 3 | 1 | 1 | 2 |
| Anderson | 1-1 | 0-0 | 1-2 | 1 | 0 | 0 | 3 |
| Watts | 2-5 | 0-2 | 3-4 | 3 | 0 | 1 | 7 |
| Daisy | 6-9 | 1-2 | 2-3 | 2 | 3 | 1 | 15 |
| Hawkins | 2-4 | 0-1 | 0-0 | 3 | 2 | 0 | 4 |
| TOTALS | 25-50 | 1-9 | 11-18 | 29 | 18 | 8 | 62 |

Halftime — ISU 43, UNI 27. FG Percentage — ISU .541, UNI .500. FT Percentage — ISU .667, UNI .611. Turnovers — ISU 10, UNI 17. Blocked Shots — ISU 4, UNI 6. Steals — ISU 7, UNI 7. Attend. — 8372.

Southwest Missouri 65, UNI 62

January 28, 1995 — Springfield, MO

UNI 62

| Player | FG-FGA | 3FG-3FGA | FT-FTA | R | PF | A | PTS |
|---------------|--------------|-------------|-------------|-----------|-----------|-----------|-----------|
| Daisy | 8-10 | 1-2 | 2-4 | 6 | 5 | 3 | 19 |
| Rice | 2-7 | 0-0 | 0-1 | 5 | 3 | 1 | 4 |
| Sims | 6-11 | 0-0 | 0-3 | 7 | 2 | 1 | 12 |
| Robinson | 5-12 | 2-7 | 0-0 | 1 | 2 | 3 | 12 |
| DeVries | 4-7 | 1-2 | 0-2 | 3 | 1 | 3 | 9 |
| Ellis | 0-1 | 0-0 | 0-0 | 2 | 3 | 1 | 0 |
| Dzuho | 1-1 | 1-1 | 0-0 | 1 | 0 | 0 | 3 |
| Watts | 1-4 | 0-2 | 1-2 | 2 | 2 | 0 | 3 |
| Heying | 0-0 | 0-0 | 0-0 | 1 | 0 | 0 | 0 |
| Hawkins | 0-0 | 0-0 | 0-0 | 2 | 1 | 0 | 0 |
| TOTALS | 27-53 | 5-14 | 3-12 | 33 | 19 | 12 | 62 |

Southwest Missouri 65

| Player | FG-FGA | 3FG-3FGA | FT-FTA | R | PF | A | PTS |
|---------------|--------------|------------|--------------|-----------|-----------|-----------|-----------|
| Willkerson | 3-7 | 0-0 | 0-0 | 2 | 1 | 3 | 6 |
| Latimer | 1-4 | 0-0 | 4-10 | 2 | 1 | 2 | 6 |
| Thomas | 3-5 | 0-0 | 0-0 | 4 | 3 | 2 | 6 |
| Murdock | 4-12 | 1-3 | 8-11 | 7 | 1 | 3 | 17 |
| Kandlbinder | 7-14 | 2-4 | 0-0 | 10 | 3 | 1 | 16 |
| Edwards | 2-6 | 1-1 | 0-1 | 2 | 1 | 2 | 5 |
| Epps | 4-7 | 1-1 | 0-0 | 2 | 4 | 1 | 9 |
| Marsh | 0-0 | 0-0 | 0-0 | 0 | 0 | 0 | 0 |
| Jackson | 0-1 | 0-0 | 0-0 | 0 | 0 | 0 | 0 |
| TOTALS | 24-56 | 5-9 | 12-22 | 35 | 14 | 14 | 65 |

Halftime — SMS 35, UNI 32. FG Percentage — UNI .509, SMS .429. FT Percentage — UNI .250, SMS .545. Turnovers — UNI 15, SMS 12. Blocked Shots — UNI 1, SMS 2. Steals — UNI 5, SMS 5. Attend. — 6779.

UNI 59, Wichita State 58

January 30, 1995 — Wichita, KS

UNI 59

| Player | FG-FGA | 3FG-3FGA | FT-FTA | R | PF | A | PTS |
|----------|--------|----------|--------|----|----|---|-----|
| Daisy | 5-7 | 2-3 | 4-4 | 2 | 3 | 0 | 16 |
| Rice | 1-3 | 0-0 | 5-6 | 4 | 4 | 1 | 7 |
| Robinson | 3-12 | 0-6 | 1-2 | 3 | 4 | 1 | 7 |
| DeVries | 2-6 | 1-3 | 2-2 | 3 | 2 | 1 | 7 |
| Dzuho | 1-7 | 0-1 | 1-2 | 2 | 2 | 1 | 3 |
| Ellis | 1-2 | 0-0 | 0-1 | 3 | 1 | 0 | 2 |
| Anderson | 0-0 | 0-0 | 0-0 | 0 | 0 | 1 | 0 |
| Watts | 0-0 | 0-0 | 0-0 | 0 | 2 | 0 | 0 |
| Sims | 5-7 | 0-0 | 5-8 | 3 | 2 | 1 | 15 |
| Heying | 0-2 | 0-1 | 0-0 | 1 | 0 | 1 | 0 |
| Hawkins | 1-3 | 0-0 | 0-0 | 0 | 2 | 0 | 2 |
| TOTALS | 19-49 | 3-14 | 18-25 | 26 | 22 | 7 | 59 |

| | | | | | | | |
|---|--------------|-------------|--------------|-----------|-----------|-----------|-----------|
| Watts | 0-3 | 0-1 | 3-4 | 1 | 1 | 1 | 3 |
| Heying | 2-5 | 0-1 | 0-0 | 1 | 1 | 0 | 4 |
| Hawkins | 0-1 | 0-0 | 0-0 | 1 | 4 | 0 | 0 |
| TOTALS | 22-54 | 4-12 | 29-38 | 30 | 24 | 13 | 77 |
| Halftime — UNI 44, ISU 33. FG Percentage — ISU .481, UNI .407. FT Percentage — ISU .733, UNI .763. Turnovers — ISU 19, UNI 15. Blocked Shots — ISU 3, UNI 5. Steals — ISU 5, UNI 10. Attend. — 3173. | | | | | | | |

Southern Illinois 66, UNI 65

February 6, 1995 — Cedar Falls, IA

Southern Illinois 66

| Player | FG-FGA | 3FG-3FGA | FT-FTA | R | PF | A | PTS |
|---------------|--------------|-------------|-------------|-----------|-----------|----------|-----------|
| Timmons | 8-14 | 2-4 | 3-5 | 5 | 5 | 2 | 21 |
| Carr | 9-21 | 1-3 | 2-5 | 12 | 2 | 0 | 21 |
| Stewart | 1-4 | 1-3 | 2-2 | 5 | 4 | 1 | 5 |
| Lusk | 1-7 | 0-3 | 2-5 | 3 | 1 | 0 | 4 |
| Hawkins | 4-11 | 3-10 | 0-0 | 2 | 2 | 2 | 11 |
| Dadzie | 1-3 | 0-0 | 0-0 | 0 | 0 | 1 | 2 |
| Timberlake | 1-3 | 0-0 | 0-0 | 6 | 0 | 0 | 2 |
| Tucker | 0-2 | 0-0 | 0-0 | 1 | 5 | 0 | 0 |
| Burzynski | 0-1 | 0-1 | 0-0 | 1 | 0 | 0 | 0 |
| TOTALS | 25-66 | 7-24 | 9-17 | 38 | 19 | 6 | 66 |

UNI 65

| Player | FG-FGA | 3FG-3FGA | FT-FTA | R | PF | A | PTS |
|---|--------------|-------------|--------------|-----------|-----------|----------|-----------|
| Daisy | 5-9 | 2-4 | 3-5 | 6 | 2 | 2 | 15 |
| Rice | 0-0 | 0-0 | 0-0 | 2 | 1 | 1 | 0 |
| Sims | 3-5 | 0-0 | 3-5 | 3 | 1 | 0 | 9 |
| Robinson | 4-12 | 1-5 | 0-0 | 2 | 2 | 3 | 9 |
| DeVries | 2-5 | 2-3 | 4-4 | 2 | 1 | 1 | 10 |
| Dzuho | 0-1 | 0-1 | 0-0 | 0 | 0 | 0 | 0 |
| Ellis | 5-7 | 0-0 | 1-1 | 8 | 5 | 0 | 11 |
| Anderson | 0-1 | 0-0 | 0-0 | 1 | 0 | 0 | 0 |
| Watts | 0-2 | 0-1 | 2-4 | 1 | 1 | 1 | 2 |
| Heying | 2-3 | 1-2 | 0-0 | 1 | 1 | 1 | 5 |
| Hawkins | 2-2 | 0-0 | 0-0 | 4 | 1 | 0 | 4 |
| TOTALS | 23-47 | 6-16 | 13-19 | 33 | 15 | 9 | 65 |
| Halftime — UNI 28, SIU 26. FG Percentage — SIU .379, UNI .489. FT Percentage — SIU .529, UNI .684. Turnovers — SIU 14, UNI 17. Blocked Shots — SIU 1, UNI 5. Steals — SIU 11, UNI 6. Attend. — 2391. | | | | | | | |

Southwest Missouri 80, UNI 75

February 11, 1995 — Cedar Falls, IA

Southwest Missouri 80

| Player | FG-FGA | 3FG-3FGA | FT-FTA | R | PF | A | PTS |
|---------------|--------------|-------------|--------------|-----------|-----------|-----------|-----------|
| Wilkerson | 2-5 | 0-0 | 5-6 | 6 | 1 | 5 | 9 |
| Epps | 2-2 | 0-0 | 0-1 | 0 | 4 | 0 | 4 |
| Thomas | 2-3 | 0-0 | 4-4 | 4 | 5 | 1 | 8 |
| Murdock | 9-14 | 4-8 | 7-8 | 3 | 4 | 4 | 29 |
| Edwards | 1-9 | 0-1 | 2-2 | 3 | 1 | 2 | 4 |
| Jackson | 0-0 | 0-0 | 0-0 | 0 | 0 | 0 | 0 |
| Hayes | 0-1 | 0-0 | 0-0 | 0 | 1 | 0 | 0 |
| Kandlbinder | 4-8 | 2-3 | 2-3 | 4 | 5 | 2 | 12 |
| Latimer | 4-7 | 0-0 | 4-9 | 8 | 4 | 1 | 12 |
| Marsh | 1-2 | 0-0 | 0-1 | 5 | 2 | 1 | 2 |
| TOTALS | 25-51 | 6-12 | 24-34 | 35 | 27 | 16 | 80 |

UNI 75

| Player | FG-FGA | 3FG-3FGA | FT-FTA | R | PF | A | PTS |
|--|--------------|-------------|--------------|-----------|-----------|----------|-----------|
| Daisy | 8-12 | 1-2 | 2-2 | 5 | 5 | 0 | 19 |
| Rice | 1-3 | 0-0 | 0-0 | 7 | 0 | 1 | 2 |
| Sims | 5-6 | 0-0 | 6-12 | 3 | 3 | 0 | 16 |
| Robinson | 3-12 | 1-9 | 0-0 | 3 | 4 | 1 | 7 |
| DeVries | 4-8 | 1-4 | 4-6 | 3 | 4 | 2 | 13 |
| Dzuho | 0-1 | 0-1 | 0-0 | 1 | 1 | 1 | 0 |
| Ellis | 1-1 | 0-0 | 1-2 | 2 | 4 | 1 | 3 |
| Anderson | 0-0 | 0-0 | 0-0 | 0 | 0 | 0 | 0 |
| Watts | 2-5 | 2-4 | 6-8 | 2 | 4 | 0 | 12 |
| Heying | 0-0 | 0-0 | 0-0 | 0 | 0 | 0 | 0 |
| Hawkins | 1-1 | 0-0 | 1-1 | 1 | 2 | 0 | 3 |
| TOTALS | 25-49 | 5-20 | 20-31 | 28 | 27 | 6 | 75 |
| Halftime — SMS 38, UNI 36. FG Percentage — SMS .490, UNI .510. FT Percentage — SMS .706, UNI .645. Turnovers — SMS 14, UNI 14. Blocked Shots — SMS 1, UNI 4. Steals — SMS 8, UNI 6. Attend. — 2689. | | | | | | | |

UNI 65, Creighton 50

February 13, 1995 — Cedar Falls, IA

Creighton 50

| Player | FG-FGA | 3FG-3FGA | FT-FTA | R | PF | A | PTS |
|-----------|--------|----------|--------|---|----|---|-----|
| Crutcher | 0-5 | 0-0 | 1-2 | 5 | 4 | 0 | 1 |
| Templeman | 0-4 | 0-0 | 0-0 | 3 | 3 | 1 | 0 |
| King | 5-8 | 0-0 | 2-6 | 4 | 4 | 1 | 12 |
| Lockett | 2-7 | 2-5 | 0-0 | 2 | 1 | 1 | 6 |
| Ackerman | 1-5 | 1-2 | 2-4 | 2 | 2 | 0 | 5 |
| Davenport | 4-6 | 1-1 | 2-4 | 5 | 1 | 0 | 11 |
| Bey | 0-2 | 0-0 | 0-0 | 6 | 2 | 0 | 0 |
| Sexton | 0-0 | 0-0 | 0-0 | 0 | 0 | 0 | 0 |
| Wharton | 4-14 | 2-8 | 1-2 | 3 | 1 | 2 | 11 |

| | | | | | | | |
|---------------|--------------|-------------|-------------|-----------|-----------|----------|-----------|
| Remmer | 0-1 | 0-0 | 0-0 | 1 | 1 | 0 | 0 |
| Ginnion | 1-1 | 0-0 | 0-0 | 0 | 0 | 0 | 2 |
| Reid | 1-6 | 0-0 | 0-0 | 4 | 3 | 1 | 2 |
| TOTALS | 18-59 | 6-16 | 8-18 | 40 | 22 | 6 | 50 |

UNI 65

| Player | FG-FGA | 3FG-3FGA | FT-FTA | R | PF | A | PTS |
|--|--------------|-------------|--------------|-----------|-----------|----------|-----------|
| Daisy | 7-11 | 2-2 | 3-3 | 3 | 2 | 2 | 19 |
| Rice | 0-2 | 0-0 | 4-6 | 9 | 2 | 0 | 4 |
| Sims | 2-4 | 0-0 | 3-9 | 2 | 4 | 0 | 7 |
| Robinson | 4-9 | 3-5 | 1-2 | 4 | 1 | 2 | 12 |
| DeVries | 1-3 | 1-1 | 2-2 | 2 | 1 | 0 | 5 |
| Dzuho | 2-3 | 1-2 | 0-0 | 2 | 2 | 0 | 5 |
| Ellis | 1-2 | 0-0 | 0-0 | 1 | 2 | 0 | 2 |
| Anderson | 0-0 | 0-0 | 0-0 | 0 | 0 | 0 | 0 |
| Watts | 2-4 | 0-1 | 1-1 | 0 | 0 | 2 | 5 |
| Heying | 3-5 | 0-1 | 0-1 | 6 | 1 | 0 | 6 |
| Hawkins | 0-2 | 0-0 | 0-2 | 3 | 2 | 0 | 0 |
| TOTALS | 22-45 | 7-12 | 14-26 | 36 | 18 | 6 | 65 |
| Halftime — UNI 39, CU 24. FG Percentage — CU .305, UNI .489. FT Percentage — CU .444, UNI .538. Turnovers — CU 18, UNI 14. Blocked Shots — CU 7, UNI 9. Steals — CU 9, UNI 7. Attend. — 2042. | | | | | | | |

Bradley 94, UNI 69

February 18, 1995 — Peoria, IL

UNI 69

| Player | FG-FGA | 3FG-3FGA | FT-FTA | R | PF | A | PTS |
|---------------|--------------|-------------|------------|-----------|-----------|-----------|-----------|
| Daisy | 8-11 | 0-2 | 1-2 | 6 | 2 | 2 | 17 |
| Rice | 1-3 | 0-0 | 0-0 | 1 | 2 | 1 | 2 |
| Sims | 9-11 | 0-0 | 0-1 | 2 | 3 | 2 | 18 |
| Robinson | 6-11 | 4-9 | 2-3 | 0 | 2 | 2 | 18 |
| DeVries | 3-5 | 1-2 | 0-0 | 3 | 2 | 2 | 7 |
| Ellis | 1-3 | 0-1 | 0-0 | 2 | 1 | 0 | 2 |
| Hawkins | 0-3 | 0-0 | 0-0 | 0 | 5 | 0 | 0 |
| Watts | 1-3 | 0-1 | 1-1 | 0 | 1 | 0 | 3 |
| Heying | 1-1 | 0-0 | 0-0 | 2 | 3 | 1 | 2 |
| Dzuho | 0-0 | 0-0 | 0-0 | 2 | 2 | 2 | 0 |
| Anderson | 0-0 | 0-0 | 0-0 | 0 | 0 | 0 | 0 |
| TOTALS | 30-51 | 5-15 | 4-7 | 20 | 24 | 12 | 69 |

Bradley 94

| Player | FG-FGA | 3FG-3FGA | FT-FTA | R | PF | A | PTS |
|---|--------------|-------------|--------------|-----------|-----------|-----------|-----------|
| Parker | 3-9 | 2-6 | 9-9 | 4 | 2 | 9 | 17 |
| Jackson | 7-10 | 0-0 | 6-7 | 6 | 1 | 2 | 20 |
| Kleine | 5-7 | 3-3 | 0-0 | 3 | 2 | 1 | 13 |
| Wright | 3-5 | 0-0 | 0-0 | 1 | 3 | 6 | 6 |
| Burrell | 2-5 | 0-0 | 1-1 | 3 | 0 | 0 | 5 |
| Funches | 2-4 | 0-0 | 1-2 | 3 | 2 | 3 | 5 |
| Zobrist | 4-7 | 3-5 | 0-0 | 1 | 2 | 1 | 11 |
| Winslow | 1-1 | 0-0 | 3-3 | 1 | 2 | 0 | 5 |
| Coupet | 1-1 | 0-0 | 3-5 | 2 | 1 | 0 | 5 |
| Akinkunle | 1-2 | 0-0 | 1-2 | 1 | 0 | 0 | 3 |
| Nwagwu | 0-0 | 0-0 | 0-0 | 3 | 0 | 0 | 0 |
| Samuels | 1-2 | 0-0 | 2-2 | 0 | 1 | 0 | 4 |
| Baptist | 0-0 | 0-0 | 0-0 | 0 | 0 | 0 | 0 |
| TOTALS | 30-53 | 8-14 | 26-31 | 30 | 16 | 22 | 94 |
| Halftime — BU 43, UNI 39. FG Percentage — UNI .588, BU .566. FT Percentage — UNI .571, BU .839. Turnovers — UNI 15, BU 13. Blocked Shots — UNI 2, BU 1. Steals — UNI 10, BU 8. Attend. — 10,784. | | | | | | | |

Illinois State 91, UNI 76

February 20, 1995 — Normal, IL

UNI 76

| Player | FG-FGA | 3FG-3FGA | FT-FTA | R | PF | A | PTS |
|---------------|--------------|--------------|-------------|-----------|-----------|-----------|-----------|
| Daisy | 1-17 | 0-2 | 1-2 | 5 | 2 | 0 | 3 |
| Rice | 1-4 | 0-0 | 0-0 | 1 | 0 | 1 | 2 |
| Sims | 1-2 | 0-0 | 1-4 | 5 | 5 | 1 | 3 |
| Robinson | 10-20 | 5-11 | 1-3 | 1 | 2 | 2 | 26 |
| DeVries | 3-10 | 1-4 | 0-0 | 2 | 4 | 2 | 7 |
| Dzuho | 4-8 | 2-6 | 0-0 | 6 | 3 | 0 | 10 |
| Ellis | 0-0 | 0-0 | 0-0 | 0 | 1 | 0 | 0 |
| Anderson | 0-0 | 0-0 | 0-0 | 0 | 1 | 0 | 0 |
| Watts | 5-8 | 2-4 | 5-6 | 6 | 1 | 2 | 17 |
| Heying | 2-4 | 0-2 | 0-0 | 8 | 2 | 1 | 4 |
| Hawkins | 2-5 | 0-0 | 0-0 | 2 | 4 | 2 | 4 |
| TOTALS | 29-78 | 10-29 | 8-15 | 38 | 25 | 11 | 76 |

Illinois State 91

| Player | FG-FGA | 3FG-3FGA | FT-FTA | R | PF | A | PTS |
|-----------|--------|----------|--------|---|----|---|-----|
| Wright | 8-12 | 0-0 | 4-5 | 7 | 3 | 0 | 20 |
| Muller | 6-9 | 3-5 | 0-1 | 7 | 2 | 3 | 15 |
| Kern | 2-4 | 0-0 | 3-5 | 6 | 2 | 1 | 7 |
| Trotter | 1-5 | 0-1 | 0-0 | 1 | 1 | 0 | 2 |
| Cason | 1-2 | 0-0 | 4-6 | 6 | 4 | 5 | 6 |
| Franklin | 1-4 | 0-0 | 4-4 | 3 | 0 | 1 | 6 |
| Smiley | 2-3 | 0-0 | 6-6 | 4 | 1 | 6 | 10 |
| Altadonna | 7-12 | 1-3 | 0-0 | 5 | 1 | 2 | 15 |
| Cooper | 2-6 | 1-3 | 0-0 | 0 | 0 | 0 | 5 |
| Gibbons | 2-3 | 0-0 | 1-2 | 2 | 2 | 1 | 5 |

| | | | | | | | |
|--|--------------|-------------|--------------|-----------|-----------|-----------|-----------|
| TOTALS | 32-60 | 5-12 | 22-29 | 48 | 17 | 19 | 91 |
| Halftime — ISU 43, UNI 40. FG Percentage — UNI .372, ISU .533. FT Percentage — UNI .533, ISU .759. Turnovers — UNI 16, ISU 18. Blocked Shots — UNI 2, ISU 2. Steals — UNI 7, ISU 3. Attend. — 7306. | | | | | | | |

Drake 82, UNI 71

February 25, 1995 — Des Moines, IA

UNI 71

| Player | FG-FGA | 3FG-3FGA | FT-FTA | R | PF | A | PTS |
|---------------|--------------|-------------|--------------|-----------|-----------|----------|-----------|
| Dzuho | 3-8 | 2-4 | 0-0 | 8 | 3 | 0 | 8 |
| Ellis | 0-0 | 0-0 | 1-2 | 1 | 2 | 0 | 1 |
| Robinson | 5-9 | 4-8 | 8-10 | 1 | 5 | 3 | 22 |
| Anderson | 0-0 | 0-0 | 0-0 | 0 | 0 | 0 | 0 |
| Watts | 0-2 | 0-1 | 0-0 | 4 | 1 | 1 | 0 |
| DeVries | 2-6 | 1-4 | 4-4 | 2 | 5 | 1 | 9 |
| Daisy | 7-18 | 1-5 | 2-4 | 8 | 5 | 3 | 17 |
| Heying | 1-3 | 0-1 | 0-0 | 2 | 2 | 0 | 2 |
| Hawkins | 0-1 | 0-0 | 0-0 | 3 | 1 | 0 | 0 |
| Rice | 1-3 | 0-0 | 3-6 | 2 | 1 | 0 | 5 |
| Sims | 2-4 | 0-0 | 3-7 | 8 | 3 | 0 | 7 |
| TOTALS | 21-54 | 8-23 | 21-33 | 41 | 28 | 8 | 71 |

Drake 82

| Player | FG-FGA | |
|--------|--------|--|
|--------|--------|--|

Northern Iowa

RECORDS



Inside

65 1,000-Point Club

.....66 Panther Individual Records

67 Panther Team Records

.....68-70 Annual Statistical Leaders

71 NCAA Tournament Records

.....72-73 MVC & NCAA
Postseason Box Scores

NORTHERN IOWA'S 1,000 POINT CLUB

1,000-POINT

| | |
|----------------------------------|-------|
| 1. Jason Reese (1986-90) | 2,033 |
| 2. Randy Krayenbrink (1982-86) | 2,004 |
| 3. Bill McCoy (1969-73) | 1,713 |
| 4. Ron Lemons (1976-79) | 1,476 |
| 5. Cam Johnson (1989-94) | 1,286 |
| 6. Ken Huelman (1975-79) | 1,275 |
| 7. Troy Muilenburg (1987-91) | 1,251 |
| 8. Dale Turner (1988-92) | 1,250 |
| 9. Pete Spoden (1960-64) | 1,239 |
| 10. Craig Knepe (1963-66) | 1,200 |
| 11. Cedrick McCullough (1988-92) | 1,158 |
| 12. Randy Blocker (1992-94) | 1,154 |
| 13. Maurice Newby (1986-91) | 1,147 |
| 14. Rod Underwood (1977-81) | 1,126 |
| 15. Norm Jespersen (1946-49) | 1,099 |
| 16. Jerry Holbrook (1959-62) | 1,045 |
| 17. Howie Pigg (1951-55) | 1,041 |
| 18. Greg McDermott (1984-88) | 1,033 |
| 19. Dick Beetsch (1952-56) | 1,029 |
| 20. John Martin (1967-70) | 1,027 |
| 21. Jerry Waugh (1966-68) | 1,009 |

500-POINT CLUB

| | |
|------------------------------------|-----|
| 22. Joseph Ferguson (1971-75) | 999 |
| 23. Randy Beilke (1960-63) | 962 |
| 24. Mark Long (1975-79) | 959 |
| 25. Ron Jessen (1962-65) | 926 |
| 26. Bill Jones (1977-81) | 915 |
| 27. Duane Josephson (1961-64) | 913 |
| 28. Steve Phyfe (1987-90) | 912 |
| 29. Mike Kemp (1975-79) | 895 |
| 30. Jim Jackson (1958-60) | 891 |
| 31. Steve Peters (1976-81) | 861 |
| 32. Ray Storck (1979-83) | 851 |
| 33. Tony Hauptert (1977-81) | 818 |
| 34. Walt Kochneff (1946-50) | 811 |
| 35. Nick Nurse (1985-89) | 801 |
| 36. Brian Bestul (1969-73) | 791 |
| 37. Skip Anderson (1967-70) | 744 |
| 38. Frank Stotts (1956-59) | 738 |
| 39. Scott Stafford (1983-85) | 730 |
| 40. Ron LaFrentz (1957-60) | 723 |
| 41. Darrell Timion (1969-73) | 722 |
| 42. Jay Block (1980-84) | 718 |
| 43. Herbert King (1980-84) | 711 |
| 44. Darrell Jesse (1966-69) | 673 |
| 45. Bob Waller (1959-62) | 662 |
| 46. Dwayne Jackson (1979-84) | 656 |
| 47. Van Combs (1945-49) | 642 |
| 48. Bill Runchey (1972-75) | 630 |
| 49. Del Nicklaus (1953-56) | 604 |
| 50. Ray Nissen (1954-56) | 590 |
| 51. Mark Enright (1975-78) | 585 |
| 51. Brent Carmichael (1981-83) | 585 |
| 53. Dean Jensen (1957-60) | 584 |
| 54. Mike Pijanowski (1981-84) | 555 |
| 55. Jason Daisy (1992-93, 1994-95) | 525 |



PANTHER TEAM RECORDS

WINS-LOSSES

Most Games, Season: 32, 1989-90; 1990-91
Fewest Games, Season: 19, 1955-56
Wins, Season: 23 (27 games), 1963-64; (32 games), 1989-90
Losses, Season: 22 (26 games), 1973-74
Consecutive Wins, Consecutive Seasons: 14, 1962-63; 1963-64
Consecutive Losses, Season: 10, 1973-74
Road Win Streak: 6, 1963-64
Road Losing Streak: 17, 1973-75; 10, 1973-74; 1976-77
Home Win Streak: 20, 1961-65; 14, 1988-89
Home Losing Streak: 4, 1973-74
Consecutive Win Streak, Season: 10, 1963-64
Consecutive Losing Streak, Consecutive Seasons: 10, 1981-83; 9, 1974-75
Highest Winning Percentage, Season: .792, 1961-62 (19-5)
Lowest Winning Percentage, Season: .154, 1973-74 (4-22)
Best Conference Record, Season: 9-1, 1963-64
Worst Conference Record, Season: 1-13, 1973-74
Most Conference Games Won, Season: 11, 1960-61
Most Conference Games Lost, Season: 14, 1994-95
Most Overtimes: 6 (vs. North Dakota State), 1958-59

POINTS

Game: 126 (vs. Eastern Illinois), 1987-88 (4 OT)
Against, Game: 123 (vs. Iowa State), 1974-75
Season: 2,493 (32 games), 1989-90
Against, Season: 2,328 (32 games), 1989-90
Both Teams, Game: 247 (UNI 126, Eastern Illinois 121, 4 OT), 1987-88
Most Points Scored in a Half: 65 (vs. Stephen F. Austin), 1989-90
Most Points Scored on the Road: 106 (vs. Wartburg), 1964-65
Highest Average, Season: 88.1 (22 games), 1967-68
Highest Average Allowed, Season: 86.5, 1970-71
Biggest Margin, For: 64 (UNI 96, Grinnell 32), 1945-46
Biggest Margin, Against: 53 (Iowa State 123, UNI 70), 1974-75
Most Consecutive 70-or-More-Point Games: 18, 1987-88, 1988-89
Most Consecutive 80-or-More-Point Games: 4, Several Times, 1987-88, 1988-89
Most Consecutive 90-or-More-Point Games: 2, 1988-89; 1993-94
Most Points Scored in a Losing Game: 101 (vs. Armstrong State) 1978-79
Fewest Points Scored in a Winning Game: 39 (vs. North Dakota State) 1951-52
Fewest Points Scored in a Losing Game: 39 (at Illinois State) 1981-82

FIELD GOALS

FGs Made, Game: 47 (vs. Eastern Illinois) 1987-88
Season: 924 (32 games) 1989-90
FGs Attempted, Game: 98 (vs. Eastern Illinois), 1987-88
Season: 1849 (32 games) 1989-90
Highest FG Percentage, Game: .732 (vs. Cleveland State), 1985-86
Season: .510, 1978-79
Highest FG Percentage Allowed, Season: .531, 1973-74

FREE THROWS

FTs Made, Game: 42 (vs. Morningside), 1961-62
Season: 617, 1970-71
Highest FT Percentage, Game: 1.000 (15-15, vs. Western Illinois), 1986-87
Season: .769, 1986-87
FTs Allowed, Game: 41 (Southwest Missouri State), 1987-88
Season: 514, 1994-95
FTs Attempted, Game: 56 (vs. South Dakota), 1970-71
Season: 887, 1970-71
FT Attempts Allowed, Game: 55 (Nebraska), 1994-95
Season: 752, 1969-70

3-POINT FIELD GOALS

3-Point FGs Made, Game: 11 (vs. Valparaiso), 1989-90; (vs. Nevada) 1990-91
Season: 167, 1990-91
3-Point FGs Attempted, Game: 29 (vs. Illinois State), 1994-95
Season: 476, 1990-91
3-Point FG Percentage, Game: 1.000 (vs. William Penn, 4-4), 1987-88
Season: .422 (108-256), 1986-87
3-Point FGs Allowed, Game: 12 (vs. Valparaiso), 1987-88
Season: 140, 1989-90
Highest 3-Point FG Percentage Allowed, Game: 1.000 (Wisconsin-Green Bay, 5-5), 19

REBOUNDS

Game: 83 (vs. South Dakota State), 1959-60
Season: 1,409 (23 games), 1959-60
Most Rebounds Allowed, Game: 74 (North Dakota), 1957-58
Season: 1,369, 1963-64
Highest Rebound Average, Season: 61.3, 1959-60
Highest Rebound Average Allowed, Season: 50.9, 1967-68

FOULS

Game: 36 (vs. Nebraska), 1994-95
Season: 635, 1982-83
Most Disqualifications, Season: 28, 1962-63

ASSISTS

Game: 32 (vs. South Dakota State), 1976-77
Season: 505, 1988-89
Assists Allowed, Game: 35 (Augustana), 1976-77
Season: 464, 1977-78

TURNOVERS

Most Turnovers, Game: 38 (vs. Central Missouri State), 1973-74

STEALS

Game: 25 (vs. Drake), 1983-84
Season: 243, 1982-83
Steals Allowed, Game: 23 (Iowa), 1994-95
Season: 239, 1994-95

BLOCKED SHOTS

Game: 15 (vs. Cleveland State), 1983-84
Season: 115, 1993-94
Blocked Shots Allowed, Game: 14 (Southwest Missouri State), 1989-90
Season: 464, 1977-78

PANTHER INDIVIDUAL RECORDS

POINTS

Game: 40, Jerry Waugh (vs. North Dakota), 1967-68; Cam Johnson (vs. Drake), 1993-94
 Season: 645, Randy Blocker, 1993-94
 Career: 2,033, Jason Reese, 1985-90
 Highest Scoring Average, Season: 23.0, Randy Blocker, 1993-94
 Highest Scoring Average, Career: 20.8 (1,019 pts.), Jerry Waugh, 1966-69

FIELD GOALS

FGs Made, Game: 16, Craig Knepp (vs. South Dakota State), 1964-65; Jason Reese (vs. Southern Methodist), 1988-89
 Season: 240, Randy Kraayenbrink, 1984-85; Jason Reese, 1988-89
 Career: 764, Jason Reese, 1985-90
 Highest Percentage, Game: 1.000 (10-10), Jim Davis (vs. Westmar), 1973-74
 Highest Percentage, Season: .675, Ray Storck, 1984-85
 Highest Percentage, Career: .616 (186-302), Jason Sims, 1992-95

FGs Attempted, Season: 503, Randy Blocker, 1993-94
 Career: 1,401, Jason Reese (1985-90)

FREE THROWS

FTS Made, Game: 19, Bill McCoy (vs. Bemidji), 1970-71
 Season: 212, Bill McCoy, 1970-71
 Career: 579, Bill McCoy, 1969-73
 Consecutive Games: 30, Jason Reese, 1989-90
 Consecutive: 32, Bill McCoy, 1971-72
 Highest Percentage, Game: 1.000 (15-15), Scott Stafford (vs. Western Illinois), 1984-85
 Highest Percentage, Season (min. 50 made): .874 (104-119), Dale Turner (1991-92)
 Highest Percentage (min. 150 made), Career: .856 (149-174), Maurice Newby, 1987-88, 1990-91; .834, Troy Muilenburg (237- 284), 1987, 1989-91

FTs Attempted, Game: 21, Paul Balcom (vs. Macalester), 1962-63
 Season: 274, Bill McCoy, 1970-71
 Career: 762, Bill McCoy, 1970-73

3-POINT FIELD GOALS

3-Point FGs Made, Game: 8, Cam Johnson (vs. Drake), 1993-94
 Season: 73, Cam Johnson, 1993-94
 Career: 170, Nick Nurse, 1986-89
 Highest Percentage, Game (min. 5 made): .833 (5-6), Maurice Newby (vs. Valparaiso), 1989-90
 Highest Percentage, Season (min. 30 att.): .547 (29-53), Cam Johnson, 1992-93
 3-Point FGs Attempted, Game: 13, Cam Johnson (vs. Drake), 1993-94
 Season: 189, Cam Johnson, 1993-94
 Career: 387, Maurice Newby, 1986-91
 Most Consecutive Games Scoring 3-Pt. Goals: 27, Nick Nurse (Feb. 23, 1987-Feb. 20, 1988)

REBOUNDS

Game: 34, Pete Spoden (vs. Winona State), 1960-61
 Season: 261, Troy Muilenburg, 1990-91
 Career: 1,104, Pete Spoden, 1960-64
 Highest Average, Season: 18.2, Jim Jackson, 1958-59
 Highest Average, Career: 15.8 (1,104), Pete Spoden, 1960-62, 1964

FOULS

Season: 107, Bill runchey, 1974-75
 Disqualifications, Season: 12, Bill Jones, 1980-81

ASSISTS

Game: 15, Jay Imhoff, 1979-80
 Season: 152, Dale Turner, 1989-90
 Career: 520, Dale Turner, 1989-92
 Highest Average, Season: 5.8, Jay Imhoff, 1979-80
 Highest Average, Career: 4.4, Dale Turner, 1989-92

STEALS

Game: 9, Cam Johnson (vs. St. Bonaventure), 1992-93
 Season: 100, Brent Carmichael, 1982-83

BLOCKED SHOTS

Game: 8, Scott Stafford (vs. Cleveland State), 1983-84
 Season: 51, Scott Stafford, 1983-84



PANTHERS' ANNUAL STATISTICAL LEADERS

SCORING (1950-95)

| YEAR | PLAYER | GMS | PTS | AVG. |
|------|--------------------|-----|-----|------|
| 1995 | Jason Daisy | 28 | 412 | 14.7 |
| 1994 | Randy Blocker | 28 | 645 | 23.0 |
| 1993 | Randy Blocker | 27 | 509 | 18.9 |
| 1992 | Dale Turner | 28 | 386 | 13.8 |
| 1991 | Troy Muilenburg | 32 | 428 | 13.4 |
| 1990 | Jason Reese | 32 | 638 | 19.9 |
| 1989 | Jason Reese | 28 | 623 | 22.3 |
| 1988 | James Parker | 26 | 378 | 14.5 |
| 1987 | Greg McDermott | 28 | 387 | 13.8 |
| 1986 | Scott Plondke | 26 | 428 | 16.5 |
| 1985 | Randy Kraayenbrink | 28 | 587 | 21.0 |
| 1984 | Randy Kraayenbrink | 26 | 481 | 18.5 |
| 1983 | Randy Kraayenbrink | 31 | 384 | 12.4 |
| 1982 | Ray Storck | 27 | 362 | 13.4 |
| 1981 | Rod Underwood | 26 | 348 | 13.4 |
| 1980 | Rod Underwood | 25 | 376 | 15.0 |
| 1979 | Ron Lemons | 29 | 472 | 16.3 |
| 1978 | Ron Lemons | 27 | 436 | 16.1 |
| 1977 | Ron Lemons | 27 | 426 | 15.8 |
| 1976 | Mark Enright | 20 | 328 | 16.4 |
| 1975 | Bill Runchey | 26 | 322 | 12.4 |
| 1974 | Joe Ferguson | 26 | 323 | 12.4 |
| 1973 | Bill McCoy | 24 | 454 | 18.9 |
| 1972 | Bill McCoy | 23 | 454 | 19.7 |
| 1971 | Bill McCoy | 26 | 550 | 21.2 |
| 1970 | John Martin | 25 | 475 | 19.0 |
| 1969 | X | X | X | X |
| 1968 | Jerry Waugh | 22 | 515 | 22.4 |
| 1967 | Jerry Waugh | 22 | 445 | 20.2 |
| 1966 | X | X | X | X |
| 1965 | Craig Knepe | 23 | 459 | 19.9 |
| 1964 | Duane Josephson | 27 | 455 | 16.8 |
| 1963 | Duane Josephson | 23 | 421 | 18.3 |
| 1962 | Pete Spoden | 24 | 485 | 20.3 |
| 1961 | Jerry Holbrook | 21 | 321 | 15.3 |
| 1960 | Jerry Holbrook | 23 | 325 | 14.1 |
| 1959 | Jim Jackson | 23 | 310 | 13.5 |
| 1958 | Dennis Filliman | 23 | 274 | 11.9 |
| 1957 | Frank Stotts | 21 | 320 | 15.2 |

| | | | | |
|------|----------------|----|-----|------|
| 1956 | Dick Beetsch | 19 | 262 | 13.8 |
| 1955 | Howard Pigg | 21 | 455 | 21.7 |
| 1954 | Dick Beetsch | 21 | 275 | 13.1 |
| 1953 | X | X | X | X |
| 1952 | Howard Pigg | 23 | 356 | 15.5 |
| 1951 | Dick Garth | 23 | 359 | 15.6 |
| 1950 | Norm Jespersen | 21 | 393 | 18.7 |

X-Statistics Unavailable

3-POINT FIELD GOALS MADE (1987-95)

| YEAR | PLAYER | GMS | 3-PTS MADE-ATT | % |
|------|-----------------|-----|----------------|------|
| 1995 | Darian DeVries | 26 | 25-65 | .385 |
| 1994 | Cam Johnson | 28 | 73-189 | .386 |
| 1993 | Cam Johnson | 26 | 29-53 | .547 |
| 1992 | Louis Armstrong | 26 | 41-116 | .354 |
| 1991 | Maurice Newby | 31 | 56-156 | .359 |
| 1990 | Troy Muilenburg | 32 | 49-131 | .374 |
| 1989 | Nick Nurse | 28 | 61-139 | .439 |
| 1988 | Nick Nurse | 28 | 72-145 | .497 |
| 1987 | Nick Nurse | 28 | 37-79 | .468 |

ASSISTS (1973-95)


| YEAR | PLAYER | GMS | ASSTS | AVG |
|------|--------------------|-----|-------|------|
| 1995 | Sredrick Robinson | 28 | 82 | 2.9 |
| 1994 | Brian Carpenter | 29 | 89 | 3.06 |
| 1993 | Ed Madlock | 27 | 66 | 2.44 |
| 1992 | Dale Turner | 28 | 94 | 3.36 |
| 1991 | Dale Turner | 29 | 146 | 5.03 |
| 1990 | Dale Turner | 32 | 152 | 4.75 |
| 1989 | Dale Turner | 28 | 128 | 4.57 |
| 1988 | Nick Nurse | 28 | 99 | 3.54 |
| 1987 | Nick Nurse | 28 | 94 | 3.36 |
| 1986 | Randy Kraayenbrink | 27 | 70 | 2.59 |
| 1985 | Rob Williams | 28 | 118 | 4.21 |
| 1984 | Rob Williams | 28 | 144 | 5.14 |
| 1983 | Brent Carmichael | 31 | 126 | 4.06 |
| 1982 | Brent Carmichael | 27 | 83 | 3.07 |
| 1981 | Rod Underwood | 26 | 82 | 3.15 |
| 1980 | Jay Imhoff | 24 | 140 | 5.83 |
| 1979 | Mike Kemp | 29 | 88 | 3.03 |
| 1978 | Mark Long | 27 | 114 | 4.22 |
| 1977 | Mark Long | 27 | 99 | 3.67 |
| 1976 | Mark Long | 25 | 89 | 3.56 |
| 1975 | Joe Ferguson | 26 | 86 | 3.31 |
| 1974 | X | X | X | X |
| 1973 | Joe Ferguson | 24 | 81 | 3.38 |



HOWARD PIGG




TROY MUILENBURG




MARK LONG



PETE SPODEN



JAY BLOCK



BILL JONES

STEALS (1979-95)

| YEAR | PLAYER | GMS | STLS | AVG |
|------|------------------|-----|------|------|
| 1995 | Jason Daisy | 28 | 43 | 1.54 |
| 1994 | Randy Blocker | 28 | 49 | 1.75 |
| 1993 | Cam Johnson | 26 | 58 | 2.23 |
| 1992 | Dale Turner | 28 | 40 | 1.43 |
| 1991 | Troy Muilenburg | 32 | 44 | 1.38 |
| 1990 | Dale Turner | 32 | 34 | 1.06 |
| 1989 | Nick Nurse | 28 | 35 | 1.25 |
| 1988 | Nick Nurse | 28 | 53 | 1.89 |
| 1987 | Nick Nurse | 28 | 47 | 1.68 |
| 1986 | Rob Williams | 27 | 37 | 1.37 |
| 1985 | Rob Williams | 28 | 48 | 1.71 |
| 1984 | Rob Williams | 28 | 42 | 1.50 |
| 1983 | Brent Carmichael | 31 | 100 | 3.23 |
| 1982 | Brent Carmichael | 27 | 80 | 2.96 |
| 1981 | Jay Block | 27 | 27 | 1.00 |
| 1980 | Jay Imhoff | 24 | 39 | 1.63 |
| 1979 | Mike Kemp | 29 | 32 | 1.10 |

REBOUNDS (1954-95)

| YEAR | PLAYER | GMS | REBS | AVG |
|------|--------------------|-----|------|------|
| 1995 | Jon Ellis | 28 | 154 | 5.5 |
| 1994 | Randy Blocker | 28 | 215 | 7.7 |
| 1993 | Randy Blocker | 27 | 195 | 7.2 |
| 1992 | Cedrick McCullough | 26 | 120 | 4.6 |
| 1991 | Troy Muilenburg | 32 | 261 | 8.2 |
| 1990 | Jason Reese | 32 | 259 | 8.1 |
| 1989 | Jason Reese | 28 | 199 | 7.1 |
| 1988 | James Parker | 26 | 147 | 5.7 |
| 1987 | Greg McDermott | 28 | 179 | 6.4 |
| 1986 | Scott Plondke | 26 | 169 | 6.5 |
| 1985 | Scott Stafford | 28 | 244 | 8.7 |
| 1984 | Scott Stafford | 28 | 191 | 6.8 |
| 1983 | Brent Carmichael | 31 | 151 | 4.9 |
| 1982 | Jay Block | 27 | 151 | 5.6 |
| 1981 | Bill Jones | 26 | 150 | 5.8 |
| 1980 | Bill Jones | 25 | 155 | 6.2 |
| 1979 | Ron Lemons | 29 | 247 | 8.5 |
| 1978 | Ron Lemons | 27 | 210 | 7.8 |
| 1977 | Ron Lemons | 27 | 223 | 8.3 |
| 1976 | Mark Enright | 20 | 210 | 10.5 |
| 1975 | Bill Runchey | 26 | 186 | 7.2 |
| 1974 | Bill Runchey | 26 | 169 | 6.5 |
| 1973 | Darrell Timion | 23 | 183 | 7.9 |
| 1972 | Randy Beilke | 23 | 178 | 7.7 |
| 1971 | Darrell Timion | 26 | 223 | 8.6 |
| 1970 | John Martin | 25 | 253 | 10.1 |
| 1969 | X | X | X | X |
| 1968 | Ken Huelman | 22 | 261 | 11.9 |
| 1967 | Ken Huelman | 22 | 281 | 12.8 |
| 1966 | X | X | X | X |
| 1965 | Craig Knepe | 27 | 234 | 8.6 |
| 1964 | Craig Knepe | 27 | 234 | 8.6 |
| 1963 | Dick Savage | 23 | 174 | 7.6 |
| 1962 | Pete Spoden | 24 | 357 | 14.9 |
| 1961 | Pete Spoden | 21 | 365 | 17.4 |
| 1960 | Jim Jackson | 23 | 392 | 17.0 |
| 1959 | Jim Jackson | 23 | 418 | 18.2 |
| 1958 | Clark McCleary | 23 | 219 | 9.5 |
| 1957 | Clark McCleary | 22 | 219 | 10.0 |
| 1956 | Del Nicklaus | 19 | 282 | 14.8 |
| 1955 | Ray Nissen | 22 | 255 | 11.6 |
| 1954 | Lou Paulsen | 20 | 147 | 7.3 |

BLOCKED SHOTS (1979-95)

| YEAR | PLAYER | GMS | BS | AVG |
|------|----------------|-----|----|------|
| 1995 | Jason Sims | 28 | 43 | 1.54 |
| 1994 | Randy Blocker | 28 | 29 | 1.03 |
| | Jason Sims | 29 | 29 | 1.0 |
| 1993 | Brian Jones | 26 | 14 | 1.86 |
| 1992 | Troy Vaughn | 26 | 15 | 0.58 |
| | Terry Merfeld | 16 | 15 | 0.94 |
| 1991 | Nick Pace | 28 | 12 | 0.43 |
| 1990 | Steve Phyfe | 31 | 26 | 0.84 |
| 1989 | Steve Phyfe | 28 | 25 | 0.89 |
| 1988 | Steve Phyfe | 28 | 15 | 0.54 |
| 1987 | Greg McDermott | 28 | 23 | 0.82 |
| 1986 | Greg McDermott | 27 | 13 | 0.48 |
| 1985 | Scott Stafford | 28 | 34 | 1.21 |
| 1984 | Scott Stafford | 28 | 51 | 1.82 |
| 1983 | Ray Storck | 31 | 36 | 1.16 |
| 1982 | Herbert King | 27 | 26 | 0.96 |
| 1981 | Bill Jones | 26 | 18 | 0.69 |
| 1980 | Bill Jones | 25 | 28 | 1.12 |
| 1979 | Ron Lemons | 29 | 20 | 0.69 |

FIELD GOAL PERCENTAGE (1950-95)

| YEAR | PLAYER | GMS | FG-FGA | % |
|------|--------------------|-----|---------|------|
| 1995 | Jason Sims | 28 | 121-188 | .644 |
| 1994 | Jason Sims | 29 | 60-103 | .583 |
| 1993 | Randy Blocker | 27 | 201-393 | .512 |
| 1992 | Jon Ellis | 28 | 49-98 | .500 |
| 1991 | Cedrick McCullough | 32 | 154-306 | .503 |
| 1990 | Steve Phyfe | 31 | 108-182 | .593 |
| 1989 | Steve Phyfe | 28 | 161-265 | .608 |
| 1988 | Greg McDermott | 28 | 117-194 | .603 |
| 1987 | Greg McDermott | 28 | 148-248 | .597 |
| 1986 | Greg McDermott | 27 | 96-165 | .582 |

| | | | | |
|------|-----------------|----|---------|------|
| 1985 | Nathan Harris | 18 | 54-96 | .563 |
| 1984 | Jay Block | 28 | 92-163 | .564 |
| 1983 | Jay Block | 31 | 83-159 | .522 |
| 1982 | Ray Storck | 27 | 147-273 | .538 |
| 1981 | Steve Peters | 26 | 97-191 | .508 |
| 1980 | Ray Storck | 22 | 30-48 | .625 |
| 1979 | Ron Lemons | 29 | 196-335 | .585 |
| 1978 | Ron Lemons | 27 | 191-351 | .544 |
| 1977 | Ron Lemons | 27 | 185-386 | .519 |
| 1976 | Randy Podhaski | 26 | 88-174 | .505 |
| 1975 | Randy Podhaski | 26 | 122-240 | .508 |
| 1974 | Randy Podhaski | 19 | 43-77 | .558 |
| 1973 | Randy Beilke | 24 | 89-175 | .505 |
| 1972 | Randy Beilke | 23 | 103-198 | .520 |
| 1971 | Brian Bestul | 25 | 115-238 | .483 |
| 1970 | Bill McCoy | 24 | 87-186 | .467 |
| 1969 | X | X | X | X |
| 1968 | Ken Huelman | 22 | 139-280 | .496 |
| 1967 | Jerry Waugh | 22 | 178-342 | .520 |
| 1966 | X | X | X | X |
| 1965 | Craig Knepe | 23 | 177-324 | .546 |
| 1964 | Ron Jessen | 27 | 124-248 | .500 |
| 1963 | Dick Lowe | 22 | 53-110 | .482 |
| 1962 | Jerry Holbrook | 24 | 134-283 | .473 |
| 1961 | Ed Watt | 21 | 53 | 104 |
| .509 | | | | |
| 1960 | Jerry Holbrook | 23 | 119-277 | .430 |
| 1959 | Jim Jackson | 23 | 115-268 | .429 |
| 1958 | Gary Mohl | 19 | 25-59 | .424 |
| 1957 | Dennis Filliman | 21 | 57-132 | .432 |
| 1956 | Dick Strub | 18 | 20-42 | .476 |
| 1955 | Ray Nissen | 22 | 125-242 | .517 |
| 1954 | Lou Paulsen | 20 | 58-151 | .384 |
| 1953 | X | X | X | X |
| 1952 | Howard Pigg | 23 | 134-355 | .378 |
| 1951 | Bill Peterson | 23 | 100-293 | .341 |
| 1950 | Walt Kochneff | 21 | 116-291 | .399 |



CRAIG KNEPPE



BILL MCCOY

| | | | | |
|------|-----------------|----|---------|------|
| 1979 | Ron Lemons | 29 | 80-100 | .800 |
| 1978 | Phil Rilett | 25 | 16-21 | .761 |
| 1977 | Mark Long | 27 | 55-68 | .808 |
| 1976 | Mark Welsh | 26 | 82-106 | .773 |
| 1975 | Joe Ferguson | 26 | 55-67 | .821 |
| 1974 | Bill Barnhouse | 20 | 15-16 | .938 |
| 1973 | Bill McCoy | 24 | 140-175 | .800 |
| 1972 | Randy Beilke | 23 | 51-66 | .773 |
| 1971 | Bill McCoy | 26 | 212-274 | .774 |
| 1970 | Don Anderson | 25 | 35-47 | .745 |
| 1969 | X | X | X | X |
| 1968 | Don Anderson | 17 | 12-13 | .923 |
| 1967 | Jerry Waugh | 22 | 99-130 | .735 |
| 1966 | X | X | X | X |
| 1965 | Ron Jessen | 23 | 131-167 | .784 |
| 1964 | Craig Knepe | 27 | 88-116 | .758 |
| 1963 | Duane Josephson | 23 | 97-121 | .802 |
| 1962 | Jerry Holbrook | 24 | 131-166 | .789 |
| 1961 | Larry Timion | 19 | 16-21 | .762 |
| 1960 | Jerry Holbrook | 23 | 87-118 | .737 |
| 1959 | Jack Mully | 19 | 22-27 | .815 |
| 1958 | Frank Stotts | 20 | 72-104 | .692 |
| 1957 | Dennis Filliman | 21 | 59-76 | .776 |
| 1956 | Ray Nissen | 18 | 80-107 | .748 |
| 1955 | Howard Pigg | 21 | 137-172 | .797 |
| 1954 | Ken Nichols | 17 | 24-32 | .750 |
| 1953 | X | X | X | X |
| 1952 | Howard Pigg | 23 | 88-129 | .682 |
| 1951 | Howard Pigg | 23 | 58-81 | .716 |
| 1950 | Willard Gisel | 19 | 29-38 | .763 |

FREE THROW PERCENTAGE (1950-95)

| YEAR | PLAYER | GMS | FT-FTA | % |
|------|--------------------|-----|---------|------|
| 1995 | Darian DeVries | 26 | 44-53 | .830 |
| 1994 | Sean Rice | 25 | 20-24 | .833 |
| 1993 | Cam Johnson | 26 | 75-101 | .743 |
| 1992 | Dale Turner | 28 | 104-119 | .874 |
| 1991 | Maurice Newby | 31 | 29-33 | .879 |
| 1990 | Maurice Newby | 32 | 21-23 | .913 |
| 1989 | Scott Socha | 28 | 25-30 | .833 |
| 1988 | Mike Bailey | 28 | 29-33 | .879 |
| 1987 | Kirk Francis | 27 | 25-28 | .983 |
| 1986 | Nick Nurse | 27 | 17-20 | .850 |
| 1985 | Scott Stafford | 28 | 96-120 | .800 |
| 1984 | Randy Kraayenbrink | 26 | 115-141 | .816 |
| 1983 | Randy Kraayenbrink | 31 | 58-77 | .753 |
| 1982 | Ray Storck | 27 | 68-86 | .791 |
| 1981 | Rod Underwood | 26 | 58-67 | .866 |
| 1980 | Mike Clark | 25 | 28-32 | .875 |

UNI POSTSEASON MVC & NCAA TOURNAMENT RECORDS

INDIVIDUAL

Points — 31, Cam Johnson vs. Tulsa, March 6, 1994 (MVC)
Field Goals — 13, Duane Josephson vs. Southeast Missouri, March 11, 1964 (NCAA)
Field Goal Attempts — 24, Cam Johnson vs. Illinois State, March 5, 1994 (MVC)
Field Goal Percentage (min. 5 att.) — .800, Ron Lemons vs. Wisconsin-Green Bay, March 3, 1979 (8-10) (NCAA); Jason Reese vs. Minnesota, March 18, 1990 (NCAA)
Free Throws — 11, Craig Knepe vs. Mankato State, March 7, 1964 (NCAA); Ronald Jessen vs. Evansville, March 11, 1964 (NCAA)
Free Throw Attempts — 14, Ronald Jessen vs. Evansville, March 11, 1964 (NCAA)
Free Throws, No Misses — 6-6, Craig Knepe vs. Washington University, March 6, 1964 (NCAA)
Rebounds — 16, Pete Spoden vs. Hamline, March 9, 1962 (NCAA)

TEAM

Points — 93 vs. Southeast Missouri, March 11, 1964 (NCAA)
Opponent — 91, North Carolina A&T, March 13, 1964 (NCAA)
Field Goals — 35 vs. Southeast Missouri, March 11, 1964 (NCAA)
Opponent — 41, North Carolina A&T, March 13, 1964 (NCAA)
Field Goal Attempts — 79 vs. North Carolina A&T, March 13, 1964 (NCAA)
Opponent — 96, Evansville, March 12, 1964 (NCAA)
Field Goal Percentage — .538 (21-39) vs. Wisconsin-Green Bay, March 3, 1979 (NCAA)
Opponent — .564 (22-39), Illinois State, March 7, 1992 (MVC)
Free Throws — 23 vs. Tulsa, March 6, 1994 (MVC); vs. Mankato State, March 7, 1964 (NCAA); vs. Southeast Missouri, March 11, 1964 (NCAA)

Opponent — 28, Hamline, March 9, 1962 (NCAA)
Free Throw Attempts — 31 vs. Tulsa, March 6, 1994 (MVC)
Opponent — 37, Hamline, March 9, 1962 (NCAA)
Free Throw Percentage — .863 (19-22) vs. Washington University, March 6, 1964 (NCAA)
Opponent — .922 (12-13), Washington University, March 6, 1964 (NCAA)
Rebounds — 49 vs. Hamline, March 9, 1962 (NCAA)
Opponent — 70, Evansville, March 12, 1964 (NCAA)

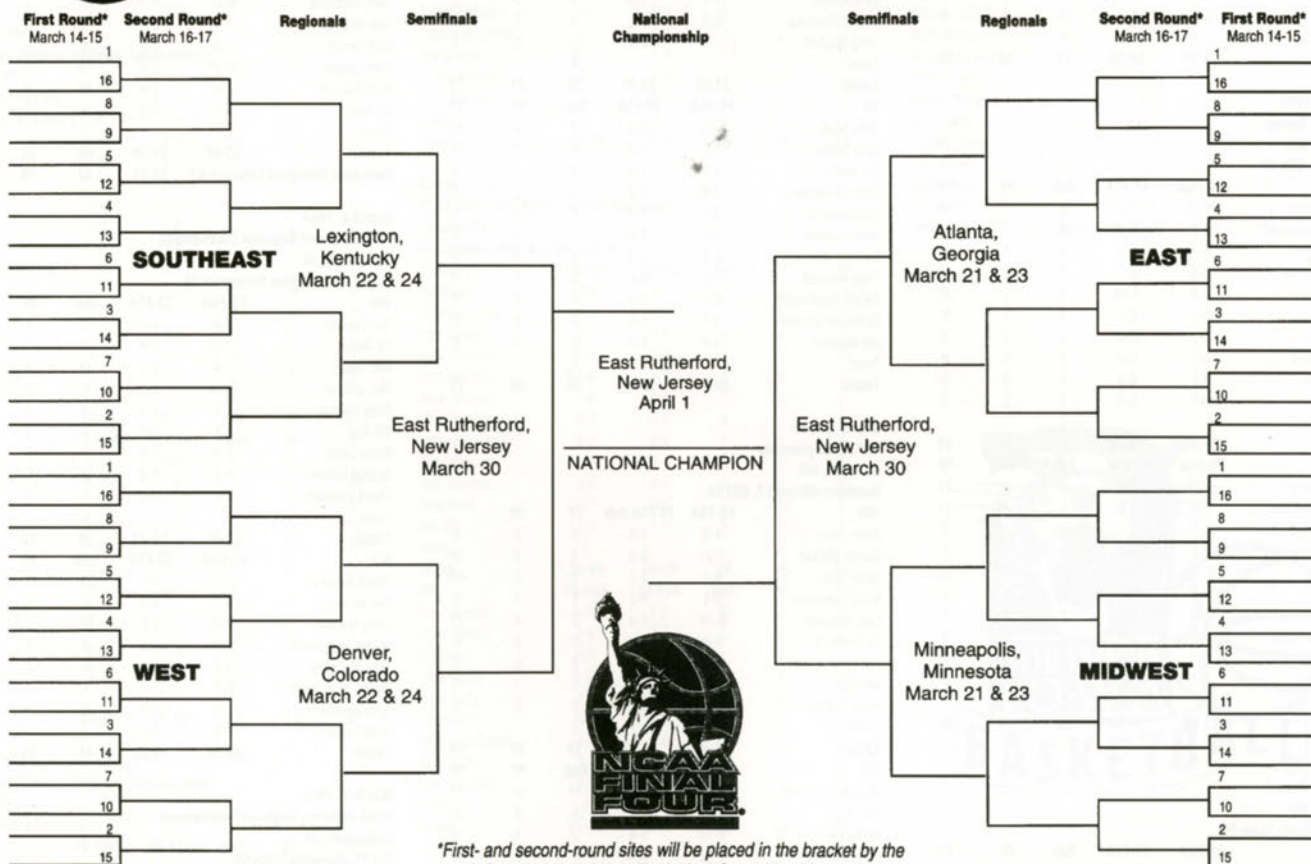
THE MVC IN POSTSEASON PLAY (as MVC member)

| Team | NIT | | | NCAA | | | Overall | |
|--------------------|------|-------|------|------|-----|------|---------|-------|
| | App. | W-L | Last | App. | W-L | Last | App. | W-L |
| Bradley | 14 | 23-10 | 1995 | 4 | 3-4 | 1988 | 18 | 26-14 |
| Creighton | 5 | 2-5 | 1990 | 5 | 2-5 | 1991 | 10 | 4-10 |
| Drake | 3 | 1-3 | 1986 | 3 | 5-3 | 1971 | 6 | 6-6 |
| Evansville* | 2 | 1-2 | 1994 | 3 | 1-4 | 1993 | 5 | 2-6 |
| Illinois State | 3 | 3-3 | 1995 | 4 | 2-4 | 1990 | 7 | 5-7 |
| Indiana State | 2 | 1-2 | 1978 | 1 | 4-1 | 1979 | 3 | 5-3 |
| Northern Iowa* | 0 | 0-0 | - | 1 | 1-1 | 1990 | 1 | 1-1 |
| Southern Illinois | 4 | 2-4 | 1992 | 4 | 1-4 | 1995 | 8 | 3-8 |
| Southwest Missouri | 2 | 3-2 | 1993 | 1 | 0-1 | 1992 | 3 | 3-3 |
| Tulsa | 7 | 5-6 | 1991 | 8 | 5-8 | 1995 | 15 | 10-14 |
| Wichita State | 7 | 1-7 | 1989 | 7 | 6-8 | 1988 | 14 | 7-15 |

*At Division I



1996 National Collegiate Division I Men's BASKETBALL CHAMPIONSHIP



UNI Postseason MVC & NCAA Box Scores

MVC

Missouri Valley Conference Post-Season History

Northern Iowa has competed in three Missouri Valley Conference post-season tournaments since joining the league. The Panthers advanced to the title game in 1994.

March 7, 1992

MVC First Round

St. Louis, MO

Illinois State 70, UNI 58

| UNI | FG-FGA | FT-FTA | Reb | PF | TP |
|--------------------|--------------|------------|-----------|-----------|-----------|
| Jon Ellis | 0-2 | 0-0 | 5 | 4 | 0 |
| Cedrick McCullough | 5-12 | 1-2 | 7 | 2 | 11 |
| Terry Merfeld | 0-0 | 1-2 | 1 | 0 | 1 |
| Dale Turner | 6-15 | 0-0 | 2 | 3 | 13 |
| Cam Johnson | 6-10 | 0-0 | 1 | 4 | 12 |
| Sean Rice | 6-13 | 0-0 | 2 | 4 | 12 |
| Brian Jones | 1-1 | 0-0 | 0 | 0 | 3 |
| Troy Vaughn | 0-2 | 0-2 | 0 | 3 | 0 |
| Louis Armstrong | 0-6 | 0-0 | 2 | 0 | 0 |
| Brian Carpenter | 1-1 | 2-2 | 2 | 1 | 4 |
| David Butler | 0-0 | 0-0 | 2 | 0 | 0 |
| Ed Madlock | 1-2 | 0-0 | 0 | 2 | 2 |
| John Holterhaus | 0-0 | 0-0 | 0 | 0 | 0 |
| Nick Pace | 0-0 | 0-1 | 0 | 0 | 0 |
| Team | | | 5 | | |
| Totals | 26-64 | 4-9 | 29 | 23 | 58 |

| ILSU | FG-FGA | FT-FTA | Reb | PF | TP |
|-----------------|--------------|--------------|-----------|-----------|-----------|
| Steve Fitch | 2-5 | 0-0 | 1 | 1 | 4 |
| Scott Taylor | 0-0 | 2-2 | 2 | 2 | 2 |
| Scott Fowler | 6-6 | 8-8 | 6 | 2 | 20 |
| Richard Thomas | 5-7 | 4-5 | 2 | 3 | 16 |
| Todd Wehmehner | 0-3 | 4-6 | 6 | 2 | 4 |
| Mike VandeGarde | 4-8 | 6-7 | 6 | 4 | 14 |
| Chad Altadonna | 2-2 | 0-0 | 2 | 2 | 4 |
| Brian Kern | 3-5 | 0-0 | 0 | 0 | 6 |
| Charles Barnes | 0-0 | 0-0 | 1 | 0 | 0 |
| Todd Kagel | 0-2 | 0-0 | 0 | 0 | 0 |
| Elvin Florez | 0-1 | 0-0 | 0 | 0 | 0 |
| Team | | | 6 | | |
| Totals | 22-39 | 24-28 | 31 | 16 | 70 |

March 6, 1993

MVC First Round

St. Louis, MO

Drake 63, UNI 59

| UNI | FG-FGA | FT-FTA | Reb | PF | TP |
|-----------------|--------------|--------------|-----------|-----------|-----------|
| Randy Blocker | 9-23 | 0-0 | 8 | 1 | 18 |
| Warren Vandeven | 0-0 | 0-0 | 0 | 2 | 0 |
| Greg Hammar | 4-7 | 0-1 | 6 | 4 | 8 |
| Brian Carpenter | 2-5 | 6-7 | 4 | 3 | 10 |
| Cam Johnson | 5-8 | 7-10 | 3 | 2 | 20 |
| Ed Madlock | 0-1 | 0-0 | 1 | 1 | 0 |
| Brian Jones | 1-2 | 0-0 | 2 | 1 | 3 |
| Terry Merfeld | 0-2 | 0-0 | 2 | 1 | 0 |
| Jason Daisy | 0-2 | 0-0 | 1 | 0 | 0 |
| Jon Ellis | 0-0 | 0-0 | 1 | 2 | 0 |
| Team | | | 2 | | |
| Totals | 21-50 | 13-18 | 30 | 17 | 59 |

| DU | FG-FGA | FT-FTA | Reb | PF | TP |
|-------------------|--------------|--------------|-----------|-----------|-----------|
| Darrin Dafney | 5-12 | 1-2 | 5 | 2 | 13 |
| William Celestine | 4-4 | 6-8 | 6 | 1 | 14 |
| Khary Stanley | 3-5 | 1-2 | 10 | 2 | 7 |
| Clayton Allen | 0-2 | 0-0 | 0 | 2 | 0 |
| Curt Smith | 6-16 | 4-4 | 4 | 3 | 16 |
| Ray Slater | 1-2 | 0-0 | 2 | 2 | 2 |
| Jeff Allen | 2-6 | 4-4 | 1 | 2 | 9 |
| Aleksandar Surja | 0-0 | 0-0 | 0 | 0 | 0 |
| Marvin King | 0-0 | 0-0 | 0 | 1 | 0 |
| Brett Sherrill | 1-3 | 0-0 | 2 | 1 | 2 |
| Team | | | 2 | | |
| Totals | 22-50 | 16-20 | 32 | 16 | 63 |

March 5, 1994

MVC First Round

St. Louis, MO

UNI 84, Illinois State 70

| UNI | FG-FGA | FT-FTA | Reb | PF | TP |
|---------------|--------|--------|-----|----|----|
| Brian Jones | 2-5 | 2-2 | 4 | 2 | 7 |
| Randy Blocker | 11-22 | 8-10 | 9 | 2 | 30 |

| | | | | | |
|-----------------|-------|-----|---|---|----|
| Jason Sims | 0-0 | 0-0 | 1 | 4 | 0 |
| Brian Carpenter | 4-7 | 2-2 | 4 | 2 | 12 |
| Cam Johnson | 10-24 | 0-0 | 0 | 1 | 23 |
| Ed Madlock | 1-2 | 3-4 | 4 | 3 | 5 |
| Jon Ellis | 0-0 | 1-2 | 2 | 3 | 1 |
| John Holterhaus | 1-2 | 2-2 | 2 | 3 | 4 |
| Sean Rice | 0-0 | 2-2 | 3 | 1 | 2 |
| Seth Anderson | 0-0 | 0-0 | 0 | 0 | 0 |
| Terry Merfeld | 0-0 | 0-0 | 0 | 0 | 0 |
| Team | | | 1 | | |

| Totals | 29-62 | 20-24 | 30 | 21 | 84 |
|-----------------|--------------|--------------|-----------|-----------|-----------|
| ILSU | FG-FGA | FT-FTA | Reb | PF | TP |
| Scott Taylor | 4-5 | 0-3 | 3 | 2 | 8 |
| Mike VandeGarde | 5-7 | 7-11 | 5 | 2 | 17 |
| Thomas Hunter | 3-7 | 4-6 | 7 | 2 | 10 |
| David Cason | 6-11 | 1-1 | 6 | 4 | 13 |
| Todd Wehmehner | 1-3 | 2-2 | 3 | 5 | 4 |
| Chad Altadonna | 4-4 | 0-0 | 2 | 0 | 10 |
| Charles Barnes | 2-5 | 0-0 | 1 | 1 | 6 |
| Jon Litwiler | 1-1 | 0-0 | 1 | 2 | 2 |
| Brian Kern | 0-2 | 0-0 | 1 | 0 | 0 |
| Greg Hill | 0-0 | 0-0 | 0 | 0 | 0 |
| Antonio Cooper | 0-3 | 0-0 | 1 | 3 | 0 |
| Ryan Weichman | 0-0 | 0-0 | 0 | 0 | 0 |
| Jay Phifer | 0-0 | 0-0 | 0 | 0 | 0 |
| Andy Porter | 0-0 | 0-0 | 0 | 0 | 0 |
| Team | | | 2 | | |
| Totals | 26-48 | 14-23 | 32 | 21 | 70 |

March 6, 1994

MVC Second Semifinals

St. Louis, MO

UNI 79, Tulsa 73

| UNI | FG-FGA | FT-FTA | Reb | PF | TP |
|-----------------|--------------|--------------|-----------|-----------|-----------|
| Brian Jones | 1-6 | 7-8 | 7 | 4 | 9 |
| Randy Blocker | 9-19 | 3-3 | 6 | 4 | 24 |
| Jason Sims | 0-1 | 2-2 | 4 | 2 | 2 |
| Brian Carpenter | 2-4 | 4-4 | 2 | 1 | 8 |
| Cam Johnson | 11-20 | 6-8 | 4 | 4 | 31 |
| Ed Madlock | 1-1 | 1-4 | 1 | 2 | 3 |
| John Holterhaus | 0-1 | 0-2 | 4 | 3 | 0 |
| Terry Merfeld | 1-1 | 0-0 | 2 | 0 | 2 |
| Team | | | 4 | | |
| Totals | 25-53 | 23-31 | 36 | 21 | 79 |

| TU | FG-FGA | FT-FTA | Reb | PF | TP |
|------------------|--------------|--------------|-----------|-----------|-----------|
| Shea Seals | 5-11 | 0-0 | 9 | 2 | 12 |
| Gary Collier | 13-21 | 5-7 | 6 | 3 | 35 |
| J.R. Rollo | 3-8 | 1-3 | 4 | 3 | 7 |
| Alvin Williamson | 1-4 | 2-2 | 4 | 2 | 5 |
| Lou Dawkins | 3-8 | 1-1 | 4 | 4 | 7 |
| Kevin Grawer | 1-2 | 0-0 | 1 | 1 | 2 |
| Kwanza Johnson | 2-6 | 1-3 | 3 | 4 | 5 |
| Craig Hernadi | 0-0 | 0-0 | 0 | 1 | 0 |
| Rafael Maldonado | 0-0 | 0-1 | 4 | 3 | 0 |
| DeWayne Bonner | 0-1 | 0-0 | 0 | 0 | 0 |
| Jay Malham | 0-0 | 0-0 | 0 | 1 | 0 |
| Team | | | 0 | | |
| Totals | 28-61 | 10-17 | 35 | 24 | 73 |

March 7, 1994

MVC Championship

St. Louis, MO

Southern Illinois 77, UNI 74

| UNI | FG-FGA | FT-FTA | Reb | PF | TP |
|-----------------|--------------|--------------|-----------|-----------|-----------|
| Brian Jones | 4-8 | 0-0 | 8 | 3 | 9 |
| Randy Blocker | 7-21 | 3-3 | 6 | 3 | 18 |
| Jason Sims | 4-6 | 2-2 | 3 | 5 | 10 |
| Brian Carpenter | 3-5 | 3-5 | 5 | 3 | 9 |
| Cam Johnson | 8-19 | 7-9 | 2 | 4 | 25 |
| Ed Madlock | 0-0 | 0-0 | 0 | 0 | 0 |
| John Holterhaus | 1-1 | 1-2 | 6 | 0 | 3 |
| Jon Ellis | 0-0 | 0-0 | 1 | 1 | 0 |
| Terry Merfeld | 0-0 | 0-0 | 0 | 0 | 0 |
| Team | | | 2 | | |
| Totals | 27-60 | 16-21 | 33 | 19 | 74 |

| SIU | FG-FGA | FT-FTA | Reb | PF | TP |
|-----------------|--------|--------|-----|----|----|
| Marcus Timmons | 5-7 | 4-6 | 11 | 2 | 14 |
| Chris Carr | 7-12 | 5-5 | 8 | 4 | 20 |
| Mirko Pavlovic | 6-10 | 1-4 | 2 | 3 | 15 |
| Chris Lowery | 4-12 | 3-4 | 5 | 2 | 12 |
| Paul Lusk | 5-13 | 3-5 | 2 | 3 | 14 |
| Scott Burzynski | 1-2 | 0-0 | 0 | 1 | 2 |

| | | | | | |
|--------------------|--------------|--------------|-----------|-----------|-----------|
| Ian Stewart | 0-0 | 0-0 | 1 | 1 | 0 |
| Marcus Patterson | 0-1 | 0-0 | 0 | 0 | 0 |
| Patrick Greathouse | 0-0 | 0-0 | 0 | 1 | 0 |
| Team | | | 5 | | |
| Totals | 28-57 | 16-24 | 34 | 17 | 77 |

NCAA

NCAA Post-Season History

Northern Iowa's last appearance in NCAA play came in 1990 when the Panthers went to the Division I playoffs for the first time. Prior to that appearance, their last NCAA tourney participation was in 1979 in the Division II playoffs.

March 9, 1962

NCAA Regional Tournament

Lincoln, NE

SCI 81, Hamline 68

| SCI | FG-FGA | FT-FTA | Reb | PF | TP |
|-----------------|--------------|--------------|-----------|-----------|-----------|
| Bob Waller | 6-13 | 2-2 | 4 | 4 | 14 |
| Ed Ware | 0-1 | 0-0 | 0 | 2 | 0 |
| Dick Savage | 3-6 | 0-0 | 2 | 3 | 6 |
| Duane Josephson | 0-0 | 0-0 | 0 | 0 | 0 |
| Jerry Holbrook | 7-14 | 2-2 | 4 | 4 | 16 |
| Ray Cull | 0-1 | 0-2 | 1 | 0 | 0 |
| Bob McCool | 1-4 | 0-0 | 1 | 5 | 2 |
| Dick Christy | 3-4 | 0-1 | 4 | 4 | 6 |
| Pete Spoden | 12-22 | 3-6 | 16 | 2 | 27 |
| Paul Balcom | 2-4 | 6-9 | 15 | 3 | 10 |
| Team | | | 2 | | |
| Totals | 34-69 | 13-22 | 49 | 27 | 81 |

Hamline Totals

| | | | | | |
|--|-------|-------|----|----|----|
| | 20-60 | 28-37 | 34 | 19 | 68 |
|--|-------|-------|----|----|----|

March 10, 1962

NCAA Regional Tournament

Lincoln, NE

Nebraska Wesleyan 78, SCI 77

| SCI | FG-FGA | FT-FTA | Reb | PF | TP |
|----------------|--------------|--------------|-----------|-----------|-----------|
| Bob Waller | 5-10 | 2-2 | 5 | 1 | 12 |
| Dick Savage | 2-5 | 0-0 | 2 | 4 | 4 |
| Jerry Holbrook | 9-17 | 4-7 | 6 | 2 | 22 |
| Bob McCool | 1-4 | 0-0 | 2 | 3 | 2 |
| Dick Christy | 3-4 | 3-3 | 4 | 4 | 9 |
| Pete Spoden | 10-20 | 2-4 | 14 | 4 | 22 |
| Paul Balcom | 3-6 | 0-4 | 10 | 4 | 6 |
| Ed Ware | 0-1 | 0-0 | 0 | 0 | 0 |
| Team | | | 5 | | |
| Totals | 33-67 | 11-20 | 48 | 22 | 77 |

Nebraska Wesleyan Totals

| | | | | | |
|--|-------|-------|----|----|----|
| | 27-67 | 24-31 | 42 | 16 | 78 |
|--|-------|-------|----|----|----|

March 6, 1964

NCAA Midwest Regional Tournament

Cedar Falls, IA

SCI 71, Washington University 56

| WU | FG-FGA | FT-FTA | Reb | PF | TP |
|---------------|--------------|--------------|-----------|-----------|-----------|
| Ray Cerskus | 3-8 | 2-2 | 2 | 4 | 8 |
| Ed Dancy | 7-17 | 4-4 | 7 | 2 | 18 |
| Ron Jones | 1-8 | 0-1 | 13 | 4 | 2 |
| Ron Jackson | 7-14 | 2-2 | 6 | 2 | 16 |
| Boyd Shelton | 2-7 | 4-4 | 3 | 4 | 8 |
| Bill Roe | 1-4 | 0-0 | 0 | 2 | 2 |
| Steve Levitt | 0-0 | 0-0 | 0 | 0 | 0 |
| George Kramer | 1-2 | 0-0 | 2 | 0 | 2 |
| Chuck Cobaugh | 0-0 | 0-0 | 1 | 0 | 0 |
| Team | | | 5 | | |
| Totals | 22-62 | 12-13 | 39 | 18 | 56 |

| SCI | FG-FGA | FT-FTA | Reb | PF | TP |
|-------------------|--------------|--------------|-----------|-----------|-----------|
| Chuck Nolting | 5-12 | 0-1 | 10 | 1 | 10 |
| Ron Jensen | 4-7 | 4-4 | 6 | 5 | 12 |
| Craig Knepp | 6-16 | 6-6 | 10 | 3 | 18 |
| Duane Josephson | 7-21 | 2-2 | 4 | 1 | 16 |
| Jerry McColey | 3-7 | 5-5 | 4 | 2 | 11 |
| Dennis Przygodzin | 0-1 | 2-4 | 3 | 1 | 2 |
| Herb Justmann | 1-1 | 0-0 | 0 | 0 | 2 |
| Gene Fuelling | 0-0 | 0-0 | 0 | 0 | 0 |
| Totals | 26-65 | 19-22 | 44 | 13 | 71 |

March 7, 1964

NCAA Midwest Regional Tournament

Cedar Falls, IA

SCI 71, Mankato State 64

| SCI | FG-FGA | FT-FTA | Reb | PF | TP |
|---------------|--------|--------|-----|----|----|
| Chuck Nolting | 4-10 | 2-4 | 6 | 3 | 10 |

| | | | | | |
|-----------------|---------------|---------------|------------|-----------|-----------|
| Ron Jessen | 5-9 | 3-4 | 4 | 2 | 13 |
| Craig Knepe | 4-6 | 11-13 | 14 | 1 | 19 |
| Duane Josephson | 7-20 | 4-4 | 6 | 3 | 18 |
| Jerry McColley | 4-10 | 3-5 | 3 | 2 | 11 |
| Team | 6 | | | | |
| Totals | 24-55 | 23-30 | 39 | 11 | 71 |
| MS | FG-FGA | FT-FTA | Reb | PF | TP |
| Jim Tetzloff | 7-15 | 4-6 | 15 | 2 | 18 |
| John Seifert | 1-7 | 1-3 | 3 | 5 | 3 |
| Les Sonnabend | 5-15 | 1-2 | 8 | 4 | 11 |
| Joel Hagen | 9-14 | 2-2 | 1 | 3 | 20 |
| Jon Hagen | 4-15 | 0-0 | 2 | 4 | 8 |
| Dave Agard | 0-3 | 1-1 | 0 | 0 | 1 |
| George McKay | 1-2 | 1-1 | 4 | 2 | 3 |
| Team | | | 5 | | |
| Totals | 27-61 | 10-15 | 38 | 20 | 64 |

March 11, 1964
NCAA College Division National Tournament
Evansville, IN
SCI 93, Southeast Missouri 85

| | | | | | |
|--------------------|---------------|---------------|------------|-----------|-----------|
| SCI | FG-FGA | FT-FTA | Reb | PF | TP |
| Jerry McColley | 5-8 | 0-1 | 1 | 5 | 10 |
| Ronald Jessen | 4-8 | 11-14 | 6 | 3 | 19 |
| Charles Nolting | 1-8 | 6-8 | 12 | 4 | 8 |
| Duane Josephson | 13-23 | 2-2 | 7 | 2 | 28 |
| Craig Knepe | 12-18 | 2-2 | 10 | 2 | 26 |
| Dennis Przychodzin | 0-1 | 0-0 | 1 | 0 | 0 |
| Herb Justmann | 0-1 | 2-3 | 0 | 0 | 2 |
| Team | | | 6 | | |
| Totals | 35-67 | 23-30 | 37 | 16 | 93 |
| SEMO | FG-FGA | FT-FTA | Reb | PF | TP |
| Bill Jordan | 6-15 | 0-1 | 5 | 2 | 12 |
| Mike Gross | 8-23 | 7-8 | 11 | 4 | 23 |
| Paul Ranson | 2-8 | 1-3 | 8 | 5 | 5 |
| Bob Miller | 5-9 | 0-1 | 8 | 0 | 10 |
| Don Ringstaff | 5-16 | 3-3 | 5 | 3 | 13 |
| Naemon Townsend | 9-21 | 0-0 | 4 | 3 | 18 |
| Asa Kinnaman | 0-0 | 0-0 | 0 | 0 | 0 |
| Larry Rhodes | 0-0 | 0-0 | 0 | 0 | 0 |
| Dwight Turner | 0-1 | 0-0 | 1 | 1 | 0 |
| Thad Thrower | 2-2 | 0-3 | 9 | 5 | 4 |
| Team | | | 11 | | |
| Totals | 37-95 | 11-19 | 51 | 23 | 85 |

March 12, 1964
NCAA College Division National Tournament
Evansville, IN
Evansville 82, SCI 67

| | | | | | |
|-----------------------------------|---------------|---------------|------------|-----------|-----------|
| EU FG-FGA FT-FTA Reb PF TP | | | | | |
| Jerry Sloan | 8-17 | 5-5 | 19 | 3 | 21 |
| Buster Briley | 7-18 | 1-1 | 3 | 1 | 15 |
| Ed Zausch | 5-14 | 1-1 | 21 | 4 | 11 |
| Jim Smith | 0-4 | 2-2 | 3 | 2 | 2 |
| Larry Humes | 6-9 | 3-4 | 0 | 1 | 15 |
| Sam Watkins | 1-10 | 0-0 | 7 | 1 | 2 |
| Wayne Boultinghouse | 3-6 | 0-1 | 1 | 2 | 6 |
| Paul Bullard | 2-7 | 2-2 | 9 | 4 | 6 |
| Russ Grieger | 0-6 | 0-0 | 1 | 0 | 0 |
| Larry Denton | 1-1 | 0-1 | 3 | 0 | 2 |
| Dave Green | 1-3 | 0-0 | 1 | 5 | 2 |
| Allen McCutchan | 0-1 | 0-0 | 2 | 0 | 0 |
| Team | | | 9 | | |
| Totals | 34-96 | 14-17 | 70 | 23 | 82 |
| SCI | FG-FGA | FT-FTA | Reb | PF | TP |
| Jerry McColley | 1-2 | 5-6 | 2 | 3 | 7 |
| Ronald Jessen | 5-15 | 5-8 | 5 | 1 | 15 |
| Charles Nolting | 1-4 | 4-4 | 3 | 2 | 6 |
| Duane Josephson | 6-17 | 1-2 | 3 | 3 | 13 |
| Craig Knepe | 7-16 | 5-6 | 4 | 2 | 19 |
| Gene Fuelling | 0-0 | 0-0 | 0 | 0 | 0 |
| Dan McCleary | 0-2 | 0-1 | 2 | 0 | 0 |
| Barry Remington | 0-1 | 1-2 | 1 | 1 | 1 |
| Dennis Przychodzin | 1-2 | 0-0 | 0 | 0 | 2 |
| Herb Justmann | 1-3 | 0-0 | 1 | 0 | 2 |
| Larry Goodrich | 1-3 | 0-0 | 2 | 1 | 2 |
| Team | | | 12 | | |
| Totals | 23-65 | 21-29 | 23 | 13 | 67 |

March 13, 1964
NCAA College Division National Tournament
Evansville, IN
North Carolina A&T 91, SCI 72

| | | | | | |
|-------------------|---------------|---------------|------------|-----------|-----------|
| NC | FG-FGA | FT-FTA | Reb | PF | TP |
| Maurice McHartley | 14-27 | 2-3 | 10 | 2 | 30 |
| Wiley Briggs | 3-10 | 2-2 | 6 | 0 | 8 |

| | | | | | |
|--------------------|---------------|---------------|------------|-----------|-----------|
| James Webber | 3-9 | 3-4 | 8 | 2 | 9 |
| James Jackson | 5-12 | 0-0 | 6 | 1 | 10 |
| Warren Davis | 11-15 | 0-0 | 14 | 3 | 22 |
| Irving Mulcare | 0-1 | 0-0 | 0 | 0 | 0 |
| Robert Saunders | 4-8 | 2-2 | 0 | 2 | 10 |
| Ronald Willis | 1-1 | 0-0 | 1 | 0 | 2 |
| Team | | | 12 | | |
| Totals | 41-85 | 9-11 | 45 | 10 | 91 |
| SCI | FG-FGA | FT-FTA | Reb | PF | TP |
| Jerry McColley | 3-8 | 0-2 | 4 | 2 | 6 |
| Ronald Jessen | 11-20 | 0-0 | 6 | 0 | 22 |
| Charles Nolting | 6-14 | 2-3 | 4 | 2 | 14 |
| Duane Josephson | 5-17 | 2-2 | 4 | 1 | 12 |
| Craig Knepe | 5-11 | 4-4 | 5 | 2 | 14 |
| Gene Fuelling | 0-1 | 0-0 | 0 | 1 | 0 |
| Dan McCleary | 0-1 | 0-0 | 0 | 0 | 0 |
| Barry Remington | 0-0 | 0-0 | 0 | 0 | 0 |
| Dennis Przychodzin | 1-5 | 0-0 | 1 | 1 | 2 |
| Herb Justmann | 1-2 | 0-0 | 0 | 1 | 2 |
| Team | | | 15 | | |
| Totals | 32-79 | 8-11 | 24 | 10 | 72 |

March 2, 1979
NCAA Division II North Central Regionals
Omaha, NE
UNI 84, Nebraska-Omaha 72

| | | | | | |
|-----------------|---------------|---------------|------------|-----------|-----------|
| UNI | FG-FGA | FT-FTA | Reb | PF | TP |
| Ron Lemons | 10-15 | 1-2 | 9 | 3 | 21 |
| Steve Peters | 5-9 | 2-2 | 3 | 2 | 12 |
| Bill Jones | 2-8 | 0-0 | 2 | 3 | 4 |
| Mike Kemp | 6-12 | 0-0 | 3 | 2 | 12 |
| Mark Long | 3-4 | 2-4 | 4 | 1 | 8 |
| Jay Imhoff | 0-0 | 1-2 | 0 | 0 | 1 |
| Rod Underwood | 0-3 | 2-2 | 2 | 1 | 2 |
| Mike Clark | 0-1 | 3-4 | 4 | 0 | 3 |
| Tony Hauptert | 8-14 | 5-7 | 4 | 4 | 21 |
| Team | | | 7 | | |
| Totals | 34-66 | 16-23 | 39 | 16 | 84 |
| UNO | FG-FGA | FT-FTA | Reb | PF | TP |
| Glenn Moberg | 3-5 | 1-2 | 6 | 5 | 7 |
| Rick Wilks | 4-10 | 1-2 | 1 | 2 | 9 |
| Steve Criss | 4-7 | 0-0 | 4 | 1 | 8 |
| Derrick Jackson | 7-20 | 2-2 | 1 | 1 | 16 |
| Vernon Manning | 0-5 | 0-0 | 3 | 2 | 0 |
| Todd Troholz | 1-2 | 0-0 | 1 | 1 | 2 |
| Robbie Robinson | 1-1 | 1-2 | 3 | 2 | 3 |
| Jim Gregory | 6-12 | 3-3 | 8 | 1 | 15 |
| Todd Freeman | 2-4 | 0-0 | 1 | 1 | 4 |
| John Eriksen | 4-7 | 0-1 | 7 | 2 | 8 |
| Team | | | 4 | | |
| Totals | 32-73 | 8-12 | 39 | 18 | 72 |

March 3, 1979
NCAA Division II North Central Regionals
Omaha, NE
Wisconsin-Green Bay 56, UNI 50

| | | | | | |
|-----------------|---------------|---------------|------------|-----------|-----------|
| UWGB | FG-FGA | FT-FTA | Reb | PF | TP |
| Joe Mauel | 4-8 | 3-3 | 7 | 2 | 11 |
| Charlie Lorenzi | 0-0 | 0-0 | 4 | 4 | 0 |
| Ron Ripley | 5-9 | 4-4 | 3 | 4 | 14 |
| Rory Lindgren | 8-15 | 7-8 | 2 | 2 | 23 |
| Paul Anderson | 1-4 | 1-2 | 1 | 0 | 3 |
| Dave Hanson | 1-6 | 0-1 | 1 | 1 | 2 |
| Mike Hanrahan | 0-2 | 0-0 | 0 | 0 | 0 |
| Casey Zakowski | 0-2 | 0-0 | 1 | 0 | 0 |
| Kirk Etten | 0-0 | 0-0 | 0 | 0 | 0 |
| Sam Stuessy | 0-0 | 0-0 | 0 | 0 | 0 |
| Bob Hunn | 0-1 | 0-0 | 1 | 0 | 0 |
| Jim Zill | 1-2 | 1-1 | 3 | 3 | 3 |
| Team | | | 5 | | |
| Totals | 20-49 | 16-19 | 28 | 16 | 56 |
| UNI | FG-FGA | FT-FTA | Reb | PF | TP |
| Ron Lemons | 8-10 | 2-2 | 10 | 1 | 18 |
| Steve Peters | 1-6 | 2-2 | 1 | 2 | 4 |
| Bill Jones | 0-0 | 0-0 | 1 | 1 | 0 |
| Mike Kemp | 6-11 | 0-0 | 2 | 3 | 12 |
| Mark Long | 2-3 | 0-0 | 1 | 5 | 4 |
| Jay Imhoff | 0-0 | 0-0 | 0 | 1 | 0 |
| Rod Underwood | 0-3 | 0-0 | 0 | 0 | 0 |
| Mike Clark | 1-1 | 0-0 | 1 | 5 | 2 |
| Tony Hauptert | 3-5 | 4-6 | 3 | 4 | 10 |
| Team | | | 5 | | |
| Totals | 21-39 | 8-10 | 24 | 22 | 50 |

March 16, 1990
NCAA Division I Regional Tournament
Richmond, VA
UNI 74, Missouri 71


| | | | | | |
|-------------------|---------------|---------------|------------|-----------|-----------|
| UNI | FG-FGA | FT-FTA | Reb | PF | TP |
| Cedric McCullough | 3-8 | 0-0 | 4 | 3 | 6 |
| Steve Phyle | 1-2 | 0-0 | 4 | 3 | 2 |
| Jason Reese | 6-12 | 6-8 | 15 | 5 | 18 |
| Dale Turner | 3-6 | 3-5 | 3 | 0 | 10 |
| Troy Mullenburg | 5-9 | 4-6 | 1 | 1 | 16 |
| Maurice Newby | 3-5 | 0-0 | 0 | 0 | 9 |
| Jonathan Cox | 1-1 | 0-1 | 1 | 3 | 2 |
| Cam Johnson | 0-1 | 0-0 | 0 | 1 | 0 |
| Brad Hill | 3-6 | 2-4 | 5 | 2 | 11 |
| Nick Pace | 0-0 | 0-0 | 0 | 0 | 0 |
| Totals | 25-50 | 15-24 | 33 | 18 | 74 |
| UM | FG-FGA | FT-FTA | Reb | PF | TP |
| John McIntyre | 3-7 | 0-0 | 2 | 4 | 9 |
| Doug Smith | 9-17 | 2-4 | 12 | 5 | 20 |
| Nathan Buntin | 6-14 | 9-9 | 7 | 2 | 21 |
| Lee Coward | 5-11 | 0-0 | 4 | 4 | 10 |
| Anthony Peeler | 1-7 | 1-2 | 3 | 1 | 3 |
| Travis Ford | 1-3 | 0-0 | 0 | 1 | 3 |
| Jim Horton | 0-0 | 0-0 | 0 | 1 | 0 |
| Jamal Coleman | 0-0 | 0-0 | 0 | 1 | 0 |
| Jeff Warren | 1-3 | 3-5 | 3 | 3 | 5 |
| Totals | 26-61 | 15-20 | 35 | 22 | 71 |

March 18, 1990
NCAA Division I Regional Tournament
Richmond, VA
Minnesota 81, UNI 78

| | | | | | |
|-------------------|---------------|---------------|------------|-----------|-----------|
| UNI | FG-FGA | FT-FTA | Reb | PF | TP |
| Cedric McCullough | 1-2 | 0-0 | 3 | 3 | 2 |
| Steve Phyle | 3-4 | 1-2 | 5 | 3 | 5 |
| Jason Reese | 12-15 | 5-7 | 10 | 4 | 29 |
| Dale Turner | 3-8 | 0-0 | 4 | 2 | 9 |
| Troy Mullenburg | 7-17 | 2-2 | 2 | 4 | 20 |
| Maurice Newby | 3-11 | 0-0 | 3 | 1 | 8 |
| Jonathan Cox | 0-0 | 0-0 | 0 | 2 | 0 |
| Brad Hill | 1-3 | 3-4 | 3 | 5 | 5 |
| Nick Pace | 0-1 | 0-0 | 1 | 0 | 0 |
| Totals | 29-61 | 11-15 | 32 | 24 | 78 |
| UM | FG-FGA | FT-FTA | Reb | PF | TP |
| Richard Coffey | 2-3 | 0-0 | 2 | 4 | 4 |
| Willie Burton | 13-17 | 9-12 | 12 | 3 | 36 |
| Jim Shikenjanski | 3-8 | 3-6 | 1 | 4 | 9 |
| Kevin Lynch | 5-13 | 1-1 | 3 | 0 | 12 |
| Melvin Newbern | 3-10 | 0-2 | 5 | 3 | 8 |
| Nate Tubbs | 0-0 | 0-1 | 1 | 0 | 0 |
| Connell Lewis | 0-1 | 0-0 | 0 | 1 | 0 |
| Rob Metcalf | 0-0 | 0-0 | 1 | 1 | 0 |
| Walter Bond | 4-6 | 4-4 | 5 | 1 | 12 |
| Bob Martin | 0-1 | 0-0 | 4 | 1 | 0 |
| Totals | 30-59 | 17-26 | 37 | 18 | 81 |



Panther HISTORY



Inside

75-76 Program History

.....76 100-Point Games

77 All-Time All-Conference

.....78 Coaching History

79-83 All-Time Results

Northern Iowa Basketball

The rich history of Northern Iowa men's basketball began in 1900. Many players and coaches have contributed to nearly 900 Panther victories.

A coachless 1900-01 squad failed to post a victory in three tries during its inaugural season. However, the team quickly rebounded to post an undefeated 1-0 record during its second campaign. Similar seasons with few games produced a record of 260-205 before a two-year hiatus from 1943-45, during World War II.

The Panthers joined the North Central Conference in 1935, joining South Dakota, South Dakota State, North Dakota, North Dakota State, Morningside and Augustana (SD). The first conference championship was coached by O.M. "Hon" Nordly during the 1947-48 season. Nordly followed that title with three more in succession, and coached five of the nine league-winning teams in Panther history.


Nordly's top player in the late '40s was a tough forward, Norm Jespersen, who has been inducted into the UNI Athletics Hall of Fame. The four-year starter is the only player from that decade, or earlier, to be listed among the school's Top 25 career scorers.

Three Iowa State Teachers College (now UNI) stars brought the school its fourth straight conference title during the 1950-51 season. Guard Dick Garth averaged 15.6 points, the highest average up to that time. Forward Bill Petersen joined Garth on the all-NCC team. Freshman sensation Howard Pigg also made the all-league honorable mention team.

After dropping to third place in 1952, Nordly took a team of inexperienced players to his fifth conference title during the 1952-53 season. ISTC finished fourth the next year, Nordly's last. He finished with a 166-127 record over 15 years and is the school's leader for seasons coached, career victories and conference titles.

ISTC rebounded to second place in 1955. Two key players were military veteran Pigg and forward Dick Beetsch. Pigg was named first-team all-conference, and Beetsch second team.

The '60s were a golden age of basketball. Teams totaled 156 wins while tasting defeat only 75 times for a 68 winning percentage. James Witham, another UNI Hall of Famer, coached from 1956-61. Witham's 1960-61 squad went 16-5 and 9-3 in the conference, placing second. He finished with a 63-49 record and became the newly-named State College of Iowa's first athletic director. Norm Stewart, now coaching the Missouri Tigers, took over the reigns in 1961.



Stewart led SCI to its best season ever. The Panthers went 19-5 overall and 8-4 in the NCC, tying for first. The team advanced to its first-ever NCAA regional tournament. The season closed with a last-second loss to Nebraska Wesleyan in the first round.

Despite the loss of several key performers, the 1962-63 team managed a 15-8 mark, but the next year was the most fabled. All-conference pick Pete Spoden returned from military service to form a strong nucleus, joining all-league pick Duane Josephson and Ron Jessen. The team exploded to a 13-1 start, then lost Spoden to a knee injury. Members of the revamped starting lineup each averaged in double figures the remainder of the campaign and the team ended with a 20-2 regular-season record.

Led by Midwest Regional MVP Josephson, the Panthers advanced to the Final Eight of the NCAA Division II tournament. They lost the consolation game to North Carolina A&T and finished with a 23-4 overall mark, which still stands as a school record for number of wins in a season.

Spoden was named first-team all-American, despite missing the last 13 games. He was drafted by the NBA's Baltimore Bullets. Josephson went on to a professional baseball career with the Chicago White Sox and was an American League all-star catcher. Teammate Craig Knepe was a third-team all-American in 1966.

Stewart wrapped up his SCI career in 1968 with a 97-42 record. That winning percentage of 69.8 tops all coaches with 50 or more wins. He also

contributed to two NCC titles. A member of his final team, Jerry Waugh, was a fourth-team all-American in 1967 and was invited to participate in the College Division Olympic tryouts. His career-scoring average of 20.4 was the first to top 20 points in history. Also, that team averaged a school-record 88.1 points, a mark which still stands.

Jim Berry took over coaching duties in 1973. The Panthers had gone into a slump following Stewart's reign and Berry's rebuilding program made steady progress after his first campaign. He brought UNI its first winning record in eight years — a 15-12 mark and a second-place finish in the NCC in 1978. UNI left the NCC for the newly-formed Mid-Continent Conference before the 1978-79 season.

UNI responded to the challenge, finishing 18-11 overall and 6-4 in the conference. Four-year starter Ron Lemons was named all-league and was ranked 20th in the nation in shooting (58.5). The Panthers received an at-large bid to the NCAA Division II playoffs, defeating Nebraska-Omaha in the first round before losing to Wisconsin-Green Bay. UNI moved its schedule up a notch in 1979-80, playing eight Division I teams in preparation of the move to the higher division, which came in 1980-81.

The 1982-83 team's leading scorer and rebounder were an unlikely pair, with the top rebounder the team's smallest player — 5-9 Brent Carmichael, who went on to play professionally with the CBA's Rockford Lightning. Iowa's prep "Mr. Basketball", Randy Kraayenbrink, led the team in scoring.

With the help of Kraayenbrink, UNI's first winning season at the Division I level came in 1983-84. The Panthers went 10-4 in the league and 18-10 overall. A NIT invitation seemed imminent except the squad lost its last three games of the year with Kraayenbrink sitting on the bench with an ankle injury. UNI also was undefeated at home that year with a 14-0 mark.

Kraayenbrink closed out his career with a 20.4 average and became UNI's all-time leading scorer with 2,004 points, a mark which stood until Jason Reese overtook the total with 2,033 points in 1990.

Current head coach Eldon Miller joined the Panthers for the 1986-87 season. UNI made its first trip to the NCAA Division I tournament in 1990, upsetting Missouri in the first round and losing to Minnesota by only three points in the second round.

UNI competes in the Missouri Valley Conference for the fifth year. Two years ago, the Panthers advanced to the championship game of the Diet Pepsi MVC Tournament, losing 77-74 to Southern Illinois. UNI's 16-13 record was the best mark since the 1990 NCAA tournament season.

CHRONOLOGY OF UNI ATHLETIC AFFILIATIONS

| | |
|------|---|
| 1876 | Founded as Iowa State Normal School |
| 1893 | UNI fields first intercollegiate team in baseball |
| 1923 | UNI joins Iowa Conference |
| 1936 | UNI becomes a member of the North Central Conference, joining North Dakota State, North Dakota, South Dakota, South Dakota State, Morningside and Omaha. Augustana (SD) and Mankato State join later, while Omaha leaves |
| 1978 | UNI leaves the North Central to join the original Mid-Continent Conference as a charter member, along with Akron, Eastern Illinois, Northern Michigan, Western Illinois and Youngstown State |
| 1980 | UNI begins competition at NCAA Division I level for all men's and women's sports |
| 1981 | UNI begins competition in football at the 1-AA level |
| 1982 | UNI joins in the formation of the Association of Mid-Continent Universities with fellow charter members Cleveland State, Eastern Illinois, Illinois at Chicago, Southwest Missouri State, Valparaiso, Western Illinois and Wisconsin-Green Bay for all men's sports except football |
| | UNI joins in the formation of the Gateway Collegiate Athletic Conference with fellow charter members Bradley, Drake, Eastern Illinois, Illinois State, Indiana State, Southern Illinois, Southwest Missouri State, Western Illinois and Wichita State for all women's sports |
| | The AIAW dissolves |
| 1985 | Mid-Continent football conference dissolves as the Gateway adds football |
| 1991 | UNI is accepted for membership into the Missouri Valley Conference for seven men's sports and leaves the Mid-Continent |
| 1992 | The Gateway division for women's sports is dissolved as schools realign with either the Missouri Valley or the Mid-Continent Conferences |

UNI ATHLETICS HALL OF FAME BASKETBALL INDUCTEES

| | |
|------|--------------------|
| 1985 | O.M. Nordly |
| | Jim Witham |
| 1986 | Dick Beetsch |
| 1987 | Duane Josephson |
| | Eddie Watt |
| 1988 | James Jackson |
| 1989 | Howard Pigg |
| | Pete Spoden |
| 1990 | Jerry Morgan |
| 1992 | Norman Jespersen |
| 1995 | Randy Kraayenbrink |
| | Norm Stewart |

FORMER ALL-AMERICA CAGERS

| | |
|---------|--|
| 1963-64 | Pete Spoden, 1st Team AP |
| 1964-65 | Craig Knepe, Honorable Mention AP |
| 1965-66 | Craig Knepe, 3rd Team AP |
| 1966-67 | Jerry Waugh, 4th Team Coaches' A-A |
| 1984-85 | Randy Kraayenbrink, Honorable Mention AP |

PLAYERS IN THE PROS

| | | |
|------|--------------------|--|
| 1973 | Darrell Timion | Australia |
| 1975 | Bill Runchey | Australia |
| 1979 | Ron Lemons | Australia |
| 1986 | Randy Kraayenbrink | Yugoslavia |
| 1988 | Greg McDermott | Switzerland |
| | James Parker | Argentina |
| | Mike Bailey | Switzerland |
| 1989 | Nick Nurse | England |
| 1990 | Jason Reese | Boston Celtics, Australia |
| | Steve Phyfe | Australia, Honduras, Argentina, CBA, France, Uruguay |

| | |
|-----------------|------------------|
| Maurice Newby | Germany |
| Troy Muilenburg | CBA, Australia |
| Brad Hill | Honduras, Sweden |
| Troy Vaughn | Honduras |
| Brian Jones | Australia |

100 POINT PANTHER GAMES

| Score | Opponent (Date) |
|---------|-----------------------------------|
| 123-121 | Eastern Illinois (4 OT) (1-30-88) |
| 120-96 | Stephen F. Austin (1-6-90) |
| 119-98 | Augustana (1-13-68) |
| 112-84 | South Dakota (2-28-76) |
| 111-80 | Culver-Stockton (12-1-67) |
| 111-79 | Western Illinois (2-19-68) |
| 110-82 | Northwest Missouri (12-4-89) |
| 110-71 | Elmhurst (12-7-78) |
| 109-63 | Morningside (2-22-69) |
| 109-79 | Youngstown State (12-17-88) |
| 108-77 | Augustana (3-1-69) |
| 107-109 | @North Dakota State (12-13-58) |
| 106-80 | Wartburg (1-5-65) |
| 105-86 | North Dakota State (12-28-67) |
| 105-69 | Western Illinois (1-18-69) |
| 105-98 | @Eastern Illinois (1-14-89) |
| 104-85 | Winona State (1-11-65) |
| 104-86 | Augustana (11-29-88) |
| 103-71 | Morningside (2-19-55) |
| 103-86 | Morningside (2-27-65) |
| 102-87 | South Dakota State (2-10-68) |
| 102-80 | Chicago State (1-18-94) |
| 102-79 | Drake (2-12-94) |
| 102-64 | Bemidji State (12-20-82) |
| 101-69 | @Morningside (1-29-60) |
| 101-79 | North Dakota (2-22-64) |
| 101-84 | @Augustana (12-26-68) |
| 101-78 | Augustana (1-12-73) |
| 101-107 | Armstrong State (OT) (12-29-78) |
| 100-77 | Sam Houston State (1-8-90) |
| 100-76 | @Loras (12-4-54) |
| 100-53 | Wartburg (12-30-60) |
| 100-92 | South Dakota (1-9-71) |
| 100-78 | Concordia (NE) (12-20-86) |
| 100-78 | Texas Wesleyan (12-2-88) |

OPPONENT 100 POINT GAMES

| Score | Opponent (Date) |
|---------|-------------------------------------|
| 123-70 | @Iowa State (12-21-74) |
| 121-78 | @South Dakota State (2-16-68) |
| 121-126 | Eastern Illinois (4 OT) (1-30-88) |
| 121-83 | @Cleveland State (2-18-89) |
| 117-71 | @Bradley (1-27-71) |
| 110-82 | @Cleveland State (2-6-88) |
| 109-107 | @North Dakota State (12-13-58) |
| 109-94 | @Central Missouri State (12-16-72) |
| 108-92 | @South Dakota (2-20-71) |
| 108-85 | Iowa (12-10-91) |
| 107-81 | @Southern Illinois (12-5-71) |
| 107-101 | @Armstrong State (OT) (12-29-78) |
| 106-88 | @South Dakota State (2-6-71) |
| 104-85 | @Augustana (2-17-73) |
| 102-86 | @Wisconsin-LaCrosse (12-30-55) |
| 102-66 | @Illinois State (1-13-76) |
| 102-70 | @Mankato State (1-8-79) |
| 102-88 | @Cleveland State (1-18-86) |
| 101-91 | @Western Illinois (12-11-71) |
| 101-57 | @Western Illinois (2-19-74) |
| 101-72 | @Western Michigan (12-7-74) |
| 101-75 | Athletes in Action-Canada (1-12-80) |
| 100-85 | @Western Illinois (1-26-70) |
| 100-85 | @North Dakota State (1-15-71) |

PANTHER ALL-CONFERENCE SELECTIONS

UNI ALL-CONFERENCE SELECTIONS (FROM 1925)

1925

Vern Morrison, F

1926

Vern Morrison, F

Millard Horton, F

1928

Stewart Cooper, F

1929

Lloyd Haberichter, C

Ted Fritzel, G

1930

Lloyd Haberichter, C

1933

Roger Willert, C

1934

Morris Carr, F

1935

Morris Carr, F

1937

Darrell Black, G

Vern Morrison, F

1938

Robert Curtis, C

Lyle Dodd, G

Roman Yatchak, G

1940

Lyle Dodd, G

Fred Lofquist, F

1948

Van Coumbs, F

Norm Jespersen, F

Walt Kochneff, C

1949

Norm Jespersen, F

1950

Norm Jespersen, F

Walt Kochneff, C

1951

Dick Garth, G

Bill Peterson, F

1952

Howard Pigg, F

1953

Al Carew, C

LaVern Greenfield, F

Jack Rolinger, G

1954

Dick Beetsch, F

LeRoy Horn, G (HM)

1955

Howie Pigg, F

1956

Del Nicklaus, C

1957

Del Nicklaus, C

1958

Clark McCleary, G

1959

Jim Jackson, F

Ron LaFrentz, C (HM)

1960

Jim Jackson, F

Pete Spoden, F-C (HM)

Jerry Holbrook, G (HM)

1961

Jerry Holbrook, G

Pete Spoden, C

1962

Pete Spoden, F-C (MVP)

Bob Waller, G

Jerry Holbrook, G

1963

Dick Christy, F (HM)

Duane Josephson, G (1st Team)

1964

Duane Josephson, G

Ron Jessen, F

1965

Ron Jessen, F

Craig Knepe, C (MVP)

Jerry McColley, G

1966

Craig Knepe, C

1967

Ken Huelman, C

Jerry Waugh, F

1968

Ken Huelman, C

Jerry Waugh, F

1969

Larry Clausen, G

Ken Huelman, C

1970

John Martin, F

1971

Bill McCoy, G

1972

Bill McCoy, G

1973

Bill McCoy, G

1978

Ron Lemons, F

1979

Ron Lemons, F

1980

Rod Underwood, G (2nd Team)

1981

Did not compete for conference awards

1982

Jay Block, F-G (2nd Team)

Brent Carmichael, G (1st Team)

Ray Storck, C (2nd Team)

1983

Brent Carmichael, G (2nd Team)

1984

Herbert King, C-F (2nd Team)

Randy Kraayenbrink, G (1st Team)

Scott Stafford, F (All-Newcomer)

1985

Randy Kraayenbrink, G (1st Team)

1986

Randy Kraayenbrink, G (2nd Team)

Scott Plondke, C (All-Newcomer)

1987

Greg McDermott, C-F (2nd Team)

Maurice Newby, G (All-Newcomer)

Jason Reese, C (All-Newcomer)

1988

Steve Phyfe, F (All-Newcomer)

1989

Steve Phyfe, F (2nd Team)

Jason Reese, C (1st Team)

1990

Jason Reese, C (1st Team)

1991

Troy Muilenburg, F (2nd Team)

1992

Dale Turner, G (2nd Team)

1993

Randy Blocker, F (1st Team, All-Newcomer)

Cam Johnson, G (Honorable Mention
Media)

1994

Randy Blocker, F (1st Team Coaches,
Media)

Cam Johnson, G (1st Team Media, 2nd
Team Coaches)

UNI COACHES CAREER RECORDS

| Year | Games | Won | Lost | Pct. | Own Pts. | Opp. Pts. | Head Coach | Enrollment |
|---------|---------------------------|-----|------|-------|-------------|--------------|-----------------------|------------|
| 1900-01 | 3 | 0 | 3 | .000 | — | — | No Coach Designated | 911 |
| 1901-02 | 1 | 1 | 0 | 1.000 | — | — | No Coach Designated | 873 |
| 1902-03 | 2 | 0 | 2 | .000 | — | — | Jones | 868 |
| 1903-04 | 5 | 2 | 3 | .400 | — | — | Charles A. Pell | 857 |
| 1904-05 | 6 | 3 | 3 | .500 | — | — | Charles A. Pell | 812 |
| 1905-06 | 12 | 6 | 6 | .500 | — | — | Charles A. Pell | 905 |
| 1906-07 | 9 | 5 | 4 | .556 | 312 | 309 | R.F. Seymour | 981 |
| 1907-08 | 8 | 4 | 4 | .500 | 305 | 275 | R.F. Seymour | 1,013 |
| 1908-09 | 12 | 5 | 7 | .417 | 290 | 384 | R.F. Seymour | 995 |
| 1909-10 | 7 | 4 | 3 | .571 | 155 | 147 | Clayton B. Simmons | 1,070 |
| 1910-11 | NO RECORD | | | | | | | 1,108 |
| 1911-12 | 10 | 2 | 8 | .200 | 145 | 295 | H.F. Pasini | 1,094 |
| 1912-13 | 10 | 6 | 4 | .600 | NO RECORD | | H.F. Pasini | 1,202 |
| 1913-14 | 10 | 6 | 4 | .600 | 257 | 192 | Allen P. Berkstresser | 1,297 |
| 1914-15 | 12 | 4 | 8 | .333 | 266 | 310 | Allen P. Berkstresser | 1,406 |
| 1915-16 | NO RECORD | | | | | | Allen P. Berkstresser | 1,741 |
| 1916-17 | NO RECORD | | | | | | Allen P. Berkstresser | 1,680 |
| 1917-18 | 10 | 5 | 5 | .500 | 244 | 228 | No Coach Designated | 1,387 |
| 1918-19 | 8 | 2 | 6 | .250 | 135 | 183 | Russel Glaesner | 1,125 |
| 1919-20 | 16 | 7 | 9 | .250 | 346 | 375 | Ivan Doseff | 1,423 |
| 1920-21 | 12 | 7 | 5 | .583 | 260 | 226 | Ivan Doseff | 1,402 |
| 1921-22 | 11 | 9 | 2 | .818 | 254 | 193 | L.L. Mendenhall | 1,644 |
| 1922-23 | 11 | 10 | 1 | .909 | 301 | 208 | L.L. Mendenhall | 2,130 |
| 1923-24 | 12 | 8 | 4 | .667 | 242 | 199 | L.L. Mendenhall | 2,565 |
| 1924-25 | 11 | 10 | 1 | .909 | 301 | 208 | Arthur D. Dickinson | 2,648 |
| 1925-26 | 13 | 10 | 3 | .769 | 348 | 273 | Arthur D. Dickinson | 2,642 |
| 1926-27 | 13 | 6 | 7 | .462 | 313 | 336 | Arthur D. Dickinson | 2,443 |
| 1927-28 | 15 | 7 | 8 | .467 | 411 | 374 | Arthur D. Dickinson | 2,304 |
| 1928-29 | 16 | 12 | 4 | .750 | 463 | 377 | Arthur D. Dickinson | 2,094 |
| 1929-30 | 15 | 13 | 2 | .867 | 435 | 303 | Arthur D. Dickinson | 2,227 |
| 1930-31 | 12 | 9 | 3 | .750 | 406 | 263 | Arthur D. Dickinson | 2,169 |
| 1931-32 | 16 | 10 | 6 | .625 | 482 | 263 | Arthur D. Dickinson | 2,049 |
| 1932-33 | 13 | 9 | 4 | .692 | 430 | 356 | Melvin Fritzel | 1,562 |
| 1933-34 | 13 | 8 | 5 | .615 | 376 | 362 | Arthur D. Dickinson | 1,472 |
| 1934-35 | 16 | 6 | 10 | .375 | 479 | 553 | Arthur D. Dickinson | 1,543 |
| 1935-36 | 16 | 6 | 10 | .375 | 447 | 493 | Arthur D. Dickinson | 1,771 |
| 1936-37 | 12 | 5 | 7 | .417 | 345 | 345 | Arthur D. Dickinson | 1,879 |
| 1937-38 | 14 | 9 | 5 | .648 | 481 | 436 | O.M. "Hon" Nordly | 1,953 |
| 1938-39 | 17 | 9 | 8 | .529 | 634 | 627 | O.M. "Hon" Nordly | 1,926 |
| 1939-40 | 18 | 11 | 7 | .611 | 630 | 622 | O.M. "Hon" Nordly | 1,900 |
| 1940-41 | 17 | 11 | 6 | .647 | 671 | 626 | O.M. "Hon" Nordly | 1,745 |
| 1941-42 | 19 | 10 | 9 | .526 | 750 | 726 | O.M. "Hon" Nordly | 1,502 |
| 1942-43 | 12 | 3 | 9 | .250 | 456 | 463 | O.M. "Hon" Nordly | 1,381 |
| 1943-44 | NO BASKETBALL (War Years) | | | | | | | |
| 1944-45 | NO BASKETBALL (War Years) | | | | | | | |
| 1945-46 | 20 | 13 | 7 | .650 | 869 | 1,008 | O.M. "Hon" Nordly | 1,233 |
| 1946-47 | 20 | 6 | 14 | .300 | 888 | 937 | O.M. "Hon" Nordly | 2,475 |
| 1947-48 | 20 | 14 | 6 | .700 | 1,054 | 895 | O.M. "Hon" Nordly | 2,846 |
| 1948-49 | 22 | 16 | 6 | .727 | 1,215 | 1,059 | O.M. "Hon" Nordly | 3,083 |
| 1949-50 | 21 | 16 | 5 | .762 | 1,340 | 1,093 | O.M. "Hon" Nordly | 2,949 |
| 1950-51 | 23 | 14 | 9 | .609 | 1,228 | 1,162 | O.M. "Hon" Nordly | 2,688 |
| 1951-52 | 24 | 14 | 10 | .583 | 1,397 | 1,349 | O.M. "Hon" Nordly | 2,352 |

| Year | Games | Won | Lost | Pct. | Own Pts. | Opp. Pts. | Head Coach | Enrollment |
|-----------|-------|-----|------|------|-------------|--------------|-------------------|------------|
| 1952-53# | 25 | 14 | 11 | .560 | 1,656 | 1,708 | O.M. "Hon" Nordly | 2,239 |
| 1953-54 | 21 | 6 | 15 | .286 | 1,330 | 1,450 | O.M. "Hon" Nordly | 2,231 |
| 1954-55 | 22 | 11 | 11 | .500 | 1,707 | 1,654 | Stanley Hall | 2,676 |
| 1955-56 | 19 | 8 | 11 | .421 | 1,369 | 1,467 | Stanley Hall | 3,045 |
| 1956-57 | 22 | 12 | 10 | .545 | 1,491 | 1,489 | James H. Witham | 3,195 |
| 1957-58 | 23 | 9 | 14 | .391 | 1,478 | 1,492 | James H. Witham | 3,210 |
| 1958-59 | 23 | 11 | 12 | .478 | 1,655 | 1,678 | James H. Witham | 3,482 |
| 1959-60 | 23 | 15 | 8 | .652 | 1,758 | 1,605 | James H. Witham | 3,428 |
| 1960-61 | 21 | 16 | 5 | .762 | 1,636 | 1,355 | James H. Witham | 3,616 |
| 1961-62## | 24 | 19 | 5 | .792 | 1,908 | 1,628 | Norman Stewart | 4,070 |
| 1962-63 | 23 | 15 | 8 | .652 | 1,741 | 1,631 | Norman Stewart | 4,567 |
| 1963-64# | 27 | 23 | 4 | .853 | 2,120 | 1,838 | Norman Stewart | 5,147 |
| 1964-65 | 23 | 16 | 7 | .696 | 1,744 | 1,626 | Norman Stewart | 5,520 |
| 1965-66 | 20 | 13 | 7 | .650 | 1,354 | 1,297 | Norman Stewart | 6,419 |
| 1966-67 | 22 | 11 | 11 | .500 | 1,599 | 1,634 | Norman Stewart | 7,409 |
| 1967-68 | 22 | 15 | 7 | .682 | 1,139 | 1,777 | Zeke Hogeland | 8,213 |
| 1968-69## | 24 | 15 | 9 | .625 | 1,991 | 1,782 | Zeke Hogeland | 9,058 |
| 1969-70 | 25 | 13 | 12 | .520 | 1,795 | 1,817 | Zeke Hogeland | 9,494 |
| 1970-71 | 26 | 6 | 20 | .231 | 2,005 | 2,248 | Zeke Hogeland | 9,723 |
| 1971-72 | 23 | 10 | 13 | .435 | 1,736 | 1,737 | Zeke Hogeland | 10,546 |
| 1972-73 | 24 | 11 | 13 | .458 | 1,795 | 1,813 | Zeke Hogeland | 9,846 |
| 1973-74 | 26 | 4 | 22 | .154 | 1,687 | 2,012 | James Berry | 9,587 |
| 1974-75 | 26 | 6 | 20 | .231 | 1,824 | 2,119 | James Berry | 8,800 |
| 1975-76 | 26 | 9 | 17 | .346 | 1,959 | 2,102 | James Berry | 9,777 |
| 1976-77 | 27 | 9 | 18 | .333 | 1,927 | 2,027 | James Berry | 10,300 |
| 1977-78 | 27 | 15 | 12 | .556 | 1,898 | 1,869 | James Berry | 10,342 |
| 1978-79 | 29 | 18 | 11 | .620 | 2,213 | 2,055 | James Berry | 10,343 |
| 1979-80 | 25 | 12 | 13 | .480 | 1,656 | 1,627 | James Berry | 10,200 |
| 1980-81 | 27 | 8 | 19 | .296 | 1,611 | 1,832 | James Berry | 11,020 |
| 1981-82* | 27 | 12 | 15 | .444 | 1,649 | 1,802 | James Berry | 10,954 |
| 1982-83 | 31 | 13 | 18 | .419 | 2,010 | 2,032 | James Berry | 10,954 |
| 1983-84 | 28 | 18 | 10 | .643 | 1,932 | 1,945 | James Berry | 11,204 |
| 1984-85 | 28 | 12 | 16 | .429 | 1,821 | 1,857 | James Berry | 11,200 |
| 1985-86 | 27 | 8 | 19 | .296 | 1,907 | 1,991 | James Berry | 11,500 |
| 1986-87 | 28 | 13 | 15 | .464 | 2,028 | 2,054 | Eldon Miller | 11,500 |
| 1987-88 | 28 | 10 | 18 | .357 | 2,172 | 2,227 | Eldon Miller | 11,500 |
| 1988-89 | 28 | 19 | 9 | .679 | 2,382 | 2,279 | Eldon Miller | 11,500 |
| 1989-90 | 32 | 23 | 9 | .710 | 2,493 | 2,328 | Eldon Miller | 11,500 |
| 1990-91 | 32 | 13 | 19 | .406 | 2,170 | 2,248 | Eldon Miller | 12,600 |
| 1991-92 | 28 | 10 | 18 | .357 | 1,815 | 1,916 | Eldon Miller | 12,200 |
| 1992-93 | 27 | 12 | 15 | .444 | 1,655 | 1,778 | Eldon Miller | 13,163 |
| 1993-94 | 29 | 16 | 13 | .552 | 2,174 | 2,086 | Eldon Miller | 12,800 |
| 1994-95 | 28 | 8 | 20 | .400 | 1,902 | 2,113 | Eldon Miller | 12,800 |

1900-95 1,705 890 836 .522

SEASON-BY-SEASON REVIEW 1905-95

| | | | | | | | | | |
|--------------------------------|--|------------------------------------|--|--------------------------|--|--------------------------|--|--------------------------|--|
| 1905-06 (Incomplete) | | 1913-14 (6-4) | | 8 Des Moines16 | | 1925-26 (10-3) | | 30 Upper Iowa19 | |
| 9 Iowa51 | | 20 Iowa21 | | 22 Simpson34 | | 32 Central22 | | 27 Parsons18 | |
| 1906-07 (5-4) | | 12 Drake24 | | 32 Upper Iowa8 | | 34 Iowa Wesleyan14 | | 21 William Penn17 | |
| 16 Iowa73 | | 22 Parsons14 | | Coach — Ivan Doseff | | 33 William Penn31 | | 20 Luther28 | |
| 36 Waterloo West34 | | 23 St. Joseph21 | | 1920-21 (7-5) | | 24 Central14 | | 42 Upper Iowa21 | |
| 48 Waterloo East18 | | 25 Upper Iowa29 | | 14 Parsons24 | | 18 William Penn25 | | 34 Simpson27 | |
| 20 Lennox33 | | 43 Charles City15 | | 14 Iowa Wesleyan29 | | 27 Simpson24 | | 24 Columbia19 | |
| 23 Leander Clark27 | | 14 Iowa27 | | 24 Lennox22 | | 18 Upper Iowa13 | | 43 Dubuque10 | |
| 46 Leander Clark31 | | 27 St. Joseph13 | | 32 Buena Vista6 | | 20 Parsons31 | | 35 Luther25 | |
| 20 Coe39 | | 37 Drake12 | | 21 Morningside14 | | 36 Iowa Wesleyan23 | | Coach — A.D. Dickinson | |
| 37 Waterloo YMCA33 | | 34 Charles City16 | | 14 Des Moines21 | | 37 Upper Iowa12 | | 1930-31 (9-3) | |
| 28 Coe39 | | Coach — Allen P. Berkstreser | | 18 Dubuque35 | | 14 Luther21 | | 27 Coe17 | |
| 54 Charles City34 | | 1914-15 (4-8) | | 23 Lennox15 | | 35 Luther24 | | 47 Dubuque13 | |
| Coach — R.F. Seymour | | 11 Grinnell46 | | 29 Iowa Wesleyan5 | | Coach — A.D. Dickinson | | 47 Simpson17 | |
| 1907-08 (4-4) | | 16 Iowa44 | | 25 Upper Iowa10 | | 1926-27 (6-7) | | 12 Luther25 | |
| 23 Grinnell51 | | 16 Drake21 | | 20 Dubuque34 | | 22 Cornell24 | | 41 Parsons22 | |
| 53 Drake27 | | 25 Des Moines41 | | 26 Buena Vista11 | | 14 Coe15 | | 23 Dubuque16 | |
| 44 Waterloo YMCA29 | | 19 Wisconsin | | Coach — Ivan Doseff | | 23 Coe20 | | 28 Columbia35 | |
| 19 Grinnell55 | | Normal12 | | 1921-22 (9-2) | | 16 Upper Iowa24 | | 35 Simpson30 | |
| 26 Kansas Normal32 | | 27 Upper Iowa15 | | 13 Luther17 | | 35 William Penn22 | | 17 Luther27 | |
| 38 Leander Clark23 | | 33 Central8 | | 24 Luther18 | | 22 Central37 | | 38 Parsons24 | |
| 29 Iowa33 | | 14 Kansas Normal26 | | 28 Simpson24 | | 24 Iowa Wesleyan19 | | 55 William Penn13 | |
| 73 Charles City25 | | 15 Dubuque17 | | 31 Still14 | | 17 Parsons27 | | 36 Columbia24 | |
| Coach — R.F. Seymour | | 22 Wisconsin Normal36 | | 25 William Penn8 | | 34 William Penn33 | | Coach — A.D. Dickinson | |
| 1908-09 (5-7) | | 47 Dubuque Gorman16 | | 26 Buena Vista17 | | 17 Parsons27 | | 1931-32 (10-6) | |
| 53 Ellsworth26 | | 20 Beloit28 | | 18 Upper Iowa24 | | 42 Iowa Wesleyan24 | | 29 Oklahoma A&M27 | |
| 44 Waterloo West22 | | Coach — Allen P. Berkstreser | | 23 Simpson18 | | 16 Central44 | | 29 Coe26 | |
| 19 Grinnell53 | | 1915-16 (No Record) | | 20 William Penn16 | | 31 Upper Iowa20 | | 18 Carleton31 | |
| 12 Iowa42 | | Coach — Allen P. Berkstreser | | 26 Still21 | | Coach — A.D. Dickinson | | 22 Hamline29 | |
| 5 Grinnell33 | | 1916-17 (Partial Record) | | 20 Upper Iowa16 | | 1927-28 (7-8) | | 32 Columbia24 | |
| 32 Leander Clark24 | | 15 Iowa State22 | | Coach — L.L. Mendenhall | | 34 Cornell31 | | 41 Simpson24 | |
| 43 Waterloo YMCA20 | | 15 Iowa33 | | 1922-23 (10-1) | | 22 Luther25 | | 14 Luther25 | |
| 9 Iowa49 | | Coach — Allen P. Berkstreser | | 22 Cornell21 | | 23 Upper Iowa24 | | 19 Central32 | |
| 34 Leander Clark27 | | 1917-18 (5-5) | | 33 Still16 | | 20 Iowa Wesleyan36 | | 35 Columbia18 | |
| 16 Missouri North38 | | 29 Waterloo YMCA13 | | 34 Luther16 | | 28 Parsons39 | | 21 Luther34 | |
| 8 Kansas Normal24 | | 23 Cornell34 | | 27 William Penn17 | | 16 Luther19 | | 47 William Penn20 | |
| 14 Des Moines | | 40 Dubuque17 | | 15 Simpson12 | | 28 William Penn19 | | 33 Parsons30 | |
| YMCA31 | | 20 Grinnell19 | | 28 Still17 | | 32 Upper Iowa22 | | 36 Simpson24 | |
| Coach — R.F. Seymour | | 33 Coe34 | | 28 Upper Iowa13 | | 33 Central18 | | 32 Parsons30 | |
| 1909-10 (4-3) | | 17 Dubuque13 | | 29 William Penn17 | | 40 Buena Vista17 | | 37 William Penn31 | |
| 23 Charles City26 | | 29 Upper Iowa30 | | 28 Simpson19 | | 16 Des Moines23 | | 37 Central43 | |
| 11 Waterloo YMCA27 | | 21 Upper Iowa13 | | 23 Cornell24 | | 23 Parsons25 | | Coach — A.D. Dickinson | |
| 11 Iowa34 | | 17 Coe20 | | 25 Upper Iowa13 | | 42 William Penn33 | | 1932-33 (9-4) | |
| 23 Kansas Normal17 | | 15 Creighton35 | | Coach — L.L. Mendenhall | | 33 Central17 | | 32 Coe34 | |
| 34 Cornell33 | | No Coach Designated | | 1923-24 (8-4) | | 21 Iowa Wesleyan26 | | 23 Iowa State29 | |
| 22 Cornell10 | | 1918-19 (2-6) | | 21 Hamilton9 | | Coach — A.D. Dickinson | | 28 Hamline22 | |
| 31 Waterloo YMCA20 | | 23 Camp Dodge29 | | 33 Hamilton20 | | 1928-29 (12-5) | | 49 Columbia17 | |
| Coach — Clayton B. Simmons | | 14 Des Moines12 | | 23 William Penn14 | | 23 Cornell34 | | 32 Luther29 | |
| 1910-11 (Incomplete) | | 23 Cornell25 | | 26 William Penn22 | | 18 Coe24 | | 40 Parsons37 | |
| 17 Iowa43 | | 13 Coe26 | | 25 Iowa Wesleyan8 | | 26 Columbia20 | | 41 William Penn25 | |
| 1911-12 (2-8) | | 17 Grinnell18 | | 17 Parsons13 | | 24 Columbia22 | | 40 Columbia44 | |
| 36 Lennox11 | | 20 Des Moines31 | | 10 Simpson25 | | 20 Luther21 | | 26 Simpson22 | |
| 21 Coe24 | | 19 Coe16 | | 19 Upper Iowa14 | | 33 Dubuque21 | | 40 William Penn44 | |
| 25 Leander Clark32 | | 6 Upper Iowa26 | | 15 Iowa Wesleyan17 | | 37 Parsons29 | | 27 Parsons24 | |
| 17 Charles City49 | | Coach — Russell Glaesner | | 31 Upper Iowa17 | | 43 William Penn28 | | 30 Luther27 | |
| 8 Iowa28 | | 1919-20 (7-9) | | 10 Simpson22 | | 38 Upper Iowa16 | | 22 Simpson26 | |
| 19 Leander Clark13 | | 15 Cedar Valley14 | | 12 Parsons16 | | 21 Luther27 | | Coach — Melvin Fritzel | |
| 16 Cornell50 | | 13 Cornell22 | | 38 Dubuque25 | | 41 Des Moines30 | | 1933-34 (9-5) | |
| 17 Cornell32 | | 28 William Penn13 | | 28 Parsons22 | | 29 West Union26 | | 34 Columbia17 | |
| 9 Coe35 | | 32 Waterloo Legion22 | | 19 Upper Iowa7 | | 25 Upper Iowa19 | | 34 Grinnell33 | |
| 16 Iowa21 | | 12 Cornell34 | | 22 Simpson25 | | 26 Central19 | | 27 Coe18 | |
| Coach — H.F. Pasini | | 31 Iowa Wesleyan27 | | 27 Parsons23 | | 34 William Penn25 | | 22 Grinnell30 | |
| 1912-13 (6-4) | | 18 Dubuque36 | | 29 William Penn17 | | 25 Parsons16 | | 34 Cornell32 | |
| 20 Iowa24 | | 33 Parsons15 | | Coach — A.D. Dickinson | | 27 Iowa State29 | | 30 Cornell35 | |
| 15 Iowa21 | | 11 Dubuque47 | | 1924-25 (10-1) | | Coach — A.D. Dickinson | | 29 Coe31 | |
| Coach — H.F. Pasini | | 24 Lennox25 | | 20 Ellsworth18 | | 1929-30 (13-2) | | 20 Columbia36 | |
| | | 33 Des Moines16 | | 26 Dubuque24 | | 20 Cornell22 | | 29 Simpson27 | |
| | | 15 Lennox18 | | 34 William Penn16 | | 21 Coe14 | | 35 Luther21 | |

| | | | | | | | |
|---------------------------------|---------------------------------|------------------------|---------------------------------|----------------------------------|---------------------------------|------------------------------|------------------------------|
| 1934-35 (6-10) | | 25 Grinnell.....24 | 25 Grinnell.....29 | 33 Morningside.....36 | 1948-49 (16-6) | | 72 Coe.....49 |
| 20 William Penn.....21 | 25 Coe.....30 | 36 Luther.....32 | 38 South Dakota.....50 | 42 South Dakota State.....46 | 63 Upper Iowa.....35 | 62 Luther.....60 | 62 Luther.....60 |
| 25 Coe.....30 | 36 Luther.....32 | 25 Cornell.....37 | 53 Omaha.....24 | 38 Augustana.....40 | 60 South Dakota.....46 | 67 St. Thomas.....51 | 67 St. Thomas.....51 |
| 36 Luther.....32 | 25 Cornell.....37 | 42 Morningside.....49 | 45 North Dakota State.....43 | 50 Morningside.....42 | 52 Nebraska.....63 | 63 South Dakota State.....53 | 63 South Dakota State.....53 |
| 24 Grinnell.....43 | 42 Morningside.....49 | 24 Luther.....29 | 24 Omaha.....19 | Coach — O.M. Nordly | 49 St. Olaf.....35 | 51 South Dakota.....48 | 51 South Dakota.....48 |
| 28 Simpson.....25 | 24 Luther.....29 | 47 Morningside.....38 | 32 Western Illinois.....58 | 1943-44 | 41 Ithaca.....40 | 54 North Dakota.....55 | 54 North Dakota.....55 |
| 24 Morningside.....38 | 47 Morningside.....38 | 37 Cornell.....48 | 42 Morningside.....17 | No Basketball (War Years) | 47 Kansas State.....54 | 57 North Dakota State.....60 | 57 North Dakota State.....60 |
| 37 Cornell.....48 | 37 Cornell.....48 | 31 Omaha.....45 | Coach — O.M. Nordly | 1944-45 | 56 Mankato State.....52 | 46 Grinnell.....54 | 46 Grinnell.....54 |
| 34 Simpson.....31 | 31 Omaha.....45 | 29 Coe.....33 | 1939-40 (11-7) | No Basketball (War Years) | 69 St. John's.....45 | 73 St. Ambrose.....57 | 73 St. Ambrose.....57 |
| 29 Coe.....33 | 29 Coe.....33 | 23 William Penn.....26 | 40 Coe.....27 | 1946-67 (13-7) | 57 North Dakota.....41 | 39 North Dakota State.....37 | 39 North Dakota State.....37 |
| 23 William Penn.....26 | 23 William Penn.....26 | 23 Omaha.....42 | 39 Coe.....38 | 96 Grinnell.....32 | 47 South Dakota State.....35 | 63 Morningside.....93 | 63 Morningside.....93 |
| 23 Omaha.....42 | 23 Omaha.....42 | Coach — A.D. Dickinson | 30 Northeast Missouri.....28 | 33 Drake.....36 | 42 Augustana.....40 | 51 South Dakota.....52 | 51 South Dakota.....52 |
| Coach — A.D. Dickinson | Coach — A.D. Dickinson | | 37 Southwest Louisiana.....29 | 75 St. Ambrose.....32 | 54 South Dakota State.....46 | 54 Augustana.....58 | 54 Augustana.....58 |
| 1935-36 (6-10) | 1935-36 (6-10) | | 23 Coe.....29 | 58 Northern Illinois.....38 | 61 Loras.....52 | 52 South Dakota State.....50 | 52 South Dakota State.....50 |
| 15 Coe.....16 | 15 Coe.....16 | | 28 Detroit.....29 | 60 South Dakota State.....28 | 60 Carleton.....48 | 74 Augustana.....60 | 74 Augustana.....60 |
| 23 Morningside.....22 | 23 Morningside.....22 | | 24 Western Illinois.....34 | 61 Simpson.....39 | 55 Morningside.....57 | 57 Morningside.....58 | 57 Morningside.....58 |
| 28 South Dakota.....41 | 28 South Dakota.....41 | | 36 South Dakota State.....31 | 40 South Dakota State.....49 | 61 Loras.....52 | 69 Loras.....68 | 69 Loras.....68 |
| 32 South Dakota State.....30 | 32 South Dakota State.....30 | | 26 South Dakota.....39 | 53 Augustana.....41 | 51 Augustana.....34 | 48 Carleton.....53 | 48 Carleton.....53 |
| 21 Coe.....28 | 21 Coe.....28 | | 40 North Dakota State.....44 | 48 Loras.....43 | 62 Morningside.....42 | Coach — O.M. Nordly | Coach — O.M. Nordly |
| 31 North Dakota.....43 | 31 North Dakota.....43 | | 32 North Dakota.....30 | 50 South Dakota.....45 | 65 Wisconsin-River Falls.....64 | | |
| 30 Morningside.....33 | 30 Morningside.....33 | | 43 Omaha.....32 | 47 Morningside.....49 | 49 Emporia.....63 | | |
| 27 South Dakota.....26 | 27 South Dakota.....26 | | 33 Grinnell.....32 | 52 Simpson.....44 | Coach — O.M. Nordly | | |
| 37 South Dakota State.....39 | 37 South Dakota State.....39 | | 40 Morningside.....33 | 46 Augustana.....32 | | | |
| 23 North Dakota State.....31 | 23 North Dakota State.....31 | | 40 Northeast Missouri.....42 | 45 St. Ambrose.....35 | | | |
| 29 North Dakota.....52 | 29 North Dakota.....52 | | 39 Omaha.....48 | 46 Ottumwa P-F.....42 | | | |
| 25 North Dakota State.....35 | 25 North Dakota State.....35 | | 40 Morningside.....39 | 38 Hamline.....51 | | | |
| 37 Omaha.....26 | 37 Omaha.....26 | | Coach — O.M. Nordly | 37 Ottumwa P-F.....71 | | | |
| 21 Omaha.....34 | 21 Omaha.....34 | | 1940-41 (11-6) | 43 Loras.....56 | | | |
| 29 Luther.....18 | 29 Luther.....18 | | 24 St. Thomas.....35 | 58 Montana State.....42 | | | |
| 39 Luther.....19 | 39 Luther.....19 | | 49 Coe.....38 | 22 Pepperdine.....64 | | | |
| Coach — A.D. Dickinson | Coach — A.D. Dickinson | | 49 Southwest Louisiana.....24 | Coach — O.M. Nordly | | | |
| 1936-37 (5-7) | 1936-37 (5-7) | | 32 Wayne State.....29 | 1946-47 (6-14) | | | |
| 22 Grinnell.....18 | 22 Grinnell.....18 | | 49 North Dakota.....40 | 53 Ottumwa P-F.....40 | | | |
| 21 Coe.....22 | 21 Coe.....22 | | 50 Western Illinois.....52 | 44 Hamline.....48 | | | |
| 23 North Dakota.....25 | 23 North Dakota.....25 | | 37 South Dakota.....45 | 36 Iowa State.....47 | | | |
| 38 Grinnell.....46 | 38 Grinnell.....46 | | 49 South Dakota State.....36 | 47 St. Ambrose.....37 | | | |
| 36 South Dakota State.....35 | 36 South Dakota State.....35 | | 27 Omaha.....47 | 39 Western Illinois.....56 | | | |
| 22 Morningside.....25 | 22 Morningside.....25 | | 20 Chicago Technical.....19 | 35 Northern Illinois.....37 | | | |
| 16 Morningside.....32 | 16 Morningside.....32 | | 40 Coe.....36 | 36 Emporia.....46 | | | |
| 33 Omaha.....24 | 33 Omaha.....24 | | 61 North Dakota State.....53 | 48 Ottumwa P-F.....51 | | | |
| 23 North Dakota State.....28 | 23 North Dakota State.....28 | | 24 Chicago Technical.....22 | 35 Milwaukee.....44 | | | |
| 35 Coe.....34 | 35 Coe.....34 | | 56 Morningside.....42 | 42 Tech College.....44 | | | |
| 30 South Dakota.....34 | 30 South Dakota.....34 | | 27 Omaha.....19 | 49 North Dakota State.....42 | | | |
| 46 Omaha.....31 | 46 Omaha.....31 | | 36 Wayne State.....41 | 60 South Dakota State.....53 | | | |
| Coach — A.D. Dickinson | Coach — A.D. Dickinson | | 41 Morningside.....48 | 34 Augustana.....35 | | | |
| 1937-38 (9-5) | 1937-38 (9-5) | | Coach — O.M. Nordly | 36 Western Michigan.....45 | | | |
| 26 Iowa State.....30 | 26 Iowa State.....30 | | 1941-42 (10-9) | 46 Morningside.....42 | | | |
| 36 Washington.....32 | 36 Washington.....32 | | 36 St. Thomas.....44 | 48 South Dakota State.....67 | | | |
| 46 Coe.....41 | 46 Coe.....41 | | 31 Chicago Technical.....34 | 62 St. Ambrose.....44 | | | |
| 40 Coe.....21 | 40 Coe.....21 | | 33 Milwaukee Technical.....50 | 42 Western Illinois.....49 | | | |
| 28 Iowa State.....35 | 28 Iowa State.....35 | | 44 Chicago Technical.....33 | 54 Western Michigan.....63 | | | |
| 33 Omaha.....30 | 33 Omaha.....30 | | 22 Morningside.....34 | 42 Augustana.....46 | | | |
| 33 North Dakota.....42 | 33 North Dakota.....42 | | 39 Grinnell.....47 | Coach — O.M. Nordly | | | |
| 34 North Dakota State.....25 | 34 North Dakota State.....25 | | 38 South Dakota State.....37 | 1947-48 (14-6) | | | |
| 29 South Dakota State.....18 | 29 South Dakota State.....18 | | 40 Western Illinois.....35 | 49 Drake.....58 | | | |
| 28 South Dakota.....22 | 28 South Dakota.....22 | | 33 North Dakota State.....44 | 54 South Dakota.....29 | | | |
| 55 Omaha.....43 | 55 Omaha.....43 | | 43 Omaha.....35 | 53 North Dakota.....39 | | | |
| 29 Morningside.....23 | 29 Morningside.....23 | | 48 South Dakota.....26 | 45 Simpson.....44 | | | |
| 30 Hamline.....33 | 30 Hamline.....33 | | 48 Luther.....39 | 52 Luther.....38 | | | |
| 34 Morningside.....41 | 34 Morningside.....41 | | 60 Western Illinois.....45 | 48 Gustavus Adolphus.....53 | | | |
| Coach — O.M. Nordly | Coach — O.M. Nordly | | 50 North Dakota.....38 | 68 Mankato State.....59 | | | |
| 1938-39 (9-8) | 1938-39 (9-8) | | 34 North Dakota State.....38 | 69 South Dakota State.....42 | | | |
| 36 Coe.....26 | 36 Coe.....26 | | 47 Omaha.....42 | 42 Iowa State.....52 | | | |
| 33 Hamline.....35 | 33 Hamline.....35 | | 21 Luther.....32 | 49 North Dakota State.....40 | | | |
| 51 Western Illinois.....43 | 51 Western Illinois.....43 | | 35 Morningside.....42 | 42 South Dakota.....33 | | | |
| 39 Iowa State.....29 | 39 Iowa State.....29 | | 48 Grinnell.....31 | 71 Morningside.....49 | | | |
| 38 Coe.....32 | 38 Coe.....32 | | Coach — O.M. Nordly | 69 Luther.....43 | | | |
| 36 Grinnell.....52 | 36 Grinnell.....52 | | 1942-43 (3-9) | 59 Augustana.....37 | | | |
| 32 Iowa State.....43 | 32 Iowa State.....43 | | 35 Loras.....50 | 37 South Dakota State.....41 | | | |
| 35 North Dakota.....23 | 35 North Dakota.....23 | | 27 South Dakota State.....46 | 40 Luther.....48 | | | |
| 34 Morningside.....48 | 34 Morningside.....48 | | 36 Loras.....38 | 45 Augustana.....44 | | | |
| | | | 44 Grinnell.....28 | 41 Morningside.....40 | | | |
| | | | 33 Iowa State.....34 | 58 Luther.....42 | | | |
| | | | 28 North Dakota.....32 | 58 San Jose State.....64 | | | |
| | | | 58 Augustana.....36 | Coach — O.M. Nordly | | | |
| | | | 32 South Dakota.....35 | | | | |

| | | | | | | | | | |
|----------------------|---------------------------|----------------------|---------------------------|------------------------|---------------------------|------------------------|---------------------------|-----------------------|----------------------------|
| 60 | Cornell.....82 | 69 | South Dakota State.....83 | 78 | Western Illinois.....75 | 62 | Mankato State.....64 | 72 | North Dakota.....85 |
| 73 | Loras.....81 | 65 | Augustana.....51 | 69 | Parsons.....66 | 78 | Macalester.....68 | 119 | Augustana.....98 |
| 76 | North Dakota State.....70 | Coach — James Witham | | 95 | Illinois State.....76 | 48 | Southern Illinois.....67 | 89 | Central Missouri |
| 67 | South Dakota.....68 | | | 75 | Cornell.....51 | 71 | Washington | State.....74 | |
| 74 | Morningside.....83 | | | 67 | South Dakota State.....73 | | University.....82 | 91 | North Dakota State.....64 |
| 83 | South Dakota State.....65 | | | 67 | Morningside.....72 | 53 | North Dakota.....69 | 78 | South Dakota.....89 |
| 70 | South Dakota State.....98 | | | 87 | South Dakota.....97 | 87 | Western Illinois.....73 | 94 | Morningside.....73 |
| 87 | Augustana.....86 | | | 84 | Loras.....49 | 83 | Northern Illinois.....69 | 102 | South Dakota State.....87 |
| 85 | Grinnell.....88 | | | 73 | North Dakota State.....51 | 106 | Wartburg.....80 | 78 | South Dakota State.....121 |
| 89 | North Dakota.....71 | | | 85 | South Dakota.....60 | 66 | South Dakota.....77 | 77 | Augustana.....79 |
| 103 | Morningside.....71 | | | 92 | Augustana.....68 | 66 | Morningside.....72 | 111 | Western Illinois.....79 |
| 95 | Augustana.....57 | | | 71 | North Dakota State.....58 | 104 | Winona State.....85 | 78 | Central Missouri |
| Coach — Stanley Hall | | | | 85 | North Dakota.....79 | 76 | South Dakota State.....74 | State.....79 | |
| | | | | 92 | Wartburg.....67 | 82 | North Dakota State.....69 | 94 | North Dakota.....77 |
| | | | | 74 | South Dakota State.....66 | 69 | North Dakota State.....66 | 81 | Morningside.....68 |
| | | | | 68 | Augustana.....71 | 60 | North Dakota.....63 | Coach — Zeke Hogeland | |
| | | | | 84 | Mankato State.....74 | 68 | Northern Illinois.....64 | | |
| | | | | 98 | Morningside.....74 | 73 | Augustana.....69 | | |
| | | | | 78 | North Dakota.....60 | 88 | South Dakota State.....79 | | |
| | | | | 81 | Augustana.....78 | 93 | South Dakota.....67 | | |
| | | | | 81 | Hamline.....68 | 80 | Western Illinois.....63 | | |
| | | | | 77 | Nebraska Wesleyan.....78 | 74 | Augustana.....71 | | |
| | | | | Coach — Norman Stewart | | 103 | Morningside.....86 | | |
| | | | | | | Coach — Norman Stewart | | | |
| | | | | | | | | | |
| | | | | | | | | | |
| | | | | | | | | | |
| | | | | | | | | | |
| | | | | | | | | | |
| | | | | | | | | | |
| | | | | | | | | | |
| | | | | | | | | | |
| | | | | | | | | | |
| | | | | | | | | | |
| | | | | | | | | | |
| | | | | | | | | | |
| | | | | | | | | | |
| | | | | | | | | | |
| | | | | | | | | | |
| | | | | | | | | | |
| | | | | | | | | | |
| | | | | | | | | | |
| | | | | | | | | | |
| | | | | | | | | | |
| | | | | | | | | | |
| | | | | | | | | | |
| | | | | | | | | | |
| | | | | | | | | | |
| | | | | | | | | | |
| | | | | | | | | | |
| | | | | | | | | | |
| | | | | | | | | | |
| | | | | | | | | | |
| | | | | | | | | | |
| | | | | | | | | | |
| | | | | | | | | | |
| | | | | | | | | | |
| | | | | | | | | | |
| | | | | | | | | | |
| | | | | | | | | | |
| | | | | | | | | | |
| | | | | | | | | | |
| | | | | | | | | | |
| | | | | | | | | | |
| | | | | | | | | | |
| | | | | | | | | | |
| | | | | | | | | | |
| | | | | | | | | | |
| | | | | | | | | | |
| | | | | | | | | | |
| | | | | | | | | | |
| | | | | | | | | | |
| | | | | | | | | | |
| | | | | | | | | | |
| | | | | | | | | | |
| | | | | | | | | | |
| | | | | | | | | | |
| | | | | | | | | | |
| | | | | | | | | | |
| | | | | | | | | | |
| | | | | | | | | | |
| | | | | | | | | | |
| | | | | | | | | | |
| | | | | | | | | | |
| | | | | | | | | | |
| | | | | | | | | | |
| | | | | | | | | | |
| | | | | | | | | | |
| | | | | | | | | | |
| | | | | | | | | | |
| | | | | | | | | | |
| | | | | | | | | | |
| | | | | | | | | | |
| | | | | | | | | | |
| | | | | | | | | | |
| | | | | | | | | | |
| | | | | | | | | | |
| | | | | | | | | | |
| | | | | | | | | | |
| | | </ | | | | | | | |

| | |
|-----------------------|----------------------------|
| 75 | North Dakota State.....77 |
| 67 | Mankato State.....82 |
| 82 | North Dakota.....85 |
| 78 | Mankato State.....84 |
| 58 | Morningside.....73 |
| 100 | South Dakota.....92 |
| 85 | North Dakota State.....100 |
| 77 | North Dakota.....93 |
| 73 | Loras.....86 |
| 71 | Bradley.....117 |
| 91 | Augustana.....82 |
| 78 | South Dakota State.....96 |
| 88 | South Dakota State.....106 |
| 86 | Augustana.....93 |
| 71 | North Dakota State.....73 |
| 91 | North Dakota.....74 |
| 78 | Morningside.....65 |
| 92 | South Dakota.....108 |
| 72 | Mankato State.....86 |
| Coach — Zeke Hogeland | |

1971-72 (10-13)

| | |
|-----------------------|---------------------------|
| 87 | Minnesota-Duluth.....82 |
| 56 | Eastern Illinois.....69 |
| 91 | Western Illinois.....101 |
| 76 | Eastern Illinois.....79 |
| 98 | Central Missouri.....71 |
| 54 | South Dakota.....82 |
| 72 | North Dakota State.....80 |
| 79 | Mankato State.....81 |
| 91 | Morningside.....60 |
| 74 | South Dakota.....80 |
| 69 | North Dakota State.....65 |
| 61 | North Dakota.....75 |
| 79 | Western Illinois.....82 |
| 75 | Augustana.....80 |
| 72 | South Dakota State.....78 |
| 78 | Augustana.....65 |
| 85 | South Dakota State.....81 |
| 87 | North Dakota State.....75 |
| 61 | North Dakota.....76 |
| 85 | Morningside.....74 |
| 89 | South Dakota.....77 |
| 67 | Mankato State.....62 |
| 50 | Mankato State.....62 |
| Coach — Zeke Hogeland | |

1972-73 (11-13)

| | |
|-----------------------|------------------------------|
| 75 | Wayne State.....60 |
| 82 | Ball State.....89 |
| 92 | Central Ohio.....59 |
| 94 | Central Missouri.....109 |
| 67 | Northern South Dakota.....74 |
| 73 | Mankato State.....59 |
| 73 | Augustana.....69 |
| 54 | Mankato State.....59 |
| 101 | Augustana.....78 |
| 67 | South Dakota State.....78 |
| 75 | Eastern Illinois.....66 |
| 64 | North Dakota State.....76 |
| 63 | North Dakota.....68 |
| 68 | Bemidji State.....69 |
| 68 | South Dakota.....80 |
| 90 | Morningside.....77 |
| 66 | Eastern Illinois.....96 |
| 65 | Mankato State.....61 |
| 58 | South Dakota State.....89 |
| 85 | Augustana.....104 |
| 62 | North Dakota.....74 |
| 91 | North Dakota State.....81 |
| 83 | Morningside.....61 |
| 79 | South Dakota.....77 |
| Coach — Zeke Hogeland | |

1973-74 (4-22)

| | |
|----|--------------------------------|
| 56 | Wisconsin-Stevens Point.....72 |
| 65 | Central Missouri State.....96 |
| 60 | Kansas.....94 |
| 60 | Western Illinois.....64 |

| | |
|---------------------|---------------------------|
| 99 | Westmar.....66 |
| 55 | Nebraska.....73 |
| 54 | North Dakota.....57 |
| 71 | Mankato State.....70 |
| 59 | Augustana.....87 |
| 64 | Mankato State.....73 |
| 63 | Augustana.....80 |
| 76 | South Dakota State.....98 |
| 55 | North Dakota State.....63 |
| 56 | North Dakota.....65 |
| 51 | Eastern Illinois.....81 |
| 76 | South Dakota.....86 |
| 64 | Morningside.....75 |
| 84 | Briar Cliff.....67 |
| 64 | Mankato State.....83 |
| 68 | South Dakota State.....67 |
| 48 | Augustana.....60 |
| 57 | Western Illinois.....101 |
| 61 | North Dakota.....75 |
| 65 | North Dakota State.....97 |
| 77 | Morningside.....82 |
| 79 | South Dakota.....80 |
| Coach — James Berry | |

1974-75 (6-20)

| | |
|---------------------|----------------------------|
| 91 | Central Missouri St.....90 |
| 72 | Western Michigan.....101 |
| 70 | Nebraska-Omaha.....80 |
| 77 | Western Illinois.....85 |
| 50 | Eastern Illinois.....78 |
| 70 | Iowa State.....123 |
| 67 | Loras.....79 |
| 63 | Morningside.....77 |
| 53 | North Dakota.....78 |
| 63 | South Dakota State.....71 |
| 61 | Mankato State.....58 |
| 66 | Augustana.....78 |
| 71 | South Dakota State.....85 |
| 46 | North Dakota State.....94 |
| 65 | North Dakota.....67 |
| 88 | South Dakota.....90 |
| 82 | Morningside.....65 |
| 65 | Briar Cliff.....83 |
| 93 | Mankato State.....92 |
| 68 | South Dakota State.....86 |
| 73 | Augustana.....77 |
| 98 | Western Illinois.....78 |
| 47 | North Dakota.....68 |
| 66 | North Dakota State.....77 |
| 86 | Morningside.....83 |
| 73 | South Dakota.....76 |
| Coach — James Berry | |

1975-76 (9-17)

| | |
|---------------------|----------------------------|
| 88 | Dubuque.....72 |
| 70 | Loras.....73 |
| 74 | Nebraska-Omaha.....76 |
| 61 | Western Michigan.....91 |
| 67 | Wisconsin-Milwaukee.....66 |
| 61 | Augustana.....68 |
| 59 | South Dakota State.....72 |
| 73 | Morningside.....81 |
| 73 | Western Illinois.....99 |
| 84 | Mankato State.....68 |
| 66 | Illinois State.....102 |
| 68 | Augustana.....67 |
| 68 | South Dakota State.....85 |
| 70 | North Dakota State.....71 |
| 69 | North Dakota.....88 |
| 79 | South Dakota.....97 |
| 80 | Morningside.....86 |
| 66 | Mankato State.....80 |
| 69 | Eastern Illinois.....77 |
| 77 | South Dakota State.....71 |
| 73 | Augustana.....65 |
| 77 | North Dakota.....98 |
| 85 | North Dakota State.....97 |
| 95 | Morningside.....74 |
| 112 | South Dakota.....84 |
| 95 | Western Illinois.....94 |
| Coach — James Berry | |

1976-77 (9-18)

| | |
|---------------------|---------------------------|
| 67 | Loras.....63 |
| 66 | Eastern Illinois.....72 |
| 79 | St. Ambrose.....68 |
| 69 | Western Illinois.....67 |
| 74 | Augustana (Ill.).....75 |
| 68 | Nebraska-Omaha.....77 |
| 70 | Mankato State.....79 |
| 85 | South Dakota State.....84 |
| 78 | Augustana.....74 |
| 46 | Youngstown State.....48 |
| 70 | Mankato State.....102 |
| 61 | Illinois State.....74 |
| 68 | Augustana.....70 |
| 68 | South Dakota State.....78 |
| 68 | North Dakota State.....79 |
| 62 | North Dakota.....65 |
| 77 | Nebraska-Omaha.....70 |
| 82 | South Dakota.....87 |
| 66 | Morningside.....63 |
| 60 | Western Illinois.....64 |
| 84 | Mankato State.....72 |
| 78 | South Dakota State.....87 |
| 83 | Augustana.....96 |
| 62 | North Dakota.....66 |
| 86 | North Dakota State.....80 |
| 78 | Morningside.....86 |
| 83 | South Dakota.....85 |
| Coach — James Berry | |

1977-78 (15-12)

| | |
|---------------------|---------------------------|
| 88 | Loras.....84 |
| 60 | Western Michigan.....68 |
| 83 | Western Illinois.....99 |
| 96 | Missouri-St. Louis.....79 |
| 65 | Wichita State.....81 |
| 84 | North Dakota State.....82 |
| 55 | Morningside.....61 |
| 71 | Augustana.....63 |
| 79 | Missouri-St. Louis.....63 |
| 68 | Nebraska-Omaha.....70 |
| 77 | Augustana (Ill.).....92 |
| 64 | Augustana.....69 |
| 61 | South Dakota State.....47 |
| 77 | Youngstown State.....65 |
| 59 | North Dakota State.....58 |
| 51 | North Dakota.....58 |
| 67 | South Dakota.....58 |
| 64 | OT Morningside.....62 |
| 61 | Nebraska-Omaha.....67 |
| 49 | South Dakota State.....56 |
| 65 | Augustana.....51 |
| 76 | Western Illinois.....81 |
| 60 | North Dakota.....71 |
| 69 | North Dakota State.....63 |
| 83 | Morningside.....67 |
| 79 | South Dakota.....67 |
| 76 | Illinois State.....82 |
| Coach — James Berry | |

1978-79 (18-11)

| | |
|-----|------------------------------|
| 82 | Wisconsin-Platteville.....77 |
| 53 | Kansas State.....82 |
| 90 | Cornell.....55 |
| 84 | Northeast Missouri.....77 |
| 110 | Elmhurst.....71 |
| 79 | Augustana (Ill.).....76 |
| 62 | South Dakota.....74 |
| 88 | Minnesota-Duluth.....71 |
| 93 | Savannah State.....81 |
| 101 | OT Armstrong State.....107 |
| 72 | OT Biscayne.....74 |
| 48 | Manhattanville.....40 |
| 85 | Florida South.....70 |
| 74 | South Dakota.....76 |
| 62 | Northern Michigan.....71 |
| 81 | Eastern Illinois.....72 |
| 71 | Western Illinois.....63 |
| 70 | Akron.....65 |
| 77 | Youngstown State.....65 |
| 68 | Northeast Missouri.....77 |
| 90 | Northern Michigan.....76 |

| | |
|---------------------|----------------------------|
| 85 | Morningside.....63 |
| 67 | Western Illinois.....78 |
| 67 | Eastern Illinois.....71 |
| 73 | St. Louis.....62 |
| 61 | Youngstown State.....63 |
| 88 | Akron.....70 |
| 84 | Nebraska-Omaha.....72 |
| 50 | Wisconsin-Green Bay.....56 |
| Coach — James Berry | |

1979-80 (12-13)

| | |
|---------------------|-------------------------------|
| 72 | OT Wisconsin-LaCrosse.....73 |
| 38 | Kansas State.....84 |
| 46 | Iowa.....78 |
| 79 | Winona State.....45 |
| 83 | Morningside.....47 |
| 68 | Cornell.....51 |
| 78 | Western Michigan.....63 |
| 68 | Loras.....57 |
| 66 | OT New Orleans.....72 |
| 64 | Centenary.....65 |
| 57 | Arkansas State.....71 |
| 54 | Augustana (IL).....71 |
| 69 | Valparaiso.....55 |
| 53 | Eastern Illinois.....77 |
| 84 | Western Illinois.....71 |
| 96 | St. Ambrose.....61 |
| 69 | Youngstown State.....72 |
| 58 | Northern Michigan.....67 |
| 78 | Southeastern Louisiana.....68 |
| 64 | Northern Michigan.....71 |
| 67 | Western Illinois.....63 |
| 46 | Eastern Illinois.....47 |
| 56 | Illinois State.....77 |
| 70 | Youngstown State.....65 |
| 73 | St. Francis.....57 |
| Coach — James Berry | |

1980-81 (8-19)

| | |
|---------------------|-------------------------------|
| 66 | Alabama.....93 |
| 54 | Kansas State.....72 |
| 52 | Missouri Western.....55 |
| 69 | Iowa State.....83 |
| 51 | Centenary.....67 |
| 53 | Eastern Kentucky.....73 |
| 60 | Augustana (IL).....53 |
| 53 | Portland State.....75 |
| 77 | (n)Montana St.....70 |
| 63 | Arkansas State.....58 |
| 52 | Iowa.....86 |
| 55 | New Orleans.....67 |
| 61 | Southeastern Louisiana.....64 |
| 57 | Arkansas State.....78 |
| 75 | Ath. in Action-Canada.....101 |
| 70 | Pan American.....94 |
| 58 | OT Valparaiso.....61 |
| 65 | Campbell.....64 |
| 45 | OT UNC-Wilmington.....48 |
| 54 | Loras.....52 |
| 70 | Centenary.....69 |
| 58 | 2OT Valparaiso.....54 |
| 63 | Illinois State.....65 |
| 71 | OT Pan American.....69 |
| 62 | UNC-Wilmington.....64 |
| 64 | Western Kentucky.....69 |
| 64 | OT Campbell.....65 |
| 44 | Illinois State.....64 |
| Coach — James Berry | |

1981-82 (12-15)

| | |
|----|------------------------|
| 50 | @Kansas State.....86 |
| 54 | OT Winona State.....53 |
| 36 | @Arkansas State.....58 |
| 66 | Luther.....53 |
| 53 | @Iowa.....84 |
| 53 | @Wisconsin.....65 |
| 58 | @Drake.....62 |

| | |
|---------------------|-----------------------------|
| 82 | Cornell University.....70 |
| 42 | Nebraska.....53 |
| 69 | Eastern Kentucky.....60 |
| 65 | @Iowa State.....78 |
| 56 | Arkansas State.....49 |
| 54 | @Wisconsin-Green Bay.....64 |
| 67 | Chicago State.....64 |
| 68 | Eastern Illinois.....63 |
| 49 | @UNC-Wilmington.....63 |
| 76 | Valparaiso.....70 |
| 71 | Western Illinois.....68 |
| 68 | Wisconsin-Green Bay.....61 |
| 70 | @Valparaiso.....65 |
| 84 | U.S. International.....64 |
| 58 | UNC-Wilmington.....60 |
| 39 | @Illinois State.....62 |
| 65 | @Eastern Illinois.....74 |
| 67 | Western Kentucky.....75 |
| 56 | @Notre Dame.....86 |
| 73 | @Western Illinois.....92 |
| Coach — James Berry | |

1982-83 (13-18)

| | |
|---------------------|-----------------------------|
| 69 | Wayne State.....49 |
| 69 | @Wisconsin.....76 |
| 57 | @Western Kentucky.....63 |
| 61 | St. Francis (PA).....66 |
| 63 | Arkansas State.....58 |
| 63 | @Wisconsin-Green Bay.....73 |
| 65 | @Drake.....73 |
| 102 | Bemidji State.....64 |
| 60 | Illinois State.....66 |
| 57 | OT @Hawaii.....62 |
| 55 | Western Illinois.....77 |
| 66 | Abilene Christian.....56 |
| 50 | @Iowa State.....73 |
| 62 | @Missouri.....91 |
| 48 | @Kansas State.....69 |
| 82 | Illinois at Chicago.....70 |
| 77 | Valparaiso.....52 |
| 53 | @Western Illinois.....67 |
| 61 | @Eastern Illinois.....73 |
| 47 | @Arkansas State.....53 |
| 69 | Wisconsin-Green Bay.....56 |
| 71 | Eastern Illinois.....67 |
| 96 | Winona State.....70 |
| 85 | @Valparaiso.....64 |
| 60 | Pan American.....51 |
| 63 | Beloit.....48 |
| 69 | Western Illinois.....77 |
| 63 | @Southwest Missouri.....72 |
| 60 | @Pan American.....61 |
| 66 | Southwest Missouri.....60 |
| 51 | @Notre Dame.....75 |
| Coach — James Berry | |

1983-84 (18-10)

| | |
|----|-----------------------------|
| 78 | Palmetto AAU (Exh.).....56 |
| 88 | Wayne State.....70 |
| 83 | Westmar.....67 |
| 60 | Wisconsin.....59 |
| 67 | Drake.....55 |
| 58 | Georgia.....80 |
| 86 | Austin Peay.....71 |
| 64 | @Nebraska.....90 |
| 78 | George Williams.....55 |
| 46 | @Illinois State.....67 |
| 67 | Kansas State.....64 |
| 75 | @Iowa State.....91 |
| 65 | @Missouri.....80 |
| 81 | Illinois at Chicago.....79 |
| 59 | Western Illinois.....52 |
| 45 | @Southwest Missouri.....62 |
| 65 | Eastern Illinois.....60 |
| 68 | Cleveland State.....56 |
| 78 | @Illinois at Chicago.....90 |
| 53 | @Valparaiso.....47 |
| 71 | @Cleveland State.....68 |

1995-96 MVC COMPOSITE SCHEDULE (All Times Central)

November 4

Athletes in Action at Wichita State 7:30

November 8

Team Pella (AAU) 6:00

November 10

International Exhibition at Southern Illinois 7:05

November 11

International Exhibition at Tulsa 7:05

November 13

International Exhibition at Evansville 7:35

November 14

International Exhibition at Wichita State 7:30

November 15

Team Pella (AAU) at Northern Iowa 7:05

November 18

International Exhibition at Indiana State 6:00

Converse All-Stars at Evansville 7:35

November 20

Portugal at Northern Iowa 7:05

November 21

Conoco Oil at Tulsa 7:05

November 24

Illinois State at San Juan Shootout

Wichita State at Big Island Invitational

Liberty at Drake 7:05

November 25

Indiana State at Middle Tennessee State 1:00

Bradley at Kansas State 2:05

Texas-Pan American at Southwest Missouri State 7:05

Creighton at Southern Methodist TBA

Illinois State at San Juan Shootout

Wichita State at Big Island Invitational

November 26

Southern Utah at Northern Iowa 7:05

Illinois State at San Juan Shootout

Wichita State at Big Island Invitational

November 27

Athletes in Action at Southern Illinois 7:05

November 28

Drake at Iowa 7:05

Southwestern Louisiana at Southwest Missouri State 7:05

Chicago State at Evansville 7:35

November 29

Bradley at Villanova 6:30

Southern Illinois at Northern Illinois 7:05

December 1

Tennessee-Martin at Southwest Missouri State 8:30

December 2

Drake at Loyola-Chicago 4:05

Northern Iowa at Central Florida 6:30

Southern Illinois at Old Dominion 6:35

Duquesne at Illinois State 7:05

New Orleans at Bradley 7:05

North Carolina A&T at Tulsa 7:05

Western Michigan at Evansville 7:35

Southwest Missouri State Pizza Hut Classic TBA

Wichita State at Southern Methodist TBA

December 4

Northern Illinois at Wichita State 7:30

Drake at Utah 8:35

Tulsa at Western Kentucky 7:00

December 5

St. Louis at Bradley 7:05

Iowa at Northern Iowa 7:05

December 6

Illinois State at Ohio 6:00

Loyola-Chicago at Indiana State 6:00

Evansville at Michigan State 6:35

Nebraska at Creighton 7:05

Iowa State at Drake 7:05

December 9

Indiana State at Butler 1:00

Tulsa at Temple (ESPN) 1:05

Florida Atlantic at Southern Illinois 2:05

Southwest Missouri State at Texas Tech 7:00

Oral Roberts at Creighton 7:05

Samford at Drake 7:05

Fairleigh-Dickinson at Illinois State 7:05

Evansville at Wichita State 7:30

December 14

Southeast Missouri State at Southern Illinois 7:05

December 16

Southern Illinois at St. Louis 1:05

Eastern Illinois at Indiana State 6:00

Northern Iowa at Nebraska 7:05

Western Illinois at Bradley 7:05

Morgan State at Creighton 7:05

Baylor at Drake 7:05

Northwestern State at Southwest Missouri State 7:05

Mississippi at Wichita State 7:30

North Texas at Evansville 7:35

December 17

Prairie View at Tulsa 7:05

December 18

Santa Clara at Illinois State 7:05

Loyola-Chicago at Northern Iowa 7:05

North Carolina-Charlotte at Southern Illinois 7:05

December 19

Indiana State at Mercer 6:30

Wichita State at Southwest Missouri State 7:05

Creighton at Nevada 8:00

December 20

Austin Peay at Southern Illinois 7:05

New Mexico State at Tulsa 7:05

Indiana at Evansville 7:35

Creighton at Hawaii Nike Festival TBA

December 21

Illinois State at North Carolina-Wilmington 6:30

Central Florida at Northern Iowa 7:05

December 22

Indiana State at Georgia Southern 6:30

Central Michigan at Wichita State 7:30

December 23

Chicago State at Bradley 1:05

Evansville at Kent State 1:05

Southwest Missouri State at East Carolina 2:00

Illinois State at Virginia Commonwealth TBA

December 28

Fairleigh-Dickinson at Indiana State 6:00

Creighton at Missouri-Kansas City 7:30

Southern Illinois at Hawaii-Hilo Holiday Shootout

Wichita State Cessna Classic

December 29

Bradley at Cable Car Classic

Southern Illinois at Hawaii-Hilo Holiday Shootout

Wichita State Cessna Classic

December 30

Southwest Missouri State at St. Louis 1:05

Creighton at Evansville 3:05

Ball State at Indiana State 6:00

Tulsa Bank IV Classic

East Carolina at Illinois State 7:05

Drake at Texas-San Antonio 7:30

Southern Illinois at Hawaii-Hilo Holiday Shootout

Bradley at Cable Car Classic

December 31

Bethune-Cookman at Northern Iowa 1:35

January 2

Wichita State at Kansas State 7:00

Oklahoma State at Tulsa 7:05

Florida International at Evansville 7:35

January 3

Bradley at Creighton 7:00

Indiana State at Illinois State 7:05

Northern Iowa at Southwest Missouri State 7:05

January 4

Wichita State at Drake 7:05

January 6

Wichita State at Creighton (MVC TV) 11:05 a.m.
Bradley at Northern Iowa 7:05
Illinois State at Southern Illinois 7:05
Tulsa at Evansville 7:35

January 7

Southwest Missouri State at Indiana State (MVC TV) 8:05

January 8

Creighton at Drake 7:05
Northern Iowa at Southern Illinois 7:05
Alabama-Birmingham at Tulsa 7:05

January 10

Creighton at Bradley 7:05
Indiana State at Wichita State 7:30

January 11

Drake at Tulsa 7:05
Southwest Missouri State at Illinois State 7:05
Southern Illinois at Utah State (ESPN) 11:05

January 12

Northern Iowa at Southern Utah 8:35

January 13

Evansville at Indiana State 6:00
Southwest Missouri State at Bradley 7:05
Drake at Wichita State 7:30
Creighton at Sacramento State 9:00

January 14

Illinois State at Tulsa (MVC TV) 8:05

January 15

Southern Illinois at Bradley 7:05
Northern Iowa at Evansville 7:35

January 16

Indiana State at Drake 7:05
Illinois State at Wichita State 7:30

January 17

Tulsa at Creighton 7:05
Evansville at Southwest Missouri State 7:05

January 18

Southern Illinois at Drake 7:05

January 20

Tulsa at Southwest Missouri State 1:35
Indiana State at Creighton 7:05
Wichita State at Southern Illinois 7:05
Bradley at Illinois State 8:05
Evansville at Vanderbilt TBA

January 21

Drake at Northern Iowa (MVC TV) 8:05

January 22

Wichita State at Indiana State 6:00
Illinois State at Southwest Missouri State 7:05

January 23

Bradley at Evansville 7:35

January 24

Creighton at Tulsa 7:05
Southern Illinois at Northern Iowa 7:05

January 25

Bradley at Indiana State 6:00
Drake at Illinois State 7:05

January 27

Evansville at Southern Illinois (MVC TV) 11:05 a.m.
Northern Iowa at Indiana State 6:00
Southwest Missouri State at Creighton 7:05
Tulsa at Drake 7:05
Wichita State at Illinois State 7:05

January 29

Wichita State at Bradley 7:05
Southern Illinois at Creighton 7:05
Tulsa at Northern Iowa 7:05

January 30

Illinois State at Evansville 7:35

January 31

Drake at Bradley 7:05
Indiana State at Southern Illinois 7:05
Southwest Missouri State at Tulsa 7:05

February 2

Illinois State at Cincinnati (ESPN) 11:05

February 3

Southern Illinois at Southwest Missouri State (MVC TV) 11:05 a.m.
Indiana State at Northern Iowa 1:35
Evansville at Drake 7:05
Creighton at Wichita State 7:30

February 4

Tulsa at Bradley (MVC TV) 8:05

February 5

Illinois at Creighton 7:05
Evansville at Northern Iowa 7:05
Southern Illinois at Wichita State 7:30

February 7

Bradley at Southwest Missouri State 7:05

February 8

Drake at Indiana State 6:00
Creighton at Southern Illinois 7:05
Northern Iowa at Illinois State 7:05

February 10

Drake at Evansville (MVC TV) 11:05 a.m.
Northern Iowa at Bradley 2:05
Creighton at Indiana State 6:00
Tulsa at Wichita State 7:30

February 11

Southern Illinois at Illinois State (MVC TV) 8:05

February 12

Evansville at Tulsa 7:05

February 13

Southwest Missouri State at Northern Iowa 7:05

February 14

Marquette at Creighton 7:05
Illinois State at Drake 7:05
Tulsa at Southern Illinois 7:05
Indiana State at Evansville 7:35

February 15

Bradley at Wichita State 7:30

February 17

Bradley at Tulsa (MVC TV) 11:05 a.m.
Northern Iowa at Creighton 7:05
Drake at Southern Illinois 7:05
Indiana State at Southwest Missouri State 7:05

February 18

Evansville at Illinois State (MVC TV) 8:05

February 19

Southwest Missouri State at Drake 7:05
Indiana State at Tulsa 7:05
Wichita State at Northern Iowa 7:05

February 21

Southern Illinois at Indiana State 6:00
Evansville at Bradley 7:05
Creighton at Northern Iowa 7:05
Tulsa at Illinois State 7:05

February 22

Southwest Missouri State at Wichita State 7:30

February 24

Illinois State at Bradley (ESPN) 1:05
Creighton at Southwest Missouri State 7:05
Northern Iowa at Drake 7:05
Wichita State at Tulsa 7:05
Southern Illinois at Evansville 7:35

February 26

Illinois State at Indiana State 6:00
Bradley at Southern Illinois 7:05
Drake at Creighton 7:05
Northern Iowa at Tulsa 7:05
Southwest Missouri State at Evansville 7:35

February 27

Oral Roberts at Wichita State 7:30



March 2-4

Diet Pepsi Missouri Valley Conference Tournament at St. Louis, MO



NORTHERN IOWA BASKETBALL SCHEDULE

1995- 1996



| | | |
|---------|--------------------------------|------|
| Nov. 15 | Team Pella (Exhib.) (West Gym) | 7:05 |
| Nov. 20 | Portugal (Exhib.) | 7:05 |
| Nov. 26 | Southern Utah | 1:35 |
| Dec. 2 | at Central Florida | 6:30 |
| Dec. 5 | Iowa (KWWL-TV) | 7:05 |
| Dec. 16 | at Nebraska | 7:05 |
| Dec. 18 | Loyola-Chicago | 7:05 |
| Dec. 21 | Central Florida | 7:05 |
| Dec. 31 | Bethune-Cookman | 1:35 |
| Jan. 3 | at Southwest Missouri State* | 7:05 |
| Jan. 6 | Bradley* | 7:05 |
| Jan. 8 | at Southern Illinois* | 7:05 |
| Jan. 12 | at Southern Utah | 8:30 |
| Jan. 15 | at Evansville* | 7:35 |
| Jan. 21 | Drake* (MVC-TV) | 8:05 |
| Jan. 24 | Southern Illinois* | 7:05 |
| Jan. 27 | at Indiana State* | 6:00 |
| Jan. 29 | Tulsa* | 7:05 |
| Feb. 3 | Indiana State* | 1:35 |

| | | |
|----------|--|------|
| Feb. 5 | Evansville* | 7:05 |
| Feb. 8 | at Illinois State* | 7:05 |
| Feb. 10 | at Bradley* | 2:05 |
| Feb. 13 | Southwest Missouri State* | 7:05 |
| Feb. 17 | at Creighton* | 7:05 |
| Feb. 19 | Wichita State* | 7:05 |
| Feb. 21 | Creighton* | 7:05 |
| Feb. 24 | at Drake* | 7:05 |
| Feb. 26 | at Tulsa* | 7:05 |
| Mar. 2-4 | Diet Pepsi Missouri Valley Conference Tournament at St. Louis, MO | |

*Missouri Valley Conference Game
All times Central and subject to change
Home games in white

For ticket information call: UNI-Dome Ticket Office
319-273-6131