

1995

## 1994-95 Northern Iowa Basketball

University of Northern Iowa

*Let us know how access to this document benefits you*

Copyright ©1994 Athletics, University of Northern Iowa

Follow this and additional works at: <https://scholarworks.uni.edu/amg>



Part of the [Higher Education Commons](#)


---

### Recommended Citation

University of Northern Iowa, "1994-95 Northern Iowa Basketball" (1995). *Athletics Media Guides*. 206.  
<https://scholarworks.uni.edu/amg/206>


This Book is brought to you for free and open access by the Athletics at UNI ScholarWorks. It has been accepted for inclusion in Athletics Media Guides by an authorized administrator of UNI ScholarWorks. For more information, please contact [scholarworks@uni.edu](mailto:scholarworks@uni.edu).

**Offensive Materials Statement:** Materials located in UNI ScholarWorks come from a broad range of sources and time periods. Some of these materials may contain offensive stereotypes, ideas, visuals, or language.



**1994-95  
Northern Iowa  
Basketball—  
On the Prowl**







**3** MUNIB DZUHO  
F/C 6-8 230 Jr JC  
Sarajevo, Bosnia




**4** JON ELLIS  
F 6-7 210 Sr 3L  
Dubuque, Iowa




**5** SREDRICK ROBINSON  
G 5-9 165 Fr RS  
Waterloo, Iowa




**10** SETH ANDERSON  
G 6-1 165 So 1L  
Ames, Iowa




**11** DAVID WATTS  
G 5-10 165 Fr HS  
Davenport, Iowa




**12** DARIAN DEVRIES  
G 6-3 170 Fr RS  
Aplington, Iowa




**13** TONY BRUS  
G 6-1 195 Fr HS  
Blue Grass, Iowa




**22** JASON DAISY  
G 6-3 180 So 1L  
Minneapolis, Minnesota




**24** BRIAN CARPENTER  
G 6-1 170 Sr 3L  
Minneapolis, Minnesota



**25** BRIAN HEYING  
G/F 6-7 210 Fr HS  
New Hampton, Iowa




**30** GREG WOOD  
F 6-5 190 Fr HS  
Chicago, Illinois




**33** SEAN HAWKINS  
F/C 6-7 195 Fr HS  
Dolton, Illinois



**40** WARREN VANDEVEN  
F/C 6-7 225 So 1L  
St. Louis, Missouri



**44** SEAN RICE  
F/C 6-7 200 Sr 3L  
Cedar Rapids, Iowa



**50** JERRY NELSON  
C 6-11 240 Fr HS  
Wyoming, MN



**55** JASON SIMS  
F/C 6-8 240 Jr 2L  
Minneapolis, MN



## How to say 'em

Munib Dzuho ..... Moo-NEEB ZOO-ko  
Sredrick Robinson ..... Cederick  
Davian DeVries ..... Da-VREEZ  
Tony Brus ..... Bruce  
Brian Heying ..... HIGH-ing  
Warren Vandeven ..... VAN-da-ven





**Location:**..... Cedar Falls, IA 50614  
**Founded:**..... 1876  
**Enrollment:**..... 12,500  
**President:**..... Dr Constantine Curris  
**Nickname:**..... Panthers  
**Head Coach:**..... Eldon Miller (Wittenberg 1961)  
**Conference:**..... Missouri Valley  
**1993-94 Record:**..... 16-13 (10-8, 5th MVC)  
**Starters Returning/Lost:**..... 2/3  
**Lettermen Returning/Lost:**..... 5/6  
**Colors:**..... Purple & Old Gold  
**Home Court:**..... UNI-Dome (10-20,000)  
**Director of Athletics:**..... Christopher Ritrievi (Princeton 1979)  
**Associate Directors of Athletics:**..... Dr. Sandra Williamson  
   John "Jersey" Jermier  
**Assistant Director of Athletics-Facilities:**..... Jim Egli  
**Ticket Manager:**..... Doug Kangas  
**Academic Advisor:**..... Bob Kincaid  
**Head Trainer:**..... Terry Noonan  
**Director of Sports Information:**..... Nancy Justis  
**Assistant Director of Sports Information:**..... Kevin Kane  
**Sports Information Phone:**..... 319-273-6354  
**Automatic FAX Number:**..... 319-273-3602  
**Press Box Number:**..... 319-273-6311

The 1994-95 Northern Iowa Basketball Media Guide was edited by UNI Sports Information Director Nancy Justis. Editorial contribution from Matt Gruhn. Photography by Jeff Martin of UNI's Office of Public Relations. Printing by Sutherland Printing, Montezuma, Iowa. Production assistance by Beth LaVelle and Merri Moser Knudtson, UNI Office of Public Relations.

Senior Brian Carpenter, UNI's leading returning scorer.

## Media

## 1994-95 Preview

## Staff

## The 1994-95 Panthers

## Opponents

## 1993-94 In Review

## Records

## Facilities

UNI-Dome.....5-6





# Media Information

Northern Iowa head basketball coach Eldon Miller or one of his staff will be in

attendance at the weekly **Press Luncheon** held each Monday at 12 noon in the private dining room at Shakey's Restaurant on University Avenue in Cedar Falls. The Press Luncheons are open to the public.

Members of the media wishing to talk with Coach Miller may contact him directly in the basketball office (319-273-6175) or may go through the Sports Information Office (319-273-6354) if desired. **All player interviews** should be arranged through the Sports Information Office. Please allow adequate time to make the arrangements.

All requests for **credentials** should be made at least **three days in advance**. Credentials are mailed or left in the Press Room located in the Physical Education Center, room 186. In accordance with recommendations from the Associated Press Sports Editor's Association, **complimentary passes will not be available** to the media. **Only working press** will be assigned seats along Press Row. Those media representatives wishing to purchase tickets are urged to contact the UNI-Dome Ticket Office (319-273-6131). **Parking** is available in the Physical Education Center lot located north of the UNI-Dome on a first-come, first-served basis.

**Spotters and statisticians** must be requested at least **three days prior** to the game. One **FAX** machine is available in the Sports Information Office located on the west side of the UNI-Dome opposite Press Row. It is recommended that members of the media bring their own electronic sending machines. It also is recommended the media install their own **phone lines**.

**Radio stations** should make their own arrangements for telephone lines after receiving permission to broadcast. Stations who wish to use the courtesy line should contact UNI SID Nancy Justis. The courtesy line phone number is 319-273-6491.

**Cameras** for television crews should

be set up on the risers located just below the press box in the stands or may rove the playing floor edges, while team cameras may be set up on the risers located at concourse level.

**UNI's locker room is open** following a 10-minute cooling off period. **A post-game press conference** will be held in the Press Room. Coach Miller will be available there immediately following the game, followed by the visiting head coach.

**Sports Information telephone numbers:** Office: 319-273-6354, 273-3642, 273-3100; **FAX number:** 319-273-3602. **Press Row number:** 319-273-6311.

**Your hosts** are Director of Sports Information Nancy Justis and Assistant Sports Information Director Kevin Kane.



**Justis** is a member of the College Sports Information Directors of America (CoSIDA) and is chair of that organization's national Career Enhancement Committee. She joined the UNI staff in 1974 as assistant editor in the Office of Public Relations after working one year as a reporter for the Fort Collins (CO) Coloradoan. In 1976, she was named the first fulltime assistant SID at UNI and was named director in 1979. Her publications have received several awards from CoSIDA. She was a member of the press operations corp at the 1984 Summer Olympics held in Los Angeles and the 1987 Pan American Games held in Indianapolis and assisted with the 1993 NCAA Midwest Regional Basketball Championship held in St.

## Fax-on-Demand

To receive Panther basketball information at your fingertips, you may access Info Connection. Dial 404-399-3066 from the handset of your fax machine. The Missouri Valley Conference System Passcode is 682. The basketball release request number is 1717, and the stats only request number is 1719. Stats are updated by 12 noon Sundays, and the full release by late Monday afternoons.

Louis. She is a member of Women in Communications, Inc., the United States Basketball Writers Association and MAC, Marketing, Advertising Communications Professionals of Northeast Iowa. She's a 1973 graduate of the University of Iowa. A native of Cedar Rapids, IA, she and her husband, Bob, who announces home Panther football and men's basketball games, have a daughter, Nicole.



**Kane**, a 1984 UNI graduate, was named assistant SID in 1988 after pursuing his graduate degree from Western Illinois. He assumed

the additional duties of head women's golf coach this fall. Prior to taking the UNI position, he spent almost five years in radio as a reporter and on-air personality prior to pursuing his graduate degree. He also is a member of the College Sports Information Directors of America and has received publication awards from that organization. A native of Bernard, IA, he's married to the former Laurie Upah. The couple have two daughters, Kelsey, 4, and Allison, born in January, 1994.

## UNI On the Air

### Radio


For the fifth consecutive season, UNI Basketball can be heard home and away on flagship station KOEL (92.3 FM Oelwein/Waterloo/Cedar Falls), KIWA-105.3 FM Sheldon, KWKY-1150 AM Des Moines, KCPS-1150 AM Burlington, KCLN-97.7 FM Clinton, KLEH-1290 AM Anamosa, KNOD-105.3 FM Harlan, KGRA-98.9 Jefferson and KMA-960 AM Shenandoah. Gary Rima, KOEL Sports Director, serves as play-by-play, with Virgil Erickson providing color analysis. The listening range of the Northern Iowa Sports Network covers virtually the entire State of Iowa.

### Television

At presstime, the only confirmed television games included the December 7 game at Iowa on Raycom, the January 8 game at home against Drake will be telecast live on Prime Network and KWWL-TV will telecast the January 25 game at home against Iowa State.



# Athletic Director Chris Ritrievi



Christopher Ritrievi is in his third year as Northern Iowa Director of Athletics. His appointment was announced in a press conference held May 15, 1992.

Prior to his appointment at UNI, Ritrievi had been Associate Athletic Director at Stanford University. He has served in athletic fundraising capacities at Pennsylvania, Princeton, where he also was an assistant wrestling coach; and at Bowling Green State.

The 37-year-old native of Levittown, PA, is a 1979 graduate of Princeton with a degree in economics. He received his masters in business administration from Lehigh University in 1983. He earned three letters in wrestling at Princeton.

"UNI is one of the outstanding positions in college athletics today," Ritrievi says. "There is great tradition here and we have the support of our University president and administration. The opportunity to work at a student-centered university like Northern Iowa is a great one. Our focus, academically, athletically and socially, is on the undergraduate student. The challenge is formidable, but the environment for success, both on and off the playing surface, is excellent at UNI."

Ritrievi is married to the former Stephanie Homeyer, who grew up in Wellsburg, IA.

---

"The University of Northern Iowa is a progressive institution of higher education. Because the intercollegiate athletic program is an integral part of university life, the expectation level is extremely high for everyone involved in our program.

"We are proud of the accomplishment of our men's basketball program under the guidance of Eldon Miller. Our players are true student-athletes who perform in an academic setting as well as the athletic venue. What is considered exceptional at many university basketball programs is the norm at UNI.

"We look forward to the challenges of major college basketball in the Missouri Valley Conference and expect to be in the hunt for postseason competition on an annual basis. Our players, coaches, fans and university community anticipate great things as we kick off the 1994-95 basketball season."

*Christopher Ritrievi*

---

## President Constantine Curris



**Dr. Constantine W. Curris** assumed the Presidency of the University of Northern Iowa in August, 1983. He is only the seventh chief executive in the University's 118-year history.

President Curris, known as "Deno" to the University community, has emphasized four major themes for the University's development: 1) national leadership in the reform of teacher education; 2) development of the College of Business Administration as

part of Iowa's economic resurgence; 3) a renewed emphasis upon quality undergraduate education; and 4) expansion of international studies to prepare students for life in the 21st Century.

Prior to assuming the UNI presidency, Curris served 10 years as president of Murray State in Kentucky. The University's 130,000 square-foot student center is named the Curris Center.

Curris received a bachelor's degree, magna cum laude, in political science from Kentucky; a master's degree in political science and public administration from Illinois and his doctorate in higher education from Kentucky in 1967.

He is active in several state and national organizations, including service as Chair of the Board of Directors of American Humanics, a Trustee of Midway College, and on the Board of Directors of the American Association of State Colleges and Universities.

Curris was born November 13, 1940, in Lexington, KY. He is married to Jo Hern Curris, a tax attorney. They are the parents of a son, Robert Page, and a daughter, Elena.



# The University of Northern Iowa



*Where Great Teaching makes the difference*

**T**he University of Northern Iowa emphasizes outstanding undergraduate education, with complementary graduate programs at the master's, specialist's and doctoral levels.

Building on its historic strength in teacher education, the University has developed a number of outstanding programs in its various Colleges. UNI also participates in the bachelor of liberal studies program offered by the Regents Universities, and its Division of Continuing Education and Special Programs sponsors classes off-campus in centers throughout the state. Enrollment on its 860-acre campus stands at 12,572 students from every county in Iowa, 40 states and 48 foreign countries.

UNI's heritage and philosophy place great value on providing a student-centered educational experience. The University nurtures a premiere learning environment — it is small enough to offer its students individualized attention, yet large enough to provide a variety of resources and opportunities as well as distinguished faculty. The University prides itself on being a great teaching university, and most courses are taught by over 800 faculty members who are committed to helping students grow intellectually and personally.

UNI was founded in 1876 as the Iowa State Normal School. In 1909, it became Iowa State Teachers College. In 1961,

the name was changed to State College of Iowa, and in 1967, the Iowa Legislature acted to change the status of the institution to that of a university under its present title.

While maintaining an emphasis on teacher education, the University has grown to a comprehensive institution, with nationally acclaimed programs in many disciplines. UNI's accounting program continues to be ranked among the best in the nation. UNI student groups ranging from chemistry to conservation to public relations have been recognized by their respective national groups for the excellence of their programs.

**"The University of Northern Iowa offers an exceptional combination of academic and athletic opportunities for student-athletes. The primary goal of the University is to provide the best setting possible for our students to earn a quality education. Individual attention and meeting the needs of each student as he prepares for his future is the commitment of Northern Iowa. The University administration and faculty are determined that we continue to improve and achieve our goal of quality undergraduate education."**

**"In basketball, we are seeking young men who want to play and compete at the highest level. The Northern Iowa Panthers, as one of the newest members of the Missouri Valley Conference, have the opportunity to compete for prestigious league and tournament championships and NCAA post-season play each year. Our annual battles with instate rivals Iowa and Iowa State insure that we always have a very attractive schedule in the UNI-Dome."**


**"The University and the Cedar Falls-Waterloo community provide a friendly and beautiful environment in which to live, work, study and compete. If you aspire to get the most from all aspects of your college experience, the University of Northern Iowa is a great choice for you."**

*Eldon Miller*



# UNI Facilities: Among the Best

Facilities play an important role in helping UNI's student-athletes make the most of his or her collegiate career. The Panther basketball facilities are among the nation's finest.



## No Place Like Dome

The UNI-Dome, a unique, multi-purpose athletic facility built in 1976, has gained a reputation as one of the finest collegiate facilities in America. The Dome combines the features of a fieldhouse, football stadium and large auditorium. It contains accommodations for a variety of events such as concerts, exhibitions, trade shows and convocations, in addition to football, basketball, softball, wrestling and track events. It has been host to the NCAA football playoffs, gymnastics and wrestling championships, high school football and basketball, the Iowa

high school football playoffs and many other non-athletic events.

The Dome's versatility allows for football and basketball games or track meets to be held the same day. Underneath the artificial football turf, on a synthetic floor area, are basketball and tennis courts and an eight-lane, 220-yard oval running track.

The turf was replaced two years ago with a new AstroTurf manufactured by Balsam Corporation, the same material that lasted 16 years prior to the installation of the new. It's a premier surface utilized by every Dome facility in

## Top 10 UNI-Dome Attendance Figures

1. 22,797 vs. Iowa, 1990
2. 19,042 vs. Iowa, 1991
3. 12,874 vs. Iowa, 1993
4. 12,233 vs. Iowa State, 1990
5. 10,500 vs. Iowa State, 1987
6. 9,327 vs. Iowa State, 1992
7. 8,712 vs. Iowa State, 1985
8. 8,315 vs. Southwest Missouri State, 1990
9. 7,862 vs. Western Illinois, 1990
10. 7,788 vs. Valparaiso, 1990


## UNI at the UNI-Dome

Season	W-L	Pct.
1975-76	5-0	1.000
1976-77	7-5	.583
1977-78	8-4	.667
1978-79	11-2	.846
1979-80	7-4	.636
1980-81	5-6	.455
1981-82	11-3	.786
1982-83	11-2	.846
1983-84	14-0	1.000
1984-85	10-6	.625
1985-86	7-6	.462
1986-87	9-5	.643
1987-88	7-8	.467
1988-89	14-1	.933
1989-90	15-2	.882
1990-91	9-5	.643
1991-92	7-7	.500
1992-93	9-5	.643
1993-94	9-4	.692
175-75		.700

North America with the exception of one, and offers the best durability and playability of any material on the market.

Approximately 16,400 spectators can be seated for football games and track meets and, although normal capacity is 10,000 for basketball, seating can be expanded to over 20,000. For stage productions such as concerts, total capacity can reach 25,000.





**Basketball Meeting Room**

**UNI's Remodeled Weight Room**



**Panther Locker Room**

### **State-of-the-Art Training Facilities**

## **Physical Education Center**

- ◆ Located just north of the UNI-Dome and connected to the Dome by an enclosed "tunnel", the Physical Education Center (PEC) houses up-to-date facilities for the student-athlete.
- ◆ The Center's strength and conditioning room, recently remodeled, provides the finest equipment and a spacious and comfortable environment.
- ◆ The building also includes home and visiting team locker rooms and the Panthers' basketball meeting room.
- ◆ The PEC is the site for state-of-the-art training facilities under the direction of head trainer Terry Noonan.



"The certified athletic trainer is a professionally trained individual, whose role in dealing with athletic teams is the prevention, treatment and rehabilitation of athletic injuries under the supervision of the team physician.

"At present, the Athletic Training Program at UNI is made up of three certified athletic trainers and approximately 23 student trainers. The goals of the program are two-fold. One, to provide the student-athlete at the University with the best medical care possible. Secondly, to allow the student interested in pursuing a career in Athletic Training the opportunity to obtain the course work and practical experience necessary to meet the requirements set forth by the National Athletic Trainer's Association to take the certification examination. The clinical experience at UNI is designed to guide the student through a structured, but somewhat flexible program that will help to develop skills and gain the experiences necessary to be a competent athletic trainer.

"Presently, there are two co-ed training rooms at UNI utilized by all the athletes. One is in the Physical Education Center which serves the majority of the athletes and has most all the treatment and rehabilitation equipment found in most sports medicine clinics. The second is located in the West Gym and provides services for the volleyball and wrestling teams."

*Terry Noonan*



# Head Coach Eldon Miller

**E**ldon Miller has confronted many challenges in his 32 years as a college head basketball coach. A quick glance at his overall record — 520 wins, and nine NCAA and three NIT tournament appearances — proves that he often has been up to the task. But those who know Miller and have followed his career since his days at Ohio State, Western Michigan and Wittenberg show little surprise. And recently, since he walked into the UNI-Dome in 1986, he has been the primary factor in the resurgence of basketball fever at Northern Iowa.

Beginning his ninth season in the UNI program, Miller enters the 1994-95 campaign with the challenge of improving upon the level of success he has helped establish in Cedar Falls.

The official naming of Miller to head the UNI program was made on February 27, 1986, just prior to Ohio State's appearance in the NIT Tournament, a title the Buckeyes eventually captured.

Miller led his first Northern Iowa squad to a 13-15 record and a 7-7 finish in the Mid-Continent Conference, which placed the Panthers fifth — quite an accomplishment, considering they were picked to finish last in the eight-team field with only three returning lettermen. Those 13 wins tied for second the most wins in a season since moving to Division I, and they won more road games since the 1979-80 season.

Year one laid the foundation for years

two and three, the latter of which saw the Panthers erase or tie 12 school records. The Panthers wrapped up 1988-89 with a second-place finish in the Mid-Continent with an 8-4 mark, their highest finish ever. Their 19-9 overall record was their best effort since moving to Division I. They were 14-1 at home and just missed an NIT berth.

That year also brought Miller recognition as the Mid-Continent Coach of the Year.

Four years of hard work paid off in 1989-90 when the Panthers hit plateau after plateau. After defeating Iowa before a state-record crowd of 22,727 fans in the UNI-Dome, they tied for just third place in the regular league season. Then they swept the conference's post-season tournament played in the UNI-Dome and received their first berth in the NCAA tournament since 1979. UNI upset the Missouri Tigers in the first round and barely was edged out by Minnesota in the second game. It finished with a 23-9 record overall, tying a school record for most wins.

Miller and the Panthers struggled through the 1991-92 season without UNI's all-time leading scorer, Jason Reese. The results did not match preseason hopes and dreams following

the "Cinderella" season the year before, but steady improvement throughout the campaign propelled the Panthers three years ago into a new league — the Missouri Valley Conference — and that affiliation has done nothing but increase the level of excitement surrounding UNI basketball. After finishing 10-18 in 1991-92, UNI improved to 12-15 in 1992-93, splitting with every team in the MVC except for Illinois State. This past year, the Panthers finished 16-13 overall and advanced to the championship game of the MVC post-season tournament, falling four points shy of making the NCAA tournament when they lost to Southern Illinois.

Yes, Miller knows all about challenges. Prior to taking the UNI job upon Jim Berry's resignation, he spent 10 years at Ohio State, compiling a 176-118 record there. Nine of his Buckeye teams compiled winning records, seven played in post-season tournaments and four recorded 20 or more wins. They had participated in the NCAA tournament three of his last five years and, in 1986, defeated Wyoming for the NIT title. He was named Big Ten Coach of the Year twice.

He was born June 19, 1939, in Gnadenhutten, OH. He played

## Miller's Record at UNI in

### All Games — 116-116

Home — 79-37

Away — 37-79

### Conference Games — 62-70

Home — 41-25

Away — 21-45

### Non-Conference Games — 47-40

Home — 35-14

Away — 12-26

### Tournament Games — 9-14

Conference — 6-6

In-Season — 2-7

NCAA — 1-1

### Miscellaneous

Overtime Games — 11-5

Games Decided by 3 or

Less Points — 28-20



*Head Coach Eldon Miller, daughter Caroline, and wife Dee.*



basketball four years at Wittenberg. As a senior in 1961, Miller starred on the NCAA College Division championship team and was chosen Most Valuable Player.

After graduation, he remained at Wittenberg to take graduate work and to assist coaching. He was named head coach at the end of the 1962 season at the tender age of 23. Miller enjoyed eight successful seasons there, compiling a 142-55 record, and won

three Ohio Conference titles while sharing two others. He recently was inducted into the Wittenberg Hall of Fame.

Miller went to Western Michigan in 1971. Charged

with rebuilding that program, his 1976 team won its first Mid-American Conference championship and finished 25-3 overall. Western earned a berth in the NCAA tournament and advanced to the regionals before losing 62-57 to Marquette. He then accepted the Ohio State position.

Miller is starting his 34th year of coaching this fall, 33rd as a head coach.

**Miller On Setting Goals:** "One thing doesn't change. Our goal is to win the Missouri Valley Conference and get in the NCAA Tournament. That's enough challenge for us — that's enough goals for anyone. Our league keeps getting better and better and that's what we focus on. Our goal as a group is very simple — and that's what we work for between now and the end of the season. We talk a lot about what we have to do to accomplish that. We spend a lot of time talking about that we have to come to practice everyday; to prepare to do what the team needs to get done to reach that goal. To the extent that our players and coaches and everyone involved can work with that idea in mind, the better chance we have of reaching that goal."

**Miller on Success:** "Success is a way of life. The closer we can come to living the way we should live, and in its relationship to basketball, the better experience we're going to have. The more rewarding it's going to be for us."

**Miller on Cedar Falls:** "Our University is really blessed with great support from our community. I think we have a University that's very involved in what's going on in our community, and our community through the athletic club is providing the means for us to be competitive in intercollegiate sports. I've seen tremendous growth in the support of our program in the eight years I've been here, and I hope the support continues to grow."

**"Choosing the college of my future was the most important decision I've ever made. I wanted a school that could fulfill all of my goals and dreams. The University of Northern Iowa is very respected as a business school and it gave me a chance to play Division I basketball. I felt there was no way I could go wrong with the University of Northern Iowa."**

*Brian Heying*

**"The University of Northern Iowa was a great choice for me, both to further my education and to live my dream of playing basketball at the Division I level. UNI offers a wonderful learning environment. Class size has allowed me the chance to get to know many students, as well as establish one-on-one relationships with the professors."**

*Jason Sims*

## Winningest Active NCAA Division I Men's Coaches

Coach	College	Yrs.	Wins
1. Dean Smith	North Carolina	33	803
2. Jim Phelan	Mount St. Mary's	40	720
3. Bob Knight	Indiana	29	650
4. Don Haskins	UTEP	33	645
5. Lefty Driesell	James Madison	32	641
6. Norm Stewart	Missouri	33	640
7. Lou Henson	Illinois	32	626
8. Gene Bartow	Alabama-Birmingham	32	617
9. Denny Crum	Louisville	23	546
10. Gary Colson	Fresno State	33	544
11. Eddie Sutton	Oklahoma State	24	526
12. Eldon Miller	Northern Iowa	32	520
13. Hugh Durham	Georgia	28	510

## Miller's Coaching Record

1963	Wittenberg NCAA National Runnerup	26-2
1964	Wittenberg	18-5
1965	Wittenberg	17-5
1966	Wittenberg	12-11
1967	Wittenberg	17-7
1968	Wittenberg	13-13
1969	Wittenberg NCAA Regionals	19-6
1970	Wittenberg NCAA Regionals	20-6

1971	Western Michigan	14-10
1972	Western Michigan	10-14
1973	Western Michigan	8-18
1974	Western Michigan	13-13
1975	Western Michigan	16-10
1976	Western Michigan	25-3
	Mid-American Champ, NCAA Regionals	


1977	Ohio State	11-16
1978	Ohio State	16-11
1979	Ohio State NIT Final Four	19-12
1980	Ohio State NCAA Regionals	21-8
1981	Ohio State	14-13
1982	Ohio State NCAA Tournament	21-10
1983	Ohio State NCAA Regionals	20-10
1984	Ohio State NIT Tournament	15-14
1985	Ohio State NCAA Tournament	20-10
1986	Ohio State NIT Champ	19-14

1987	Northern Iowa	13-15
1988	Northern Iowa	10-18
1989	Northern Iowa	19-9
1990	Northern Iowa NCAA Regionals	23-9
1991	Northern Iowa	13-19
1992	Northern Iowa	10-18
1993	Northern Iowa	12-15
1994	Northern Iowa	16-13

Wittenberg	(8 yrs.)	142-55 .721
Western Michigan	(6 yrs.)	86-68 .558
Ohio State	(10 yrs.)	176-118 .607
Northern Iowa	(8 yrs.)	116-116 .500
<b>TOTALS</b>	<b>(32 yrs.)</b>	<b>520-357 .593</b>



# The Assistants



Kevin, wife Dawn, and daughter, Shannon Boyle



## Kevin Boyle

Former University of Iowa basketball star **Kevin Boyle** was the first to be named to head coach Eldon Miller's staff.

Boyle played for the Hawkeyes from 1978-82. He was named Big Ten Rookie of the Year in 1979 and was a first team all-Big Ten selection by both AP and UPI as a junior. He was an honorable mention all-American after the 1980-81 season and a preseason all-American pick as a senior.

A starting forward-guard for the Gold Medal team at the 1981 World University Games, Boyle was named Amateur Player of the Year in 1982 by the ABA-USA Olympic Committee. A Hawkeye captain his senior year, he was a four-year starter. He also was named Iowa's Most Valuable Player his senior year.

Boyle's other accolades include being named one of the nation's elite defensive players by Sports Illustrated. He played in four NCAA tournaments with the Hawks, including being a starter on the team that made it to the Final Four in 1980. Scoring a career 1,189 points, Boyle was drafted in the sixth round by the Philadelphia 76ers in 1982 and played during the exhibition season. He also played with the San Diego Clippers during the 1983 Los Angeles Summer League. He played extensively in Europe. After being released by the 76ers, he played in England, France and Switzerland. He also coached youth while playing in Europe.

Boyle played his high school career at Saint Laurence in Chicago, IL.

---


**"Northern Iowa is large enough to offer many opportunities and experiences, yet small enough for a student-athlete to receive individualized attention. Coach Miller's philosophy, the UNI-Dome which can seat 20,000 people, and the Panthers being one of the newest members of the tradition-rich Missouri Valley Conference is ideal for a basketball player to reach his potential as a player."**

---


*Kevin Boyle*



# The Assistants



*Cheryl and Kevin Lehman with sons, Grant, Austin and Calvin*



## Kevin Lehman

**Kevin Lehman** also has been a member of Eldon Miller's staff from the onset. At the time of his UNI appointment, he was an assistant boys' basketball coach at Dowling High School in West Des Moines, IA. He is a native of Iowa City where he played his prep career at Regina High School.

Lehman had been on staff at Dowling since 1983. His junior varsity record for three years was 31-5. Prior to that, he was assistant basketball and head golf coach at Johnston (IA) High School three years.

He graduated from Wartburg College in 1977 after also attending Palmer Junior College. While at Wartburg, he played with the Knights' basketball team which toured Australia in 1977. He was an all-conference and all-state selection at Regina and an all-region pick at Palmer, when he set records for most points in a single game (49) and season (583). He received his master's degree from Drake University in 1985.

Lehman is married to the former Cheryl Lenz of Iowa City, IA. She is a graduate of Northern Iowa.

---

"The University of Northern Iowa offers a unique college experience for a student-athlete. A quality education combined with a basketball program committed to competition at the highest level make life at UNI rewarding and challenging. The school is large enough to offer a wide range of academic pursuits, yet it still maintains a unique personal quality. Professors, administrators, coaches and support staff are sincerely interested in the success of each individual as they pursue a degree in their chosen field.

"UNI's annual series with instate rivals Iowa and Iowa State, along with the challenge of the Missouri Valley Conference, insures one of the toughest schedules in the nation year in and year out. A Missouri Valley Conference championship and an NCAA Tournament berth top the list of team goals each season.

"The coaching staff's philosophy toward our student-athletes has remained constant through the years — academic preparation and athletic excellence. Reaching full potential as a student and as a basketball player will always be our focus for each individual.

"Achievement in the classroom and excitement on the court characterize Panther Basketball."


*Kevin Lehman*



# The Assistants



Geri and Sam Skarich



## Sam Skarich

Eldon Miller's staff was made complete with the hiring of former St. Cloud State head coach **Samuel Skarich** as parttime assistant. No stranger to Miller and his style of basketball, Skarich worked with Miller at Ohio State from 1976-78 as a parttime assistant.

A native of Keewatin, MN, Skarich received his bachelor's degree from Notre Dame in 1964 and his master's in 1965. He was a two-year letterman for the Irish, participating in the NCAA tournament in 1963.

His coaching background is wide and varied. He assisted the Notre Dame freshman team while working on his master's and the St. Joseph's High School program in South Bend, IN, where he got his first fulltime coaching job following graduation. He also taught and coached at St. Joseph's Catholic High School in St. Joseph, MI. He was promoted to head coach of Lake Michigan Catholic High School after St. Joseph's consolidated. In 1973, he resigned that position to rejoin the St. Joseph staff in Indiana and was elevated to head coach there when Bob Donnewald joined the Indiana University staff. After three years there, he became Miller's parttime assistant.

From 1978-81, Skarich worked with Donnewald at Illinois State as a fulltime aide and then was named head coach at St. Cloud State where he coached until 1984. He spent one more year at St. Cloud as administrative assistant to the athletic director. He was programmer for Sports and Health Clubs of Minnesota immediately prior to taking the UNI position.

---

**"UNI represents my sixth coaching stop, fourth at the collegiate level. While the responsibilities have varied along the way, the challenges and rewards have been exciting, yet no more so than here at the University of Northern Iowa.**

**"The University, which has much going for it in its setting, is fortunate to have Eldon directing its basketball program. Personally, I have come to know that definitively in the 23 years in which I have known him. While we have had solid success on the court here — a pattern which has occurred at all four institutions which he has represented — the more critical areas in a young man's life have always been foremost in Coach Miller's mind.**

**"These areas are: the player's relationship with his family, the player's academic preparation, and the player's overall adjustment to life in his environment on and off the campus as a student-athlete. Much of this is taken with him when he leaves, and it is primarily for these reasons that the challenges here have been fulfilling for me.**


**"It is our hope to continue to allow Northern Iowa basketball to grow as we compete in the Missouri Valley Conference and make our way back to the NCAA Tournament. The coaching staff and players are prepared for these opportunities."**

*Samuel Skarich*

---



# Behind the Scenes



**Terry Noonan** was named athletic trainer nine years ago after serving as interim head trainer for one year. Prior to that, he had served as assistant trainer at UNI since 1983. From 1979-81, he was a graduate assistant at UNI and then spent the next two years as a physical fitness instructor at Hawkeye Institute of Technology. From 1981-83, he was head trainer at Columbus High School in Waterloo, IA, before joining UNI as a fulltime staff member. He is a nationally certified athletic trainer and has served as an examiner for the NATA Certification test.



A native of Waterloo, IA, **Robert Kincaid** joined the athletic staff in 1983, serving as academic advisor on a part-time basis. A graduate of East Waterloo

High School, he graduated from Adams State in 1966 with a B.A. degree in physical education and a minor in business administration. He spent four years at Northern Colorado as an assistant basketball coach and assistant dean of students while working on his master's in student personnel and administration. He also has been an accountant and auditor and has served as a counselor for Juvenile Court. He currently is a member of the Student-Athlete Substance Abuse program at UNI and is involved in several

community organizations. He has served the last few years as chairman of the Tri-County Headstart Program.



**Steve Nurse**, brother of former UNI basketball guard Nick Nurse, was named Equipment Manager in August of 1993, replacing Dick Timmerman who

took a similar post at the University of Iowa. At the time of his appointment, Nurse had been an assistant manager at Menards Hardware Store in Omaha, NE, since February of 1993. Prior to that, he had been an assistant manager for Eby's Athletic Co. in Council Bluffs, IA, and was a store manager for Pro Sports in Fairfield. No stranger to UNI, he was a Panther assistant equipment manager from 1984-88. He received his bachelor's degree in community recreation from UNI in 1988. He is a member of the Athletic Equipment Managers Assoc., received the Iowa Bar Association's Citizenship Award and has been a counselor at UNI's boys' basketball camps.



**1994-95 Managers/Statisticians, Front Row, l-r:** Brian Dutler, Chris Bowser, Randy Nelson and Tyson Griener. **Back Row, l-r:** Peyton Deterding, Dan Corbin, Sean Olson, Brady Mallon.

"At the University of Northern Iowa, you will receive a truly distinctive education. There are more than 120 majors offered in a variety of academic fields. With the exception of some general education classes, most of the classes are small, which allows the student-athlete a chance to get to know their professors (i.e., "Introduction to College Writing" has 20-25 students per professor).

"At Northern Iowa, everyone, including administrators, professors and coaches, are more than willing to help the student-athlete achieve the goals of a sound education and a positive college experience.


"Student-athletes at Northern Iowa are required to attend study sessions two-to-three times per week. During these sessions, they receive tutorial assistance on a one-on-one basis or in a small group. Also, peer counselors are available to work with student-athletes on learning strategies and in other areas where the student-athlete may need assistance. Each semester, we also check with professors on the student-athletes' progress in the classroom.

"During Coach Miller's tenure at UNI, 22 out of 26 recruited student-athletes (85 percent) have graduated from Northern Iowa."

**Bob Kincaid**



The task of making sure the UNI basketball office runs smoothly belongs to **Caroline Thomson**, the men's basketball and football secretary.



**Student Assistant** Ed Madlock played for the Panthers from 1991-94, using up his eligibility just this past season. A graduate of Waterloo (IA)

West High School, Madlock was a part-time starter for the Panthers despite joining the program as a walkon. Though his stats were never high enough to take much notice of, he nevertheless was an important member of the UNI squad because of his work ethic and team leadership abilities. He's an elementary education major.



# The 1994-95 Panthers



**The 1994-95 Panthers, front, l-r:** David Watts, Darian DeVries, Jon Ellis, Brian Carpenter, Sean Rice, Seth Anderson, Sredrick Robinson.  
**Back, l-r:** Jason Daisy, Greg Wood, Warren Vandeven, Munib Dzuho, Jerry Nelson, Jason Sims, Brian Heying, Sean Hawkins, Tony Brus.



## Alphabetical Roster

No.	Name	Pos.	Ht.	Wt.	Cl.-Exp.	Hometown (HS/JC)
10	Seth Anderson	G	6-1	165	So.-1L	Ames, IA (Ames)
13	Tony Brus	G	6-1	195	Fr.-HS	Blue Grass, IA (Davenport West)
24	Brian Carpenter	G	6-1	170	Sr.-3L	Minneapolis, MN (Washburn)
22	Jason Daisy	G	6-3	180	So.-1L	Minneapolis, MN (South)
12	Darian DeVries	G	6-3	170	Fr.-RS	Aplington, IA (Parkersburg)
3	Munib Dzuho	F-C	6-8	230	Jr.-JC	Sarajevo, Bosnia (Northeast Tech JC)
4	Jon Ellis	F	6-7	210	Sr.-3L	Dubuque, IA (Senior)
33	Sean Hawkins	F	6-7	195	Fr.-HS	Dolton, IL (Thornton)
25	Brian Heying	G-F	6-7	210	Fr.-HS	New Hampton, IA (New Hampton)
50	Jerry Nelson	C	6-11	240	Fr.-HS	Wyoming, MN (Forest Lake)
44	Sean Rice	F-C	6-7	200	Sr.-3L	Cedar Rapids, IA (Marion Linn-Mar)
5	Sredrick Robinson	G	5-9	165	Fr.-RS	Waterloo, IA (East)
55	Jason Sims	F-C	6-8	240	Jr.-2L	Minneapolis, MN (South)
40	Warren Vandeven	F-C	6-7	225	So.-1L	St. Louis, MO (Oakville)
11	David Watts	G	5-10	165	Fr.-HS	Davenport, IA (Rock Island)
30	Greg Wood	F	6-5	190	Fr.-HS	Chicago, IL (Hales Franciscan)

## Numerical Roster

No.	Name	Pos.	Ht.	Wt.	Cl.-Exp.	Hometown (HS/JC)
3	Munib Dzuho	F-C	6-8	230	Jr.-JC	Sarajevo, Bosnia (Northeast Tech JC)
4	Jon Ellis	F	6-7	210	Sr.-3L	Dubuque, IA (Senior)
5	Sredrick Robinson	G	5-9	165	Fr.-RS	Waterloo, IA (East)
10	Seth Anderson	G	6-1	165	So.-1L	Ames, IA (Ames)
11	David Watts	G	5-10	165	Fr.-HS	Davenport, IA (Rock Island)
12	Darian DeVries	G	6-3	170	Fr.-RS	Aplington, IA (Parkersburg)
13	Tony Brus	G	6-1	195	Fr.-HS	Blue Grass, IA (Davenport West)
22	Jason Daisy	G	6-3	180	So.-1L	Minneapolis, MN (South)
24	Brian Carpenter	G	6-1	170	Sr.-3L	Minneapolis, MN (Washburn)
25	Brian Heying	G-F	6-7	210	Fr.-HS	New Hampton, IA (New Hampton)
30	Greg Wood	F	6-5	190	Fr.-HS	Chicago, IL (Hales Franciscan)
33	Sean Hawkins	F	6-7	195	Fr.-HS	Dolton, IL (Thornton)
40	Warren Vandeven	F-C	6-7	225	So.-1L	St. Louis, MO (Oakville)
44	Sean Rice	F-C	6-7	200	Sr.-3L	Cedar Rapids, IA (Marion Linn-Mar)
50	Jerry Nelson	C	6-11	240	Fr.-HS	Wyoming, MN (Forest Lake)
55	Jason Sims	F-C	6-8	240	So.-1L	Minneapolis, MN (South)

## Pronunciation

Tony Brus — BRUCE  
 Darian DeVries — da-VREEZ  
 Munib Dzuho — moo-NEEB ZOO-co  
 Brian Heying — HIGH-ing  
 Sredrick Robinson — SAID-rick  
 Warren Vandeven — VAN-da-vin

## By States

Bosnia.....	1
Illinois.....	2
Iowa.....	8
Minnesota.....	4
Missouri.....	1

## By Class

Seniors.....	3
Juniors.....	2
Sophomores.....	3
Freshmen.....	8



# 1994-95 Outlook

## New-Look Panthers Mesh Two Starters with 10 New Faces

**D**espite the fact that Northern Iowa's men's basketball program returns just five lettermen, including only two starters, from last year's 16-13 team, Panther head coach Eldon Miller is downright excited about the 1994-95 campaign.

"It's true, we don't have a number of people coming back," Miller said. "But we expect this group of people to be really competitive with everyone we play from the day they step on the court."

The Panthers lose six players from last year's team which finished fifth in the Missouri Valley Conference and fell four points shy of making its second-ever trip to the NCAA Division I Tournament. Southern Illinois defeated UNI 77-74 in the MVC post-season tournament championship game. Missing from that team are first-team all-conference picks, forward Randy Blocker and guard Cam Johnson. Blocker also was named to the all-tournament team, while Johnson was named the tourney's MVP. The "dynamic duo" led UNI in scoring with 23.0 and 21.1 averages, respectively.

Also gone is the team's fourth-leading scorer, forward Brian Jones (6.2 ppg.) who signed a pro contract in Australia this past spring; center John Holterhaus (4.2), guard Ed Madlock (2.6 ppg., 2.9 apg.), currently serving as student assistant coach; and center Terry Merfeld (1.1).

Replacing Blocker's and Johnson's scoring and floor leadership obviously won't be easy. But the ever-optimistic Miller is displaying a far from glum expression.

"We've had some great players (in the past), but I don't know if we've ever had a greater number of exciting players to work with than we have this year," he said. "Our two returning starters, (Jason) Sims and (Brian) Carpenter, are both very athletic at their respective positions. Beyond that, we have 10 players whom we did not have a year ago — four redshirts and six newcomers."

Carpenter, who started all 29 games at the other guard spot, was the team's third-leading scorer with 7.7 points per game. He led the squad with a 3.1 assists average and was second-high with 1.5 steals. Sims came on at the end of the year to start six games at center, averaging 5.6 points and 3.8 rebounds. He tied Blocker with a team-high 29 blocked shots.

Joining Carpenter and Sims as returnees are senior forwards Sean Rice and Jon Ellis, and sophomore guard Seth Anderson. The four redshirts include freshman guard Darian

DeVries, sophomore guard Jason Daisy, who was the team's third-leading scorer as a freshman; freshman guard Sredrick Robinson and sophomore forward-center Warren Vandeven, who sat out last year with a recurring back problem.

Miller and his staff signed four players to national letters of intent — guard-forward Brian Heying of New Hampton (IA) High School, Munib "Mo" Dzuho of Northeast Tech College in Nebraska, a native of Sarajevo, Bosnia; forward Sean Hawkins of Dolton (IL) High School and forward Greg Wood, also of Dolton who graduated from Hales Franciscan High School. In addition, Tony Brus, an all-state guard from Davenport (IA) West High School; center Jerry Nelson of Forest Lake High School in Minnesota and David Watts of Davenport, IA, a graduate of Rock Island (IL) High School, will walk on.

"This team will certainly be as athletic as any we've ever had," Miller said. "It probably will be a stronger team physically as we've ever had. We have a chance to be a more skilled offensive team. Now, we need to bring that potential together to build a great team. Our new players are coming with more advanced offensive skills. We recruited more multi-position players. Most of the frontline players coming into our program are capable of playing more than one position."

"The simple fact that this will be an athletic group with physical strength should enable us to do the things that we need to do to be competitive consistently, to defend and to rebound," Miller added. "The only weaknesses that we'll have are the ones we allow."

Despite the number of new faces, Miller doesn't expect to change a lot offensively to accommodate his ninth UNI team.

"We're not putting in things we haven't used before, but we're taking some of the offense out that we've run in the past," Miller explained. "We're focusing on certain things offensively that will require multi-position players — that require a little more offensive skill with the ball."

We will simplify what we do because of the number of new players."

The Missouri Valley Conference grows by one team starting this winter with the addition of Evansville. Tulsa leaves the league in 1996. Until the Golden Hurricane make their exit, the conference schedule will be only 18 games strong. The selection of which teams play only once during the regular season will be rotated each year. Miller is excited about the addition of Evansville's Purple Aces.

"I've known Coach (Jim) Crews and Evansville's program and their pride for years," Miller said. "They'll bring a team capable of competing with anyone. Their teams will be exciting for the fans to watch and to compete against. We're losing Tulsa, but we're bringing in a team every bit as good."


"As for the 18-game conference schedule, that's essential for us because of the non-league schedule we like to play, which we've upgraded again this year," Miller added.

The Panthers play at least their first six games on the road, opening with the Hawaii-Hilo Tournament along with Illinois State, Iowa State, Purdue, Virginia Commonwealth, Niagara and New Orleans. They play at



Senior guard Brian Carpenter returns as the team's leading scorer and one of two returning starters.





*The UNI-Dome will be rocking again when the Panthers play host to in-state rival Iowa State on January 25.*

Vandeven started 13-of-20 games played as a freshman at forward and averaged 1.4 points and 2.6 rebounds. He spent last season working with a chiropractor to strengthen his back. Hawkins was named one of the top 12 seniors in the Chicago suburbs and was invited to play in the City Suburban all-star game. He chose the Panthers over Xavier, Cincinnati, Western Kentucky, Illinois at Chicago and Southwest Missouri State. He averaged seven blocked shots for a team which went 16-9 and advanced to the semi-finals of the state playoffs. He had single-game highs of 23 points, 17 rebounds and 13 blocks.

Nelson was a two-year starter at Forest Lake and a two-time all-

Southern Cal on the way home from Hawaii, at Loyola-Chicago and at Iowa before hosting Division III Wartburg in their first home game. Other non-conference games are scheduled against Long Island University, Nebraska and Iowa State at home.

## Center

"We have a young man coming back at the center position — Jason Sims, who established himself the second half of last season as our starting center. I think he is just scratching the surface of his potential. And depending upon what he has done in the off-season — in conditioning himself to play and working on some basic fundamental skills — he could be a real force in the middle in Division I basketball. Other assets that he has is that he now has developed offensively to where he can play forward," Miller said.

"Beyond that, I think at the center position we're looking at (Warren 'Theo') Vandeven who can play at that position, (Munib) Dzuho — he can play some — and Sean Hawkins. But we really intend to interchange our frontline players — require all of them to play some at center and forward offensively. We could not do that a year ago, but we can this year. Jerry Nelson is a bonafide center, but we'll hold him out of competition his first year. He'll be a great asset at center for us in practice situations."



*Sophomore center Jason Sims is one of two returning starters.*

## Panthers at a Glance

### Starters returning

(started consistently at end of year) (2)

C	Jason Sims	6-8, 240, Jr., 5.6/3.8
G	Brian Carpenter	6-1, 170, Sr., 7.7/2.8

### Starters Lost (3)

F	Randy Blocker	6-6, 200, 23.0/7.7
F	Brian Jones	6-10, 200, 6.2/4.9
G	Cam Johnson	6-2, 190, 21.1/3.6

### Other Returning Lettermen (3)

G	Seth Anderson	6-1, 165, So., 1.2/0.8
F	Jon Ellis	6-7, 210, Sr., 1.7/1.8
F	Sean Rice	6-7, 200, Sr., 3.1/2.0

### Other Lettermen Lost (3)

C	John Holterhaus	6-9, 215, 4.2/4.8
G	Ed Madlock	6-1, 175, 2.6/1.7
C	Terry Merfeld	6-10, 220, 1.2/0.8

### Returning Redshirts (4)

G	Jason Daisy	6-3, 180, So., 5.7/1.4 (1992-93)
G	Darian DeVries	6-3, 170, Fr.
G	Sredrick Robinson	5-9, 165, Fr.
F	Warren Vandeven	6-7, 225, So., 1.4/2.6 (1992-93)

### Transfers (1)

F	Munib Dzuho	6-8, 230, Jr.
---	-------------	---------------

### Incoming Freshmen (6)

G	Tony Brus	6-1, 195
F	Sean Hawkins	6-7, 195
F	Brian Heying	6-7, 210
C	Jerry Nelson	6-11, 240
G	David Watts	5-10, 165
F	Greg Wood	6-5, 190



conference player in the Twin City Suburban League. His numbers don't read high, but he played on a perimeter-oriented team that featured four double-figure scorers. Forest Lake won its regional, then lost its first game in the Class AA state tournament before coming back in the consolation bracket to finish fifth. He can score inside or outside, having made seven-of-13 three-pointers last year. He ranked 11th academically in a class of 500.

## Forward

"We've got Sean Rice and Jon Ellis in our senior class, 'Mo' coming in from the junior class who is a versatile forward, Vandeven who has started some games for us at that position as a freshman, Brian Heying, Sean Hawkins, Greg Wood. Dzuho, Heying and Wood are all versatile players who could play 3 or 4, where Hawkins could play 4 or 5 for us. We'll have more people involved in scoring more consistently this year than last year. That's definitely one of our goals," Miller said.

Rice started five-of-25 games played last year, averaging 3.1 points and 2.0 rebounds. Ellis spent most of the early part of the year recovering from a stress fracture and

averaged 1.7 points and 1.8 rebounds. Dzuho averaged 12.7 points and 7.4 rebounds at Northeast Tech. Wood did not play prep ball this past season after the Illinois High School Athletic Assoc. ruled him ineligible after transferring from the St. Louis area.

Heying is a two-time Class 3A first-team all-stater who averaged 24.7 points and 13 rebounds for a team that advanced to its fourth straight state tournament berth, finishing 16-9. In high school, he played center, forward and guard at one time or another. He played inside much of his senior year but still can shoot the three-pointer.


## Guard

"We have our captain, Brian Carpenter, who's been a two-year starter. He's certainly one of the


outstanding point guards in the Missouri Valley. He's simply just gotten better and better since he stepped on campus because of his work ethic," Miller said. "Beyond that, we have Jason Daisy coming off a redshirt year, who was our third-leading scorer two years ago; Seth Anderson, who played some late in the season last year for us; Darian DeVries and Sredrick Robinson, coming off redshirt freshman seasons — both very skilled players offensively; Tony Brus — we'll probably hold him out of competition his first year, and walkon David Watts of Rock Island High," Miller said.

"That guard corp gives us more offensively than any guard corp we've ever had. All those kids were scorers in high school. We've had some kids in the past make great contributions who were not scorers in high school, but all these kids are used to shooting the ball."

DeVries led Aplington-Parkersburg High School to a pair of state basketball titles.



*Senior Sean Rice has played at both the forward and center positions during his collegiate career.*



*Jon Ellis is one of three seniors on this year's team.*

He moved into its starting lineup midway through his freshman year. The team reached the Class A state tournament in 1990, then began a streak of 52 consecutive victories. He joined the Iowa Select team the summer following his senior year. He was a two-time all-conference pick and MVP, a two-time all-stater, three-time all-district and a McDonalds all-America nominee.

Robinson was named to the city's MVP team from East High School. He played in four state tournaments, scoring 42 points once against West Waterloo in a substate final. Nicknamed "Snake", he earned two straight Iowa Newspaper Association's all-state selections and finished second in the voting for the 1993 Mr. Basketball award. He's also a two-time all-stater. He led the Mississippi Valley Conference with a 26.8 scoring average.

Brus was a member of an all-star team that played in Australia this past summer. He led West to the Class 4A state title this past March. A three-year starter, he averaged 25.2 points for a team that finished 24-0 overall. He's the school's career scoring leader with 1,073 points.



# The Players





# Carpenter Ready for Leadership Role

by Matt Gruhn, UNI Sports Information Student Assistant

**"A** basketball player doesn't get good during the season, he gets good during the off-season."

A lot of basketball players hear this, but not many take it to heart. It was while listening to a speaker at a basketball camp that Northern Iowa senior guard Brian Carpenter first heard that statement, and he has lived by that theory ever since.

"When he (speaker) said that, I thought about all the time we have in the summer," Carpenter said. "I don't do hardly anything. You know, in high school, I didn't work out. So, I remember coming back from camp, and for the rest of the summer, day and night, I was down at the end of my block, and I was just practicing and practicing. I was in my basement lifting weights, I was running, and when I came back, things were a lot easier because of how hard I worked. When

you see something that pays off, it just becomes a part of you."

Many of Carpenter's days and nights were spent at the end of the block on the neighborhood basketball court. "Carp" and his friends, as well as his uncles, gathered there nearly everyday and would play ball for hours. But it was when his father showed up on the court that the competition became really stiff.

"My dad would come down there once in a blue moon just to show everybody up," Carpenter remembered. "He'd come down there and just shoot everybody out and then just leave. And everybody would be mad."

Carpenter said his father helped in shaping his work ethic.

"I probably got my work ethic from my dad," he explained. "He would do anything, and I mean anything, for our family to have what we needed. He worked all the time. He was an example

for me. (His parents) disciplined me, and I'm really thankful for that because I think that helped me growing up in school. I was raised in a church environment. Having that I think helped me to be my own person when I got to high school. It helped me to separate myself from the things I knew were wrong."

Carpenter has taken the things he has learned throughout his childhood and applied them to the

role he fills today.

"As a basketball player, I've realized that people are watching me everyday, everywhere I go," he said. "For younger kids who look up to me, I want to be an example for them, to show them you can be all you want to be without doing things like drinking and getting involved in a lot of other things that they shouldn't be."

Carpenter leads by example. He doesn't drink or smoke and he doesn't put anything into his body that would hurt his basketball ability. He also leads by example on the court.

"I've come to believe that, with what I've been through, growing up, playing basketball, you know, I'm a leader," he said. "I've accepted that in a lot of things I do. In high school, I had that leadership role. It's something that comes naturally to me, I guess. It's not something that scares me, but I'm the type of person that I lead by example, and that's the best way I can lead."

The only Panther to start all 29 games last season, Carpenter returns as the team's scoring and assist leader. As one of only three seniors on the squad, he will be called upon to lead the team by example, but he won't be setting goals to help him do so.

"I haven't set goals for this season," he explained. "I plan to just go out and play. I'm not going to limit myself. I'm going to do the best I can and try to achieve the most."

Made in the off-season and polished in the in-season, Carpenter is ready to lead and he looks forward to the challenge.





# #24 Brian Carpenter

Guard — Senior — 6-1 — 170 — 3L — Minneapolis, MN

**College Career:** Selected captain for 1994-95...Team's leading returning scorer and ranked third last year, averaging 7.7 points...Averaged 2.8 rebounds and led the team with 3.1 assists per game...Was second-high with 1.5 steals...Started all 29 games...Scored in double digits seven times, with a season-high 18 points against Iowa State, tying a career high...Grabbed a career-high seven rebounds versus Creighton...Also had a team-high and career-high eight assists against Long Island University...Shot 42 percent from the field, 28 percent from three-point range and 71 percent at the line...Team's fifth-leading scorer in 1992-93...Started seven of 26 games, primarily at the end of the season...Averaged 4.9 points and 1.9 rebounds...Squad's third-leading assistman, averaging 1.3, and third-leading stealer with 1.0 per game...Shot 37 percent (43-115) from the field, 23 percent (7-31) from three-point range and 73 percent (35-48) at the line...Had a career-high 18 points versus Illinois State...Scored in double figures five times...Hit the winning basket against Drake as time expired in overtime... Played in 15 games in 1991-92 after being put into action following several injuries and a request not to be redshirted...Averaged 2.9 points and 1.5 rebounds while shooting 31 percent from the field and 79 percent at the line...Team's second-leading assistman with 1.6 per game... Season-high nine points versus Wichita State and four rebounds against Southern Illinois...In the team's Scandinavian tour, led the squad in scoring in two-of-eight games with 13 and 17 points, while scoring in double figures in three other games...(Brian's) certainly one of the outstanding point guards in the Missouri Valley," says Eldon Miller. "He's simply just gotten better and better since he stepped on campus because of his work ethic."

**High School:** Three-year starter at Washburn High School...Averaged 13.7 points, five rebounds and shot 75 percent from the line as a sophomore...As a junior, averaged 16 points, five rebounds and 3.6 assists, while shooting 48 percent from the field and 70 percent at the line...His senior year, averaged 24.5 points, 6.3 rebounds, 3.0 steals and 4.0 assists...Scored 30 or more points six times, with a career-high 42... One of five finalists for Minnesota's "Mr. Basketball"...First-team all-state and two-time all-metro...Metro Player of Year, all-conference... Earned letters in football and basketball.



**Personal:** Born November 27, 1972...Son of Mel and Vera Carpenter... Majoring in accounting...Had a 3.2 GPA in high school...Enjoys gospel music and watching cartoons...Nicknamed "Carp".

## CARPENTER'S CAREER STATS

YEAR	G	FG-FGA	PCT	FT-FTA	PCT	REB-AVG	AS	TP-AVG
91-92	15	14-45	.311	11-14	.786	23-1.5	24	43-2.9
92-93	26	43-115	.374	35-48	.729	50-1.9	34	128-4.9
<b>93-94</b>	<b>29</b>	<b>73-176</b>	<b>.415</b>	<b>57-80</b>	<b>.713</b>	<b>81-2.8</b>	<b>89</b>	<b>222-7.7</b>
<b>Tot.</b>	<b>70</b>	<b>130-336</b>	<b>.387</b>	<b>103-142</b>	<b>.725</b>	<b>154-2.2</b>	<b>147</b>	<b>393-5.6</b>

## CARPENTER'S CAREER HIGHS

POINTS—18 vs. Illinois State, Iowa State  
FIELD GOALS—8 vs. Illinois State  
FIELD GOAL ATTEMPTS—13 vs. Illinois State  
3-POINT FIELD GOALS—2 vs. Several  
3-POINT FIELD GOAL ATTEMPTS—7 vs. Southern Illinois, Tulsa  
FREE THROWS—6 vs. Bradley, Drake  
FREE THROW ATTEMPTS—7 vs. Southwest Missouri State, Drake, Bradley  
BLOCKED SHOTS—1 vs. Buffalo, Drake, Southern Illinois  
REBOUNDS—7 vs. Creighton  
ASSISTS—8 vs. Long Island  
STEALS—4 vs. Several



## Brian Carpenter — 1993-94 Game-by-Game

OPPONENT	G/GS	FG	FGA	PCT	FT	FTA	PCT	PTS	REB	AST	STL	BLK	MIN
1 Morningside	1/1	6	16	.375	0	0	0.000	12	2	0	0	0	30
2 Iowa State	1/1	7	10	.700	1	3	.333	18	0	2	2	0	29
3 Iowa	1/1	0	4	.000	0	3	.000	0	2	0	1	4	26
4 Drake	1/1	1	3	.333	0	0	.000	2	3	0	1	3	25
5 Illinois State	1/1	1	6	.167	0	2	.000	2	1	1	4	0	22
6 Long Island	1/1	3	4	.750	0	1	.000	6	0	4	0	0	30
7 Cal State Full	1/1	3	8	.375	1	3	.333	7	2	5	0	0	28
8 Nebraska	1/1	4	9	.444	1	2	.500	9	1	4	5	3	31
9 Creighton	1/1	0	2	.000	0	0	.000	0	0	5	2	0	26
10 Tulsa	1/1	4	6	.667	1	1	1.000	9	0	1	2	0	30
11 St. Bonavent	1/1	5	11	.455	1	4	.250	11	2	2	3	0	32
12 Wichita State	1/1	0	3	.000	0	1	.000	0	1	1	2	0	31
13 Chicago State	1/1	5	7	.714	1	1	1.000	11	5	6	4	0	26
14 Creighton	1/1	3	9	.333	0	2	.000	6	2	5	0	0	32
15 Southwest Miss	1/1	5	9	.556	2	5	.400	12	0	2	1	0	33
16 Wichita State	1/1	1	4	.250	0	1	.000	2	0	5	3	0	30
17 Indiana State	1/1	1	5	.200	1	4	.250	3	0	0	2	0	31
18 Southern Illin	1/1	2	8	.250	2	7	.286	6	1	1	0	0	25
19 Illinois State	1/1	6	9	.667	2	3	.667	14	0	2	3	0	26
20 Bradley	1/1	4	5	.800	2	2	1.000	10	1	1	2	0	28
21 Drake	1/1	1	5	.200	0	1	.000	2	0	3	4	0	19
22 Tulsa	1/1	3	9	.333	2	7	.286	8	1	2	3	0	26
23 Indiana State	1/1	2	6	.333	0	3	.000	4	0	4	5	1	32
24 Southern Illin	1/1	0	8	.000	0	5	.000	0	1	2	3	4	30
25 Bradley	1/1	1	2	.500	0	0	.000	2	0	2	2	0	27
26 Southwest Miss	1/1	1	2	.500	0	0	.000	2	0	0	3	0	14
27 Illinois State	1/1	4	7	.571	2	4	.500	10	4	4	2	0	31
28 Tulsa	1/1	2	4	.500	0	0	.000	4	0	2	1	0	33
29 Southern Illin	1/1	3	5	.600	0	1	.000	6	3	2	3	0	30
<b>Totals</b>	<b>29/29</b>	<b>73</b>	<b>176</b>	<b>.415</b>	<b>57</b>	<b>80</b>	<b>.713</b>	<b>222</b>	<b>11</b>	<b>70</b>	<b>81</b>	<b>71</b>	<b>813</b>



# Ellis Relishes the College Game

by Matt Gruhn, UNI Sports Information Student Assistant

**W**hen Jon Ellis reflects on the best memory of his collegiate basketball career, he doesn't think of the game against St. Louis in which he scored 22 points and grabbed 11 rebounds. Nor does he think of the Drake game in which he sunk nine shots.

Jon Ellis reminisces about his first collegiate game as his best ever.

"When I think back, I feel my best game ever was my first game here at UNI against Southwestern Louisiana," he said, "because I had not played a college game and all I heard from everyone was how big a difference there was between college and high school."

Ellis played about five minutes in that first game and thinks he grabbed about four rebounds.

"I was just really, really happy when I came out of that game and I said to myself 'I can play college ball'," Ellis said. "Up to that point you tell yourself you can, but you just don't know. You don't know what it's like. I could finally say to myself 'you know you can play here. I can handle it.'"

Ellis remembers the driveway battles he had with his older brother — one-on-one games every night which started his basketball career.

"My brother was the one who got me interested in basketball," Ellis said.

Most of those early games were played to 100 points and were decided by one- or two-point margins. Ellis attributes those nailbiters to his aggressiveness.

"My brother really shaped me

because we had some terrific battles out on the court every night," he said. "We'd play until dark, then we'd turn the lights on and play some more."

Ellis' father was a college basketball coach in Ohio and also contributed to his progress as a player.

"My dad really didn't push me into sports that much," Ellis said, "so I didn't get sick of it at an early age. But when I was ready to get into it, he was there for me and helped me out a lot. Everything I am today is because of my parents, my brother and my friends."

Years removed from the court in his driveway and years past the time when basketball wasn't a priority, Ellis' dedication and determination has driven him to a superior court. And now, as a senior, he anticipates taking a leadership role and welcomes the challenge.

"It's really tough not to look to the seniors for leadership because we've been in so many situations," Ellis said. "With the new guys coming in, they haven't gone through the stuff we have, so it will be easy for us to help them out."

As for the team's youth

this year, Ellis feels he and others can hopefully lead by example.


"Carp' (Brian Carpenter), (Sean) Rice and (Jason) Sims have all played, but we still lack in experience a little," he said. "I, as well as the others, will lead by example. That's the way we lead."

Ellis doesn't consider himself an "average" basketball player or an "average" person.

"I look at life a little different than everyone else does," he said. "I had a couple things happen to me that were pretty devastating. I spent my childhood in my own world, and my parents let me."

He enjoys entertaining other people.

"I've always been a jokester," he explained. "In school, I was that way. The worst thing for me is to go through a dull day."





# #4 Jon Ellis

Forward — Senior — 6-7 — 210 — 3L — Dubuque, IA

**College Career:** Played in 26 games last year...Spent most of preseason recovering from a stress fracture, which slowed him much of the year...Averaged 1.7 points and 1.8 minutes in an average of 7.4 minutes of play...Shot 51 percent from the field, 75 percent (3-4) from three-point range and 46 percent at the line...Scored a season-high 14 points against Bradley, the only game he scored in double figures...Started six of 23 games played in 1992-93...Averaged 4.2 points and 2.8 rebounds...Shot 38 percent (33-87) from the field, 25 percent (2-8) from three-point range and 68 percent (28-41) at the line...Had a season-high 22 points versus Buffalo...Scored in double figures three times...Redshirted in 1990-91...Started 11 of 28 games played in 1991-92...Averaged 4.5 points and 3.8 rebounds while shooting 50 percent from the field and 70 percent at the line...Had a team season-high three-point field goal percentage when he made three-of-three versus St. Louis...Had a career-high 23 points versus St. Louis, scoring in double figures in two other games, and a career-high 11 rebounds also against St. Louis.



**High School:** Graduate of Dubuque Senior High School...Earned letters in basketball, football and soccer...Starting quarterback as a junior and senior, three-year starter in basketball and soccer his senior year...Nominated to McDonald's All-American basketball team...Street & Smith's Prep Honorable Mention All-American...Participated in the B/C (Indiana) summer camp and named to the Second-Twenty All-Star team...1989 Pro-sitions Camp All-Star...Member of three AAU state basketball championship teams...First-team all-conference and team MVP in basketball as a junior...Led conference in rebounding as a sophomore...Averaged 15 points and 11 rebounds his senior year...Holds school football records for most passing yards in a season, most career passing yards and most career passes completed.

**Personal:** Born November 12, 1971...Son of Ruth and Charles Ellis...National honor society member...Selected to attend Boys State in 1989...Enjoys reading and watching movies...Majoring in Public Relations.

## ELLIS' CAREER STATS

YEAR	G	FG-FGA	PCT	FT-FTA	PCT	REB-AVG	AS	TP-AVG
91-92	28	49-98	.500	21-30	.700	105-3.8	40	127-4.5
92-93	23	33-87	.379	28-41	.683	65-2.8	17	96-4.2
93-94	26	18-35	.514	6-13	.462	47-1.8	9	45-1.7
Tot.	77	100-220	.455	55-84	.655	217-2.8	66	268-3.5

## ELLIS' CAREER HIGHS

POINTS—23 vs. St. Louis  
FIELD GOALS—9 vs. Drake  
FIELD GOAL ATTEMPTS—11 vs. St. Louis  
3-POINT FIELD GOALS—3 vs. St. Louis  
3-POINT FIELD GOAL ATTEMPTS—3 vs. St. Louis, Illinois State  
FREE THROWS—8 vs. Buffalo  
FREE THROW ATTEMPTS—9 vs. Buffalo  
BLOCKED SHOTS—3 vs. Iowa  
REBOUNDS—11 vs. St. Louis  
ASSISTS—4 vs. Several  
STEALS—3 vs. Southern Illinois, Bradley, Iowa

## Jon Ellis — 1993-94 Game-by-Game

OPPONENT	G	GS	FG	FGA	PCT	FT	FTA	PCT	PTS	REB	REB	PF	D	AST	TO	BLK	STL	MIN	
4 Drake	1	0	0	0	.000	0	0	.000	0	2	.000	0	1	2	3	0	0	0	4
5 Illinois State	1	0	0	0	.000	0	0	.000	0	0	.000	0	0	0	0	1	0	0	4
6 Long Island	1	0	0	0	.000	0	0	.000	0	0	.000	0	0	3	3	2	0	0	3
7 Cal State Full	1	0	0	0	.000	0	0	.000	0	0	.000	0	0	0	0	0	1	0	2
8 Nebraska	1	0	0	0	.000	0	0	.000	0	0	.000	0	0	3	3	0	0	0	8
9 Creighton	1	0	0	0	.000	0	0	.000	0	0	.000	0	0	0	0	0	0	0	5
10 Tulsa	1	0	0	1	.000	0	1	.000	0	0	.000	0	0	0	0	0	0	0	3
11 St. Bonaventur	1	0	0	0	.000	0	0	.000	0	0	.000	0	0	0	0	0	0	0	3
12 Wichita State	1	0	0	0	.000	0	0	.000	0	0	.000	0	0	0	0	0	0	0	3
13 Chicago State	1	0	2	3	.667	0	0	.000	4	1	.500	4	1	5	6	2	0	0	9
14 Creighton	1	0	2	2	1.000	0	0	.000	4	0	.000	4	0	1	2	0	0	0	10
15 Southwest Miss	1	0	0	0	.000	0	0	.000	0	0	.000	0	0	0	0	0	0	0	1
16 Wichita State	1	0	0	1	.000	0	0	.000	0	0	.000	0	1	3	4	0	0	0	7
17 Indiana State	1	0	1	2	.500	0	0	.000	2	1	.500	2	1	0	1	0	0	0	5
18 Southern Illin	1	0	0	2	.000	0	0	.000	2	2	1.000	2	1	2	3	1	0	0	10
19 Illinois State	1	0	0	0	.000	0	0	.000	0	0	.000	0	0	0	0	0	0	0	5
20 Bradley	1	0	2	4	.500	0	0	.000	4	1	1.000	4	1	1	2	0	0	0	7
21 Drake	1	0	0	3	.000	0	0	.000	0	0	.000	0	0	0	4	1	0	0	7
22 Tulsa	1	0	1	1	1.000	0	0	.000	1	2	.500	3	0	1	1	1	0	0	8
23 Indiana State	1	0	2	4	.500	2	2	1.000	1	2	.500	7	1	1	2	3	0	0	17
24 Southern Illin	1	0	1	3	.333	0	0	.000	0	0	.000	2	2	0	0	0	0	0	9
25 Bradley	1	0	6	7	.857	1	1	1.000	1	2	.500	14	3	1	4	0	2	0	21
26 Southwest Miss	1	0	1	2	.500	0	0	.000	0	0	.000	2	2	1	3	0	0	0	14
27 Illinois State	1	0	0	0	.000	0	0	.000	1	2	.500	1	1	1	2	3	0	0	11
28 Tulsa	1	0	0	0	.000	0	0	.000	0	0	.000	0	0	2	2	1	0	0	13
29 Southern Illin	1	0	0	0	.000	0	0	.000	0	0	.000	0	1	0	1	1	0	0	3
Totals	26	0	18	35	.514	3	4	.750	6	13	.462	45	16	31	47	24	0	0	193



# Rice is Only a Sports Junkie On the Court

by Matt Gruhn, UNI Sports Information Student Assistant

**S**ean Rice had a decision to make. As a senior at Linn-Mar High School, Rice had been offered a football scholarship by Wisconsin, as well as a basketball scholarship by Northern Iowa. At 6-7, 205-pounds, he had the size to play either sport.

He also had the talent. A three-year letterman in both sports, Rice helped lead Linn-Mar to the state football championship two straight years on his way to being named all-conference twice and all-state once.

"I've always played basketball and football," Rice said. "I played just for the reason that I enjoyed it. I started playing basketball in about fourth grade, I guess, and football in about sixth grade."

But, the time came when he was forced to make a decision.

"It was up until about the last day before I could sign for basketball before I decided what I wanted to do," Rice said. "I was fortunate to have the opportunity to play basketball or football. I actually decided to come here (UNI) to play the night before the last day to sign. The main reason I passed it (football) up — it just came down to I liked basketball better."

However, basketball is not the primary focus of Rice's life.

"I go out and play as hard as I can on the court, but once I step off the court, I forget about it," Rice explained. "That's always the way I've played."

That goes for a good or bad practice, or a good or bad game.

"I don't get real emotional about a lot of things," he said. "I don't let a lot of problems bog me down. On the other hand, I don't get too excited about a lot

of things, either. Everything always pretty much balances out."

Listening to music helps Rice relax, and he's taken a job with the campus radio station, KGRK. The owner of a Stephen King library, he also enjoys reading, but not sports materials.

"I'm not really into stuff like that (sports literature)," he said. "I don't read Sports Illustrated. I love to play it (sports), but I'm not into reading about it."

Ditto sports on TV. He doesn't watch a lot of ESPN, but will if there's a basketball game showing.

However, he loves playing the game, whether it be college competition or pickup games.

"Going through high school, I played in the Prime Time League in Iowa City every summer," he said. "That helped me a great deal because I was playing against such a higher competition. All the guys were from college or had graduated, so it was very competitive. When you throw a high school kid into those type of games, it just forces them to get better. I

played that for four or five summers — all three in high school."

Rice admits he is a little nervous heading into his last season as a Panther.

"I can't believe I'm a senior right now," he said. "On the other hand, I look at it as a challenge."

Rice believes he's had a "basic" career with not a lot of highs, but a steadiness with consistency. But there's one thing he knows for certain.

"I know in my heart that after practice is over or after a game is over, I know how hard I've worked," he added. "That's the only thing I ask of myself — make myself work as hard as possible every time I step on the court."





# #44 Sean Rice

Forward/Center — Senior — 6-7 — 200 — 3L — Cedar Rapids, IA

**College Career:** Started five-of-25 games played in 1993-94...Averaged 3.1 points and 2.0 rebounds...Shot 55 percent (29-53) from the field and 83 percent (20-24) at the line...Averaged 13.6 minutes...Started seven-of-19 games played in 1992-93...Averaged 2.5 points and 1.2 rebounds...Shot 53 percent (21-40) from the field and 50 percent (6-12) at the line...Started nine-of-22 games played as a freshman...Averaged 12.8 minutes, 1.8 points and 1.5 rebounds...Shot 43 percent from the field...Had a career-high 12 points in the Missouri Valley Conference Tournament against Illinois State.

**High School:** Graduate of Linn-Mar High School in Marion, IA...Earned three letters each in football and basketball...Team won state football title his junior and senior years...As a junior, named all-conference in both football and basketball...As a senior, named all-conference and all-state in football and basketball...Averaged 20 points and nine rebounds his senior year.

**Personal:** Born October 23, 1972...Son of Mike and Bonnie Rice...Majoring in Public Relations.

## RICE'S CAREER STATS

YEAR	G	FG-FGA	PCT	FT-FTA	PCT	REB-AVG	AS	TP-AVG
91-92	22	19-42	.420	4-12	.333	33-1.5	10	40-1.8
92-93	19	21-40	.525	6-12	.500	23-1.2	3	48-2.5
93-94	25	29-53	.547	20-24	.833	51-2.0	10	78-3.1
Tot.	66	69-135	.511	30-48	.625	107-1.6	23	166-2.5

## RICE'S CAREER HIGHS

POINTS—12 vs. Illinois State

FIELD GOALS—5 vs. Wichita State

FIELD GOAL ATTEMPTS—6 vs. Wichita State, Bradley

3-POINT FIELD GOALS—0

3-POINT FIELD GOAL ATTEMPTS—0

FREE THROWS—5 vs. Morningside College


FREE THROW ATTEMPTS—6 vs. Morningside College

REBOUNDS—5 vs. Several

ASSISTS—4 vs. Drake

BLOCKED SHOTS—1 vs. Several

STEALS—4 vs. Iowa



## Sean Rice — 1993-94 Game-by-Game

	--- TOTAL ---				--- 3PT ---				OFF DEF TOT														
GM	OPPONENT	G	GS	P	F	P	FGA	P	F	P	FGA	P	FT	FTA	P	REB	AST	STL	BLK	PTS	MIN		
1	Morningside	1	0	2	3	.667	0	0	.000	5	6	.833	9	2	2	4	2	0	1	2	0	23	
2	Iowa State	1	0	0	0	.000	0	0	.000	0	0	.000	0	0	0	0	0	2	0	0	0	10	
3	Iowa	1	0	0	1	.000	0	0	.000	0	0	.000	0	0	2	2	0	0	0	1	0	6	
4	Drake	1	0	1	1	1.000	0	0	.000	1	11	0.33	3	1	0	1	2	0	1	2	0	7	
5	Illinois State	1	0	4	4	1.000	0	0	.000	1	2	.500	9	2	1	3	2	0	0	0	0	26	
6	Long Island	1	0	1	1	1.000	0	0	.000	0	0	.000	2	0	3	3	1	0	1	1	0	9	
7	Cal State Full	1	0	1	2	.500	0	0	.000	0	0	.000	2	0	2	2	1	0	0	0	1	11	
8	Webraska	1	0	2	4	.500	0	0	.000	0	0	.000	4	0	2	2	2	1	0	0	1	19	
9	Creighton	1	0	0	2	.000	0	0	.000	2	21	0.00	2	1	2	3	3	0	0	0	0	9	
10	Tulsa	1	0	0	0	.000	0	0	.000	0	0	.000	0	0	0	1	1	1	0	0	0	8	
11	St. Bonaventur	1	0	3	6	.500	0	0	.000	2	21	0.00	8	1	2	3	2	0	0	1	0	123	
12	Wichita State	1	0	2	2	1.000	0	0	.000	0	0	.000	4	1	2	3	3	0	1	0	0	13	
13	Chicago State	1	0	3	5	.600	0	0	.000	0	0	.000	6	0	0	0	0	0	0	0	0	20	
14	Creighton	1	0	2	4	.500	0	0	.000	2	21	0.00	6	0	2	2	2	0	0	1	0	16	
15	Southwest Miss	1	0	2	3	.667	0	0	.000	1	2	.500	5	1	3	4	2	0	0	0	0	21	
16	Wichita State	1	0	1	3	.333	0	0	.000	0	0	.000	2	1	1	2	0	0	1	0	1	15	
17	Indiana State	1	0	1	3	.333	0	0	.000	0	0	.000	2	1	1	2	2	0	0	0	0	12	
18	Southern Illin	1	0	2	3	.667	0	0	.000	0	0	.000	4	0	1	1	2	0	1	0	0	2	
19	Illinois State	1	1	0	1	.000	0	0	.000	2	3	.667	2	3	2	5	3	0	0	0	0	17	
20	Bradley	1	1	2	4	.500	0	0	.000	2	21	0.00	6	1	1	2	1	0	0	0	1	9	
21	Drake	1	1	0	1	.000	0	0	.000	0	0	.000	0	0	1	1	0	0	0	2	1	18	
22	Tulsa	1	1	0	0	.000	0	0	.000	0	0	.000	0	0	0	2	3	0	0	2	0	12	
23	Indiana State	1	1	0	0	.000	0	0	.000	0	0	.000	0	0	0	0	0	1	0	1	0	9	
26	Southwest Miss	1	0	0	0	.000	0	0	.000	0	0	.000	0	0	0	0	0	1	0	0	0	2	
27	Illinois State	1	0	0	0	.000	0	0	.000	2	21	0.00	2	0	3	3	1	0	0	0	0	1	
Totals		25	5	29	53	.547	0	0	.000	20	24	.833	78	15	36	51	38	0	10	10	7	10	341



# #10 Seth Anderson

Guard — Sophomore — 6-1 — 165 — 1L — Ames, IA

**College Career:** Played in 10 games last year after redshirting in 1992-93...Averaged 1.2 points and 0.8 rebounds in 6.4 minutes...Shot 63 percent (5-8) from the field and 50 percent (2-4) at the line...Had a career-high six points versus Southwest Missouri State.

**High School:** Earned letters in basketball and football at Ames High School...Started on 3-A state championship team his senior year, in which he averaged 18.6 points in three tournament games...Earned all-tournament accolades after scoring 20 points versus Davenport West, 22 against Des Moines North and 14 against Waterloo East...Averaged 9.5 points overall, but scored 10 or more points in six of the last seven contests...Hit 80 percent of his free throws and 56 percent of his shots...Also started at quarterback...Completed 160-of-299 passes for 2,008 yards and 11 touchdowns his last year...Attended UNI's basketball camp three straight years.

**Personal:** Born September 6, 1973...Son of Brian and Elaine Anderson...Majoring in Business.

## ANDERSON'S CAREER STATS

YEAR	G	FG-FGA	PCT	FT-FTA	PCT	REB-AVG	AS	TP-AVG
93-94	10	5-8	.625	2-4	.500	8-0.8	3	12-1.2

## ANDERSON'S CAREER HIGHS

POINTS — 6 vs. Southwest Missouri State

FIELD GOALS — 3 vs. Southwest Missouri State

FIELD GOAL ATTEMPTS — 4 vs. Southwest Missouri State

3-POINT FIELD GOALS — 0

3-POINT FIELD GOAL ATTEMPTS — 0

FREE THROWS — 2 vs. Bradley



FREE THROW ATTEMPTS — 2 vs. Bradley

REBOUNDS — 3 vs. Chicago State

ASSISTS — 2 vs. Chicago State

BLOCKED SHOTS — 0

STEALS — 1 vs. Southern Illinois, Drake, Bradley



## Seth Anderson — 1993-94 Game-by-Game

OPPONENT	G/GS	TOTAL			3PT			OFF DEF TOT									
		FG	FGA	PCT	FT	FTA	PCT	PTS	PTS	REB	REB	AST	TO	BLK	STL	MIN	
4 Drake	1/0	0/0	0.000	0/0	0.000	0/0	0.000	0	0	0	0	2/0	0	1	0	3	
13 Chicago State	1/0	0/1	0.000	0/0	0.000	0/0	0.000	0	0	3	3	1/0	2	1	0	14	
14 Creighton	1/0	0/1	0.000	0/0	0.000	0/0	0.000	0	0	0	0	0/0	0	1	0	4	
18 Southern Illin	1/0	1/1	1.000	0/0	0.000	0/0	0.000	2	0	2	2	1/0	1	0	1	6	
20 Bradley	1/0	0/0	0.000	0/0	0.000	2/2	1.000	2	0	1	1	0/0	0	0	0	4	
21 Drake	1/0	1/1	1.000	0/0	0.000	0/0	0.000	2	0	0	0	0/0	0	0	1	2	
23 Indiana State	1/0	0/0	0.000	0/0	0.000	0/0	0.000	0	0	0	0	0/0	0	0	0	1	
25 Bradley	1/0	0/0	0.000	0/0	0.000	2/2	1.000	0	0	1	1	1/0	0	0	1	18	
26 Southwest Miss	1/0	3/4	.750	0/0	0.000	0/0	0.000	6	1	0	1	1/0	0	0	0	11	
27 Illinois State	1/0	0/0	0.000	0/0	0.000	0/0	0.000	0	0	0	0	0/0	0	0	0	1	
Totals	10/0	5/8	.625	0/0	0.000	2/4	.500	12	1	7	8	6/0	3	3	0	64	



# #22 Jason Daisy

Guard — Sophomore — 6-3 — 180 — 1L —  
Minneapolis, MN

**College Career:** Redshirted in 1993-94...Started three-of-20 games played as a freshman...Team's third-leading scorer (5.7)...Averaged 1.4 rebounds and 0.9 assists...Shot 36 percent (44-123) from the floor, 19 percent (5-26) from three-point range and 80 percent (20-25) at the line...Had a team season-high six three-point attempts against Indiana State...Had a career-high 13 points versus Southern Illinois and scored in double figures five times.

**High School:** Graduate of Minneapolis South High School where he was a two-time all-stater, including a Full-Court Press all-stater, all-metro and all-conference defensive pick...Graduated with honors with a 3.3 GPA... Street & Smith's all-American honorable mention...Averaged 20 points as a junior and 23 as a senior, along with five assists and six rebounds...Team was Region 5AA champ, advancing to the Final 8 of the state tournament...Team was 17-9...Participated in Minnesota all-star game.



**Personal:** Born September 30, 1974...Son of Samuel and Barbara Daisy...Majoring in physical education.

## DAISY'S CAREER STATS

YEAR	G	FG-FGA	PCT	FT-FTA	PCT	REB-AVG	AS	TP-AVG
92-93	20	44-123	.358	20-25	.800	28-1.4	17	113-5.7

## DAISY'S CAREER HIGHS

POINTS—13 vs. Southern Illinois  
FIELD GOALS—5 vs. Eastern Kentucky, Indiana State  
FIELD GOAL ATTEMPTS—13 vs. Wichita State  
3-POINT FIELD GOALS—1 vs. Several  
3-POINT FIELD GOAL ATTEMPTS—6 vs. Indiana State  
FREE THROWS—5 vs. Southern Illinois  
FREE THROW ATTEMPTS—5 vs. Southern Illinois  
REBOUNDS—4 vs. Tulsa  
ASSISTS—3 vs. Drake  
BLOCKED SHOTS—1 vs. Several  
STEALS—2 vs. Southern Illinois



## Jason Daisy — 1992-93 Game-by-Game

#4 OPPONENT	G/ GS	TOTAL			3PT			OFF DEF TOT											
		FG	FGA	PCT	FG	FGA	PCT	PTS	REB	REB	REB	PF	D	AST	TO	BLK	STL	MIN	
7 Eastern Kentuc	1/ 0	0/ 3	.000	0/ 2	.000	0/ 0	.000	0	1	0	0	1	0	0	1	1	0	0	9
8 Tulsa	1/ 0	4/ 8	.500	0/ 0	.000	1/ 2	.500	9	1	3	4	1	0	2	1	0	0	0	17
9 Southern Illin	1/ 0	4/ 10	.400	0/ 1	.000	5/ 10	.500	13	1	1	2	0	0	3	2	0	0	0	23
10 Eastern Kentuc	1/ 0	5/ 7	.714	1/ 1	1.000	1/ 2	.500	12	0	3	3	4	0	2	1	0	0	0	25
11 Tulsa	1/ 0	4/ 8	.500	0/ 1	.000	3/ 4	.750	11	0	3	3	2	0	1	0	0	0	0	27
12 Wichita State	1/ 1	3/ 13	.231	0/ 4	.000	1/ 2	.500	7	0	0	0	2	0	1	0	0	0	0	31
13 Indiana State	1/ 1	5/ 17	.294	1/ 6	.167	0/ 0	.000	11	0	3	3	3	0	2	2	0	0	0	34
14 Southwest Miss	1/ 1	2/ 8	.250	0/ 3	.000	4/ 4	1.000	8	0	0	0	2	0	2	0	0	0	0	31
15 Creighton	1/ 0	2/ 6	.333	0/ 0	.000	0/ 0	.000	4	1	0	1	0	0	0	1	0	0	0	12
16 Indiana State	1/ 0	4/ 9	.445	1/ 3	.333	2/ 2	1.000	11	2	0	2	2	0	0	2	0	0	0	22
17 Drake	1/ 0	2/ 5	.400	0/ 2	.000	0/ 0	.000	4	0	0	0	0	0	1	3	4	1	0	19
18 Illinois State	1/ 0	1/ 5	.200	0/ 0	.000	3/ 4	.750	5	0	1	1	2	0	0	1	0	0	0	16
19 Wichita State	1/ 0	0/ 5	.000	0/ 0	.000	0/ 0	.000	0	1	2	3	1	0	0	1	1	0	0	12
20 Bradley	1/ 0	2/ 4	.500	1/ 1	1.000	0/ 0	.000	5	0	1	1	2	0	1	1	0	0	0	11
21 Southern Illin	1/ 0	0/ 0	.000	0/ 0	.000	0/ 0	.000	0	0	1	0	0	0	1	0	0	0	0	10
23 Drake	1/ 0	1/ 3	.333	0/ 0	.000	0/ 0	.000	2	0	0	0	0	0	0	0	0	0	0	7
24 Southwest Miss	1/ 0	0/ 0	.000	0/ 0	.000	0/ 0	.000	0	1	0	0	0	0	0	1	0	0	0	4
25 Bradley	1/ 0	3/ 5	.600	1/ 1	1.000	0/ 0	.000	7	0	0	0	0	0	0	2	1	0	0	11
26 Illinois State	1/ 0	2/ 5	.400	0/ 0	.000	0/ 0	.000	4	1	0	1	0	0	0	2	0	0	0	19
27 Drake	1/ 0	0/ 2	.000	0/ 1	.000	0/ 0	.000	0	1	0	1	0	0	0	0	0	0	0	4
Totals	20/ 3	44/ 123	.358	5/ 26	.192	20/ 25	.800	113	10	18	28	27	0	17	24	3	5	0	344



# #55 Jason Sims

Forward-Center — Junior — 6-8 — 240 — 2L — Minneapolis, MN

**College Career:** Team's fifth-leading scorer in 1993-94, averaging 5.6 points and 3.8 rebounds...Started six-of-29 games, primarily at the end of the season...Scored a career-high 16 points versus Indiana State...Shot 58 percent (60-103) from the field and 54 percent (41-76) at the line and averaged 17.7 minutes...Scored in double figures in seven games...Had a team single-game high six blocked shots versus Tulsa...Played in only 10 games in 1992-93...Averaged 1.5 points and 1.1 rebounds...Shot 46 percent (5-11) from the field and 71 percent (5-7) at the line...Redshirted in 1991-92.

**High School:** Graduate of South High School in Minneapolis...Selected all-conference and McDonald's All-American Honorable Mention...Averaged 13.8 points and 12 rebounds for a 10-12 team...Also lettered in football.



**Personal:** Born January 5, 1973...Son of Charles and Loretta Sims...Majoring in pre-med...Hopes to become a dentist..."(Jason Sims) established himself the second half of last season...I think he is just scratching the surface of his potential. And depending upon what he has done in the off-season — in conditioning himself to play and working on some basic fundamental skills — he could be a real force in the middle in Division I basketball," says Eldon Miller.

## SIMS' CAREER STATS

YEAR	G	FG-FGA	PCT	FT-FTA	PCT	REB-AVG	AS	TP-AVG
92-93	10	5-11	.455	5-7	.714	11-1.1	1	15-1.5
93-94	29	60-103	.583	41-76	.540	111-3.8	12	161-5.6
Tot.	39	65-114	.570	46-83	.554	122-3.1	13	176-4.5

## SIMS' CAREER HIGHS

POINTS—16 vs. Indiana State  
FIELD GOALS—6 vs. Indiana State  
FIELD GOAL ATTEMPTS—8 vs. Indiana State  
3-POINT FIELD GOALS—0  
3-POINT FIELD GOAL ATTEMPTS—1 vs. Iowa State  
FREE THROWS—5 vs. Iowa  
FREE THROW ATTEMPTS—8 vs. Indiana State  
REBOUNDS—8 vs. Nebraska  
ASSISTS—3 vs. Southern Illinois  
BLOCKED SHOTS—6 vs. Tulsa  
STEALS—3 vs. Morningside College



## Jason Sims — 1993-94 Game-by-Game

DATE	OPPONENT	G	GS	FG	FGA	PCT	FT	FTA	PCT	REB	PTS	OFF	DEF	TOT	PF	D	AST	TO	BLK	STL	MIN			
1	Morningside	1	0	4	6	.667	0	0	.000	0	0	0	0	0	2	1	3	5	1	2	0	3	18	
2	Iowa State	1	0	0	1	.000	0	1	.000	0	0	0	0	0	3	3	3	0	0	0	0	8		
3	Iowa	1	0	1	6	.167	0	0	.000	5	6	.833	7	5	2	7	4	0	0	1	0	22		
4	Drake	1	0	1	11	.091	0	0	.000	3	7	.429	5	2	3	5	3	0	0	2	2	15		
5	Illinois State	1	0	1	3	.333	0	0	.000	0	0	0	0	0	2	1	3	1	0	0	2	16		
6	Long Island	1	0	2	21	.095	0	0	.000	0	2	0	0	0	0	0	2	0	0	0	0	10		
7	Cal State Full	1	0	1	3	.333	0	0	.000	0	2	0	0	0	0	0	0	0	0	1	1	16		
8	Nebraska	1	0	2	21	.095	0	0	.000	0	2	0	0	0	2	1	4	5	2	0	0	15		
9	Creighton	1	0	1	2	.500	0	0	.000	0	1	0	0	0	2	1	4	5	2	0	0	15		
10	Tulsa	1	0	0	1	.000	0	0	.000	0	0	0	0	0	2	2	1	0	0	1	0	17		
11	St. Bonaventur	1	0	1	5	.200	0	0	.000	0	0	0	0	0	2	3	1	4	4	0	1	0	12	
12	Wichita State	1	0	3	6	.500	0	0	.000	2	4	.500	8	4	2	6	5	1	1	1	0	28		
13	Chicago State	1	0	5	7	.714	0	0	.000	3	5	.600	13	2	1	3	3	0	0	1	2	17		
14	Creighton	1	0	0	1	.000	0	0	.000	0	0	0	0	0	1	1	3	0	0	0	1	12		
15	Southwest Miss	1	0	1	4	.250	0	0	.000	0	2	0	0	0	2	1	1	2	4	0	1	4	0	19
16	Wichita State	1	0	2	21	.095	0	0	.000	0	0	0	0	0	0	0	0	0	0	0	0	0	14	
17	Indiana State	1	0	3	4	.750	0	0	.000	4	6	.667	10	2	5	7	3	0	0	3	1	0	16	
18	Southern Illinois	1	0	3	31	.097	0	0	.000	1	4	.250	7	0	2	2	3	0	0	1	0	0	13	
19	Illinois State	1	0	1	11	.091	0	0	.000	0	2	0	0	0	2	1	3	4	0	0	1	0	10	
20	Bradley	1	0	2	4	.500	0	0	.000	2	4	.500	6	3	3	6	2	0	0	1	1	0	21	
21	Drake	1	0	5	11	.455	0	0	.000	2	4	.500	12	3	3	6	4	0	0	1	3	1	18	
22	Tulsa	1	0	5	7	.714	0	0	.000	4	4	1.000	14	3	2	5	4	0	0	0	6	0	25	
23	Indiana State	1	0	8	7	.750	0	0	.000	4	8	.500	16	1	6	7	5	1	0	1	0	0	26	
24	Southern Illinois	1	1	2	4	.500	0	0	.000	4	6	.667	8	3	3	6	3	0	3	1	0	1	27	
25	Bradley	1	1	0	3	.000	0	0	.000	0	0	0	0	0	2	2	4	0	1	2	1	1	26	
26	Southwest Miss	1	1	4	5	.800	0	0	.000	3	5	.600	11	1	4	5	3	0	2	0	2	0	26	
27	Illinois State	1	1	0	0	.000	0	0	.000	0	0	0	0	0	1	0	1	4	0	1	0	0	14	
28	Tulsa	1	1	0	1	.000	0	0	.000	2	2	1.000	2	2	4	2	0	0	1	3	0	17		
29	Southern Illinois	1	1	4	6	.667	0	0	.000	2	2	1.000	10	2	1	3	5	1	0	5	0	2	16	
Totals		29	6	60	103	.583	0	1	.000	41	76	.540	161	49	62	111	94	4	12	35	29	14	512	



# #40 Warren Vandeven

Forward — Sophomore — 6-7 — 225 — 1L — St. Louis, MO

**College Career:** Redshirted last year while rehabilitating a bad back...Started 13-of-20 games as a freshman in 1992-93...Averaged 1.4 points and 2.6 rebounds...Shot 39 percent (9-23) from the field and 47 percent (9-19) at the line.

**High School:** Earned three basketball letters at Oakville Senior High School...Team was district champ...All-conference, all-district and a metro all-star...His AAU team was ranked first in the state, sixth in the nation...Averaged 14.6 points and 9.9 rebounds his senior year...Attended Meramac Junior College in 1991-92 and played on several AAU teams.


**Personal:** Born September 9, 1973...Son of Warren and Marilyn Vandeven...Majoring in public relations...Nicknamed Theo, which is his middle name.

## VANDEVEN'S CAREER STATS

YEAR	G	FG-FGA	PCT	FT-FTA	PCT	REB-AVG	AS	TP-AVG
92-93	20	9-23	.391	9-19	.474	51-2.6	4	27-1.4

## VANDEVEN'S CAREER HIGHS

POINTS—5 vs. Creighton  
FIELD GOALS—2 vs. Creighton  
FIELD GOAL ATTEMPTS—4 vs. Drake (twice)  
3-POINT FIELD GOALS—0  
3-POINT FIELD GOAL ATTEMPTS—1 vs. Drake  
FREE THROWS—3 vs. Illinois State  
FREE THROW ATTEMPTS—4 vs. Illinois State, Drake  
REBOUNDS—7 vs. Drake  
ASSISTS—1 vs. Nebraska-Omaha, Indiana State  
BLOCKED SHOTS—2 vs. Indiana State, Drake  
STEALS—2 vs. Southwest Missouri State




## Warren Vandeven — 1992-93 Game-by-Game

#	OPPONENT	G/GS	/--- TOTAL ---/			/--- 3PT ---/			OFF DEF TOT												
			FG	FGA	PCT	FG	FGA	PCT	PT	PTA	PCT	PTS	REB	REB	REB	PF	D	AST	TO	BLK	STL
1	Buffalo	1/0	0/0	0.000	0/0	0.000	2/2	1.000	2	0	2	2	2/0	0	2	0	0	2	0	0	10
3	Iowa	1/0	0/0	0.000	0/0	0.000	0/0	0.000	0	0	1	1	0/0	0	1	0	0	1	0	0	3
4	Cal State Full	1/0	0/1	0.000	0/0	0.000	0/0	0.000	0	0	2	2	1/0	0	0	0	0	0	0	0	10
5	Nebraska-Omaha	1/0	1/2	.500	0/0	0.000	0/0	0.000	2	2	3	5	2/0	1	1	0	0	0	0	0	24
9	Southern Illin	1/0	0/0	0.000	0/0	0.000	0/0	0.000	0	0	0	0	0/0	0	0	0	0	0	0	0	3
13	Indiana State	1/0	0/0	0.000	0/0	0.000	0/0	0.000	0	0	0	0	0/0	0	0	0	0	0	0	0	1
14	Southwest Miss	1/0	1/2	.500	0/0	0.000	0/0	0.000	2	1	2	3	3/0	0	2	0	2	0	2	18	
15	Creighton	1/1	2/3	.667	0/0	0.000	1/3	.333	5	3	0	3	2/0	0	2	0	2	0	1	15	
16	Indiana State	1/1	0/0	0.000	0/0	0.000	1/2	.500	1	1	3	4	0/0	1	2	1	2	1	20		
17	Drake	1/1	1/4	.250	0/0	0.000	0/0	0.000	2	4	1	5	1/0	0	1	0	1	0	14		
18	Illinois State	1/1	0/0	0.000	0/0	0.000	3/4	.750	3	2	1	3	0/0	0	0	0	0	0	10		
19	Wichita State	1/1	0/0	0.000	0/0	0.000	0/0	0.000	0	0	1	1	1/0	0	0	0	0	0	8		
20	Bradley	1/1	0/0	0.000	0/0	0.000	1/2	.500	1	0	1	1	2/0	1	0	0	0	0	20		
21	Southern Illin	1/1	0/1	.000	0/0	0.000	0/0	0.000	0	0	4	0	0/0	0	0	0	0	0	16		
22	Creighton	1/1	0/1	.000	0/0	0.000	0/0	0.000	0	0	1	1	3/0	1	0	0	1	11			
23	Drake	1/1	1/4	.250	0/1	0.000	0/4	.000	2	2	5	7	2/0	0	2	2	2	27			
24	Southwest Miss	1/1	1/2	.500	0/0	0.000	0/0	0.000	2	0	4	4	2/0	0	2	0	0	0	17		
25	Bradley	1/1	0/1	.000	0/0	0.000	1/2	.500	1	0	1	1	2/0	0	2	0	0	0	11		
26	Illinois State	1/1	2/2	1.000	0/0	0.000	0/0	0.000	4	1	3	4	1/0	0	2	1	0	25			
27	Drake	1/1	0/0	0.000	0/0	0.000	0/0	0.000	0	0	0	0	2/0	0	1	0	0	0	21		
Totals		20/13	9/23	.391	0/1	.000	9/19	.474	27	16	35	51	26/0	4	20	5	7	284			



# Newcomers




## #13 Tony Brus

Guard — Freshman — 6-1 — 195  
— HS — Blue Grass, IA

**High School:** Led Davenport West to the Class 4-A state championship in March...Three-year starter...Averaged 25.2 points for a 24-0 team...Scored 24, 25 and 27 points, respectively, in the state tournament games...West's career scoring leader with 1,073 points...Shot 62 percent from the field and 78 percent at the line and averaged

5.0 rebounds...Also made 29-of-68 three-pointers for 43 percent...Earned three letters in basketball...Captain of the Iowa 4-A team and a member of the Iowa Select team which played this past summer in Australia.

**Personal:** Son of Eugene and Linda Brus...Born May 3, 1976.



## #3 Munib Dzuho

Forward/Center — Junior — 6-8  
— 230 — JC — Sarajevo, Bosnia

**Junior College:** Transfer from Northeast College in Norfolk, NE...Averaged 12.5 points, 7.1 rebounds and 2.1 assists...Played in a total of 56 games at Northeast in two years, averaging 10.7 points, 5.7 rebounds and 1.8 assists...All-conference...Received a Sportscenter Club scholarship.

**Personal:** Born March 27, 1972...Majoring in liberal arts. Nicknamed "Mo".



## #12 Darian DeVries


Guard — Freshman — 6-3 — 170  
— RS — Aplington, IA

**College Career:** Redshirted in 1993-94.

**High School:** Led team to two state titles at Aplington-Parkersburg High School and three state tournament appearances...Four-year starter with a team record of 91-9 overall...Averaged 23.3 points, 3.9

rebounds and 8.0 assists his senior year...Holds school records for career assists (662), career points (1,802) and career steals (319)...Also holds school record for points scored in a single game (44)...Has a career free throw percentage of 81.1 percentage, another school mark...Three-time all-conference and two-time all-state...Member of the Iowa Select team which played in Australia...Earned four letters each in basketball and baseball, three each in football and tennis and one in track...Twice named to the Class 2A all-tournament basketball team...Scored 38 points in the state championship game his sophomore year...Has played in nine state tournament games...NICL MVP, state AAU MVP in 1992, McDonald's all-American nominee in basketball...In football, two-time all-conference, two-time all-state defensive back and quarterback and advanced to the state semifinals twice...Appeared in the state tennis tournament once and was an all-conference pick twice in baseball.

**Personal:** Born April 7, 1975...Son of Vern and Marge DeVries...Majoring in elementary education.




## #33 Sean Hawkins

Forward-Center — Freshman — 6-7 — 195 — HS — Dolton, IL

**High School:** Graduate of Thornton Township...All-conference, all-area, McDonald's All-American nominee...Averaged 13 points, 13 rebounds and seven blocked shots...Team finished 16-9 and advanced to the state semifinals...Single-game highs of 23 points, 17 rebounds

and 13 blocks...Named one of the top 12 seniors in the Chicago suburbs and was invited to play in the annual City-Suburb All-Star game.

**Personal:** Born June 11, 1976...Son of Marvin and Faye Hawkins...Major is undecided.



## #25 Brian Heying

Guard/Forward — Freshman — 6-7 — 210 — HS — New Hampton, IA


**High School:** Graduate of New Hampton High School where he earned two letters in football and three in basketball...Participated in three state basketball tournaments, winning the title his junior year and placing second his senior year...Team won the Northeast Iowa Conference crown three

consecutive years with a record of 35-1...New Hampton was 65-7 overall while Heying was a member of the varsity squad...Shot 56 percent from the field while averaging 24.7 points and 14.1 rebounds as a senior...Grabbed a career-high 25 caroms in the state title game...Broke the all-time high school career scoring record with 1,448 points, as well as setting a record with 39 points in a single



game, a feat accomplished twice...Holds the single-season rebounding record with 352...Three-time first-team all-conference, two-time MVP, honorable mention all-state his sophomore year and first-team all-state his junior and senior years...All-district in football his last two years and second-team all-state his senior year...Participated in the Dr. Pepper All-Star game and was selected to the all-tournament team...Travelled to Australia with the Iowa Senior Select team this past summer.

**Personal:** Born Feb. 9, 1976...Son of Larry and Cindy Heying...Majoring in business...Enjoys fishing and water skiing.




## #50 Jerry Nelson

Center — Freshman — 6-11 — 240 — HS — Wyoming, MN

**High School:** Graduate of Forest Lake (MN) High School where he lettered three years in basketball...Also received three athlete scholar letters...All-conference two years and Minneapolis Star & Tribune preseason all-Metro in 1993-94...Voted team's MVP his senior year, when he was a captain...Team advanced to the consolation round of the state Class AA tournament and participated in the Section 7 Boys Class AA Championship...Team won the league title two straight years...Averaged 11 points and nine rebounds and blocked 69 shots his senior year...Shot 57.5 percent from the field and was third on the team in assists...Led his team two straight years in field goal percentage and finished with the second-highest all-time career field goal percentage at Forest Lake...Shot eight-of-13 three-pointers his senior year...Team was 60-16 overall during his three years and was 43-10 as a starting center for two years.

**Personal:** Born Nov. 5, 1975...Son of Gregory and Judy Nelson...Major undecided...Enjoys drawing and painting.



## #5 Sredrick Robinson

Guard — Freshman — 5-9 — 165 — RS — Waterloo, IA


**College Career:** Redshirted in 1993-94.

**High School:** Earned two consecutive nominations to the Iowa Newspaper Association's all-state team...Honorable mention all-state in 1991...Finished second in the balloting for the 1993 "Mr.

Basketball" award...Mississippi Valley Conference leading scorer in 1993 and league MVP...First-team all-Metro and all-conference three straight years and two-time team captain...Selected to the 1993 Dr. Pepper All-Star team and the northwest district's MVP...Freshman team won the 1990 Class 3A state title...The next two years, team placed second and third...As a senior, team eliminated in first round by eventual state champion...Leading scorer in 1992 state tournament and all-tournament team selection...Scored 42 points in a sub-state final victory over West Waterloo...Winner of the Clyde Artus Memorial Award, an honor given by the Waterloo Courier to each of the six metro high schools' MVPs...KBBG Radio's "Waterloo Senior Athlete of the Year"...Holds the school record for 17 assists in a

game (vs. Iowa City High) and for scoring 34 points in a half against Waterloo West...Played three different positions in football — wide receiver, quarterback and defensive back and earned all-state in 1992 in the secondary...Des Moines Register Elite all-stater in '92 and a first-team all-conference and all-Metro pick in '91 and '92...Football team captain two years...Conference Player of the Year in '92 and selected for the Shrine Game in 1993.

**Personal:** Nicknamed "Snake"...Born January 1, 1975...Son of Shirley Robinson...Majoring in elementary education...Rotary Club "Senior Student of the Month" and Partners in Education "Student of the Month".




## #11 David Watts

Guard — Freshman — 5-10 — 165 — HS — Davenport, IA

**High School:** Three-year letterman at Rock Island (IL) High School...Named Best Defender in the Pekin Tournament his junior year, in addition to being named all-conference, Metro all-area and a Quad-City Pacesetter his junior year...All-conference, all-Metro, Iowa Coaches honorable mention all-state and AP honorable mention all-state his

senior year...Averaged 10 points, six assists, four steals and three rebounds...Played in a Blue-Chip all-star game in Kentucky.

**Personal:** Son of Janice and Eudell Watts...Born Feb. 5, 1976.



## #30 Greg Wood

Forward — Freshman — 6-5 — 190 — HS — Chicago, IL

**High School:** Lettered three years in basketball and one in baseball at Hales Franciscan High School...Two-time Chicago Prep all-conference first team, first-team all-stater as a junior...Selected to Chicago Sun-Times all-state first team, along with the Chicago Tribune's, AP and the Coaches' Poll...Street & Smith all-American...In running

for "Mr. Basketball" award...Finished 11th-of-32 in the state slam-dunk contest...Rated as one of top 10 players in Chicago and one of top 20 in the state...Was invited to the Nike All-America Camp and was selected to the underclassman all-star team at Dave Kriders Camp as a sophomore...A unanimous pick to the Pontiac Christmas Tournament all-tournament team...Averaged 19 points and 11 rebounds his junior year, but did not play this past year after Illinois High School Assoc. ruled he already had completed four seasons of eligibility after transferring from a school in the St. Louis area following his freshman season.

**Personal:** Born June 19, 1975...Son of Ronald and Bonita Wood...Majoring in criminology...Relative of Pittsburgh Stealer Rod Woodson.



# 1993-94 — A Look Back

It was a Cinderella season — almost. Northern Iowa's men's basketball team fell just four points shy of making its second trip to the "Big Dance" when third-seeded Southern Illinois defeated the Panthers 77-74 in the championship game of the Diet Pepsi Missouri Valley Conference Tournament on March 7 at The Arena in St. Louis, MO.

The Panthers were seeded fifth in the tourney after finishing 10-8 in the league during the regular season. Participating in only their third MVC post-season tournament since joining the league, they met fourth-seed Illinois State in the first round. The two teams had split earlier in the season, with each team winning on its home court. UNI's homecourt victory was the first win over ISU after 15 straight losses. The Panthers won their first ever MVC tourney game by defeating the Redbirds, 84-70.

UNI advanced to the championship game by downing Tulsa 79-73. That game was tied at the half, 34-all. It seemed the Panthers' destiny was following the 1989-90 season when they received their first Division I NCAA Tournament berth after sweeping the Mid-Continent Conference Tournament held in the UNI-Dome.

But the Salukis, who had defeated UNI twice during the regular season, only 97-94 two weeks earlier, held off a gutsy Panther squad comprised of six seniors who were determined to keep playing. SIU led 34-31 at the half after Paul Lusk hit a fade-away jumper with only one second left on the clock. SIU, which had won the tourney last year, went up 43-33 with 17:50 left in the game, but the Panthers scrambled back to take their first lead of the second half at 47-45 with 14:05 remaining.

UNI's largest lead was 55-49 with 10:01 left in the game. After that, the game was a see-saw affair. UNI's last lead was 63-62 with 5:28 left and the game was tied at 69-all with 1:45 remaining. The Panthers trailed only 72-71 late and after SIU made five-of-eight free throws in the next 31 seconds, Cam Johnson's three-pointer with one second left provided the final margin.



**Randy Blocker was UNI's leading scorer and a first-team all-conference and MVC tournament team selection.**

Picked to finish seventh in the preseason MVC coaches' poll, the Panthers stepped up their game mid-season to finish fifth, their highest finish ever. If it hadn't been for injuries to leading scorers Randy Blocker and Johnson, UNI very well could have finished higher. It was only a game out of first place at one point in the season and was in fourth place before the injuries hit.

A tough early-season schedule saw UNI record a 5-5 mark once second semester rolled around. It opened with a lackluster 69-67 win over Division II Morningside College, then lost two straight to in-state rivals Iowa State (79-66 in Ames) and Iowa (81-76 at home).

It opened the conference slate with a convincing 71-54 win over Drake, then went 3-3 over the next six games, all played on the road. The Panthers did not play a home game after hosting Drake on Dec. 12 until Jan. 11, when they lost to St. Bonaventure, 74-70. During that span, UNI defeated Long Island and Cal State-Fullerton for its first back-to-back road victories, in addition to Creighton, but lost at Illinois State, Nebraska and Tulsa.

After losing three straight games — to Tulsa, St. Bonaventure and at Wichita State, the Panthers rebounded with five straight wins over Chicago State, Creighton, Southwest Missouri State (UNI's first win in Springfield since the 1984-85 season), Wichita State at home and Indiana State. Keys to the victories included the improved play at an inexperienced center

position with the combination of senior John Holterhaus and sophomore Jason Sims, along with junior Sean Rice; and the coming together as a team, both offensively and defensively. Also, opponents found it virtually impossible to reign in the dynamic duo of Blocker and Johnson.

The five-game win streak was snapped at Southern Illinois, but UNI came back to win three straight games before the bottom fell out for a time. Tulsa won on UNI's court for the first time ever, 69-63 — and Blocker sustained a sprained ankle, which kept him sidelined the next game at Indiana State, resulting in a Panther loss, 82-73. SIU defeated UNI 97-94 in Cedar Falls



and the fourth straight loss came at Bradley, 68-54, without the services of Johnson, who stayed home nursing a sore knee.

The four-game losing streak, the longest of the season, was broken in the final regular-season game of the year when the Panthers defeated Southwest Missouri State 86-76 with the entire team finally back together, healthy.

UNI won 11 of its last 17 games and was 10-3 when Blocker and Johnson were healthy.

The Panthers finished the 1993-94 campaign with a 16-13 record, its first winning season since 1989-90. Head coach Eldon Miller and his staff said goodbye to six seniors — guard/forward Blocker, center


Holterhaus, guard Johnson, forward Brian Jones, guard Ed Madlock and center Terry Merfeld.

Blocker and Johnson finished with 23.0 and 21.1 averages, respectively, while Blocker also led the team with a 7.7 rebounding average. Johnson was known for his prolific outside shooting, hitting on 73-of-189 three-pointers, including a school-record eight against Drake.

Both were named to the all-tournament team, with Johnson receiving MVP honors. Blocker was named first-team all-conference by both the media and coaches, while Johnson was a first-team selection by the media. This was the first time UNI had two players named to first-team all-

league teams in the same year.

Johnson averaged 26.3 points in the three tourney games and made eight-of-23 three-pointers and 13-of-17 free throws. Blocker averaged 24 points and seven rebounds in the three games while making 14-of-16 free throws and four-of-12 three-pointers.



**Cam Johnson was named the MVP of the MVC post-season tournament.**

- UNI finished the 1993-94 season with a 16-13 overall mark and a 10-8 record in the MVC.
- UNI was picked to finish seventh in the MVC preseason poll and in fact finished fifth.
- Blocker and Johnson were named MVC Player of the Week once each during the regular season.
- Johnson finished his UNI career ranked fifth on the all-time scoring chart with 1,286 career points, while Blocker is ranked 12th with 1,154 career points in only two years.
- Blocker and Johnson scored a combined 50 points in five of the Panther games last year and at least 40 in 13 other games.
- Jason Sims started the last six games of the year at center.
- UNI was 9-5 at home this past year and 7-10 on the road, including 2-1 on neutral courts.
- Head coach Eldon Miller is 116-116 overall at UNI in eight seasons and 520-357 in a 32-year career.

#### **1993-94 School Records**

- Most Consecutive 90-or-More-Point Games: 2 (Ties), 1988-89; 1993-94
- 3-Point Field Goals Attempted, Game: 27 (Ties) (vs. Wyoming) 1990-91; (vs. Southern Illinois), 1993-94
- Points in a Game: 40 (Ties), Jerry Waugh (vs. North Dakota), 1967-68; Cam Johnson (vs. Drake), 1993-94
- Points in a Season: 645, Randy Blocker, 1993-94
- 3-Point Field Goals Made, Game: 8, Cam Johnson (vs. Drake), 1993-94
- 3-Point Field Goals Made, Season: 73, Cam Johnson, 1993-94
- 3-Point Field Goals Attempted, Game: 13, Cam Johnson (vs. Drake), 1993-94
- 3-Point Field Goals Attempted, Season: 189, Cam Johnson, 1993-94



# 1993-94 Boxscores

## UNI 69, Morningside 67

Nov. 29, 1993 — Cedar Falls, IA

### Morningside 67

Player	FG	FGA	3PT	3PTA	FT	FTA	R	PF	A	PTS
Belton	7-13	0-1	3-3	7	3	0	17			
Kleppe	3-5	0-0	3-7	4	4	2	9			
Mercer	5-11	0-0	0-0	5	0	0	10			
Kleis	2-4	2-2	0-0	3	3	2	6			
Larson	2-7	0-1	4-4	2	2	5	8			
Weyand	0-1	0-1	0-0	1	2	1	0			
Greer	2-6	1-3	0-0	2	3	0	5			
Johnson	1-3	0-1	0-2	3	1	2	2			
Adams	0-2	0-0	2-2	1	1	1	2			
Barron	4-7	0-0	0-0	5	4	0	8			
<b>TOTALS</b>	<b>26-59</b>	<b>3-9</b>	<b>12-18</b>	<b>36</b>	<b>23</b>	<b>13</b>	<b>67</b>			

### Northern Iowa 69

Player	FG	FGA	3PT	3PTA	FT	FTA	R	PF	A	PTS
Jones	1-2	0-1	0-1	2	2	1	2			
Blocher	7-21	0-0	3-4	7	0	0	17			
Holterhaus	0-0	0-0	1-2	5	1	0	1			
Carpenter	1-6	0-2	1-2	4	2	4	3			
Johnson	6-15	2-10	4-6	6	1	2	18			
Griffin	2-4	1-3	0-0	1	0	0	5			
Madlock	0-0	0-0	2-2	1	1	1	2			
Crosby	1-4	0-1	2-5	7	2	0	4			
Merfeld	0-0	0-0	0-0	0	1	0	0			
Rice	2-3	0-0	5-6	4	2	1	9			
Sims	4-6	0-0	0-0	3	5	2	8			
<b>TOTALS</b>	<b>24-61</b>	<b>3-17</b>	<b>18-28</b>	<b>41</b>	<b>17</b>	<b>11</b>	<b>69</b>			

Halftime — UNI 42, MC 32. FG Percentage — MC 44.1, UNI 39.3. FT Percentage — MC 66.7, UNI 64.3. Turnovers — MC 20, UNI 15. Blocked Shots — MC 5, UNI 6. Steals — MC 5, UNI 7. Attend. — 2,508.

## Iowa State 79, UNI 66

Dec. 4, 1993 — Ames, IA

### UNI 66

Player	FG	FGA	3PT	3PTA	FT	FTA	R	PF	A	PTS
Blocher	6-20	0-4	2-2	4	3	1	14			
Jones	4-6	2-3	0-0	2	3	2	10			
Holterhaus	2-3	0-0	1-1	10	4	0	5			
Carpenter	7-10	1-3	3-4	2	2	2	18			
Johnson	6-13	2-6	1-2	8	3	3	15			
Griffin	0-1	0-1	0-2	0	0	0	0			
Madlock	1-2	0-0	0-0	2	2	0	2			
Crosby	0-1	0-1	0-0	1	1	0	0			
Merfeld	1-1	0-0	0-0	1	1	0	2			
Rice	0-0	0-0	0-0	0	2	0	0			
Sims	0-1	0-1	0-0	3	3	0	0			
<b>TOTALS</b>	<b>27-58</b>	<b>5-19</b>	<b>7-11</b>	<b>35</b>	<b>24</b>	<b>8</b>	<b>66</b>			

### Iowa State 79

Player	FG	FGA	3PT	3PTA	FT	FTA	R	PF	A	PTS
Hamilton	4-11	0-0	3-5	5	4	2	11			
Michalik	7-13	2-4	4-6	8	0	3	20			
Meyer	8-14	0-0	6-9	6	1	0	22			
Hoiberg	5-9	0-2	5-6	7	2	6	15			
Holloway	1-4	0-1	1-2	1	2	2	3			
Hayes	0-0	0-0	0-0	0	1	0	0			
Kimbrough	0-3	0-1	0-0	0	3	3	0			
Bivens	3-4	0-0	1-1	1	1	0	7			
Carlson	0-0	0-0	0-0	0	0	0	0			
Beechum	0-1	0-1	1-2	1	0	1	1			
<b>TOTALS</b>	<b>28-59</b>	<b>2-9</b>	<b>21-31</b>	<b>31</b>	<b>14</b>	<b>17</b>	<b>79</b>			

Halftime — UNI 37, ISU 36. FG Percentage — UNI 46.6, ISU 47.5. FT Percentage — UNI 63.6, ISU 67.7. Turnovers — UNI 19, ISU 7. Blocked Shots — UNI 4, ISU 8. Steals — UNI 4, ISU 12. Attend. — 13,263.

## Iowa 81, UNI 76

Dec. 7, 1993 — Cedar Falls, IA

### Iowa 81

Player	FG	FGA	3PT	3PTA	FT	FTA	R	PF	A	PTS
Murray	7-12	0-2	2-5	7	1	2	16			
Settles	4-9	1-2	0-0	5	3	2	9			
Glasper	4-9	2-5	2-2	3	3	0	12			
Bartels	4-7	2-3	0-2	2	3	1	10			
Skillett	1-1	1-1	0-0	1	3	0	3			
Kingsbury	1-6	1-4	2-4	1	0	0	5			
Winters	8-15	0-2	0-2	8	3	2	16			
Carter	0-0	0-0	0-0	3	0	0	0			
Millard	2-3	0-0	6-7	6	4	1	10			
<b>TOTALS</b>	<b>31-62</b>	<b>7-19</b>	<b>12-22</b>	<b>42</b>	<b>20</b>	<b>8</b>	<b>81</b>			

### UNI 76

Player	FG	FGA	3PT	3PTA	FT	FTA	R	PF	A	PTS
Jones	5-11	2-5	0-0	7	3	1	12			
Blocher	9-21	0-1	5-6	15	4	2	23			
Holterhaus	1-1	0-0	3-4	4	1	0	5			
Carpenter	0-4	0-3	2-4	1	4	2	2			
Johnson	9-26	1-4	3-7	6	3	2	22			
Griffin	1-3	1-2	0-0	0	0	0	3			
Madlock	1-2	0-0	0-0	1	1	4	2			
Rice	0-1	0-0	0-0	3	0	0	0			
Sims	1-6	0-0	5-6	7	4	0	7			
<b>TOTALS</b>	<b>27-75</b>	<b>4-15</b>	<b>18-27</b>	<b>47</b>	<b>20</b>	<b>11</b>	<b>76</b>			

Halftime — Iowa 44, UNI 31. FG Percentage — UI 50.0, UNI 36.0. FT Percentage — UI 54.5, UNI 66.7. Turnovers — UI 18, UNI 13. Blocked Shots — UI 7, UNI 5. Steals — UI 7, UNI 9. Attend. — 12,874.

## UNI 71, Drake 54

Dec. 12, 1993 — Cedar Falls, IA

### Drake 54

Player	FG	FGA	3PT	3PTA	FT	FTA	R	PF	A	PTS
J. Allen	1-7	0-3	4-4	2	2	1	6			
C. Allen	2-6	1-1	3-4	5	2	1	8			
Washington	4-10	0-3	2-3	2	3	0	10			
Surla	0-1	0-0	0-0	0	3	0	0			
Knuckey	0-5	0-2	0-0	7	4	1	0			
Celestine	3-16	1-7	3-4	6	3	1	10			
Gottlieb	0-2	0-1	1-2	0	2	0	1			
Overton	3-5	0-0	0-0	0	1	0	6			
Stanley	3-6	0-0	0-0	3	3	0	6			
King	2-6	0-0	0-0	2	4	0	4			
Donner	1-2	0-1	1-2	2	0	0	3			
<b>TOTALS</b>	<b>19-66</b>	<b>2-18</b>	<b>14-19</b>	<b>37</b>	<b>27</b>	<b>4</b>	<b>54</b>			

### UNI 71

Player	FG	FGA	3PT	3PTA	FT	FTA	R	PF	A	PTS
Ellis	0-0	0-0	0-2	3	0	0	0			
Griffin	4-6	0-2	1-3	1	0	0	9			
Anderson	0-0	0-0	0-0	0	2	0	0			
Madlock	0-0	0-0	2-4	2	1	7	2			
Jones	3-4	1-2	1-1	4	3	1	8			
Carpenter	1-3	0-0	2-3	1	3	2	4			
Johnson	5-12	1-4	0-0	2	4	3	11			
Blocher	6-13	0-0	11-11	10	2	2	23			
Merfeld	0-0	0-0	0-0	1	0	0	0			
Rice	1-1	0-0	1-1	1	2	1	3			
Holterhaus	3-5	0-0	0-1	6	0	0	6			
Sims	1-1	0-0	3-7	5	3	0	5			
<b>TOTALS</b>	<b>24-45</b>	<b>2-8</b>	<b>21-33</b>	<b>39</b>	<b>20</b>	<b>16</b>	<b>71</b>			

Halftime — UNI 31, DU 20. FG Percentage — DU 28.8, UNI 53.3. FT Percentage — DU 73.7, UNI 63.6.



Jason Sims battles for the ball against Iowa.

Turnovers — DU 14, UNI 19. Blocked Shots — DU 2, UNI 4. Steals — DU 12, UNI 7. Attend. — 3,841.

## Illinois State 74, UNI 61

Dec. 19, 1993 — Normal, IL

### UNI 61

Player	FG	FGA	3PT	3PTA	FT	FTA	R	PF	A	PTS
Ellis	0-0	0-0	0-0	0	1	0	0			
Griffin	0-1	0-0	0-0	0	0	0	0			
Jones	1-4	0-2	0-0	4	3	1	2			
Carpenter	1-6	0-2	1-2	1	4	2	3			
Johnson	5-13	0-2	6-9	3	3	1	16			
Blocher	8-12	1-1	3-6	2	3	0	20			
Rice	4-4	0-0	1-2	3	2	0	9			
Holterhaus	3-4	0-0	3-4	6	4	0	9			
Sims	1-3	0-0	0-0	3	1	0	2			
Madlock	0-1	0-0	0-0	2	2	5	0			
<b>TOTALS</b>	<b>23-48</b>	<b>1-7</b>	<b>14-23</b>	<b>25</b>	<b>23</b>	<b>9</b>	<b>61</b>			

### Illinois State 74

Player	FG	FGA	3PT	3PTA	FT	FTA	R	PF	A	PTS
Cason	2-3	0-0	0-0	2	1	10	4			
Larkio	3-6	3-5	0-0	3	4	1	9			
Taylor	4-5	0-0	2-2	1	2	0	10			
Altadonna	0-1	0-0	4-4	0	1	1	4			
Hill	0-0	0-0	0-0	0	0	0	0			
Weichman	0-0	0-0	0-0	0	0	0	0			
Phifer	0-0	0-0	0-0	0	0	0	0			
Litwiller	1-1	0-0	0-0	0	0	0	2			
Wemhoener	2-5	2-3	2-2	4	5	7	8			
Hunter	2-4	0-0	8	6	1	0	10			
VandeGarde	8-12	1-3	4-5	7	3	1	21			
Kern	1-3	0-1	0-0	1	1	0	2			
Barnes	1-9	0-5	2-2	0	0	0	4			
<b>TOTALS</b>	<b>24-49</b>	<b>6-17</b>	<b>20-23</b>	<b>28</b>	<b>18</b>	<b>20</b>	<b>74</b>			

Halftime — UNI 26, ISU 24. FG Percentage — UNI 47.9, ISU 45.0. FT Percentage — UNI 60.9, ISU 87.0. Turnovers — UNI 22, ISU 20. Blocked Shots — UNI 2, ISU 1. Steals — UNI 11, ISU 10. Attend. — 6,022.

## UNI 71, Long Island 57

Dec. 21, 1993 — Brooklyn, NY

### UNI 71

Player	FG	FGA	3PT	3PTA	FT	FTA	R	PF	A	PTS
Jones	0-1	0-0	2-2	10	4	1	2			
Blocher	12-17	2-2	4-5	11	2	0	30			
Holterhaus	3-4	0-0	4-5	5	3	0	10			
Carpenter	3-4	0-1	1-2	4	0	8	7			
Johnson	6-18	2-5	0-0	6	3	3	14			
Madlock	0-0	0-0	2-4	1	2	4				
Rice	1-1	0-0	0-0	3	1	1	2			
Sims	2-2	0-0	0-2	0	2	0	4			
Griffin	0-0	0-0	0-0	0	0	0	0			
Ellis	0-0	0-0	0-0	3	2	0	0			
Merfeld	0-0	0-0	0-0	0	0	0	0			
TOTAL	27-47	4-8	13-20	48	19	17	71			



#### Cal State-Fullerton 57

Player	FG	FGA	3PT	3PTA	FT	FTA	R	PF	A	PTS
French	2-9	2-3	7-8	5	2	4	13			
Little	1-7	0-1	0-4	3	1	0	2			
Robinson	0-0	0-0	0-0	2	5	1	0			
Frigout	2-2	0-0	0-0	3	5	0	4			
St. Clair	1-4	1-2	2-2	2	0	2	5			
King	3-7	0-1	0-0	2	1	0	6			
Vernon	3-11	1-4	2-4	7	2	0	9			
Amos	1-1	0-0	0-0	1	1	0	2			
Peterson	7-11	0-0	2-6	11	3	0	16			
<b>TOTALS</b>	<b>20-52</b>	<b>4-11</b>	<b>13-24</b>	<b>37</b>	<b>20</b>	<b>7</b>	<b>57</b>			

Halftime — UNI 31, CS-F 27. FG Percentage — UNI 49.1, CS-F 38.5. FT Percentage — UNI 59.1, CS-F 54.2. Turnovers — UNI 14, CS-F 22. Blocked Shots — UNI 8, CS-F 2. Steals — UNI 13, CS-F 4. Attend. — 812.

#### Nebraska 70, UNI 63

Dec. 31, 1993 — Lincoln, NE

##### UNI 63

Player	FG	FGA	3PT	3PTA	FT	FTA	R	PF	A	PTS
Jones	1-7	0-3	2-2	6	2	2	4			
Blocker	4-15	0-1	3-4	5	5	1	11			
Holterhaus	5-7	0-0	0-0	6	2	0	10			
Carpenter	4-9	1-2	5-6	5	3	3	14			
Johnson	4-9	1-4	1-2	1	4	3	10			
Ellis	0-0	0-0	0-0	3	0	1	0			
Madlock	3-5	0-0	0-0	0	2	1	6			
Rice	2-4	0-0	0-0	2	1	2	4			
Sims	2-2	0-0	0-2	8	3	0	4			
<b>TOTALS</b>	<b>25-58</b>	<b>2-10</b>	<b>11-16</b>	<b>37</b>	<b>22</b>	<b>13</b>	<b>63</b>			

##### Nebraska 70

Player	FG	FGA	3PT	3PTA	FT	FTA	R	PF	A	PTS
Best	1-5	0-2	0-0	6	2	1	2			
Piatkowski	9-15	3-7	4-5	9	3	1	25			
Chubick	2-4	0-1	2-2	6	3	1	6			
Strickland	2-8	0-4	3-4	3	3	3	7			
Boone	4-11	0-5	0-0	2	0	3	8			
Johnson	2-10	0-2	3-4	5	0	3	7			
Glock	1-2	1-1	0-0	4	3	1	3			
Brooks	1-2	1-1	0-0	3	3	2	3			
Badgett	3-6	0-0	3-9	5	2	2	9			
<b>TOTALS</b>	<b>25-63</b>	<b>5-23</b>	<b>15-24</b>	<b>43</b>	<b>19</b>	<b>17</b>	<b>70</b>			

Halftime — UN 47, UNI 30. FG Percentage — UNI 43.1, UN 39.7. FT Percentage — UNI 68.8, UN 62.5. Turnovers — UNI 19, UN 19. Blocked Shots — UNI 4, UN 4. Steals — UNI 6, UN 6. Attend. — 14,012.

#### UNI 64, Creighton 63

Jan. 4, 1994 — Omaha, NE

##### UNI 64

Player	FG	FGA	3PT	3PTA	FT	FTA	R	PF	A	PTS
Jones	1-3	0-1	0-0	4	3	1	2			
Carpenter	0-2	0-0	0-1	5	2	5	0			
Johnson	11-18	4-7	3-3	4	2	1	29			
Blocker	8-19	3-5	1-2	8	1	5	20			
Holterhaus	2-5	0-0	2-3	7	2	0	6			
Ellis	0-0	0-0	0-0	0	0	0	0			
Madlock	1-2	0-1	1-1	2	1	4	3			
Rice	0-2	0-0	2-2	3	3	0	2			
Sims	1-2	0-0	0-1	5	2	0	2			
<b>TOTALS</b>	<b>24-53</b>	<b>7-14</b>	<b>9-13</b>	<b>42</b>	<b>16</b>	<b>16</b>	<b>64</b>			

##### Creighton 63

Player	FG	FGA	3PT	3PTA	FT	FTA	R	PF	A	PTS
Singleton	1-6	0-2	0-0	2	0	1	2			
King	8-18	0-0	3-5	15	3	1	19			
Halligan	4-11	1-4	0-0	5	3	5	9			
Steele	0-0	0-0	0-0	0	2	0	0			
Vanderheydt	4-9	0-0	4-5	9	2	0	12			
Worley	1-4	0-3	0-0	1	0	1	2			
Wharton	4-9	4-8	2-3	1	0	4	14			
Tucker	1-3	0-0	1-2	0	4	4	3			
Crutcher	1-3	0-0	0-0	1	1	0	2			
<b>TOTALS</b>	<b>24-63</b>	<b>5-17</b>	<b>10-15</b>	<b>34</b>	<b>15</b>	<b>16</b>	<b>63</b>			


Halftime — UNI 35, CU 33. FG Percentage — UNI 45.3, CU 38.1. FT Percentage — UNI 69.2, CU 66.7. Turnovers — UNI 17, CU 8. Blocked Shots — UNI 2, CU 3. Steals — UNI 5, CU 10. Attend. — 2,426.

#### Tulsa 75, UNI 62

Jan. 8, 1994 — Tulsa, OK

##### UNI 62

Player	FG	FGA	3PT	3PTA	FT	FTA	R	PF	A	PTS
Ellis	0-1	0-1	0-0	0	2	0	0			
Madlock	0-0	0-0	0-0	3	1	0	0			
Jones	3-7	0-0	2-2	5	1	0	8			
Carpenter	4-6	1-1	0-0	1	2	4	9			



Sean Rice goes up for the ball against Chicago State.

Johnson	9-19	3-9	2-2	2	3	2	23
Blocker	8-18	0-2	2-2	5	1	1	18
Rice	0-0	0-0	0-0	1	1	0	0
Holterhaus	2-3	0-0	0-0	2	2	0	4
Sims	0-1	0-0	0-0	2	1	1	0
<b>TOTALS</b>	<b>26-55</b>	<b>4-13</b>	<b>6-6</b>	<b>24</b>	<b>14</b>	<b>8</b>	<b>62</b>

##### Tulsa 75

Player	FG	FGA	3PT	3PTA	FT	FTA	R	PF	A	PTS
Williamson	6-8	3-5	2-2	4	0	2	17			
Malham	2-2	2-2	0-0	0	0	0	6			
Seals	1-11	0-6	0-0	4	2	7	2			
Bonner	0-1	0-0	0-0	0	0	1	0			
Johnson	1-2	0-0	0-0	2	0	0	2			
Grawner	0-0	0-0	0-0	0	0	0	0			
Collier	11-12	4-4	0-1	6	2	2	26			
Hernadi	0-0	0-0	0-0	2	2	2	0			
Rollo	5-9	0-0	6-8	8	3	2	16			
Dawkins	2-5	0-1	0-0	2	3	5	4			
Maldonado	1-3	0-0	0-0	1	0	0	2			
<b>TOTALS</b>	<b>29-53</b>	<b>9-18</b>	<b>8-11</b>	<b>32</b>	<b>12</b>	<b>21</b>	<b>75</b>			

Halftime — TU 35, UNI 27. FG Percentage — UNI 47.3, TU 54.7. FT Percentage — UNI 1,000, TU 72.7. Turnovers — UNI 15, TU 19. Blocked Shots — UNI 2, TU 1. Steals — UNI 6, TU 8. Attend. — 7,175.

#### St. Bonaventure 74, UNI 70

Jan. 11, 1994 — Cedar Falls, IA

##### St. Bonaventure 74

Player	FG	FGA	3PT	3PTA	FT	FTA	R	PF	A	PTS
Moore	6-18	1-3	13-19	14	1	0	26			
Mance	3-5	1-2	0-0	9	3	0	7			
Hauff	1-1	0-0	0-0	0	3	2	2			
McNeil	2-5	1-1	2-3	5	2	3	7			
Vanterpool	6-11	0-0	2-4	4	5	2	14			
Nelson-Richards	2-8	1-4	0-0	4	3	0	5			
Palmer	0-0	0-0	0-0	0	0	0	0			
Shelton	0-0	0-0	0-0	0	0	0	0			
Quackenbush	3-6	0-0	7-8	5	4	0	13			
<b>TOTALS</b>	<b>23-54</b>	<b>4-10</b>	<b>24-34</b>	<b>45</b>	<b>21</b>	<b>7</b>	<b>74</b>			

##### UNI 70

Player	FG	FGA	3PT	3PTA	FT	FTA	R	PF	A	PTS
Jones	0-4	0-0	0-0	2	2	0	0			
Blocker	6-15	1-2	6-7	11	5	1	19			
Holterhaus	1-5	0-0	0-4	9	5	0	2			
Carpenter	5-11	1-4	4-4	2	3	3	15			
Johnson	6-16	2-7	5-8	1	3	2	19			
Ellis	0-0	0-0	0-0	0	0	0	0			
Madlock	2-4	1-1	0-0	0	2	1	5			
Merfeld	0-0	0-0	0-0	1	0	0	0			
Rice	3-6	0-0	2-2	3	2	0	8			
Sims	1-5	0-0	0-0	4	4	0	2			
<b>TOTALS</b>	<b>24-66</b>	<b>5-14</b>	<b>17-25</b>	<b>37</b>	<b>26</b>	<b>7</b>	<b>70</b>			

Halftime — SBU 33, UNI 27. FG Percentage — SBU 42.6, UNI 36.4. FT Percentage — SBU 70.6, UNI 68.0. Turnovers — SBU 17, UNI 11. Blocked Shots — SBU 5, UNI 7. Steals — SBU 3, UNI 6. Attend. — 3,129.

#### Wichita State 77, UNI 71

Jan. 15, 1994 — Wichita, KS

##### UNI 71

Player	FG	FGA	3PT	3PTA	FT	FTA	R	PF	A	PTS
Johnson	7-18	1-6	5-7	3	3	8	20			
Blocker	11-21	3-6	5-6	9	2	0	30			
Holterhaus	0-0	0-0	0-0	0	0	0	0			
Madlock	2-2	0-0	0-0	3	2	3	4			
Carpenter	0-3	0-1	1-2	1	2	4	1			
Ellis	0-0	0-0	0-0	0	0	0	0			
Jones	2-7	0-4	0-0	2	2	1	4			
Rice	2-2	0-0	0-0	4	4	1	4			
Sims	3-6	0-0	2-4	6	5	1	8			
<b>TOTALS</b>	<b>27-59</b>	<b>4-17</b>	<b>13-19</b>	<b>31</b>	<b>19</b>	<b>18</b>	<b>71</b>			

##### Wichita State 77

Player	FG	FGA	3PT	3PTA	FT	FTA	R	PF	A	PTS
Swanson	3-5	0-2	6-6	6	3	3	12			
Arnold	5-9	0-3	5-6	4	3	0	15			
Miller	3-7	0-0	4-5	3	0	3	10			
Stricklen	5-7	3-3	4-4	6	1	8	17			
Herr	4-8	1-3	0-0	4	4	3	9			
Callis	0-1	0-0	0-0	3	3	0	0			
Flowers	1-2	1-2	0-0	1	0	3	3			
Elstun	5-9	1-4	0-2	2	2	0	11			
<b>TOTALS</b>	<b>26-48</b>	<b>6-17</b>	<b>19-23</b>	<b>31</b>	<b>17</b>	<b>17</b>	<b>77</b>			

Halftime — WSU 31, UNI 21. FG Percentage — UNI 45.8, WSU 54.2. FT Percentage — UNI 68.4, WSU 82.6. Turnovers — UNI 14, WSU 17. Blocked Shots — UNI 0, WSU 6. Steals — UNI 7, WSU 9. Attend. — 5,312.

#### UNI 102, Chicago State 80

Jan. 18, 1994 — Cedar Falls, IA

##### Chicago State 80

Player	FG	FGA	3PT	3PTA	FT	FTA	R	PF	A	PTS
Davis	4-9	1-5	1-2	3	1	0	10			
Rice	0-8	0-0	4-4	2	4	1	4			
Malone	7-22	1-8	4-6	8	1	1	19			
Hodges	7-17	2-7	0-0	2	0	1	16			
Bradford	3-8	1-3	2-2	3	3	1	9			
Dubose	0-0	0-0	0-0	0	0	0	0			
Buie	11-22	0-2	0-0	11	2	2	22			
Wilson	0-2	0-0	0-0	0	1	0	0			
Flowers	0-0	0-0	0-0	0	3	0	0			
Lewis	0-0	0-0	0-0	1	0	0	0			
TOTAL	37-88	5-25	11-14	33	15	6	80			



UNI 78	FG	FGA	3PT	3PTA	FT	FTA	R	PF	A	PTS
Player										
Johnson	7-12	4-7	2-2	7	2	1	20			
Blocher	8-15	1-1	10-11	6	1	1	27			
Holterhaus	1-1	0-0	2-6	5	2	0	4			
Madlock	2-5	0-0	2-2	2	2	5	6			
Carpenter	3-9	0-2	0-1	7	0	2	6			
Ellis	2-2	0-0	0-0	1	2	0	4			
Anderson	0-1	0-0	0-0	0	0	0	0			
Jones	1-3	0-1	1-2	3	2	1	3			
Merfeld	0-3	0-0	2-2	2	2	0	2			
Rice	2-4	0-0	2-2	2	2	0	6			
Sims	0-1	0-0	0-0	1	3	0	0			
TOTALS	26-56	5-11	21-28	37	18	10	78			

Halftime — UNI 45, CU 24. FG Percentage — UNI 40.7, UNI 46.4. FT Percentage — CU 77.8, UNI 75.0.  
Turnovers — CU 17, UNI 11. Blocked Shots — CU 3, UNI 2. Steals — CU 7, UNI 6. Attend. — 2,849.

## UNI 70, Southwest Missouri State 58

Jan. 24, 1994 — Springfield, MO

UNI 70	FG	FGA	3PT	3PTA	FT	FTA	R	PF	A	PTS
Player										
Blocher	10-17	1-2	4-5	6	1	2	25			
Johnson	8-14	1-4	4-5	6	4	1	21			
Holterhaus	0-1	0-0	0-1	0	0	0	0			
Carpenter	5-9	2-5	1-2	2	1	2	13			
Madlock	2-4	0-1	0-0	3	4	2	4			
Jones	0-0	0-0	0-0	1	1	1	0			
Sims	1-4	0-0	0-2	2	4	1	2			
Rice	2-3	0-0	1-2	4	2	0	5			
Ellis	0-0	0-0	0-0	0	0	0	0			
Merfeld	0-0	0-0	0-0	0	1	0	0			
TOTALS	28-52	4-12	10-17	28	18	9	70			

Southwest Missouri State 58

Player	FG	FGA	3PT	3PTA	FT	FTA	R	PF	A	PTS
Axley	0-2	0-1	0-0	2	1	5	0			
Thomas	2-3	0-0	0-0	7	3	1	4			
Schellemans	6-11	0-0	2-4	1	3	0	14			
Murdoch	7-16	5-8	2-4	3	2	4	21			
Kemp	1-6	0-2	0-0	1	4	3	2			
Alexander	4-8	0-0	5-9	7	3	1	13			
Edwards	0-0	0-0	0-0	1	0	3	0			
Thomas	0-1	0-0	0-0	0	1	0	0			
Latimer	1-2	0-0	0-0	4	1	0	2			
Thompson	1-1	0-0	0-0	1	0	0	2			
Marsh	0-0	0-0	0-0	1	0	0	0			
TOTALS	22-50	5-11	9-17	33	19	17	58			

Halftime — UNI 38, SMSU 29. FG Percentage — UNI 53.8, SMSU 44.0. FT Percentage — UNI 58.8, SMSU 52.9.  
Turnovers — UNI 13, SMSU 16. Blocked Shots — UNI 1, SMSU 0. Steals — UNI 8, SMSU 1. Attend. — 6,789.

## UNI 74, Wichita State 58

Jan. 27, 1994 — Cedar Falls, IA

Wichita State 58	FG	FGA	3PT	3PTA	FT	FTA	R	PF	A	PTS
Player										
Swanson	5-8	2-3	7-8	4	4	2	19			
Arnold	3-15	0-1	2-4	14	3	1	8			
Miller	5-7	1-1	2-2	3	2	0	13			
Stricklen	1-9	0-5	4-5	3	3	5	6			
Herr	1-5	1-4	0-0	4	4	0	3			
Callis	0-4	0-0	0-1	5	3	0	0			
Flowers	1-3	0-1	1-2	0	3	1	3			
Elstun	2-7	2-5	0-0	1	3	1	6			
TOTALS	18-58	6-20	16-22	41	25	10	58			

UNI 74	FG	FGA	3PT	3PTA	FT	FTA	R	PF	A	PTS
Player										
Johnson	7-17	3-7	8-12	4	3	4	25			
Blocher	8-16	1-4	3-6	4	4	0	20			
Holterhaus	2-4	0-0	1-3	10	1	0	5			
Madlock	2-3	1-1	3-4	1	3	3	8			
Carpenter	1-4	0-1	5-5	5	3	1	7			
Ellis	0-1	0-0	0-0	4	0	0	0			
Jones	0-4	0-2	1-2	5	2	4	1			
Merfeld	1-1	0-0	0-0	0	1	1	2			
Rice	1-3	0-0	0-0	3	0	1	2			
Sims	2-2	0-0	0-0	0	1	0	4			
TOTALS	24-55	5-15	21-32	39	18	14	74			

Halftime — UNI 32, WSU 24. FG Percentage — WSU 31.0, UNI 43.6. FT Percentage — WSU 72.7, UNI 65.6.  
Turnovers — WSU 20, UNI 15. Blocked Shots — WSU 5, UNI 4. Steals — WSU 6, UNI 9. Attend. — 2,096.

## UNI 84, Indiana State 71

Jan. 29, 1994 — Cedar Falls, IA

Indiana State 71	FG	FGA	3PT	3PTA	FT	FTA	R	PF	A	PTS
Player										
Hinson	4-11	0-2	7-11	10	4	1	15			
Harris	5-10	1-3	2-2	3	3	0	13			
Burgess	5-11	0-0	5-6	4	2	1	15			
Johnson	1-4	1-2	4-4	3	4	2	7			
Maesch	1-5	1-3	0-0	1	1	1	3			
DeGroote	0-0	0-0	0-0	2	2	0	0			
Hallatt	0-2	0-0	0-0	2	0	0	0			
Hargrove	0-3	0-2	0-0	0	4	3	0			
Clark	3-6	0-1	1-2	3	2	1	7			
Cruse	4-7	0-1	3-4	2	4	0	11			
TOTALS	23-59	3-14	22-29	33	26	9	71			

UNI 84	FG	FGA	3PT	3PTA	FT	FTA	R	PF	A	PTS
Player										
Johnson	7-13	4-8	8-8	2	2	2	26			
Blocher	6-9	2-2	4-8	4	4	1	18			
Holterhaus	2-3	0-0	1-2	2	4	0	5			
Madlock	1-1	0-0	1-1	1	2	6	3			
Carpenter	1-5	1-4	2-3	0	2	2	5			
Ellis	1-2	0-0	0-1	1	0	0	2			
Jones	4-5	2-2	3-4	6	3	0	13			
Merfeld	0-0	0-0	0-0	0	1	0	0			
Rice	1-3	0-0	0-0	2	2	2	2			
Sims	3-4	0-0	4-6	7	3	0	10			
TOTALS	26-45	9-16	23-33	30	23	13	84			

Halftime — UNI 43, INSU 29. FG Percentage — INSU 39.0, UNI 57.8. FT Percentage — INSU 75.9, UNI 69.7.

Turnovers — INSU 15, UNI 17. Blocked Shots — INSU 2, UNI 3. Steals — INSU 8, UNI 6. Attend. — 3,816.

## Southern Illinois 89, UNI 68

Feb. 3, 1994 — Carbondale, IL

UNI 68	FG	FGA	3PT	3PTA	FT	FTA	R	PF	A	PTS
Player										
Johnson	5-14	1-4	3-4	2	3	6	14			
Blocher	9-19	0-1	1-2	4	1	2	19			
Holterhaus	2-2	0-0	0-0	9	2	0	4			
Madlock	1-1	0-0	0-0	2	2	2	2			
Carpenter	2-8	2-7	1-2	1	0	0	7			
Ellis	0-2	0-0	2-2	3	1	2	2			
Anderson	1-1	0-0	0-0	2	1	1	2			
Jones	1-5	1-3	0-0	1	1	1	3			
Merfeld	2-3	0-0	0-1	0	0	0	4			
Rice	2-3	0-0	0-0	1	2	1	4			
Sims	3-3	0-0	1-4	2	3	0	7			
TOTALS	28-61	4-15	8-15	30	16	15	68			

Southern Illinois 89	FG	FGA	3PT	3PTA	FT	FTA	R	PF	A	PTS
Player										
Timmons	6-7	0-0	2-7	11	3	7	14			
Carr	7-11	2-3	0-0	4	1	3	16			
Pavlovic	8-12	1-1	0-1	7	3	3	17			
Lowery	3-7	0-1	4-4	1	1	5	10			
Lusk	7-12	2-4	0-0	4	0	3	16			
Greathouse	0-1	0-0	2-2	0	0	0	2			
daSilva	3-8	0-1	1-5	8	3	0	7			
Patterson	0-2	0-1	0-0	1	2	0	0			
Knewton	0-1	0-0	0-0	0	0	0	0			
Stewart	1-2	1-1	0-0	2	0	0	3			
Burzynski	1-3	0-1	2-2	2	0	0	4			
TOTALS	36-66	6-13	11-21	44	13	21	89			

Halftime — SIU 46, UNI 36. FG Percentage — UNI 45.9, SIU 54.5. FT Percentage — UNI 53.3, SIU 52.4.

Turnovers — UNI 17, SIU 15. Blocked Shots — UNI 1, SIU 2. Steals — UNI 9, SIU 16. Attend. — 4,628.

## UNI 82, Illinois State 79

Feb. 5, 1994 — Cedar Falls, IA

Illinois State 79	FG	FGA	3PT	3PTA	FT	FTA	R	PF	A	PTS
Player										
Larkio	2-5	2-2	1-2	2	5	0	7			
Litwiller	7-15	0-0	8-11	10	0	2	22			
Hunter	3-4	0-0	1-3	5	1	0	7			
Cason	3-5	0-0	4-5	0	3	5	10			
Wemhoener	2-8	0-4	1-2	4	4	4	5			
Taylor	0-3	0-0	1-2	1	4	0	1			
Altadonna	0-0	0-0	0-0	1	1	2	0			
VandeGarde	6-10	0-0	2-4	8	4	2	14			
Kern	2-4	0-0	2-2	1	1	0	6			
Barnes	2-4	2-3	1-2	1	0	0	7			
TOTALS	27-58	4-9	21-33	35	23	15	79			

UNI 82	FG	FGA	3PT	3PTA	FT	FTA	R	PF	A	PTS
Player										
Blocher	7-18	0-1	12-15	8	2	2	26			
Rice	0-1	0-0	2-3	5	3	0	2			
Holterhaus	2-2	0-0	1-2	7	4	0	5			
Carpenter	6-9	2-3	1-2	2	3	1	15			

Johnson	10-20	1-5	2-4	5	4	2	23			
Ellis	0-0	0-0	0-0	0	1	2	0			
Madlock	0-1	0-0	0-0	0	0	2	1			
Jones	3-7	1-1	0-2	6	3	0	7			
Merfeld	1-1	0-0	0-0	2	1	0	2			
Sims	1-1	0-0	0-2	3	4	0	2			
TOTALS	30-60	4-10	18-30	39	27	8	82			

Halftime — UNI 41, ILSU 35. FG Percentage — ILSU 46.6, UNI 50.0. FT Percentage — ILSU 63.6, UNI 60.0.

Turnovers — ILSU 12, UNI 11. Blocked Shots — ILSU 2, UNI 7. Steals —



<b>Tulsa 69</b>										
Player	FG	FGA	3PT	3PTA	FT	FTA	R	PF	A	PTS
Collier	9-18	2-4	7-7	4	2	0	27			
Hernadi	0-0	0-0	2-2	0	5	0	2			
Rollo	3-9	0-0	0-0	5	4	0	6			
Williamson	4-7	1-2	4-4	4	3	2	13			
Seals	6-15	1-7	2-2	4	2	4	15			
Malham	0-0	0-0	0-0	0	0	0	0			
Bonner	1-1	0-0	3-3	4	1	1	4			
Johnson	1-1	0-0	0-0	2	3	2	2			
Grawer	0-1	0-1	0-0	1	0	0	0			
Maldonado	0-4	0-0	0-0	2	1	0	0			
<b>TOTALS</b>	<b>24-56</b>	<b>4-14</b>	<b>17-17</b>	<b>29</b>	<b>21</b>	<b>9</b>	<b>69</b>			

<b>UNI 63</b>										
Player	FG	FGA	3PT	3PTA	FT	FTA	R	PF	A	PTS
Blocher	8-18	0-1	8-10	8	3	1	24			
Rice	0-0	0-0	0-0	2	3	0	0			
Holterhaus	0-0	0-0	0-0	3	2	0	0			
Carpenter	3-9	2-7	0-0	3	2	3	8			
Johnson	4-11	1-5	3-4	2	2	0	12			
Ellis	1-1	0-0	1-2	1	1	1	3			
Madlock	0-0	0-0	0-0	1	0	2	0			
Jones	1-4	0-2	0-1	6	2	2	2			
Sims	5-7	0-0	4-4	5	4	0	14			
<b>TOTALS</b>	<b>22-50</b>	<b>3-15</b>	<b>16-21</b>	<b>32</b>	<b>19</b>	<b>9</b>	<b>63</b>			

Halftime — TU 38, UNI 29. FG Percentage — TU 42.9, UNI 44.0. FT Percentage — TU 1.000, UNI 76.2.  
Turnovers — TU 10, UNI 14. Blocked Shots — TU 3, UNI 7. Steals — TU 7, UNI 3. Attend. — 4,368.

## Indiana State 82, UNI 73

Feb. 19, 1994 — Terre Haute, IN

<b>UNI 73</b>										
Player	FG	FGA	3PT	3PTA	FT	FTA	R	PF	A	PTS
Jones	4-13	0-3	2-4	10	4	1	10			
Rice	0-0	0-0	0-0	0	1	0	0			
Holterhaus	0-4	0-0	0-0	2	1	1	0			
Carpenter	2-6	0-3	0-0	4	5	2	4			
Johnson	10-21	6-11	6-7	3	1	2	32			
Ellis	2-4	2-2	1-2	2	3	0	7			
Madlock	2-3	0-0	0-0	3	5	4	4			
Merfeld	0-0	0-0	0-0	1	1	0	0			
Sims	6-8	0-0	4-8	7	5	0	16			
Anderson	0-0	0-0	0-0	0	0	0	0			
<b>TOTALS</b>	<b>26-59</b>	<b>8-19</b>	<b>13-21</b>	<b>36</b>	<b>26</b>	<b>10</b>	<b>73</b>			

<b>Indiana State 82</b>										
Player	FG	FGA	3PT	3PTA	FT	FTA	R	PF	A	PTS
Harris	3-6	2-4	0-0	0	0	1	8			
Cruse	5-8	0-0	2-4	7	3	1	12			
Hallatt	2-3	0-0	0-0	2	3	0	4			
Johnson	7-12	1-3	5-6	2	2	8	20			
DeGroot	2-7	0-2	0-0	3	2	2	4			
Hinson	1-3	0-0	1-2	22	2	0	3			
Hargrove	1-2	0-0	3-5	2	2	2	5			
Clark	2-6	1-2	4-4	2	1	0	9			
M. Johnson	1-4	0-0	1-3	7	4	0	3			
Jovanovich	1-2	1-2	5-6	4	1	2	8			
Burgess	1-3	0-0	4-5	2	2	2	6			
<b>TOTALS</b>	<b>26-56</b>	<b>5-13</b>	<b>25-35</b>	<b>37</b>	<b>22</b>	<b>18</b>	<b>82</b>			

Halftime — INSU 35, UNI 28. FG Percentage — UNI 44.1, INSU 46.4. FT Percentage — UNI 61.9, INSU 71.4.  
Turnovers — UNI 13, INSU 7. Blocked Shots — UNI 2, INSU 4. Steals — UNI 6, INSU 3. Attend. — 5,095.

## Southern Illinois 97, UNI 94

Feb. 23, 1994 — Cedar Falls, IA

<b>Southern Illinois 97</b>										
Player	FG	FGA	3PT	3PTA	FT	FTA	R	PF	A	PTS
Timmons	5-8	0-0	3-4	7	3	4	13			
Carr	7-14	1-2	7-8	12	4	1	22			
Pavlovic	9-12	0-0	3-4	3	5	4	21			
Lowery	6-14	1-3	2-4	1	2	1	15			
Lusk	5-11	0-0	3-3	7	1	2	13			
Greathouse	0-0	0-0	0-0	0	1	0	0			
da Silva	3-3	0-0	1-2	2	0	1	7			
Patterson	0-0	0-0	0-0	0	0	1	0			
Stewart	0-1	0-0	0-0	0	0	2	0			
Burzynski	2-2	0-0	2-4	2	0	0	6			
<b>TOTALS</b>	<b>37-65</b>	<b>2-5</b>	<b>21-29</b>	<b>37</b>	<b>16</b>	<b>16</b>	<b>97</b>			

<b>UNI 94</b>										
Player	FG	FGA	3PT	3PTA	FT	FTA	R	PF	A	PTS
Jones	7-12	1-2	1-2	9	3	0	16			
Blocher	11-24	1-4	9-11	11	4	3	32			
Sims	2-4	0-0	4-6	6	3	3	8			
Carpenter	0-8	0-5	0-0	3	4	4	0			
Johnson	11-23	7-16	3-3	2	3	1	32			
Ellis	1-3	0-0	0-0	2	0	0	2			
Madlock	0-1	0-0	0-0	5	4	3	0			

<b>Holterhaus</b>										
2-3	0-0	0-0	4	0	0	4				
<b>TOTALS</b>	<b>34-78</b>	<b>9-27</b>	<b>17-22</b>	<b>43</b>	<b>21</b>	<b>14</b>	<b>94</b>			

Halftime — SIU 45, UNI 42. FG Percentage — SIU 56.9, UNI 43.6. FT Percentage — SIU 72.4, UNI 77.3.  
Turnovers — SIU 15, UNI 13. Blocked Shots — SIU 1, UNI 3. Steals — SIU 6, UNI 9. Attend. — 2,308.

## Bradley 68, UNI 54

Feb. 26, 1994 — Peoria, IL

<b>UNI 54</b>										
Player	FG	FGA	3PT	3PTA	FT	FTA	R	PF	A	PTS
Jones	5-10	1-3	0-0	4	4	0	11			
Blocher	7-21	1-4	6-6	8	3	0	21			
Sims	0-3	0-0	0-0	2	4	1	0			
Madlock	1-3	0-1	0-0	3	3	6	2			
Carpenter	1-2	0-0	4-7	2	5	3	6			
Ellis	6-7	1-1	1-2	4	2	0	14			
Anderson	0-0	0-0	0-2	1	1	0	0			
Holterhaus	0-1	0-0	0-0	3	2	0	0			
<b>TOTALS</b>	<b>20-47</b>	<b>3-9</b>	<b>11-17</b>	<b>30</b>	<b>24</b>	<b>10</b>	<b>54</b>			

<b>Bradley 68</b>										
Player	FG	FGA	3PT	3PTA	FT	FTA	R	PF	A	PTS
Pollard	3-7	0-0	2-4	5	3	1	8			
Jackson	4-11	0-1	4-4	3	1	1	12			
Kleine	2-2	1-1	4-5	6	2	0	9			
Wright	4-8	0-1	2-2	6	2	7	10			
Parker	0-4	0-2	2-4	2	3	2	2			
Suchy	3-6	3-6	7-9	5	3	3	16			
Winslow	1-2	0-0	0-0	1	2	0	2			
Funches	4-5	0-0	0-1	1	0	0	8			
Burrell	0-1	0-0	1-2	0	1	1	1			
Harris	0-0	0-0	0-0	0	0	0	0			
Baptist	0-1	0-0	0-2	1	1	0	0			
<b>TOTALS</b>	<b>21-47</b>	<b>4-12</b>	<b>22-33</b>	<b>32</b>	<b>18</b>	<b>15</b>	<b>68</b>			

Halftime — BU 34, UNI 27. FG Percentage — UNI 42.6, BU 44.7. FT Percentage — UNI 64.7, BU 66.7. Turnovers — UNI 20, BU 16. Blocked Shots — UNI 2, BU 1. Steals — UNI 8, BU 14. Attend. — 10,356.

## UNI 86, SMSU 76

Feb. 28, 1994 — Cedar Falls, IA

<b>SMSU 76</b>										
Player	FG	FGA	3PT	3PTA	FT	FTA	R	PF	A	PTS
Latimer	9-19	0-0	5-5	11	4	1	23			
Thompson	4-7	0-0	0-0	4	3	1	8			
Thomas	0-1	0-0	0-0	1	1	1	0			
Kemp	0-4	0-2	1-2	4	1	3	1			
Murdock	8-18	2-6	9-12	6	4	3	27			
Schellemans	1-3	0-0	2-2	3	2	1	4			
S. Thomas	3-5	0-1	1-4	2	2	0	7			
Edwards	1-2	0-1	0-0	1	1	0	2			
Marsh	1-1	0-0	2-2	2	2	0	4			
<b>TOTALS</b>	<b>27-60</b>	<b>2-10</b>	<b>20-27</b>	<b>37</b>	<b>20</b>	<b>10</b>	<b>76</b>			

<b>UNI 86</b>										
Player	FG	FGA	3PT	3PTA	FT	FTA	R	PF	A	PTS
Jones	4-7	0-0	3-4	4	4	2	11			
Blocher	9-20	0-6	4-4	11	4	2	22			
Sims	4-5	0-0	3-5	5	3	2	11			
Carpenter	1-2	0-0	1-3	0	3	1	3			
Johnson	8-18	1-8	5-7	4	2	1	22			
Ellis	1-2	0-0	0-0	3	0	1	2			
Anderson	3-4	0-0	0-0	1	1	0	6			
Madlock	0-1	0-0	3-4	1	3	1	3			
Merfeld	0-1	0-0	0-0	0	0	1	0			
Rice	0-0	0-0	0-0	0	1	0	0			
Holterhaus	3-3	0-0	0-0	4	1	0	6			
<b>TOTALS</b>	<b>33-63</b>	<b>1-14</b>	<b>19-27</b>	<b>35</b>	<b>22</b>	<b>11</b>	<b>86</b>			

Halftime — UNI 45, SMSU 30. FG Percentage — SMSU 45.0, UNI 52.4. FT Percentage — SMSU 74.1, UNI 70.4.  
Turnovers — SMSU 17, UNI 13. Blocked Shots — SMSU 0, UNI 5. Steals — SMSU 5, UNI 6. Attend. — 3,185.

## UNI 84, Illinois State 70

Mar. 5, 1994 — St. Louis, MO

UNI 84										
Player	FG	FGA	3PT	3PTA	FT	FTA	R	PF	A	PTS
Jones	2-5	1-1	2-2	4	2	2	7			
Blocker	11-22	0-2	8-10	9	2	1	30			
Sims	0-0	0-0	0-0	1	4	1	0			
Carpenter	4-7	2-4	2-2	4	2	6	12			
Johnson	10-24	3-10	0-0	0	1	3	23			
Madlock	1-2	0-0	3-4	4	3	1	5			
Ellis	0-0	0-0	1-2	2	3	0	1			
Holterhaus	1-2	0-0	2-2	2	3	0	4			
Rice	0-0	0-0	2-2	3	1	0	2			
Anderson	0-0	0-0	0-0	0	0	0	0			
Merfeld	0-0	0-0	0-0	0	0	0	0			
TOTALS	29-62	6-17	20-24	30	21	14	84			



# 1993-94 Results

(Home: 9-4 Road: 5-8 Neutral: 2-1 MVC: 10-8)

Morningside College	69-67	W	2,508	H
Iowa State	66-79	L	13,263	A
Iowa	76-81	L	12,874	H
Drake*	71-54	W	3,841	H
Illinois State*	61-74	L	6,022	A
Long Island	71-57	W	232	A
Cal State-Fullerton	71-57	W	812	A
Nebraska	63-70	L	14,012	A
Creighton*	64-63	W	2,426	A
Tulsa*	62-75	L	7,175	A
St. Bonaventure	70-74	L	3,129	H
Wichita State*	71-77	L	5,312	A
Chicago State	102-80	W	1,678	H
Creighton*	78-60	W	2,849	H
Southwest Missouri*	70-58	W	6,789	A
Wichita State*	74-58	W	2,096	H
Indiana State*	84-71	W	3,816	H
Southern Illinois*	68-89	L	4,628	A
Illinois State*	82-79	W	4,127	H
Bradley*	92-72	W	2,073	H
Drake*	102-79	W	6,611	A
Tulsa*	63-69	L	4,368	H
Indiana State*	73-82	L	5,095	A
Southern Illinois*	94-97	L	2,308	H
Bradley*	54-68	L	10,356	A
Southwest Missouri*	86-76	W	3,185	H
Illinois State+	84-70	W	6,829	N
Tulsa+	79-73	W	9,543	N
Southern Illinois+	74-77	L	9,075	

## High Scorer

Randy Blocker-17
Brian Carpenter-18
Randy Blocker-23
Randy Blocker-23
Randy Blocker-20
Randy Blocker-30
Randy Blocker-24
Brian Carpenter-14
Cam Johnson-29
Cam Johnson-23
Johnson, Blocker-19
Randy Blocker-30
Randy Blocker-29
Randy Blocker-27
Randy Blocker-25
Cam Johnson-25
Cam Johnson-26
Randy Blocker-19
Randy Blocker-26
Randy Blocker-30
Cam Johnson-40
Randy Blocker-24
Cam Johnson-32
Blocker, Johnson-32
Randy Blocker-21
Blocker, Johnson-22
Randy Blocker-30
Cam Johnson-31
Cam Johnson-25

## High Rebounder

Randy Blocker-7
John Holterhaus-10
Randy Blocker-15
Randy Blocker-10
John Holterhaus-6
Randy Blocker-11
Blocker, Holterhaus-6
Jason Sims-8
Randy Blocker-8
Brian Jones, Blocker-5
Randy Blocker-11
Randy Blocker-9
Randy Blocker-16
Johnson, Carpenter-7
Blocker, Johnson-6
John Holterhaus-10
Jason Sims-7
John Holterhaus-9
Randy Blocker-8
Jason Sims-6
Randy Blocker-11
Randy Blocker-8
Brian Jones-10
Randy Blocker-11
Randy Blocker-8
Randy Blocker-11
Randy Blocker-9
Brian Jones-7
Brian Jones-8

\*Missouri Valley Conference Game +Diet Pepsi MVC Post-Season Tournament

# 1993-94 Individual Statistics

Player	G-S	FG-FGA	PCT	3P-3PA	PCT	FT-FTA	PCT	PTS	AVG	OR-DR	TR	AVG	PF-D	AS	TO	BS	ST	MIN
Randy Blocker	28-28	239-503	.475	26-70	.371	141-176	.801	645	23.0	64-151	215	7.7	73-2	42	77	29	49	991
Cam Johnson	28-28	212-464	.457	73-189	.386	95-132	.720	592	21.1	36-66	102	3.6	74-0	70	81	8	35	951
Brian Carpenter	29-29	73-176	.415	19-68	.279	57-80	.713	222	7.7	11-70	81	2.8	71-2	89	61	2	43	813
Brian Jones	29-18	68-165	.412	14-49	.286	30-43	.698	180	6.2	54-89	143	4.9	77-0	35	54	20	20	722
Jason Sims	29-6	60-103	.583	0-1	.000	41-76	.540	161	5.6	49-62	111	3.8	94-4	12	35	29	14	512
John Holterhaus	29-23	47-81	.580	0-0	.000	29-56	.518	123	4.2	53-86	139	4.8	48-1	1	30	13	22	526
Sean Rice	25-5	29-53	.547	0-0	.000	20-24	.833	78	3.1	15-36	51	2.0	38-0	10	10	7	10	341
Kevin Griffin	6-0	7-15	.467	2-8	.250	1-5	.200	17	2.8	0-2	2	0.3	0-0	0	4	1	0	37
Ed Madlock	29-8	25-51	.490	3-7	.429	21-31	.677	74	2.6	15-34	49	1.7	60-1	83	67	2	29	542
Dan Crosby	2-0	1-5	.200	0-2	.000	2-5	.400	4	2.0	7-1	8	4.0	3-0	0	2	0	0	16
Jon Ellis	26-0	18-35	.514	3-4	.750	6-13	.462	45	1.7	16-31	47	1.8	24-0	9	1	0	0	193
Seth Anderson	10-0	5-8	.625	0-0	.000	2-4	.500	12	1.2	1-7	8	0.8	6-0	3	3	0	3	64
Terry Merfeld	19-0	9-17	.529	0-0	.000	3-5	.600	21	1.1	6-9	15	0.8	12-0	2	3	4	1	82

## Team Rebounds

UNI	29	793-1676	.473	140-398	.352	448-650	.689	2174	75.0	327-644	1046	36.1	580-10	356	448	115	226
-----	----	----------	------	---------	------	---------	------	------	------	---------	------	------	--------	-----	-----	-----	-----

## Team Rebounds

Opponent	29	745-1703	.438	130-420	.310	466-671	.695	2086	71.9	321-590	1007	34.7	564-9	379	451	94	225
----------	----	----------	------	---------	------	---------	------	------	------	---------	------	------	-------	-----	-----	----	-----



# 1993-94 Team Single Game Highs/Lows

		Northern Iowa	Opponent
Points 1st Half	High	49 vs. Drake	47 by Nebraska
	Low	21 vs. Wichita State	20 by Drake
Points 2nd Half	High	55 vs. Bradley	52 by Southern Illinois
	Low	27 vs. Bradley	23 by Nebraska
Total Points	High	102 vs. Drake	97 by Southern Illinois
	Low	54 vs. Bradley	54 by Drake
Total Field Goals Made	High	41 vs. Chicago State	37 by Southern Illinois
	Low	20 vs. Bradley	18 by Wichita State
Total Field Goals Att.	High	78 vs. Southern Illinois	88 by Chicago State
	Low	45 vs. Indiana State	45 by Bradley
Total FG Percentage	High	.603 vs. Chicago State	.569 by Southern Illinois
	Low	.360 vs. Iowa	.288 by Drake
3-Pt. Field Goals	High	10 vs. Drake	9 by Tulsa
	Low	1 vs. Southwest Missouri	2 by Southwest Missouri
3-Pt. Field Goals Att.	High	27 vs. Southern Illinois	25 by Chicago State
	Low	7 vs. Chicago State	5 by Southern Illinois
3-Pt. FG Percentage	High	.714 vs. Chicago State	.625 by Bradley
	Low	.070 vs. Southwest Missouri	.111 by Drake
Free Throws	High	23 vs. Tulsa	25 by Indiana State
	Low	6 vs. Tulsa	8 by Tulsa
Free Throws Att.	High	33 vs. Indiana State	35 by Indiana State
	Low	6 vs. Tulsa	11 by Tulsa
Free Throw Percentage	High	1.000 vs. Tulsa	1.000 by Tulsa
	Low	.533 vs. Southern Illinois	.524 by Southern Illinois
Offensive Rebounds	High	22 vs. Iowa	22 by Drake
	Low	6 vs. Indiana State	4 by Bradley
Defensive Rebounds	High	38 vs. Chicago State	28 by St. Bonaventure
	Low	15 vs. Wichita State	11 by Long Island
Total Rebounds	High	54 vs. Chicago State	45 by St. Bonaventure
	Low	24 vs. Tulsa	25 by Bradley
Assists	High	19 vs. Drake	21 by Southern Illinois
	Low	7 vs. St. Bonaventure	4 by Drake
Blocked Shots	High	8 vs. Cal State-Fullerton	8 by Iowa State
	Low	0 vs. Wichita State	0 by Southwest Missouri
Steals	High	15 vs. Illinois State	16 by Southern Illinois
	Low	3 vs. Tulsa	1 by Southwest Missouri
Turnovers	High	25 vs. Chicago State	24 by Illinois State
	Low	9 vs. Illinois State	7 by Indiana State
Personal Fouls	High	27 vs. Illinois State	27 by Drake
	Low	13 vs. Chicago State	12 by Tulsa



# 1993-94 UNI Individual Highs

Points: 40, Cam Johnson vs. Drake  
 Field Goals Made: 14, Cam Johnson vs. Drake  
 Field Goals Attempted: 26, Randy Blocker vs. Kiev Baskets of Ukraine; Cam Johnson vs. Iowa  
 Field Goal Percentage: 1.000 (5-5), Sean Rice vs. Kiev Baskets of Ukraine; Jason Sims vs. Drake  
 3-Point Field Goals Made: 8, Cam Johnson vs. Drake  
 3-Point Field Goals Attempted: 16, Cam Johnson vs. Southern Illinois  
 3-Point Field Goal Percentage: 1.000 (2-2), Several  
 Free Throws Made: 12, Randy Blocker vs. Illinois State  
 Free Throws Attempted: 15, Randy Blocker vs. Illinois State  
 Free Throw Percentage: 1.000 (11-11), Randy Blocker vs. Drake  
 Rebounds: 16, Randy Blocker vs. Chicago State  
 Assists: 8, Brian Carpenter vs. Long Island; Cam Johnson vs. Wichita State  
 Blocked Shots: 6, Jason Sims vs. Tulsa  
 Steals: 6, Randy Blocker vs. Kiev Baskets of Ukraine

# 1993-94 Opponent Individual Highs

Points: 35, Gary Collier (Tulsa)  
 Field Goals Made: 13, Gary Collier (Tulsa)  
 Field Goals Attempted: 22, Ryon Malone, Coleco Buie (Chicago State)  
 Field Goal Percentage: 1.000 (4-4), Chad Altadonna (Illinois State)  
 3-Point Field Goals Made: 5, Popkovirov (Kiev Baskets of Ukraine); Johnny Murdock (Southwest Missouri State)  
 3-Point Field Goals Attempted: 10, Clayton Allen (Drake)  
 3-Point Field Goal Percentage: 1.000 (4-4), Gary Collier (Tulsa)  
 Free Throws Made: 13, Harry Moore (St. Bonaventure)  
 Free Throws Attempted: 19, Harry Moore (St. Bonaventure)  
 Free Throw Percentage: 1.000 (7-7), Gary Collier (Tulsa)  
 Rebounds: 15, Nate King (Creighton)  
 Assists: 10, David Cason (Illinois State)  
 Blocked Shots: 4, Sauchenko (Kiev Baskets of Ukraine)  
 Steals: 5, Dan Knuckey (Drake); Jason Hodges (Chicago State); Chris Lowery (Southern Illinois); Roger Suchy (Bradley)

## The 1993-94 Situation Chart

When: UNI was ahead at halftime	Then: UNI was 14-2	When: UNI outrebounded opponents	Then: UNI was 10-4
When: UNI was tied at halftime	Then: UNI was 2-0	When: UNI tied opponents in rebounds	Then: UNI was 0-1
When: UNI was behind at halftime	Then: UNI was 0-11	When: Opponents outrebounded UNI	Then: UNI was 6-8
When: UNI shot under 40% from the floor	Then: UNI was 1-2	When: UNI committed fewer turnovers	Then: UNI was 10-5
When: UNI shot 40-44.9% from the floor	Then: UNI was 1-5	When: UNI tied opponents in turnovers	Then: UNI was 0-1
When: UNI shot 45-49.9% from the floor	Then: UNI was 5-6	When: UNI committed more turnovers	Then: UNI was 6-7
When: UNI shot 50-59.9% from the floor	Then: UNI was 8-0		
When: UNI shot over 60% from the floor	Then: UNI was 1-0	When: UNI scored under 50 points	Then: UNI was 0-0
		When: UNI scored 50-59 points	Then: UNI was 0-1
When: Opponent shot under 40% from the floor	Then: UNI was 7-1	When: UNI scored 60-69 points	Then: UNI was 2-6
When: Opponent shot 40-44.9% from the floor	Then: UNI was 3-3	When: UNI scored 70-79 points	Then: UNI was 7-5
When: Opponent shot 45-49.9% from the floor	Then: UNI was 4-4	When: UNI scored more than 80 points	Then: UNI was 7-1
When: Opponent shot 50-59.9% from the floor	Then: UNI was 2-5		
When: Opponent over 60% from the floor	Then: UNI was 0-0	When: Opponents scored under 50 points	Then: UNI was 0-0
		When: Opponents scored 50-59 points	Then: UNI was 5-0
When: UNI outshot opponents	Then: UNI was 13-3	When: Opponents scored 60-69 points	Then: UNI was 3-2
When: UNI tied opponents in shooting	Then: UNI was 1-1	When: Opponents scored 70-79 points	Then: UNI was 7-7
When: Opponents outshot UNI	Then: UNI was 2-9	When: Opponents scored more than 80 points	Then: UNI was 1-4



# The Missouri Valley Conference

A commitment to excellence, both in the classroom and the athletic arena, has been a trademark of the Missouri Valley Conference since its inception in the winter of 1907. Athletic accomplishments of Missouri Valley institutions through the years have included four national basketball championships, 17 trips to the NCAA Final Four, the 1989 college baseball championship by Wichita State, followed by another historic 1991 baseball season in which the MVC advanced two teams — Wichita State and Creighton — to the College World Series for the first time ever in the same season.

MVC athletes and coaches have become household names during the conference's illustrious history, both during their collegiate careers and, for some, professional careers which have followed, such as Wichita State's Xavier McDaniel, Bradley's Hersey Hawkins and Creighton's Benoit Benjamin, while past stars, such as Larry Bird, Oscar Robertson, Chet Walker, Walt Frazier, Wes Unseld, Paul Silas and many others, still are to be found in the Valley's record books.

Seeds for the creation of the conference were planted by eight administrators representing five institutions. The five schools which formed the Missouri Valley Intercollegiate Athletic Association were Washington University of St. Louis, Iowa, Missouri, Kansas and Nebraska. Two months after the initial meeting, two more institutions — Drake and Iowa State — were admitted to the league.



## Missouri Valley Conference

Since those early years, some 32 institutions in 13 states have at one time or another been a part of what is now the Missouri Valley Conference. League membership has stabilized over the last dozen years, which has helped make the MVC one of the most respected intercollegiate conferences in the nation.

In recent years, the Valley has been growing and expanding. In 1990, Southwest Missouri State was admitted as the league's ninth member, and a 10th member — Northern Iowa — was admitted in July of 1991. This fall represents the addition of Evansville to the Valley roster. They are the newest members of the Valley, which also includes Bradley, Creighton, Drake, Illinois State, Indiana State, Southern Illinois, Tulsa and Wichita State.

Another historic event took place two years ago. The Gateway Collegiate Athletic Conference, which had been administering women's athletics and 1-AA football for many MVC institutions for 10 years, merged with the MVC. The Valley, for the first time in its history, now is sponsoring women's athletics, while football has remained under the Gateway banner.

The Diet Pepsi Missouri Valley Conference postseason basketball tournament returns to St. Louis in 1995 for the fifth straight year and will be

played for the first time in the new Kiel Center.

The winner of the MVC tournament receives an automatic berth in the NCAA Tournament. Only eight of the 10 MVC teams qualify for the postseason tourney. Southern Illinois has won the last two tournament titles, defeating Illinois State 70-59 in the championship game in 1993 and Northern Iowa 77-74 just last March.

The MVC also hosted the 1993 NCAA Midwest Regional at The Arena.

### The MVC in 1993-94

#### Coaches Teleconference

The Missouri Valley Conference will continue the media services it has provided in recent years — a bulletin board for updated standings and statistics, and a weekly conference call with head men's basketball coaches. The bulletin board gives the media an opportunity to access the MVC's latest information, including standings, statistics (conference rankings and individual team statistics) and news releases. Weekly teleconferences with head coaches will be held every Wednesday at 10 a.m. Central time beginning in January.

#### MVC Directory

Commissioner Doug Elgin  
Senior Assoc. Commissioner Patty Viverito  
Assoc. Commissioner Joe Mitch  
Asst. Commissioner/Communications Jack Watkins  
Asst. Commissioner/Public Relations Mike Kern  
Asst. to the Commissioner Helen Heugel  
Secretary/Receptionist Jan Moore  
Supervisor of Men's Basketball Officials Jim Bain  
Administrative Intern Dayna Wells

1000 Union Station, Suite 333  
St. Louis, MO 63103  
314-421-0339  
FAX 314-421-3505  
Scoreboard Phone 314-997-9877



**Doug Elgin**  
Commissioner



**Joe Mitch**  
Assoc. Commissioner



**Jack Watkins**  
Asst. Commissioner/  
Communications



# The 1994 Diet Pepsi Missouri Valley Tournament

March 5-7, 1994 • St. Louis, Missouri



#8

Saturday

#1

Sunday

#4

Saturday

#5

Monday

#2

Saturday

#7

Sunday

#3

Saturday

#6

## Tournament Game Times (All Times CST)

Session I Saturday, March 4  
12 noon & 30 min.  
after conclusion of 1st  
game

Session II Saturday, March 4  
6 p.m. & 30 min. after  
conclusion of 1st game

Session III Sunday, March 5  
1 p.m. & 30 min. after  
conclusion of 1st game

Session IV Monday, March 6  
8:35 p.m.

## 1994 All-MVC Teams

### First Team (Media)

**Randy Blocker, Northern Iowa**

Gary Collier, Tulsa

Marcus Timmons, Southern Illinois

Johnny Murdock, Southwest Missouri

**Cam Johnson, Northern Iowa**

### First Team (Coaches)

**Randy Blocker, Northern Iowa**

Gary Collier, Tulsa

Marcus Timmons, Southern Illinois

Johnny Murdock, Southwest Missouri

Deon Jackson, Bradley

### Second Team (Media)

Billy Wright, Bradley

Paul Lusk, Southern Illinois

Lou Dawkins, Tulsa

Deon Jackson, Bradley

Nate King, Creighton

### Second Team (Coaches)

Mike VandeGarde, Illinois State

**Cam Johnson, Northern Iowa**

Paul Lusk, Southern Illinois

Lou Dawkins, Tulsa

Nate King, Creighton

### Honorable Mention (Media)

Shea Seals, Tulsa

Mike VandeGarde, Illinois State

Thomas Hunter, Illinois State

Chris Carr, Southern Illinois

William Celestine, Drake

Alvin Williamson, Tulsa

Chris Lowery, Southern Illinois

### Honorable Mention (Coaches)

Shea Seals, Tulsa

Billy Wright, Bradley

Thomas Hunter, Illinois State

Chris Carr, Southern Illinois

William Celestine, Drake

Clint Thomas, Southwest Missouri

Ryan Herra, Wichita State

### All-Newcomer Team

Shea Seals, Tulsa

Jamie Arnold, Wichita State

Nate King, Creighton

Anthony Parker, Bradley

Markku Larkio, Illinois State

### All-Defense Team

Lou Dawkins, Tulsa

Billy Wright, Bradley

Marcus Timmons, Southern Illinois

William Celestine, Drake

Todd Wemhoener, Illinois State

## 1993-94 MVC Honorees

**Player of Year:** Gary Collier, Tulsa

**Newcomer of Year:** Shea Seals, Tulsa

**Outstanding Freshman:** Shea Seals, Tulsa

**Defensive Player of Year:** Lou Dawkins,  
Tulsa

**Rawlings Coach of the Year:** Tubby Smith,  
Tulsa

## Final 1993-94 Standings

Team	MVC	Pct.	Overall	Pct.	Scoring Margin
Tulsa	15-3	.833	23-8	.741	+10.2
Southern Illinois*	14-4	.778	23-7	.766	+8.1
Bradley	14-4	.778	23-8	.741	+4.0
Illinois State	12-6	.667	16-11	.593	+3.3
<b>Northern Iowa</b>	10-8	.556	16-13	.552	+3.1
Southwest Missouri State	7-11	.389	12-15	.444	0.0
Drake	6-12	.333	11-16	.407	-1.6
Wichita State	6-12	.333	9-18	.333	-7.3
Creighton	3-15	.167	7-22	.8-8	
Indiana State	3-15	.167	4-22	.154	-11.5

\*Diet Pepsi MVC Tournament Champion

#Ineligible for Diet Pepsi MVC Tournament



# 1993-94 Missouri Valley Statistics

## Individual Statistics (All Games)

### Scoring (Top 10)

Player (Team)	G	FG	3PT	FT	PTS	AVG
<b>Randy Blocker, UNI</b>	<b>28</b>	<b>239</b>	<b>26</b>	<b>143</b>	<b>647</b>	<b>23.1</b>
Gary Collier, TU	31	254	93	109	710	22.9
<b>Cam Johnson, UNI</b>	<b>28</b>	<b>212</b>	<b>73</b>	<b>93</b>	<b>590</b>	<b>21.2</b>
Johnny Murdock, SMSU	27	161	82	102	506	18.7
Shea Seals, TU	28	153	75	89	470	16.8
Jeff Allen, DU	27	128	68	108	432	16.0
Nate King, CU	27	180	0	64	424	15.7
Clayton Allen, DU	26	142	32	89	405	15.6
Paul Lusk, SIU	30	162	42	89	455	15.2
Marcus Timmons, SIU	30	178	1	84	441	14.7

### Rebounding (Top 10)

Player (Team)	G	NO.	AVG
Marcus Timmons, SIU	30	293	9.8
Nate King, CU	27	242	9.0
Jamie Arnold, WSU	27	242	9.0
William Celestine, DU	27	222	8.2
<b>Randy Blocker, UNI</b>	<b>28</b>	<b>215</b>	<b>7.7</b>
Jerry Vanderheydt, CU	29	214	7.4
Clint Thomas, SMSU	27	185	6.9
Gary Collier, TU	31	209	6.7
Chris Carr, SIU	30	197	6.6
Shea Seals, TU	28	183	6.5

### Field Goal Percentage (Top 10)

Player (Team)	G	FG	FGA	PCT
Marcus Timmons, SIU	30	178	298	.597
Thomas Hunter, ILSU	27	113	192	.589
Gary Collier, TU	31	254	490	.518
Chris Carr, SIU	30	156	301	.518
William Celestine, DU	27	141	273	.516
Nate King, CU	27	180	365	.493
Jamie Arnold, WSU	27	120	245	.490
Lou Dawkins, TU	30	141	290	.486
<b>Randy Blocker, UNI</b>	<b>28</b>	<b>239</b>	<b>503</b>	<b>.475</b>
Mirko Pavlovic, SIU	29	129	272	.474

### 3-PT Field Goal Percentage (Top 10)

Player (Team)	G	3PT	3PTA	PCT
Gary Collier, TU	31	93	201	.463
Alvin Williamson, TU	31	48	106	.453
Lynrick Rogers, DU	26	31	74	.419
Anthony Parker, BU	31	47	114	.412
Shea Seals, TU	28	75	184	.408
Paul Lusk, SIU	30	42	106	.396
<b>Cam Johnson, UNI</b>	<b>28</b>	<b>73</b>	<b>189</b>	<b>.386</b>
Jeff Allen, DU	27	68	179	.380
Markku Larkio, ILSU	26	46	122	.377
Chad Elstun, WSU	24	40	106	.377

### 3-PT Field Goals Per Game (Top 10)

Player (Team)	G	3PT	3PTA	AVG
Johnny Murdock, SMSU	27	82	238	3.0
Gary Collier, TU	31	92	201	3.0
Shea Seals, TU	28	75	184	2.7
<b>Cam Johnson, UNI</b>	<b>28</b>	<b>73</b>	<b>189</b>	<b>2.6</b>
Jeff Allen, DU	27	68	179	2.5
Markku Larkio, ILSU	26	46	122	1.8

Chad Elstun, WSU	24	40	106	1.7
Anthony Parker, BU	31	47	114	1.5
Alvin Williamson, TU	31	48	106	1.5
Paul Lusk, SIU	30	42	106	1.4
Troy Wharton, CU	28	39	115	1.4
Ryan Herra, WSU	27	37	104	1.4

### Free Throw Percentage (Top 10)

Player (Team)	G	FT	FTA	PCT
Todd Wemhoener, ILSU	26	54	65	.831
Chris Carr, SIU	30	88	109	.807
<b>Randy Blocker, UNI</b>	<b>28</b>	<b>143</b>	<b>178</b>	<b>.803</b>
Corey Johnson, INSU	25	54	68	.794
Jerry Vanderheydt, CU	29	119	153	.778
Gary Collier, TU	31	109	141	.773
Jeff Allen, DU	27	108	142	.761
Paul Lusk, SIU	30	89	118	.754
Chris Lowery, SIU	30	73	97	.753
Mario Clark, INSU	24	81	108	.750

### Assists (Top 10)

Player (Team)	G	AST	AVG
Todd Wemhoener, ILSU	26	127	4.9
David Cason, ILSU	27	131	4.9
Billy Wright, BU	31	150	4.8
Lou Dawkins, TU	30	135	4.5
Keith Stricklen, WSU	27	110	4.1
Chris Lowery, SIU	30	118	3.9
Alvin Williamson, TU	31	117	3.8
Shea Seals, TU	28	96	3.4
Marcus Timmons, SIU	30	96	3.2
Corey Johnson, INSU	25	81	3.2

### Blocked Shots (Top 10)

Player (Team)	G	BLK	AVG
Josh Hallat, INSU	24	29	1.2
Mike VandeGarde, ILSU	27	32	1.2
Marcus Timmons, SIU	30	34	1.1
Jamie Arnold, WSU	27	29	1.1
Chris Carr, SIU	30	31	1.0
<b>Jason Sims, UNI</b>	<b>29</b>	<b>29</b>	<b>1.0</b>
<b>Randy Blocker, UNI</b>	<b>28</b>	<b>28</b>	<b>1.0</b>
Nate King, CU	27	27	1.0
Marcelo da Silva, SIU	25	21	0.8
Jerry Vanderheydt, CU	29	21	0.7
William Celestine, DU	27	19	0.7
<b>Brian Jones, UNI</b>	<b>29</b>	<b>20</b>	<b>0.7</b>

### Steals

Player (Team)	G	STL	AVG
William Celestine, DU	27	72	2.7
Billy Wright, BU	31	72	2.3
Clayton Allen, DU	26	53	2.0
Chris Lowery, SIU	30	58	1.9
Jason Singleton, CU	22	41	1.9
Shea Seals, TU	28	50	1.8
Marcus Timmons, SIU	30	52	1.7
Lou Dawkins, TU	30	50	1.7
<b>Randy Blocker, UNI</b>	<b>28</b>	<b>48</b>	<b>1.7</b>
Jeff Allen, DU	27	47	1.7
Todd Wemhoener, ILSU	26	44	1.7



## Team Statistics (All Games)

### Scoring

Team	G	PTS	AVG
TU	31	2586	83.4
SIU	30	2371	79.0
DU	27	2081	77.1
<b>UNI</b>	<b>29</b>	<b>2174</b>	<b>75.0</b>
ILSU	27	1991	73.7
BU	31	2143	69.1
CU	29	1898	65.4
WSU	27	1746	64.7
INSU	26	1639	63.0
SMSU	27	1690	62.6

### Scoring Defense

Team	G	PTS	AVG
SMSU	27	1690	62.6
BU	31	2018	65.1
ILSU	27	1900	70.4
SIU	30	2126	70.9
<b>UNI</b>	<b>29</b>	<b>2086</b>	<b>71.9</b>
WSU	27	1945	72.0
TU	30	2165	72.2
CU	29	2151	74.2
INSU	26	1936	74.5
DU	27	2125	78.7

### Rebounds

Team	G	RBS	AVG
TU	31	1299	41.9
SIU	30	1171	39.0
SMSU	27	1018	37.7
CU	29	1061	36.6
<b>UNI</b>	<b>29</b>	<b>1046</b>	<b>36.1</b>
ILSU	27	967	35.8
DU	27	958	35.5
BU	31	1085	35.0
WSU	27	923	34.2
INSU	26	852	32.8

### Opponents Rebounds

Team	G	REBS	AVG
BU	31	1052	33.9
SMSU	27	919	34.0
SIU	30	1029	34.3
<b>UNI</b>	<b>29</b>	<b>1012</b>	<b>34.9</b>
INSU	26	928	35.7
TU	31	1118	36.1
WSU	27	981	36.3
ILSU	27	991	36.7
DU	27	1018	37.7
CU	29	1101	38.0

### Rebound Margin

Team	G	FOR	OPP	DIF
TU	31	41.9	36.1	+5.8
SIU	30	39.0	34.3	+4.7
SMSU	27	37.7	34.0	+3.7
<b>UNI</b>	<b>29</b>	<b>36.1</b>	<b>34.9</b>	<b>+1.2</b>
BU	31	35.0	33.9	+1.1
ILSU	27	35.8	36.7	-0.9
CU	29	36.6	38.0	-1.4
WSU	27	34.2	36.3	-2.1
DU	27	35.5	37.7	-2.2
INSU	26	32.8	35.7	-2.9

### Field Goal Percentage

Team	FGM	FGA	PCT
SIU	868	1778	.488
<b>UNI</b>	<b>793</b>	<b>1676</b>	<b>.473</b>
TU	918	1969	.466
BU	767	1654	.463
ILSU	698	1549	.450
DU	737	1687	.436
WSU	639	1521	.420
SMSU	618	1478	.418
INSU	570	1401	.406
CU	663	1669	.397

### Opponents Field Goal Percentage

Team	FGM	FGA	PCT
SMSU	593	1445	.410
BU	733	1712	.428
SIU	790	1802	.433
ILSU	661	1525	.433
<b>UNI</b>	<b>745</b>	<b>1703</b>	<b>.437</b>
TU	863	1959	.441
WSU	683	1522	.449
CU	733	1606	.456
INSU	694	1438	.483
DU	742	1521	.488

### 3-Point Field Goal Percentage

Team	3PM	3PA	PCT
TU	254	628	.404
SIU	147	412	.356
<b>UNI</b>	<b>140</b>	<b>398</b>	<b>.351</b>
WSU	154	447	.344
BU	148	433	.341
DU	175	515	.339
ILSU	145	434	.334
SMSU	120	371	.323
INSU	85	270	.314
CU	140	454	.308

### Opponents 3-Point FG Percentage

Team	3PM	3PA	PCT
BU	136	443	.307
<b>UNI</b>	<b>130</b>	<b>420</b>	<b>.310</b>
SIU	148	469	.316
ILSU	125	384	.326
SMSU	110	328	.335
CU	128	379	.338
TU	198	566	.350
WSU	172	488	.352
DU	174	457	.381
INSU	168	395	.425

### 3-Point Field Goals Per Game

Team	G	3PM	3PA	AVG
TU	31	254	628	8.2
DU	27	175	515	6.5
WSU	27	154	447	5.7
ILSU	27	145	434	5.4
SIU	30	147	412	4.9
BU	31	148	433	4.8
<b>UNI</b>	<b>29</b>	<b>140</b>	<b>398</b>	<b>4.8</b>
CU	29	140	454	4.8
SMSU	27	120	371	4.4
INSU	26	85	270	3.3

### Free Throw Percentage

Team	FTM	FTA	PCT
WSU	314	450	.697
TU	496	719	.690
<b>UNI</b>	<b>448</b>	<b>650</b>	<b>.689</b>
SIU	488	720	.678
DU	432	639	.676
INSU	414	624	.663
SMSU	334	505	.661
ILSU	450	682	.659
CU	432	657	.657
BU	458	721	.635

### Opponents Free Throw Percentage

Team	FTM	FTA	PCT
BU	406	650	.625
TU	344	541	.636
DU	467	722	.647
SMSU	394	609	.647
SIU	418	639	.654
WSU	407	604	.674
INSU	378	558	.677
CU	557	811	.687
ILSU	453	658	.688
<b>UNI</b>	<b>466</b>	<b>671</b>	<b>.694</b>

### Blocks

Team	G	NO	AVG
<b>UNI</b>	<b>29</b>	<b>111</b>	<b>3.8</b>
SIU	30	101	3.4
INSU	26	86	3.3
DU	27	73	2.7
WSU	27	72	2.7
BU	31	79	2.5
CU	29	72	2.5
TU	31	72	2.3
ILSU	27	57	2.1
SMSU	27	47	1.7

### Steals

Team	G	STL	AVG
DU	27	337	12.5
BU	31	264	8.5
<b>UNI</b>	<b>29</b>	<b>225</b>	<b>7.8</b>
SIU	30	230	7.7
TU	31	235	7.6
CU	29	206	7.1
ILSU	27	189	7.0
INSU	26	167	6.4
WSU	27	169	6.3
SMSU	27	147	5.4

### Turnover Margin

Team	CAUSED	TO	DIF
DU	515	438	-2.9
ILSU	454	411	-1.6
TU	493	444	-1.6
BU	514	485	-0.3
<b>UNI</b>	<b>451</b>	<b>447</b>	<b>-0.2</b>
INSU	418	425	+0.3
SIU	430	450	+0.7
WSU	400	443	+1.6
CU	470	521	+1.7
SMSU	350	412	+2.4



## Individual Statistics (Conference Games Only)

### Scoring (Top 10)

Player (Team)	G	FG	3P	FT	PTS	AVG
<b>Randy Blocker, UNI</b>	<b>17</b>	<b>148</b>	<b>16</b>	<b>96</b>	<b>408</b>	<b>24.0</b>
<b>Cam Johnson, UNI</b>	<b>17</b>	<b>134</b>	<b>50</b>	<b>64</b>	<b>382</b>	<b>22.5</b>
Gary Collier, TU	18	139	55	58	391	21.7
Johnny Murdock, SMSU	18	100	45	77	322	17.9
Paul Lusk, SIU	18	108	32	56	304	16.9
Nate King, CU	17	118	0	38	274	16.1
Clayton Allen, DU	17	91	25	51	258	15.2
Jeff Allen, DU	18	77	48	70	272	15.1
Marcus Timmons, SIU	18	110	0	51	271	15.1
Shea Seals, SIU	17	90	35	48	243	14.3

### Rebounding (Top 10)

Player (Team)	G	NO	AVG
Marcus Timmons, SIU	18	182	10.1
Nate King, CU	17	159	9.4
Jamie Arnold, WSU	18	161	8.9
William Celestine, DU	18	142	7.9
<b>Randy Blocker, UNI</b>	<b>17</b>	<b>119</b>	<b>7.0</b>
Thomas Hunter, ILSU	18	122	6.8
Gary Collier, TU	18	121	6.7
Chris Carr, SIU	18	118	6.6
Jerry Vanderheydt, CU	18	115	6.4
Shea Seals, TU	17	104	6.1
Clint Thomas, SMSU	18	110	6.1

### Field Goal Percentage

Player (Team)	G	FGM	FGA	PCT
Thomas Hunter, ILSU	18	90	145	.621
Marcus Timmons, SIU	18	110	178	.618
Shawn Latimer, SMSU	18	85	145	.586
Gary Collier, TU	18	139	259	.537
William Celestine, DU	18	89	175	.509
Mirko Pavlovic, SIU	17	86	169	.509
Deon Jackson, BU	18	100	200	.500
<b>Randy Blocker, UNI</b>	<b>17</b>	<b>148</b>	<b>297</b>	<b>.498</b>
Paul Lusk, SIU	18	108	222	.486
Chris Carr, SIU	18	82	169	.485

### 3-Point Field Goal Percentage

Player (Team)	G	3PT	3PTA	PCT
Gary Collier, TU	18	55	113	.487
Paul Lusk, SIU	18	32	67	.478
Alvin Williamson, TU	18	29	61	.475
Anthony Parker, BU	18	29	64	.453
Lynrick Rogers, DU	17	24	55	.436
<b>Cam Johnson, UNI</b>	<b>17</b>	<b>50</b>	<b>121</b>	<b>.413</b>
Billy Wright, BU	18	19	49	.388
Chad Elstun, WSU	18	33	86	.384
Rick Stelle, CU	18	31	81	.383
Jeff Allen, DU	18	48	126	.381

### 3-Point Field Goals Per Game

Player (Team)	G	3PM	3PA	AVG
Gary Collier, TU	18	55	113	3.1
<b>Cam Johnson, UNI</b>	<b>17</b>	<b>50</b>	<b>121</b>	<b>2.9</b>
Jeff Allen, DU	18	48	126	2.7
Johnny Murdock, SMSU	18	45	148	2.5
Shea Seals, TU	17	35	108	2.1
Chad Elstun, WSU	18	33	86	1.8
Paul Lusk, SIU	18	32	67	1.8
Markku Larkio, ILSU	18	31	83	1.7
Rick Steele, CU	18	31	81	1.7

Anthony Parker, BU	18	29	64	1.6
Alvin Williamson, TU	18	29	61	1.6
Troy Wharton, CU	17	27	82	1.6

### Free Throw Percentage (Top 10)

Player (Team)	G	FTM	FTA	PCT
Chris Carr, SIU	28	57	68	.838
Jeff Allen, DU	18	70	86	.814
Paul Lusk, SIU	18	56	69	.812
Darin Miller, WSU	18	37	46	.804
Chris Lowery, SIU	18	43	54	.796
<b>Randy Blocker, UNI</b>	<b>17</b>	<b>96</b>	<b>122</b>	<b>.787</b>
Corey Johnson, INSU	17	43	55	.782
<b>Cam Johnson, UNI</b>	<b>17</b>	<b>64</b>	<b>82</b>	<b>.780</b>
Johnny Murdock, SMSU	18	77	99	.778
William Celestine, DU	18	43	56	.768

### Assists (Top 10)

Player (Team)	G	NO	AVG
Todd Wemhoener, ILSU	17	95	5.6
David Cason, ILSU	18	97	5.4
Billy Wright, BU	18	90	5.0
Keith Stricklen, WSU	18	85	4.7
Lou Dawkins, TU	17	79	4.6
Chris Lowery, SIU	18	73	4.1
Marcus Timmons, SIU	18	68	3.8
Johnny Murdock, SMSU	18	66	3.7
Shea Seals, TU	17	62	3.6
Corey Johnson, INSU	17	59	3.5

### Blocked Shots (Top 10)

Player (Team)	G	NO	AVG
Josh Hallat, INSU	17	23	1.4
Jamie Arnold, WSU	18	22	1.2
Chris Carr, SIU	18	21	1.2
Mike VandeGarde, ILSU	18	19	1.1
Marcus Timmons, SIU	18	19	1.1
<b>Jason Sims, UNI</b>	<b>18</b>	<b>18</b>	<b>1.1</b>
Nate King, CU	17	16	0.9
William Celestine, DU	18	15	0.8
Marcelo da Silva, SIU	17	13	0.8
Denny Hinson, INSU	17	12	0.7
Jerry Vanderheydt, CU	18	12	0.7
Jeremy Rollo, TU	15	10	0.7
Deon Jackson, BU	15	10	0.7

### Steals (Top 10)

Player (Team)	G	NO	AVG
William Celestine, DU	18	47	2.6
Billy Wright, BU	17	43	2.4
Clayton Allen, DU	17	38	2.2
<b>Randy Blocker, UNI</b>	<b>17</b>	<b>33</b>	<b>1.9</b>
Lou Dawkins, TU	17	32	1.9
Marcus Timmons, SIU	18	33	1.8
Jason Singleton, CU	12	21	1.8
Shea Seals, TU	17	30	1.8
Chris Lowery, SIU	18	31	1.7
Jeff Allen, DU	18	28	1.6
Todd Wemhoener, ILSU	17	28	1.6



## Team Statistics (Conference Games Only)

Scoring Team	PTS	AVG
TU	1430	79.4
SIU	1430	79.4
DU	1368	76.0
<b>UNI</b>	<b>1349</b>	<b>74.9</b>
ILSU	1331	73.9
BU	1269	70.5
WSU	1178	65.4
CU	1145	63.6
SMSU	1141	63.4
INSU	1136	63.1

Scoring Defense Team	PTS	AVG
SMSU	1144	63.6
TU	1201	66.7
BU	1207	67.1
ILSU	1216	67.6
SIU	1288	71.6
<b>UNI</b>	<b>1301</b>	<b>72.3</b>
INSU	1323	73.5
CU	1334	74.1
WSU	1346	74.8
DU	1417	78.7

Rebounds Team	RBS	AVG
TU	715	39.7
SIU	709	39.4
ILSU	661	36.7
CU	649	36.1
SMSU	640	35.6
<b>UNI</b>	<b>616</b>	<b>34.2</b>
DU	612	34.0
WSU	603	33.5
INSU	595	33.1
BU	586	32.6

Opponents Rebounds Team	RBS	AVG
TU	589	32.7
SMSU	600	33.3
BU	602	33.4
<b>UNI</b>	<b>618</b>	<b>34.3</b>
SIU	620	34.4
INSU	638	35.4
WSU	639	35.5
ILSU	674	37.4
DU	695	38.6
CU	711	39.5

Rebound Margin Team	FOR	OPP	DIF
TU	715	589	+7.0
SIU	709	620	+5.0
SMSU	640	600	+2.3
<b>UNI</b>	<b>616</b>	<b>618</b>	<b>-0.1</b>
ILSU	661	674	-0.7
BU	586	602	-0.8
WSU	603	639	-2.0
INSU	595	638	-2.3
CU	649	711	-3.4
DU	612	695	-4.6

Field Goal Percentage Team	FGM	FGA	PCT
BU	452	922	.490
SIU	519	1060	.489
<b>UNI</b>	<b>491</b>	<b>1015</b>	<b>.483</b>
TU	506	1076	.470
ILSU	479	1036	.462
SMSU	424	974	.435
DU	479	1119	.428
WSU	430	1011	.425
INSU	393	950	.413
CU	407	1062	.383

Opponents Field Goal Percentage Team	FGM	FGA	PCT
ILSU	429	1035	.414
SMSU	398	953	.418
TU	466	1077	.433
BU	441	1006	.438
SIU	482	1097	.439
<b>UNI</b>	<b>456</b>	<b>1030</b>	<b>.443</b>
CU	455	990	.460
INSU	473	1012	.467
WSU	475	1008	.471
DU	505	1017	.497

3-Point Field Goal Percentage Team	3PM	3PA	PCT
TU	141	342	.412
SIU	94	234	.401
BU	94	256	.367
<b>UNI</b>	<b>90</b>	<b>250</b>	<b>.360</b>
WSU	110	316	.348
ILSU	91	263	.346
DU	124	362	.342
CU	89	297	.299
INSU	52	178	.292
SMSU	66	230	.286

Opponents 3-Point FG Percentage Team	3PM	3PA	PCT
SIU	84	278	.302
<b>UNI</b>	<b>81</b>	<b>253</b>	<b>.320</b>
SMSU	74	226	.327
ILSU	86	260	.331
TU	109	320	.341
BU	86	251	.343
CU	78	219	.356
WSU	123	333	.369
DU	114	299	.381
INSU	116	289	.401

3-Point Field Goals Per Game Team	3PM	3PA	AVG
TU	109	342	7.8
DU	124	362	6.9
WSU	110	316	6.1
BU	94	256	5.2
SIU	94	234	5.2
ILSU	91	263	5.1
<b>UNI</b>	<b>90</b>	<b>250</b>	<b>5.0</b>
CU	89	297	4.9
SMSU	66	230	3.7
INSU	52	178	2.9

Free Throw Percentage Team	FTM	FTA	PCT
TU	277	394	.703
SMSU	227	329	.689
WSU	208	303	.686
SIU	298	435	.685
DU	286	420	.680
<b>UNI</b>	<b>277</b>	<b>407</b>	<b>.680</b>
INSU	298	440	.677
CU	242	378	.640
BU	271	425	.637
ILSU	282	453	.622

Opponents Free Throw Percentage Team	FTM	FTA	PCT
TU	160	255	.627
SIU	240	376	.638
DU	293	454	.645
ILSU	272	415	.655
BU	239	365	.655
SMSU	274	412	.665
WSU	273	405	.674
INSU	261	383	.681
CU	346	493	.702
<b>UNI</b>	<b>308</b>	<b>426</b>	<b>.723</b>

Blocks Team	NO	AVG
INSU	62	3.4
SIU	59	3.3
<b>UNI</b>	<b>57</b>	<b>3.2</b>
WSU	50	2.8
CU	46	2.6
DU	45	2.5
BU	43	2.4
TU	41	2.3
ILSU	31	2.1
SMSU	27	1.5

Steals Team	NO	AVG
DU	224	12.4
BU	151	8.4
TU	140	7.8
<b>UNI</b>	<b>136</b>	<b>7.6</b>
SIU	132	7.3
CU	131	7.3
ILSU	132	7.3
INSU	108	6.0
WSU	104	5.8
SMSU	100	5.6

Turnover Margin Team	CAUSED	TO	DIF
DU	346	280	+3.7
ILSU	306	268	+2.1
TU	282	252	+1.9
<b>UNI</b>	<b>273</b>	<b>268</b>	<b>+0.3</b>
BU	287	287	0.0
INSU	280	300	-1.1
CU	276	297	-1.2
SIU	243	272	-1.6
WSU	252	289	-2.1
SMSU	244	281	-2.1



# Year-by-Year Results with 1994-95 Opponents

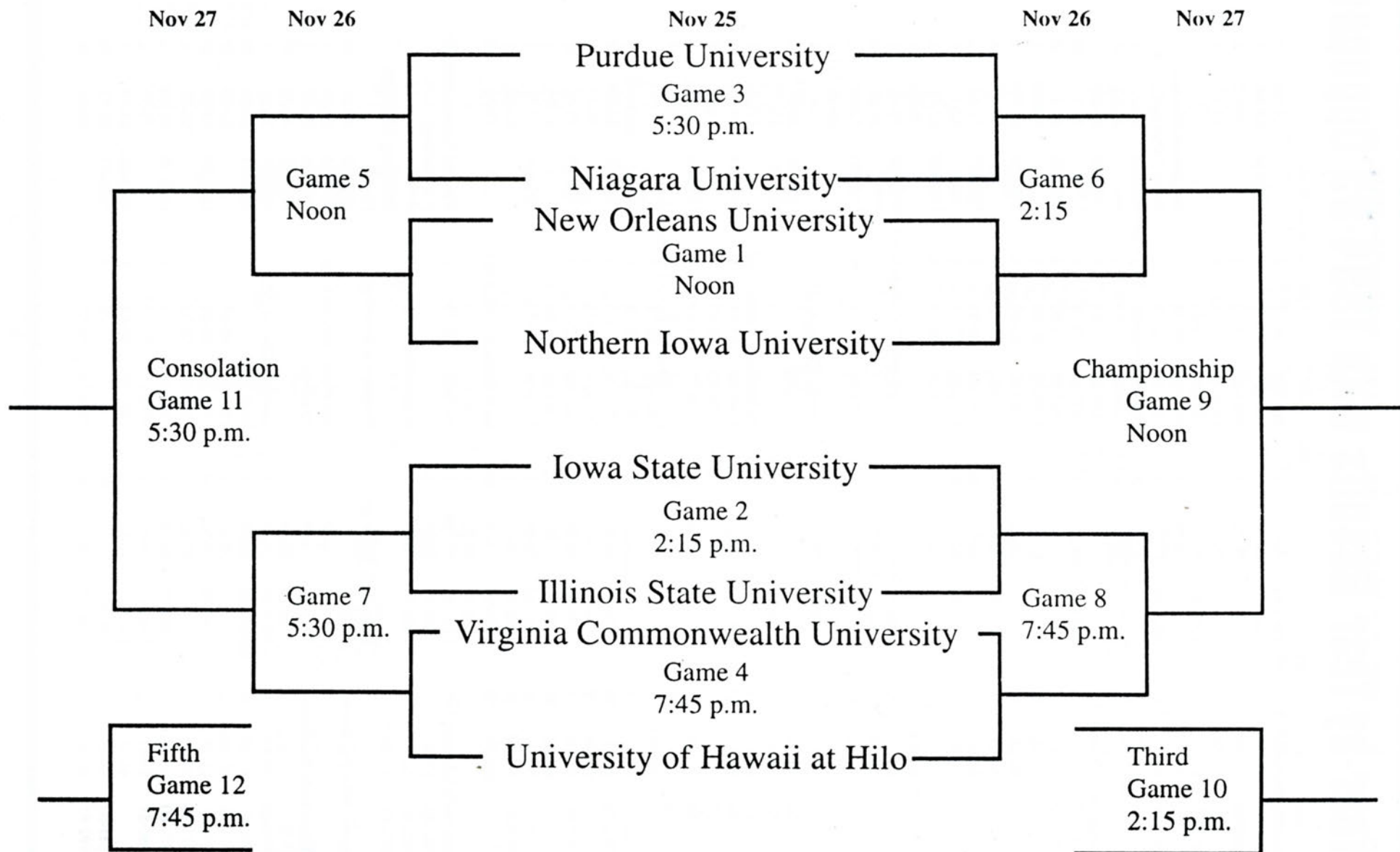
<b>Bradley</b> (BU leads 5-2)			1983-84	46-67	L	1965-66	54-73	L	54-51	W	1961-62	92-67	W	
1970-71	71-117	L	1991-92	66-73	L	1966-67	78-79	L	1993-94	68-89	L	1962-63	75-65	W
1991-92	53-70	L		60-72	L	1967-68	73-99	L		94-97	L	1963-64	85-59	W
	52-54	L		58-70	L	1974-75	70-123	L		74-77	L	1964-65	106-80	W
1992-93	81-76	W	1992-93	49-69	L	1980-81	69-83	L	<b>Southwest Missouri State</b> (SMSU leads 16-8)			1966-67	84-60	W
	46-72	L		59-71	L	1981-82	65-78	L				1969-70	67-83	L
1993-94	92-72	W	1993-94	61-74	L	1982-83	50-73	L				1988-89	82-66	W
	54-68	L		82-79	W	1983-84	75-91	L	1982-83	53-72	L	<b>Wichita State</b> (WSU leads 4-3)		
<b>Creighton</b> (UNI leads 4-3)				84-70	W	1984-85	61-69	L		66-60	W			
						1985-86	60-83	L	1983-84	45-62	L			
1917-18	15-35	L	<b>Indiana State</b> (ISU leads 4-2)			1986-87	60-79	L		59-51	W	1977-78	65-71	L
1991-92	54-57	L				1987-88	75-80	L	1984-85	62-57	W	1991-92	60-65	L
	76-56	W	1991-92	54-65	L	1988-89	80-88	L		54-62	L		78-65	W
1992-93	60-58	W		50-55	L	1989-90	80-92	L	1985-86	65-73	L	1992-93	74-72	W
	54-59	L	1992-93	59-69	L	1990-91	68-62	W		69-76	L		47-63	L
1993-94	64-63	W		59-52	W	1991-92	66-84	L	1986-87	72-80	L	1993-94	71-77	L
	78-60	W	1993-94	84-71	W	1992-93	67-74	L		52-75	L		74-58	W
				73-82	L	1993-94	66-79	L	1987-88	67-75	L			
<b>Drake</b> (UNI leads 11-10)									78-93	L				
1907-08	53-27	W	<b>Iowa</b> (UI leads 22-2)			<b>Long Island</b> (UNI leads 1-0)			1988-89	78-93	L			
1913-14	12-24	L							1906-07	9-51	L			
	37-12	W		25-70	L	1993-94	71-57	W	1989-90	72-82	L			
1914-15	17-21	L	1907-08	16-73	L					86-94	2OT L			
1945-46	33-36	L	1908-09	12-42	L	<b>Loyola (Chicago)</b> (1st Meeting)				63-61	W			
1947-48	49-58	L		9-49	L				1990-91	58-67	L			
1981-82	58-62	L	1909-10	11-34	L	<b>Nebraska</b> (UN leads 11-0)			1991-92	48-73	L			
1982-83	65-73	L		17-43	L					47-58	L			
1983-84	67-55	W	1911-12	8-28	L	1948-49	52-63	L	1992-93	49-72	L			
1986-87	52-86	L		16-21	L	1949-50	54-60	L		54-53	W			
1987-88	77-88	L	1912-13	20-24	L	1950-51	55-63	L	1993-94	70-58	W			
1988-89	87-72	W		21-15	W	1951-52	44-60	L		86-76	W			
1989-90	71-63	OT W	1913-14	20-21	L	1960-61	68-78	L	<b>Tulsa</b> (TU leads 4-3)					
1990-91	83-67	W		14-27	L	1962-63	59-78	L						
1991-92	56-51	W	1914-15	16-44	L	1970-71	71-95	L	1991-92	83-68	W			
	96-84	W	1916-17	15-33	L	1973-74	55-73	L		54-70	L			
1992-93	59-69	L	1979-80	46-78	L	1981-82	42-53	L	1992-93	75-66	W			
	64-62	W	1980-81	52-86	L	1983-84	64-90	L		61-66	L			
	59-63	L	1981-82	53-84	L	1993-94	63-70	L	1993-94	62-75	L			
1993-94	71-54	W	1988-89	76-95	L	<b>New Orleans</b> (UNO leads 1-0)				63-69	L			
	102-79	W	1989-90	77-74	W					79-73	W			
			1990-91	68-72	L	<b>Niagara</b> (1st Meeting)			<b>Virginia Commonwealth</b> (1st Meeting)					
<b>Evansville</b> (UE leads 3-0)			1991-92	85-108	L									
1963-64	67-82	L	1992-93	44-64	L	<b>Purdue</b> (1st Meeting)			<b>Wartburg</b> (UNI leads 13-8)					
1985-86	65-71	L	1993-94	76-81	L									
1987-88	73-88		<b>Iowa State</b> (ISU leads 27-4)			<b>Southern California</b> (1st Meeting)								
<b>Hawaii-Hilo</b> (1st Meeting)														
<b>Illinois State</b> (ISU leads 17-3)			1916-17	15-22	L	<b>Southern Illinois</b> (SIU leads 10-2)								
			1919-20	19-28	L									
			1928-29	27-29	L									
1959-60	74-87	L	1932-33	23-29	L									
1961-62	95-76	W	1937-38	26-30	L									
1975-76	66-102	L		28-35	L									
1976-77	61-74	L	1938-39	38-29	W									
1977-78	76-82	L		32-43	L									
1979-80	56-77	L	1942-43	33-34	L									
1980-81	63-65	L	1946-47	36-47	L									
	44-64	L	1947-48	47-52	L									
1981-82	39-62	L	1963-64	59-54	W									
1982-83	60-66	L	1964-65	54-50	W	1992-93	69-88	L	1959-60	61-69	L			
							61-70	L	1960-61	100-53	W			
										86-64	W			





**1994 City Bank/Aloha Airlines  
Big Island Invitational Basketball Tournament  
Afook-Chinen Civic Auditorium  
November 25-27**

<u>Time Differences</u>	
Pacific	2
Mountain	3
Central	4
Eastern	5





# Bradley University



Saturday, December 31, 1994 — UNI-Dome  
Saturday, February 18, 1995 — Carver Arena

Location: Peoria, IL 61625  
Enrollment: 6,000  
Nickname: Braves  
Colors: Red & White  
Conference: Missouri Valley (14-4/T2nd)  
Home Court/Capacity: Carver Arena/10,825  
Press Row Phone: 309-673-8381  
President: Dr. John R. Brazil  
Athletic Director: Ron Ferguson  
Office Phone: 309-677-2670  
Sports Information Director: Joe Dalfonso  
Office Phone: 309-677-2624  
Home Phone: 309-673-5248  
Associate SID: Bo Ryan  
FAX: 309-677-2626  
Radio: WMBD-1470  
Television: WEEK-TV

Head Coach: Jim Molinari  
Alma Mater/Year: Illinois Wesleyan/1977  
Record at Bradley/Years: 41-47/3  
Career Record/Years: 83-64/5  
Basketball Office Phone: 309-677-2668  
Best Time to Call: Mornings  
Assistant Coaches/Alma Mater/Year: Rob Judson/Illinois/1980, Pat Donahue/Elmhurst/1988, Duane Broussard/Bradley/1993

1993-94 Overall Record: 23-8  
Series Record: Bradley leads 5-2  
First Meeting: 1970-71, BU 117-71  
Last Meeting: 1993-94, BU 68-54

## STARTERS RETURNING:

Deon Jackson	F	6-6	220	Jr.	14.3 ppg	5.1 rpg	Dayton, OH
Chad Kleine	F/C	6-8	225	Jr.	7.8 ppg	3.8 rpg	Fortville, IN
Anthony Parker	G	6-5	185	So.	11.1 ppg	4.4 rpg	Naperville, IL
Billy Wright	G	5-10	170	Jr.	9.8 ppg	4.8 apg	Richmond, IN

## OTHER LETTERMEN RETURNING:

James Baptist	C	7-1	240	So.	1.4 ppg	1.3 rpg	Chicago, IL
Kerry Burrell	G	6-3	175	So.	0.9 ppg	0.8 rpg	Chicago, IL
Dwayne Funches	F	6-5	227	Jr.	4.1 ppg	2.4 rpg	Chicago, IL
David Winslow	C	6-8	230	Sr.	3.5 ppg	2.2 rpg	Atlanta, GA
Aaron Zobrist	G	6-1	165	So.	3.3 ppg	1.0 rpg	Metamora, IL

## NEWCOMERS:

Adebayo Akinkunle	F	6-8	200	Fr			Chicago, IL (Morgan Park)
Ben Coupet	F/C	6-11	205	So.			Chicago, IL (Simeon)
Mbaukwu							
Nwaogwugwu	F	6-4	190	Jr.			Chicago, IL (Agricultural Science/Olive Harvey)

## 1994-95 SCHEDULE

Nov. 22	TBA (Exhib.)
Nov. 26	Oregon State
Nov. 27	at St. Louis
Dec. 3	at Western Illinois
Dec. 6	DePaul
Dec. 17	Florida Atlantic
Dec. 20-21	at New Orleans Classic
Dec. 28	at Mississippi
Dec. 31	at Northern Iowa
Jan. 4	at Southern Illinois
Jan. 7	Indiana State
Jan. 11	Drake
Jan. 14	at Indiana State
Jan. 16	at Evansville
Jan. 19	Wichita State
Jan. 21	Tulsa
Jan. 25	Illinois State
Jan. 28	at Wichita State
Jan. 31	at Drake
Feb. 4	Southwest Missouri State
Feb. 6	Evansville
Feb. 12	at Illinois State
Feb. 16	at Creighton
Feb. 18	Northern Iowa
Feb. 20	Southern Illinois
Feb. 25	at Tulsa
Mar. 4-6	at Diet Pepsi Missouri Valley Tournament

## 1993-94 RESULTS (23-8)

71	Maine	60
81	Illinois Wesleyan	63
76	at Chicago State	60
64	at DePaul	81
42	at Oregon State	54
71	Florida Atlantic	46
71	at Drake	63
70	Ole Miss	58
78	at Tulsa	77
61	at Wichita State	58
76	Indiana State	68
66	at Southern Illinois	72
81	OT Illinois State	79
70	Southwest Missouri	57
93	2OT Drake	91
68	Southern Illinois	62
57	at Illinois State	68
69	Tulsa	64
72	at Northern Iowa	92
75	at Indiana State	52
79	Creighton	65
70	Wichita State	61
45	at Southwest Missouri	75
78	Loyola-Chicago	55
68	Northern Iowa	54
70	at Creighton	49
52	(n)Wichita State	44
59	(n)Southern Illinois	72
66	Murray State	58
79	Old Dominion	75
62	at Siena	75

# Creighton



Wednesday, January 11, 1995 — Omaha Civic Auditorium  
Monday, February 13, 1995 — UNI-Dome

Location: Omaha, NE 68178  
Enrollment: 6,341  
Nickname: Bluejays  
Colors: Blue and White  
Conference: Missouri Valley (3-15/T9th)  
Home Court/Capacity: Omaha Civic Auditorium/9,481  
Press Row Phone: 402-444-4705  
President: Rev. Michael G. Morrison, S.J.  
Athletic Director: Bruce Rasmussen  
Office Phone: 402-280-2720  
Sports Information Director: Kevin Sarver  
Office Phone: 402-280-2488  
Home Phone: 402-895-9496  
FAX: 402-280-2495  
Radio: KKAR (1290 AM)

Head Coach: Dana Altman  
Alma Mater/Year: Eastern New Mexico/1980  
Record at Creighton/Years: 0-0/1st  
Career Record/Years: 83-67/5  
Basketball Office Phone: 402-280-1795  
Best Time to Call: 9-11 a.m.  
Assistant Coaches/Alma Mater/Year: Greg Gensing/Southwest Texas State/1979, Len Gordy/Arizona/1977, Kevin McKenna/Creighton/1993

1993-94 Overall Record: 7-22  
1993-94 Post-Season: None  
Series Record: UNI leads 4-3  
First Meeting: 1917-18, CU 35-15  
Last Meeting: 1993-94, UNI 78-60

## STARTERS RETURNING:

Nate King	F/C	6-8	260	Sr.	15.7 ppg	9.0 rpg	Chicago, IL
Troy Wharton	G	5-11	160	So.	6.8 ppg	1.4 rpg	New Orleans, LA

## OTHER LETTERMEN RETURNING:

Jason Bey	G	6-2	170	Sr.	1.5 ppg	2.6 rpg	Chicago, IL
Randall Crutcher	F	6-7	205	So.	3.4 ppg	2.9 rpg	Bolingbrook, IL
Donald Davenport	F	6-5	190	Sr.	3.4 ppg	2.6 rpg	McComb, MS

## NEWCOMERS:

Tad Ackerman	G	6-3	195	Jr.			Mt. Carmel, IL (Mt. Carmel/Wabash Valley)
Adrian Grinnon	S	6-4	210	Jr.			Grand Prairie, TX (S. Grand Prairie/Central JC)
Marcus Lockett	G	5-11	160	Jr.			Tuscaloosa, AL (Central/Three Rivers)
Adam Reid	F	6-8	205	Fr.			Solon, IA (Solon (Clear Creek-Amana)
Jermond Remmer	G	6-3	195	Fr.			Olympia Fields, IL (Rich Central)
Jimmy Sexton	G	6-3	185	Fr.			Chicago, IL (Brother Rice)
Joel Templeman	F/C	6-9	200	Fr.			Urbandale, IA (Urbandale)

## 1994-95 SCHEDULE

Nov. 15	Angola Nationals (Exhib.)
Nov. 21	Fort Hood (Exhib.)
Nov. 26	at Oral Roberts
Dec. 3	Southern Methodist
Dec. 7	at Nebraska
Dec. 10	at St. Louis
Dec. 17	Missouri-Kansas City
Dec. 19	Bethune-Cookman
Dec. 23	at Marquette
Dec. 31	at Tulsa
Jan. 5	at Indiana State
Jan. 7	at Illinois State
Jan. 11	Northern Iowa
Jan. 14	Illinois State
Jan. 18	Iowa State
Jan. 21	Southwest Missouri State
Jan. 23	at Drake
Jan. 28	Tulsa
Feb. 2	Drake
Feb. 4	at Evansville
Feb. 6	Indiana State
Feb. 9	at Southern Illinois
Feb. 13	at Northern Iowa
Feb. 16	Bradley
Feb. 18	Evansville
Feb. 23	at Wichita State
Feb. 25	at Southwest Missouri State
Feb. 27	Southern Illinois
Mar. 4-6	at Diet Pepsi Missouri Valley Tournament

## 1993-94 RESULTS (7-22)

57	at Missouri-Kansas City	82
63	at Iowa State	107
83	Nebraska-Omaha	66
71	St. Louis	78
53	Nebraska	67
58	at Montana	67
74	Florida A&M	70
56	(n)LaSalle	66
76	at Hawaii-Hilo	83
81	(n)Texas-Arlington	63
63	Northern Iowa	64
69	OT at Indiana State	75
81	Oral Roberts	68
69	Tulsa	75
67	Southern Illinois	81
64	at Drake	77
60	at Northern Iowa	78
66	at Wichita State	82
82	Southwest Missouri	66
64	at Southern Illinois	97
64	Indiana State	52
56	Wichita State	55
75	OT Drake	81
88	OT Illinois State	92
65	at Bradley	79
54	at Illinois State	67
38	at Southwest Missouri	71
62	OT at Tulsa	72
49	Bradley	70



# Drake University



Sunday, January 8, 1995 — UNI-Dome  
Saturday, February 25, 1995 — Knapp Center

Location: Des Moines, IA 50311  
Enrollment: 3,500  
Nickname: Bulldogs  
Colors: Blue and White  
Conference: Missouri Valley (6-12/7th)  
Home Court/Capacity: Knapp Center/7,002  
President: Dr. Michael Ferrari  
Athletic Director: Lynn King  
Office Phone: 515-271-2889  
Sports Information Director: Mike Mahon  
Office Phone: 515-271-3012  
Home Phone: 515-223-4812  
FAX: 515-271-3015  
Radio: KDMI

Head Coach: Rudy Washington  
Alma Mater/Year: Redlands/1983  
Record at Drake/Years: 39-72/4  
Career Record/Years: Same  
Basketball Office Phone: 515-271-3894  
Best Time to Call: 10 a.m.-12 Noon  
Assistant Coaches/Alma Mater/Year: Denny Downing/Northwestern Oklahoma State/1987, Thom McDermott/Iowa State/1988

1993-94 Overall Record: 11-16  
Series Record: UNI leads 11-10  
First Meeting: 1907-08, UNI 53-27  
Last Meeting: 1993-94, UNI 102-79

## STARTERS RETURNING:

Lynrick Rogers	G	6-1	162	So.	9.7 ppg	1.9 rpg	Dawson, GA
Aleksandar Surla	G	6-2	180	Sr.	4.0 ppg	1.9 rpg	Novi Sad, Serbia

## OTHER LETTERMEN RETURNING:

Shawn Caracoza	G	6-0	172	So.	1.2 ppg	0.6 rpg	Lakewood, CA
Josh Donner	F	6-8	225	So.	1.6 ppg	1.3 rpg	Oshkosh, WI
Marvin King	C	6-7	212	Sr.	1.9 ppg	2.8 rpg	Missouri City, TX
Dan Knuckey	G	6-1	185	Jr.	3.0 ppg	2.4 rpg	Rock Island, IL
Bruce Overton	F	6-8	205	Jr.	5.4 ppg	3.0 rpg	Indianola, IA
Rudy Washington	G	6-3	193	Jr.	5.2 ppg	1.6 rpg	Los Angeles, CA

## NEWCOMERS:

Kevin Bennett	F	6-6	190	So.			Houston, TX (Klein Forest/Ranger JC)
Ken Macey	C	6-8	225	Jr.			Bellflower, CA (Dominguez Hills/Compton)
Andy Pawlowski	C	6-9	231	Fr.			Springfield, MO (Glendale)
Donta Randle	G	5-9	155	Fr.			Houston, TX (Milby)
B.J. Windhorst	F	6-4	195	Jr.			Clarinda, IA (Clarinda/Iowa Western)

## 1994-95 SCHEDULE

Nov. 29	at Iowa	85
Dec. 3	at Toledo	86
Dec. 6	at Iowa State	90
Dec. 10	Texas-San Antonio	67
Dec. 17	Tulsa	54
Dec. 23	Loyola	63
Dec. 29	San Diego	73
Jan. 2	at Tulane	65
Jan. 6	Houston	84
Jan. 8	at Northern Iowa	80
Jan. 11	at Bradley	76
Jan. 15	Wichita State	98
Jan. 18	at Southwest Missouri State	76
Jan. 23	Creighton	77
Jan. 26	at Southern Illinois	79
Jan. 28	at Indiana State	91
Jan. 31	Bradley	80
Feb. 2	at Creighton	79
Feb. 4	Southern Illinois	74
Feb. 9	at Tulsa	81
Feb. 11	at Wichita State	79
Feb. 15	Illinois State	63
Feb. 18	Southwest Missouri State	71
Feb. 20	Evansville	66
Feb. 25	Northern Iowa	52
Feb. 27	at Illinois State	109
Mar. 4-6	at Diet Pepsi Missouri Valley Tournament	82

## 1993-94 RESULTS (11-16)

85	Simpson	60
86	at Iowa	90
90	OT Toledo	87
67	Iowa State	83
54	at Northern Iowa	71
63	Bradley	71
73	OT(n) Detroit Mercy	72
65	at Florida A&M	53
84	at Houston	76
80	at San Diego	96
76	Southern Illinois	86
98	at Tulsa	115
76	Southwest Missouri	63
77	Creighton	64
79	at Illinois State	89
91	2OT at Bradley	93
80	Tulsa	99
79	OT at Wichita State	83
74	Indiana State	70
81	OT at Creighton	75
79	Northern Iowa	102
63	at Indiana State	62
71	at Southern Illinois	73
66	Illinois State	72
52	at Southwest Missouri	62
109	Wichita State	67
82	(n) Tulsa	91

# Evansville



Saturday, January 21, 1995 — Roberts Stadium

Location: Evansville, IN 47722  
Enrollment: 2,400  
Nickname: Aces  
Colors: Purple and White  
Conference: Missouri Valley (1st Year)  
Home Court/Capacity: Roberts Stadium/12,300  
Press Row Phone: 812-477-7520  
President: Dr. James Vinson  
Athletic Director: James Byers  
Office: 812-479-2769  
Sports Information Director: Bob Boxell  
Office: 812-479-2350  
Home: 812-925-7592  
FAX: 812-479-2199  
Radio: WBKR  
Head Coach: Jim Crews

Alma Mater/Year: Indiana/1976  
Record at UE/Years: 169-98/9  
Career Record/Years: Same  
Basketball Office Phone: 812-479-2762  
Best Time to Call: Mornings  
Assistant Coaches/Alma Mater/Year: Steve Bennett/Eastern Illinois/1976, Kirk Sarff/Millikin/1984, Marty Simmons/Evansville/1987

1993-94 Overall Record: 21-11  
1993-94 Post-Season: 76-63 loss to Tulane in NIT  
Series Record: UE leads 3-0  
First Meeting: 1963-64, UE 82-67  
Last Meeting: 1987-88, UE 88-73

## STARTERS RETURNING:

Andy Elkins	F	6-7	220	Sr.	21.8 ppg	8.3 rpg	Evansville, IN
Reed Jackson	F	6-5	215	Sr.	13.5 ppg	7.9 rpg	Norris City, IL
Scott Sparks	C	7-0	220	Jr.	5.8 ppg	3.3 rpg	Vincennes, IN

## OTHER LETTERMEN RETURNING:

Matt Hopson	G	6-0	165	So.	0.3 ppg	0.3 rpg	Junction, IL
Brent Kell	G	6-0	185	Jr.	11.9 ppg	2.0 rpg	Evansville, IN
Jeff Layden	C	6-9	220	So.	4.6 ppg	3.7 rpg	Indianapolis, IN
Chris Quinn	F	6-5	205	So.	4.3 ppg	2.1 rpg	South Bend, IN

## NEWCOMERS:

Curt Begle	F	6-8	210	Fr.			Ferdinand, IN (Forest Park)
Brian Jackson	G	6-1	192	Jr.			Wichita, KS (Butler County CC)
Darick Loving	G	6-3	170	Fr.			Streamwood, IL (Streamwood)
Toby Madison	G	6-3	185	Fr.			Washington, IN (Washington Catholic)
Emi Morales	F	6-8	218	Fr.			Tomelloso, Spain (South Spencer, IN)
Eyal Sayar	F	6-8	256	So.			Rehovot, Israel (Amos De Shalit)

## 1994-95 SCHEDULE

Nov. 17	Cook AAU (Exhib.)	76
Nov. 19	Exhibition	65
Nov. 27	at Western Michigan	69
Dec. 3	at Indiana	63
Dec. 10	Illinois State	77
Dec. 14	South Alabama	75
Dec. 17	Campbell	86
Dec. 20	at Wichita State	67
Dec. 23	at South Alabama	81
Dec. 31	Tennessee-Martin	62
Jan. 3	New Hampshire	63
Jan. 7	Southwest Missouri State	89
Jan. 11	at Indiana State	71
Jan. 14	at Tulsa	88
Jan. 16	Bradley	92
Jan. 21	Northern Iowa	68
Jan. 23	Southern Illinois	91
Jan. 26	Indiana State	87
Jan. 30	at Southwest Missouri State	95
Feb. 4	Creighton	96
Feb. 6	at Bradley	88
Feb. 8	at Illinois State	91
Feb. 11	Tulsa	63
Feb. 16	Bethune-Cookman	70
Feb. 18	at Creighton	71
Feb. 20	at Drake	75
Feb. 25	at Southern Illinois	95
Feb. 27	Wichita State	66
Mar. 4-6	at Diet Pepsi Missouri Valley Tournament	75

## 1993-94 RESULTS (21-11)

76	at Southeast Missouri	60
65	Austin Peay State	54
69	Southern Illinois	74
63	Western Michigan	65
77	Valparaiso	69
75	Indiana State	56
86	Kent State	53
67	at Illinois State	73
81	(n) Clemson	80
62	at Hawaii	67
63	(n) Florida	66
89	Coastal Carolina	56
71	at Indiana State	47
88	Walsh	56
92	OT at LaSalle	81
68	at Detroit Mercy	80
91	Xavier	61
87	at Tennessee-Martin	69
95	2OT Butler	93
96	at Chicago State	79
88	Virginia Commonwealth	73
91	Detroit Mercy	86
63	LaSalle	65
70	Loyola	63
71	at Loyola	57
75	at Butler	77
95	Missouri-St. Louis	57
66	at Xavier	73
75	Tennessee-Martin	56
68	at Butler	66
65	(n) Detroit Mercy	70
63	Tulane	76



# Hawaii at Hilo

Friday-Sunday, November 25-27, 1994 — Afook-Chinen Civic Auditorium



Location: Hilo, HI 96720-4091  
Enrollment: 2,991  
Nickname: Vukans  
Colors: Red, White and Blue  
Conference: Pacific West, Hawaii Intercollegiate Athletic (5-4/2nd)  
Home Court/Capacity: Hawaii-Hilo Gymnasium/1,000  
Press Row Phone: 808-961-6543  
Chancellor: Dr. Kenneth Perrin  
Athletic Director: Bill Trumbo  
Office: 808-933-3621  
Sports Information Director: Kelly Leong  
Office: 808-933-3543  
Home: 808-935-4607  
FAX: 808-933-3711  
Radio: KPUA-670 AM

Head Coach: Bob Wilson  
Alma Mater/Year: Wyoming/1969  
Record at UHH: 140-120/9  
Career Record: 328-274/20  
Basketball Office Phone: 808-933-3701  
Best Time to Call: Mornings  
Assistant Coach/Alma Mater/Year: Tim Lovejoy/Phillips/1985  
1993-94 Overall Record: 17-12  
1993-94 Post-Season: Defeated Brigham Young-Hawaii 93-80 and lost to Hawaii-Pacific 88-73 in the NAIA Farwest Region II Playoffs, lost 91-83 to Belmont College in the NAIA National Championship  
Series Record: First Meeting

## STARTERS RETURNING:

None

## OTHER LETTERMEN RETURNING:

Deshaun Hall	F	6-7	190	Sr.	5.1 ppg	2.1 rpg	Cleveland, OH
Paul Lee	G	6-0	180	Sr.	3.9 ppg	1.4 rpg	Hilo, HI

## NEWCOMERS:

Jayme Carvalho	G	6-0	180	So.			Honoka'a, HI (Honoka'a)
Andre Craig	G	6-0	170	Jr.			Cleveland, OH (Saddleback JC)
Brent Eberhard	F	6-6	215	Jr.			Fort Collins, CO (Eastern Wyoming)
Jason Granger	F	6-7	225	Jr.			Vancouver, WA (Clark CC)
Eric Lee	F	6-7	250	Jr.			Auburn, AL (Green River CC)
Marcus Owen	G	6-3	190	Jr.			Milwaukee, WI (Iowa Lakes CC)
Bobby Pate	F	6-5	195	Jr.			Des Moines, IA (North Iowa Area CC)
Marcus Rogers	G	6-1	175	Jr.			Long Beach, CA (Long Beach CC)
Jason Schlenski	F	6-9	240	Jr.			Mesa, UT (Mesa JC)
Eric White	G	6-1	165	Jr.			Philadelphia, PA (Allan Hancock)

## 1994-95 SCHEDULE

Nov. 14	Victorian All-Stars (Exhib.)
Nov. 21	Morningside
Nov. 25-27	Big Island Invitational
Dec. 2-3	Hawaii Intercollegiate Tournament
Dec. 29	Simon Frazer
Jan. 2	Lewis and Clark
Jan. 5	Eastern Montana
Jan. 7	Seattle Pacific
Jan. 11	Brigham Young-Hawaii
Jan. 14	at Chaminade
Jan. 19	at Alaska-Anchorage
Jan. 21	at Alaska-Fairbanks
Jan. 23	at Western New Mexico
Jan. 28	Hawaii Pacific
Jan. 30	at College of Notre Dame
Feb. 2	at Eastern Montana
Feb. 4	at Seattle Pacific
Feb. 7	at Hawaii Pacific
Feb. 11	Chaminade
Feb. 16	Western New Mexico
Feb. 18	Alaska-Anchorage
Feb. 20	Alaska-Fairbanks
Feb. 25	at Brigham Young-Hawaii

## 1993-94 RESULTS (17-12)

89	California State-Stanislaus	66
73	Washburn	68
79	(n)Hawaii Pacific	88
88	(n)Chaminade	64
92	Azusa Pacific	73
80	Tennessee Tech	84
83	Creighton	76
72	Chaminade	70
97	(n)Metropolitan State-Denver	76
63	(n)California State-San Bernardino	61
78	at Eastern Montana	81
86	at Grand Canyon	92
78	Chaminade	75
93	OTat Brigham Young-Hawaii	96
71	Seattle Pacific	63
82	Alaska-Anchorage	91
98	Alaska-Fairbanks	93
80	at Hawaii Pacific	96
95	Eastern Montana	80
82	Grand Canyon	73
96	Brigham Young-Hawaii	56
119	at Chaminade	85
78	at Seattle Pacific	85
79	at Alaska-Anchorage	95
101	at Alaska-Fairbanks	109
88	Hawaii Pacific	80
93	(n)Brigham Young-Hawaii	80
73	at Hawaii Pacific	88
83	(n)Belmont College	91

# Illinois State

Friday-Sunday, November 25-27, 1994 — Afook-Chinen Civic Auditorium  
Monday, January 16, 1995 — UNI-Dome  
Monday, February 20, 1995 — Redbird Arena



Location: Normal, IL 61790  
Enrollment: 21,000  
Nickname: Redbirds  
Colors: Red and White  
Conference: Missouri Valley (12-6/4th)  
Home Court/Capacity: Redbird Arena/10,600  
Press Row Phone: 309-438-5950/8217  
President: Dr. Thomas Wallace  
Athletic Director: Rick Greenspan  
Office: 309-438-3636  
Sports Information Director: Kenny Mossman  
Office: 309-438-3825  
Home: 309-888-4023  
FAX: 309-438-5634  
Radio: WJBC

Head Coach: Kevin Stallings  
Alma Mater/Year: Purdue/1982  
Record at Illinois State/Years: 16-11/1  
Career Record/Years: Same  
Basketball Office Phone: 309-438-8681  
Best Time to Call: 10 a.m.-12 Noon  
Assistant Coaches/Alma Mater/Year: Tom Richardson/St. Xavier/1977, Jeff Wulbrun/Cal State-Fullerton/1983, King Rice/North Carolina/1992

1993-94 Overall Record: 69-11  
Series Record: Illinois State leads 17-3  
First Meeting: 1959-60, ISU 87-74  
Last Meeting: 1993-94, UNI 84-70

## STARTERS RETURNING:

David Cason	G	6-0	160	Sr.	6.1 ppg	3.3 rpg	Baltimore, MD
-------------	---	-----	-----	-----	---------	---------	---------------

## OTHER LETTERMEN RETURNING:

Chad Altadonna	G	6-3	188	Sr.	5.7 ppg	1.3 rpg	Centralia, IL
Antonio Cooper	G	5-9	170	Jr.	2.3 ppg	0.3 rpg	Phoenix, IL
Brian Kern	C	6-9	235	Sr.	3.2 ppg	2.0 rpg	Vandalia, IL

## NEWCOMERS:

Marcus Franklin	F	6-7	210	So.			Venice, IL (Venice/Hutchinson CC)
Rob Gibbons	C	6-10	250	Fr.			Rockaway, NJ (Morris Catholic)
Kevin Luncford	F/G	6-4	220	Jr.			Columbus, OH (McKinley/Northeast Oklahoma A&M)
Dan Muller	F	6-6	205	Fr.			Lafayette, IN (Central Catholic)
Kenneth Pierson	F	6-7	180	Fr.			Conroe, TX (Oak Ridge)
Jamar Smiley	G	5-11	165	Fr.			Brookville, NY (Long Island Lutheran)
Maurice Trotter	G	6-4	185	Jr.			Lawrence, KS (Lawrence/Highland CC)
Kenny Wright	F	6-5	235	Jr.			Indianapolis, IN (North Central/Indian Hills)

## 1994-95 SCHEDULE

Nov. 25-27	at Big Island Invitational
Dec. 3	Wisconsin-Green Bay
Dec. 6	North Carolina-Wilmington
Dec. 10	at Evansville
Dec. 18	Virginia Commonwealth
Dec. 22	at Santa Clara
Dec. 28	St. Mary's
Dec. 31	Northwestern
Jan. 3	at Depaul
Jan. 7	Creighton
Jan. 11	at East Carolina
Jan. 14	at Creighton
Jan. 16	at Northern Iowa
Jan. 19	Tulsa
Jan. 21	Wichita State
Jan. 25	at Bradley
Jan. 28	at Southern Illinois
Jan. 30	Indiana State
Feb. 2	at Southwest Missouri State
Feb. 4	at Wichita State
Feb. 8	Evansville
Feb. 12	Bradley
Feb. 15	at Drake
Feb. 18	Southern Illinois
Feb. 20	Northern Iowa
Feb. 23	at Indiana State
Feb. 27	Drake
Mar. 4-6	at Diet Pepsi Missouri Valley Tournament

## 1993-94 RESULTS (16-11)

78	at Northwestern	86
77	Dayton	62
52	at Butler	80
72	at DePaul	74
74	Northern Iowa	61
73	Evansville	67
89	(n)Bucknell	76
75	at Vanderbilt	92
76	Colorado	63
64	at Southern Illinois	67
72	at Southwest Missouri	57
78	at Indiana State	52
79	OTat Bradley	81
89	Drake	79
68	at Tulsa	83
85	20Tat Wichita State	87
68	Bradley	57
79	at Northern Iowa	82
61	Tulsa	56
62	Southwest Missouri	60
92	OTat Creighton	88
78	Wichita State	47
67	Creighton	54
70	at Indiana State	55
72	at Drake	66
73	Southern Illinois	84
70	(n)Northern Iowa	74



# Indiana State



Thursday, January 19, 1995 — Hulman Center  
Saturday, February 4, 1995 — UNI-Dome

Location: Terre Haute, IN 47809  
Enrollment: 12,171  
Nickname: Sycamores  
Colors: Royal Blue and White  
Conference: Missouri Valley (3-15/T9th)  
Home Court/Capacity: Hulman Center/10,200  
Press Row Phone: 812-237-7656  
President: Dr. John W. Moore  
Athletic Director: Brian Faison  
Office Phone: 812-237-4072  
Sports Information Director: Eric Ruden  
Office Phone: 812-237-4160  
Home Phone: 812-299-0233  
Assistant SID: Tom James  
FAX: 812-237-4157  
Radio: Sycamore Radio Network

Head Coach: Sherman Dillard  
Alma Mater/Year: James Madison/1978  
Record at Indiana State/Years: 0-0  
Career Record/Years: Same  
Basketball Office Phone: 812-237-4002  
Best Time to Call: Call SID  
Assistant Coaches/Alma Mater/Year: Doc Conroy/Wheeling Jesuit/1986, Chris Theobald, Southwest State/1986

1993-94 Overall Record: 4-22  
Series Record: Indiana State leads 4-2  
First Meeting: 1991-92, ISU 65-54  
Last Meeting: 1993-94, ISU 82-73

## STARTERS RETURNING:

Matt Burgess	F	6-5	215	Sr.	10.4 ppg	4.3 rpg	Switz City, IN
Mario Clark	G	6-1	185	Sr.	12.0 ppg	4.0 rpg	Aurora, IL
Jim Cruse	F	6-4	205	Sr.	7.4 ppg	4.7 rpg	Terre Haute, IN
Mike Harris	F	6-5	195	Jr.	6.9 ppg	3.3 rpg	Jeffersonville, IN
Corey Johnson	G	6-0	170	So.	6.6 ppg	2.2 rpg	Griffin, GA

## OTHER LETTERMEN RETURNING:

Cory DeGroot	G	6-5	205	Jr.	3.5 ppg	1.7 rpg	West Terre Haute, IN
Josh Hallatt	C	6-11	225	So.	2.8 ppg	2.0 rpg	Switz City, IN
Nick Hargrove	G	6-0	165	So.	2.3 ppg	1.3 rpg	Macon, GA
Denny Hinson	F	6-6	225	Sr.	6.1 ppg	3.2 rpg	DeLand, FL
Mike Jovanovich	G/F	6-5	200	Sr.	7.0 ppg	2.3 rpg	Griffith, IN

## NEWCOMERS:

Terrance Cunningham	C	6-9	245	Jr.			Albuquerque, NM (Albuquerque/Mt. San Antonio JC)
Derrick Stroud	F	6-7	190	Fr.			Griffin, GA (Griffin)
Jayson Wells	F	6-6	190	Fr.			Cleveland, OH (Central Catholic)

## 1994-95 SCHEDULE

Nov. 8	Team Pella AAU (Exhib.)
Nov. 15	Croatian Nationals (Exhib.)
Dec. 1	Eckerd
Dec. 3	Butler
Dec. 6	Oral Roberts
Dec. 10	Mercer
Dec. 17	at Southwest Missouri State
Dec. 19	Campbell
Dec. 22	at Ball State
Dec. 30-31	at Wisconsin-Green Bay Tournament
Jan. 5	Creighton
Jan. 7	at Bradley
Jan. 11	Evansville
Jan. 14	Bradley
Jan. 19	Northern Iowa
Jan. 21	at Southern Illinois
Jan. 26	at Evansville
Jan. 28	Drake
Jan. 30	at Illinois State
Feb. 4	at Northern Iowa
Feb. 6	at Creighton
Feb. 11	Southern Illinois
Feb. 16	at Wichita State
Feb. 18	at Tulsa
Feb. 23	Illinois State
Feb. 25	Wichita State
Feb. 27	Southwest Missouri State
Mar. 4-6	at Diet Pepsi Missouri Valley Tournament

## 1993-94 RESULTS (4-22)

76	at Eastern Illinois.....	81
52	(n)Western Michigan.....	67
64	(n)James Madison.....	80
52	at Butler.....	73
56	at Evansville.....	75
73	at Oral Roberts.....	83
83	OTBall State.....	81
50	at Southwest Missouri.....	66
47	Evansville.....	71
75	OTCreighton.....	69
68	at Bradley.....	76
52	at Illinois State.....	78
87	Wichita State.....	73
57	Tulsa.....	87
69	Southern Illinois.....	72
71	at Northern Iowa.....	84
55	Southwest Missouri.....	65
52	at Creighton.....	64
70	at Drake.....	74
69	at Southern Illinois.....	89
52	Bradley.....	75
82	Northern Iowa.....	73
55	Illinois State.....	70
54	at Wichita State.....	66
56	at Tulsa.....	79

# Iowa



Wednesday, December 7, 1994 — Carver-Hawkeye Arena

Location: Iowa City, IA 52242  
Enrollment: 28,000  
Nickname: Hawkeyes  
Colors: Old Gold and Black  
Conference: Big Ten (5-13/T10th)  
Home Court/Capacity: Carver-Hawkeye Arena/15,500  
Press Row Phone: 319-335-7284  
President: Hunter Rawlings  
Athletic Director: Robert Bowlsby  
Office Phone: 319-335-9435  
Sports Information Director: Phil Haddy  
Office Phone: 319-335-9411  
Assistant SID/Basketball Contact: Steve Roe  
Home Phone: 319-339-0980  
FAX: 319-335-9417  
Radio: WHO Net, WMT Net, KHAK Net

Television: Iowa/Raycom Network

Head Coach: Tom Davis  
Alma Mater/Year: Wisconsin-Platteville/1960  
Record at Iowa/Years: 163-88/8  
Career Record/Years: 437-238/23  
Basketball Office Phone: 319-335-9444  
Best Time to Call: Tuesday mornings  
Assistant Coaches/Alma Mater/Year: Gary Close/Arizona State/1978, Rich Walker/Bowling Green State/1971, Frank DiLeo/Lafayette/1975

1993-94 Overall Record: 11-16  
Series Record: Iowa leads 22-2  
First Meeting: 1907-08, Iowa 33-29  
Last Meeting: 1993-94, Iowa 81-76

## RETURNING STARTERS:

Jim Bartels	G	6-6	175	Sr.	11.5 ppg	5.5 rpg	Freedom, WI
Mon'ter Gasper	G	6-2	175	Jr.	4.8 ppg	2.8 rpg	Albion, MI
Kenyon Murray	F	6-5	190	Jr.	12.3 ppg	5.8 rpg	Battle Creek, MI
Jess Settles	F	6-7	220	So.	15.3 ppg	7.5 rpg	Winfield, IA

## OTHER LETTERMEN RETURNING:

John Carter	F/C	6-9	230	Sr.	2.5 ppg	2.1 rpg	Oklahoma City, OK
Chris Kingsbury	G	6-5	215	So.	8.2 ppg	2.5 rpg	Hamilton, OH
Kevin Skillett	G	6-3	180	Sr.	2.0 ppg	1.7 rpg	Silvis, IL

## NEWCOMERS:

Ryan Bowen	F	6-9	200	Fr.			Ft. Madison, IA (Ft. Madison)
James Head	F	6-7	215	Fr.			Canton, MI (Plymouth Salem)
Greg Helmers	C	6-10	220	Fr.			Palmer, IA (Pomeroy-Palmer)
Kent McCausland	G	6-3	180	Fr.			Waterloo, IA (West)
Andre Woolridge	G	6-1	190	So.			Omaha, NE (Benson)

## 1994-95 SCHEDULE

Nov. 12	Norwest Bank Black & Gold Blowout
Nov. 16	Croatian Select Team at Des Moines, IA
Nov. 20	Marathon Oil (Exhib.) at Moline, IL
Nov. 25	Morgan State
Nov. 29	at Drake
Dec. 2-3	Hawkeye Invitational
Dec. 7	Northern Iowa
Dec. 10	Iowa State
Dec. 17	Long Island
Dec. 20	Western Carolina
Dec. 23	at Brigham Young-Hawaii
Dec. 27-30	Rainbow Classic at Honolulu, HI
Jan. 4	Indiana
Jan. 7	at Michigan State
Jan. 11	at Michigan
Jan. 14	Purdue
Jan. 21	Wisconsin
Jan. 25	at Ohio State
Jan. 28	Minnesota
Feb. 1	Illinois
Feb. 4	at Penn State
Feb. 9	Northwestern
Feb. 11	at Illinois
Feb. 15	at Minnesota
Feb. 18	Ohio State
Feb. 22	at Wisconsin
Mar. 1	at Purdue
Mar. 5	Michigan
Mar. 8	Michigan State
Mar. 12	at Indiana

## 1993-94 RESULTS (11-16)

90	Drake.....	86
104	Lehigh.....	77
101	Long Beach State.....	79
81	at Northern Iowa.....	76
79	at Iowa State.....	86
104	Dartmouth.....	65
76	Duke.....	79
78	at Cal-Irvine.....	86
91	Eastern Illinois.....	52
68	at Ohio State.....	72
70	Michigan.....	71
75	Indiana.....	89
90	at Illinois.....	105
81	Penn State.....	70
86	at Northwestern.....	76
84	at Michigan State.....	88
92	Minnesota.....	87
78	Purdue.....	87
91	at Indiana.....	93
76	at Michigan.....	89
83	Illinois.....	69
80	at Penn State.....	89
74	Northwestern.....	80
72	Michigan State.....	80
96	30Tat Minnesota.....	107
71	at Wisconsin.....	95
83	Ohio State.....	74



# Iowa State



Wednesday, January 25, 1995 — UNI-Dome

Location: Ames, IA 50011  
Enrollment: 24,589  
Nickname: Cyclones  
Colors: Cardinal and Gold  
Conference: Big Eight (4-10/16th))  
Home Court/Capacity: James H. Hilton Coliseum/14,020  
Press Row Phone: 515-294-6178  
President: Dr. Martin Jischke  
Athletic Director: Gene Smith  
Office Phone: 515-294-3662  
Sports Information Director: Tom Kroeschell  
Office Phone: 515-294-3372  
Assistant SID/Basketball Contact: Beth Haag  
Home Phone: 515-296-2102  
FAX: 515-294-0558  
Radio: Cyclone Radio Network  
Television: Cyclone Television Network

Head Coach: Tim Floyd  
Alma Mater/Year: Louisiana Tech/1977  
Record at Iowa State/Years: 0-0  
Career Record/Years: 162-83/8  
Basketball Office Phone: 515-294-8232  
Best Time to Call: Mornings  
Assistant Coaches/Alma Mater/Year: James Green/Mississippi/1983, Gar Forman/Utah State/1982, Terry Reed/Henderson State/1973

1993-94 Overall Record: 14-13  
1993-94 Post-Season: Lost 77-67 to Oklahoma in first round of Big Eight Tournament  
Series Record: Iowa State leads 27-4  
First Game: 1916-17, ISU 22-15  
Last Game: 1993-94, ISU 79-66

## STARTERS RETURNING:

Derrick Hayes	G	6-4	200	So.	7.3 ppg	2.3 rpg	Detroit, MI
Fred Hoiberg	F/G	6-4	203	Sr.	20.2 ppg	6.7 rpg	Ames, IA
Jacy Holloway	G	6-0	152	So.	2.2 ppg	1.3 rpg	McPherson, KS
Jason Kimbrough	G	6-0	170	So.	3.7 ppg	1.1 rpg	Detroit, MI
Loren Meyer	C	6-10	257	Sr.	22.3 ppg	9.5 rpg	Ruthven, IA
Julius Michalik	F	6-10	216	Sr.	20.0 ppg	5.7 rpg	Prievidza, Slovakia

## OTHER LETTERMEN RETURNING:

Ha-Keem Abdel-Khalik	G	6-4	191	So.	0.0 ppg	0.0 rpg	Kansas City, KS
Hurl Beechum	G/F	6-5	214	Sr.	6.7 ppg	2.3 rpg	Des Moines, IA
James Hamilton	F	6-7	197	Sr.	3.9 ppg	4.0 rpg	Grand Blanc, MI
Sol Harris	G	6-3	184	So.	0.0 ppg	0.5 rpg	Plymouth, MN
Saun Jackson	F	6-4	205	Sr.	3.1 ppg	1.8 rpg	Chicago, IL
Joe Modderman	G	6-9	191	So.	2.2 ppg	0.8 rpg	Mount Olive, MI

## NEWCOMERS:

Klay Edwards	F	6-6	194	Fr.			Morning Sun, IA (Winfield-Mt. Union)
Joe Hebert	G	5-10	152	Jr.			Milwaukee, WI (Custer/Southeastern CC/Southwestern CC)
David Hickman	F	6-5	212	Jr.			Kansas City, MO (Raytown South/Southeastern CC/Southwestern CC)

## 1994-95 SCHEDULE

Nov. 15	Marathon Oil (Exhib.)
Nov. 20	Croatia (Exhib.)
Nov. 25-27	at Big Island Invitational
Nov. 30	Florida Institute of Technology
Dec. 3	Wyoming
Dec. 6	Drake
Dec. 10	at Iowa
Dec. 18	Western Carolina
Dec. 22	North Florida
Dec. 27	Chicago State
Dec. 31	San Diego
Jan. 3	Loyola-New Orleans
Jan. 7	at Colorado
Jan. 11	St. Louis
Jan. 14	Kansas
Jan. 18	at Creighton
Jan. 21	at Kansas State
Jan. 25	at Northern Iowa
Jan. 28	Kansas State
Jan. 30	Missouri
Feb. 1	at Oklahoma
Feb. 4	at Kansas
Feb. 8	at Missouri
Feb. 11	Nebraska
Feb. 15	Oklahoma State
Feb. 18	Colorado
Feb. 27	at Oklahoma State
Mar. 1	Oklahoma
Mar. 5	at Nebraska
Mar. 10-12	at Big Eight Tournament

## 1993-94 RESULTS (14-13)

107	Creighton.....	63
79	Northern Iowa.....	66
83	at Drake.....	67
86	Iowa.....	79
119	Texas-Arlington.....	55
117	Charleston Southern.....	81
84	(n)Virginia Commonwealth.....	91
71	(n)Pepperdine.....	64
72	Nebraska.....	78
90	Western Illinois.....	53
108	Morningside.....	69
90	Oklahoma.....	93
69	at Missouri.....	92
71	Kansas.....	78
86	Florida Atlantic.....	54
70	at Kansas State.....	76
99	Colorado.....	69
66	at Oklahoma State.....	79
75	at St. Louis.....	90
96	at Nebraska.....	102
72	Missouri.....	79
81	at Colorado.....	78
95	at Oklahoma.....	82
83	Oklahoma State.....	81
79	at Kansas.....	97
85	Kansas State.....	60
67	(n)Oklahoma State.....	77

# Long Island University



Monday, December 19, 1994 — UNI-Dome

Location: Brooklyn, NY 11201  
Enrollment: 7,681  
Nickname: Blackbirds  
Colors: Blue and White  
Conference: Northeast (2-16/9th)  
Home Court/Capacity: Schwartz Athletic Center/1,700  
Press Row Phone: 718-488-3338  
President: Dr. David J. Steinberg  
Athletic Director: Paul Lizzo  
Office Phone: 718-488-1528  
Sports Information Director: Bob Gesslein  
Office Phone: 718-488-1420  
Home Phone: 516-741-5810  
FAX: 718-243-0766  
Radio: None

Head Coach: Paul Lizzo  
Alma Mater/Year: Northwest Missouri State/1963  
Record at LIU/Years: 234-291/19  
Career Record/Years: 354-354/27  
Basketball Office Phone: 718-488-1528  
Best Time to Call: 11 a.m.-2 p.m.  
Assistant Coaches/Alma Mater/Year: Joe Palermo/St. Michael's/1951, Barry Pechman/Long Island/1975, Ray Haskins/Shaw University/1972

1993-94 Overall Record: 3-24  
Series Record: UNI leads 1-0  
First Meeting: 1993-94, UNI 71-57

## RETURNING STARTERS:

Jason Feeley	F/G	6-4	210	So.	11.1 ppg	3.1 rpg	Sunnyside, NY
Joe Griffin	F/C	6-5	220	Sr.	20.0 ppg	7.1 rpg	Staten Island, NY
Dave Masciale	G	5-11	175	So.	12.3 ppg	4.0 rpg	Bayonne, NJ

## OTHER RETURNING LETTERMEN:

Shawn Browne	G	5-11	160	So.	5.7 ppg	2.2 rpg	Far Rockaway, NY
NEWCOMERS:							
Robin Dickerson	F	6-6	200	Fr.			Bronx, NY (Mt. St. Michael's)
Johnnie Drew	C	6-8	230	Fr.			New York, NY (Rice)
Corey Goodall	G/F	6-5	185	Fr.			Teaneck, NJ (Teaneck)
Brian Meeney	G	6-3	175	Fr.			Metuchen, NJ (Blair Academy)
Matthew Picinic	F	6-7	200	Fr.			North Bergen, NJ (North Bergen)

## 1994-95 SCHEDULE

Nov. 29	Medgar Evers	78
Dec. 2	at Seton Hall	60
Dec. 9	at Maryland-Eastern Shore	60
Dec. 10	at Morgan State	41
Dec. 17	at Iowa	70
Dec. 19	at Northern Iowa	57
Dec. 23	St. Peter's College	58
Dec. 29	at Boston College	54
Jan. 5	at St. Francis-New York	67
Jan. 7	Monmouth College	100
Jan. 9	Wagner College	66
Jan. 12	at Rider	63
Jan. 14	at Mount St. Mary's	92
Jan. 19	Marist College	82
Jan. 21	Fairleigh Dickinson	68
Jan. 26	at Robert Morris	78
Jan. 28	at St. Francis-PA	71
Feb. 2	at Wagner	73
Feb. 4	at Monmouth	88
Feb. 9	Mount St. Mary's	91
Feb. 11	Rider	79
Feb. 14	at Fairleigh Dickinson	79
Feb. 16	at Marist College	101
Feb. 18	St. Francis-PA	56
Feb. 20	Robert Morris	62
Feb. 25	St. Francis-New York	89
Feb. 27	at NEC Playoffs Opening Round	79

## 1993-94 RESULTS (3-24)

78	Maryland-Eastern Shore.....	68
60	at Kansas State.....	85
60	at George Washington.....	76
41	(n)Howard.....	67
70	Morgan State.....	75
57	Northern Iowa.....	71
58	at St. Peter's.....	94
54	at Boston College.....	85
67	St. Francis-NY.....	78
100	at Monmouth.....	124
66	at Wagner.....	98
63	Rider.....	89
92	Mount St. Mary's.....	110
82	at Marist.....	108
68	at Fairleigh Dickinson.....	88
78	Robert Morris.....	82
71	St. Francis-PA.....	80
73	Wagner.....	85
88	Monmouth.....	95
91	at Mount St. Mary's.....	90
79	at Rider.....	102
79	Fairleigh Dickinson.....	83
101	Marist.....	115
56	at St. Francis-PA.....	86
62	at Robert Morris.....	91
89	at St. Francis-NY.....	77
79	at St. Francis-PA.....	103



# Loyola-Chicago



Saturday, December 3, 1994 — Alumni Gym

Location: Chicago, IL 60626  
Enrollment: 15,886  
Nickname: Ramblers  
Colors: Maroon and Gold  
Conference: Midwestern Collegiate (1-9/6th)  
Home Court/Capacity: Alumni Gym/2,975  
Press Row Phone: 312-274-3550  
President: Rev. John J. Piderit S.J.  
Athletic Director: Chuck Schwarz  
Office Phone: 312-508-2560  
Sports Information Director: Ian Solomon  
Office Phone: 312-508-2575  
Home Phone: 312-508-9548  
FAX: 312-508-3884  
Radio: WCBR-92.7, WLUW 88.7

Head Coach: Ken Burnmeister  
Alma Mater/Year: St. Mary's-San Antonio/1970  
Record at Loyola/Years: 0-0  
Career Record/Years: 72-44/4  
Basketball Office Phone: 312-508-2564  
Best Time to Call: Mornings  
Assistant Coaches/Alma Mater/Year: Jay Eck/Xavier/1973, Lynn Mitchem/Butler/1983  
1993-94 Overall Record: 8-19  
Series Record: First Meeting

## STARTERS RETURNING:

Joe Estes	G/F	6-6	195	Jr.	8.0 ppg	2.9 rpg	Jeffersonville, IN
Darrin Jenkins	F	6-7	185	Sr.	8.5 ppg	3.8 rpg	Kansas City, KS
Chris Wilburn	G	6-1	190	Sr.	5.2 ppg	1.9 rpg	Martinsville, IN

## OTHER LETTERMEN RETURNING:

Matt Hawes	F	6-5	235	Jr.	5.8 ppg	4.9 rpg	Matteson, IL
Lamont Nelson	G	6-3	170	Jr.	5.2 ppg	1.2 rpg	Marion, IL
Bernie Salthe	C	6-11	225	Sr.	2.8 ppg	3.3 rpg	Staples, MN

## NEWCOMERS:

Raymond Collum	G	5-10	Fr.				Racine, WI (Lutheran)
Kelly Lynch	F/C	6-9	Jr.				Des Moines, IA (Dowling)
Theodis Owens	G	5-11	Jr.				Chicago, IL (Farragut)
Charles Smith	G	6-4	Fr.				Chicago, IL (St. Rita)
Joe Wamke	F/G	6-6	Fr.				Chicago, IL (Christian)

## 1994-95 SCHEDULE

Nov. 19	Marathon Oil (Exhib.)
Nov. 27	Concordia
Nov. 29	at Northwestern
Dec. 3	Northern Iowa
Dec. 10	at Bowling Green
Dec. 17	at Loyola Marymount
Dec. 23	at Drake
Dec. 28	Miami (OH)
Jan. 2	Appalachian State
Jan. 5	Sacramento State
Jan. 7	at Illinois at Chicago
Jan. 12	at Butler
Jan. 14	at Northern Illinois
Jan. 19	Wisconsin-Milwaukee
Jan. 21	Wisconsin-Green Bay
Jan. 26	Wright State
Jan. 30	Xavier
Feb. 2	Illinois at Chicago
Feb. 4	at La Salle
Feb. 7	at DePaul
Feb. 9	Butler
Feb. 11	Northern Illinois
Feb. 16	at Wisconsin-Milwaukee
Feb. 18	at Wisconsin-Green Bay
Feb. 23	at Cleveland State
Feb. 25	Detroit
Feb. 28	at Notre Dame
Mar. 3-7	at MCC Tournament

## 1993-94 RESULTS (8-19)

78	Morgan State	76
85	at Morehead State	90
60	Bowling Green	85
85	Concordia	54
52	Northwestern	76
82	Bethune Cookman	62
74	Morehead State	71
74	at Morgan State	70
71	at Coppin State	94
90	at Illinois at Chicago	104
47	at Miami (OH)	70
74	Detroit	58
59	at Butler	75
71	La Salle	76
70	at Notre Dame	58
55	at Xavier	83
76	at DePaul	95
60	Butler	69
76	Northern Illinois	62
63	at Evansville	70
57	Evansville	71
63	at La Salle	77
55	at Bradley	78
64	at Detroit	72
76	Xavier	98
64	Notre Dame	66
67	(n)Butler	78

# University of Nebraska



Thursday, December 22, 1994 — UNI-Dome

Location: Lincoln, NE 68588-0123  
Enrollment: 24,000  
Nickname: Cornhuskers  
Colors: Scarlet and Cream  
Conference: Big Eight (7-7/4th)  
Home Court/Capacity: Bob Devaney Sports Center/14,302  
Chancellor: Dr. Graham Spanier  
Athletic Director: Bill Byrne  
Office Phone: 402-472-3011  
Sports Information Director: Chris Anderson  
Office Phone: 402-472-2263  
Associate SID/Basketball Contact: Nick Joos  
Home Phone: 402-474-1856  
FAX: 402-472-2005  
Radio: Nebraska Sports Network

Head Coach: Danny Nee  
Alma Mater/Year: St. Mary of the Plains/1971  
Record at Nebraska/Years: 146-103/8  
Career Record/Years: 253-170/14  
Basketball Office Phone: 402-472-2265  
Best Time to Call: Call SID  
Assistant Coaches/Alma Mater/Year: Gary Bergen/Nebraska/1964, Jimmy Williams/Ashland/1969, Jeff Smith/Peru State/1980

1993-94 Overall Record: 20-10  
Series Record: UN leads 11-0  
First Meeting: 1948-49, UN 63-52  
Last Meeting: 1993-94, UN 70-63

## STARTERS RETURNING:

Terrance Badgett	F	6-6	205	Jr.	8.6 ppg	4.6 rpg	Omaha, NE
Jaron Boone	C	6-7	190	Jr.	12.2 ppg	2.6 rpg	Salt Lake City, UT

## OTHER LETTERMEN RETURNING:

Melvin Brooks	F	6-8	235	Sr.	4.8 ppg	4.3 rpg	Elizabeth City, NC
Jason Glock	G	6-5	197	Jr.	4.3 ppg	1.8 rpg	Wahoo, NE
Mikki Moore	C	6-11	195	So.	2.2 ppg	0.9 rpg	Gaffney, SC
Erick Strickland	G	6-4	210	Jr.	10.7 ppg	3.4 rpg	Bellevue, NE

## NEWCOMERS:

Chad Ideus	F	6-7	200	Fr.			Adams, NE (Adams)
Andy Markowski	F	6-8	185	Fr.			Ord, NE (Ord)
Leif Helson	C	6-11	265	Fr.			Riverside, CA (Riverside)
Chris Sallee	C	6-10	235	Jr.			Scottsdale, AZ (Horizon/South Mountain CC)
Chester Surles	G	6-7	200	Fr.			Saginaw, MI (Buena Vista)
Tom Wald	G	6-0	177	Jr.			Brooklyn Park, MN (Park Center/Mankato State)

## 1994-95 SCHEDULE

Nov. 4	Verich Reps (Exhib.)
Nov. 16	Russian Red Army (Exhib.)
Nov. 25-27	at San Juan Shootout
Dec. 2-3	Ameritas Classic
Dec. 7	Creighton
Dec. 10	Michigan State
Dec. 17	Western Illinois
Dec. 21	Northeastern Illinois
Dec. 22	at Northern Iowa
Dec. 29	Delaware State
Dec. 31	Appalachian State
Jan. 4	at Texas
Jan. 7	Missouri
Jan. 9	at Long Beach State
Jan. 12	Kansas State
Jan. 18	at Missouri-Kansas City
Jan. 23	at Kansas
Jan. 28	at Oklahoma
Feb. 1	Oklahoma State
Feb. 5	Oklahoma
Feb. 8	at Colorado
Feb. 11	at Iowa State
Feb. 14	Kansas
Feb. 18	at Oklahoma State
Feb. 22	at Missouri
Feb. 25	Colorado
Mar. 1	at Kansas State
Mar. 5	Iowa State
Mar. 10-12	at Phillips 66 Big Eight Tournament

## 1993-94 RESULTS (20-10)

96	Texas-San Antonio	85
75	Texas	78
82	at Appalachian State	91
94	Ohio	68
111	Portland	85
67	at Creighton	53
94	Wichita State	72
85	at Michigan State	81
86	Florida A&M	61
70	Northern Iowa	63
78	at Iowa State	72
89	Southern Utah	85
106	Colorado	67
92	Missouri-Kansas City	71
81	at Colorado	86
73	Missouri	89
76	Oklahoma	79
87	at Kansas	94
76	at Kansas State	68
102	Iowa State	96
111	OT at Oklahoma	115
80	at Oklahoma State	98
96	Kansas	87
86	Kansas State	77
89	Oklahoma State	81
78	at Missouri	80
105	(n)Oklahoma	88
98	(n)Missouri	91
77	(n)Oklahoma State	68
80	(n)Pennsylvania	90



# New Orleans



Friday, November 25, 1994 — Afook-Chinen Civic Auditorium

Location: New Orleans, LA 70148  
Enrollment: 14,831  
Nickname: Privateers  
Colors: Royal Blue and Silver  
Conference: Sun Belt (12-6/3rd)  
Home Court/Capacity: Kiefer UNO Lakefront Arena/10,000  
Press Row Phone: 504-286-3874  
Chancellor: Dr. Gregory M. St. L. O'Brien  
Athletic Director: Ron Maestri  
Office Phone: 504-286-7020  
Sports Information Director: Ed Cassiere  
Office Phone: 504-286-6284  
Home Phone: 504-888-4004  
FAX: 504-286-7240

Head Coach: Tic Price  
Alma Mater/Year: Virginia Tech/1979  
Record at New Orleans: 0-0  
Career Record/Years: 0-0  
Basketball Office Phone: 504-286-6230  
Best Time to Call: Mornings  
Assistant Coaches/Alma Mater/Year: Joey Stiebing/Louisiana State/1985, Bill Gleason/DePaul/1952, Reni Mason/New Orleans/1993

1993-94 Overall Record: 20-10  
1993-94 Post-Season: Beat Texas A&M 79-73 and lost to Vanderbilt 78-59 in the NIT  
Series Record: UNO leads 2-0  
First Meeting: 1979-80, UNO 71-66  
Last Meeting: 1980-81, UNO 67-55

## STARTERS RETURNING:

Michael McDonald C 6-10 232 Sr. 5.7 ppg 6.9 rpg

## OTHER RETURNING LETTERMEN:

Jimmie Smith G 5-10 175 Sr. 1.9 ppg 1.2 rpg

Junior Conerly F 6-6 192 Sr. 1.1 ppg 1.2 rpg

## NEWCOMERS:

Corey Brown G 6-4 186 Fr. Schaumburg, IL (Conant)

James Douglas F 6-5 240 Jr. (Owensboro, KY)

(Owensboro/Sullivan JC)

(Philadelphia, PA (William Penn/Allan Hancock JC)

Steve Meyer G 6-3 181 Fr. Kansas City, KS (Leavenworth)

Jermaine Spivey G 6-3 185 Jr. (Rome, GA (Model/Southern Union JC)

## 1994-95 SCHEDULE

Nov. 16 Vasda Sports Enterprises (Exhib.)  
Nov. 18 Sweden (Exhib.)  
Nov. 25-27 at Big Island Invitational  
Nov. 29 at Lewis & Clark  
Nov. 30 at Oregon State  
Dec. 17 (n)Purdue  
Dec. 20-21 UNO Classic  
Dec. 27-28 UNO Christmas Tournament  
Dec. 30 at Texas-Pan American  
Jan. 5 Lamar  
Jan. 7 Texas-Pan American  
Jan. 10 (n)Tulane  
Jan. 13 Western Kentucky  
Jan. 16 at Arkansas State  
Jan. 19 Arkansas-Little Rock  
Jan. 23 at Jacksonville  
Jan. 26 Louisiana Tech  
Jan. 28 South Alabama  
Feb. 2 Jacksonville  
Feb. 5 at South Alabama  
Feb. 7 Southwestern Louisiana  
Feb. 13 at Western Kentucky  
Feb. 16 Arkansas State  
Feb. 18 at Lamar  
Feb. 20 at Arkansas-Little Rock  
Feb. 23 at Louisiana Tech  
Feb. 26 at Southwestern Louisiana  
Mar. 3-5, 7 at Sun Belt Conference Tournament

## 1993-94 RESULTS (20-10)

69 Florida A&M .....55  
82 OT Purdue .....84  
80 at Texas Southern .....70  
62 at Arizona .....80  
84 Loyola (LA) .....48  
58 Delaware .....56  
79 Southern .....72  
63 George Washington .....60  
72 Lamar .....61  
50 at Arkansas State .....46  
70 at Arkansas-Little Rock .....73  
79 Western Kentucky .....74  
73 at Lamar .....79  
56 at Texas-Pan American .....59  
74 Jacksonville .....54  
80 at South Alabama .....82  
85 Southwestern Louisiana .....74  
80 Arkansas-Little Rock .....61  
93 at Louisiana Tech .....66  
69 Arkansas State .....66  
64 at Jacksonville .....56  
76 Louisiana Tech .....61  
69 Texas-Pan American .....64  
52 at Southwestern Louisiana .....73  
76 at Western Kentucky .....61  
68 South Alabama .....58  
55 (n)South Alabama .....60  
79 (n)Southwestern Louisiana .....59  
59 OT Texas A&M .....73  
at Vanderbilt .....78

# Niagara University



Friday-Sunday, November 25-27, 1994 — Afook-Chinen Civic Auditorium

Location: Niagara University, NY 14109  
Enrollment: 2,400  
Nickname: Purple Eagles  
Colors: Purple, White and Gold  
Conference: Metro Atlantic (3-11/8th)  
Home Court/Capacity: N.F. Convention Center/6,000, Gallagher Center/3,200  
Press Row Phone: 716-285-7040/716-286-8610  
President: Rev. Brian J. O'Connell, C.M.  
Athletic Director: Mike Jankowski  
Office Phone: 716-286-8601  
Sports Information Director: Jim Mauro  
Office Phone: 716-286-8588  
Home Phone: 716-298-5639  
Assistant SID: Mark Vandergrift  
FAX: 716-286-8581

Head Coach: Jack Armstrong  
Alma Mater/Year: Fordham/1985  
Record at Niagara/Years: 57-84/5  
Career Record/Years: Same  
Basketball Office Phone: 716-286-8604  
Best Time to Call: 9 a.m.-12 Noon  
Assistant Coaches/Alma Mater/Year: Bob MacKinnon, Jr./King's/1982, Ryan Ford/Providence/1989, Eric Loewenguth/Niagara/1991, Desmond Oliver/Dominican/1992

1993-94 Overall Record: 6-21  
1993-94 Post-Season: Lost 59-45 to Canisius at MAAC Tournament  
Series Record: First Meeting

## STARTERS RETURNING:

Carlos Bradberry G 6-3 185 So. 10.1 ppg 3.0 rpg Niagara Falls, NY  
Newton Gayle C 6-8 220 So. 8.0 ppg 5.0 rpg Mt. Vernon, NY  
Chris Watson F 6-7 215 So. 11.5 ppg 6.4 rpg White Plains, NY

## OTHER RETURNING LETTERMEN:

Jon Dubler F 6-5 215 Sr. 1.5 ppg 1.6 rpg Newark, NY  
Corey Green G 6-3 180 So. 2.1 ppg 1.7 rpg Whitney Point, NY  
Greg McClaire G 6-4 190 Sr. 4.2 ppg 1.6 rpg Bronx, NY

## NEWCOMERS:

Hassan Abdullah F 6-9 215 Fr. Hazelton, PA (Hazelton)

Brent Beamer G/F 6-5 200 Fr. St. Catharines, Ontario (Governor Simcoe)

Ronnell Felton G 6-2 170 Fr. Alexandria, VA (Hayfield)

Kevin Jobity C 6-10 205 Fr. Toronto, Ontario (Oakwood Collegiate)

Luteke Kalombo F 6-7 210 Jr. Hemdon, VA (Hemdon/LaSalle)

Jeff O'Connor G 6-4 180 Fr. Syracuse, NY (West Genesee)

Jermaine Young F 6-8 219 Fr. White Plains, NY (White Plains)

## 1994-95 SCHEDULE

Nov. 16 Brock University (Exhib.)  
Nov. 19 USDBL All-Stars (Exhib.)  
Nov. 25-27 at Big Island Invitational  
Dec. 3 St. John's  
Dec. 7 at Buffalo  
Dec. 10 at Providence  
Dec. 12 St. Bonaventure  
Dec. 17 American  
Dec. 20 Youngstown State  
Dec. 22 Buffalo  
Dec. 28 Northern Illinois  
Jan. 5 George Mason  
Jan. 7 at Northeastern  
Jan. 9 Boston University  
Jan. 12 Loyola (MD)  
Jan. 14 at Manhattan  
Jan. 16 at St. Bonaventure  
Jan. 20 at St. Peter's  
Jan. 22 at Fairfield  
Jan. 28 Iona  
Jan. 31 Canisius  
Feb. 3 St. Peter's  
Feb. 5 Manhattan  
Feb. 11 Fairfield  
Feb. 14 at Siena  
Feb. 17 at Iona  
Feb. 19 at Loyola (MD)  
Feb. 23 at Canisius  
Feb. 26 Siena  
Mar. 4-6 at Marine Midland MAAC Tournament

## 1993-94 RESULTS (6-21)

59 at Valparaiso .....86  
64 Buffalo .....69  
63 Gonzaga .....61  
54 at Kent State .....70  
80 at George Mason .....96  
69 at St. Bonaventure .....86  
66 at St. John's .....89  
64 at Boston University .....70  
80 Northeastern .....79  
62 Manhattan .....69  
60 at American .....76  
63 Canisius .....71  
74 at Siena .....88  
88 Buffalo .....76  
65 St. Bonaventure .....73  
61 Loyola .....76  
52 at St. Peter's .....70  
72 at Fairfield .....78  
62 at Loyola .....70  
63 Iona .....74  
65 Fairfield .....54  
74 at Canisius .....98  
82 Siena .....78  
76 St. Peter's .....74  
65 at Iona .....74  
58 at Manhattan .....102  
45 at Canisius .....59



# Purdue



Friday-Saturday, November 25-27, 1994 — Afook-Chinen Civic Auditorium

**Location:** West Lafayette, IN 47907  
**Enrollment:** 35,161  
**Nickname:** Boilermakers  
**Colors:** Old Gold and Black  
**Conference:** Big Ten (14-4/1st)  
**Home Court/Capacity:** Mackey Arena/14,123  
**Press Row Phone:** 317-494-6364  
**President:** Dr. Steven C. Beering  
**Athletic Director:** Morgan Burke  
**Office Phone:** 317-494-3189  
**Sports Information Director:** Mark Adams  
**Office Phone:** 317-494-3202  
**Publications Coord./Basketball Contact:**  
 Steve Allen  
**Home Phone:** 317-463-7100  
**FAX:** 317-494-5447  
**Radio:** WAZY Flagship

**Head Coach:** Gene Keady  
**Alma Mater/Year:** Kansas State/1958  
**Record at Purdue/Years:** 297-135/14  
**Career Record/Years:** 335-154/16  
**Basketball Office Phone:** 317-494-3214  
**Best Time to Call:** Monday Teleconferences at 12 Noon EST  
**Assistant Coaches/Alma Mater/Year:** Bruce Weber/Wisconsin-Milwaukee/1978, Frank Kendrick/Purdue/1974, Jay Price/Kansas/1991  
**1993-94 Overall Record:** 29-5  
**1993-94 Post-Season:** Advanced to Elite Eight of NCAA Tournament  
**Series Record:** First Meeting

## STARTERS RETURNING:

Brandon Brantley	C	6-8	210	Jr.	4.5 ppg	4.5 rpg	East Chicago, IN
Cuonzo Martin	G/F	6-6	210	Sr.	16.3 ppg	4.3 rpg	East St. Louis, IL
Porter Roberts	G	6-3	185	Jr.	5.3 ppg	3.2 rpg	Chattanooga, TN
Matt Waddell	G	6-4	190	Sr.	11.3 ppg	3.9 rpg	Tipton, IN

## OTHER RETURNING LETTERMEN:

Herb Dove	G	6-5	185	Jr.	3.7 ppg	2.5 rpg	Indianapolis, IN
Tim Ervin	G	5-6	152	Sr.	0.0 ppg	0.0 rpg	Chicago, IL
Todd Foster	G	6-1	193	Jr.	2.1 ppg	1.0 rpg	Washington, IL
Paul Gilydis	F	6-9	219	So.	0.0 ppg	0.7 rpg	Farmington Hills, MI
Justin Jennings	F	6-6	198	Jr.	4.2 ppg	1.8 rpg	Grand Rapids, MI

## NEWCOMERS:

Chad Austin	G	6-2	190	Fr.			Richmond, IN (Richmond)
Roy Hairston	F	6-8	225	Jr.			Jersey City, NJ (Snyder/Hutchinson CC)
David Lesmond	F	6-8	205	Fr.			Pierrefitte, France (Robinson, IL)
Brad Miller	C	6-11	235	Fr.			Kendallville, IN (East Noble)
Matt ten Dam	C	7-2	283	Fr.			Almelo, Holland (Northfield, IN)

## 1994-95 SCHEDULE

Nov. 13	Argentine Nationals (Exhib.)
Nov. 20	Athletes in Action (Exhib.)
Nov. 25-27	at Big Island Invitational
Nov. 30	(n) Great Eight Tournament
Dec. 3	at James Madison
Dec. 6	at Western Michigan
Dec. 9-10	Boilermaker Invitational
Dec. 17	(n) New Orleans
Dec. 22	at Tennessee-Chattanooga
Dec. 28	Weber State
Dec. 30	Central Michigan
Jan. 3	at Michigan
Jan. 7	Minnesota
Jan. 10	Illinois
Jan. 14	at Iowa
Jan. 21	Ohio State
Jan. 25	at Northwestern
Jan. 28	at Penn State
Jan. 31	Indiana
Feb. 7	at Michigan State
Feb. 12	at Indiana
Feb. 15	Penn State
Feb. 18	Northwestern
Feb. 22	at Ohio State
Feb. 26	Wisconsin
Mar. 1	Iowa
Mar. 4	at Illinois
Mar. 9	at Minnesota
Mar. 12	Michigan

## 1993-94 RESULTS (29-5)

74	(n) Wisconsin-Green Bay.....69
97	(n) Weber State.....78
88	(n) Portland.....73
98	James Madison.....74
94	Western Michigan.....54
84	OT at New Orleans.....82
114	(n) Houston.....90
97	Georgia Southern.....59
74	Tennessee-Chattanooga.....66
108	at Weber State.....73
95	at San Francisco.....81
68	at Northwestern.....67
69	Seton Hall.....67
89	Michigan State.....77
69	at Wisconsin.....75
83	OT Indiana.....76
101	Ohio State.....63
68	at Penn State.....71
75	at Minnesota.....72
62	Michigan.....63
87	at Iowa.....78
98	Northwestern.....81
74	at Michigan State.....70
67	Wisconsin.....64
80	at Indiana.....82
95	at Ohio State.....85
71	Penn State.....66
86	Minnesota.....70
95	at Michigan.....94
87	Illinois.....77
98	(n) Central Florida.....67
83	(n) Alabama.....73
83	(n) Kansas.....78
60	(n) Duke.....69

# Southern California



Tuesday, November 29, 1994 — Sports Arena

**Location:** Los Angeles, CA 90089-0601  
**Enrollment:** 27,734  
**Nickname:** Trojans  
**Colors:** Cardinal and Gold  
**Conference:** Pacific-10 (9-9/7th)  
**Home Court/Capacity:** L.A. Sports Arena/15,877  
**Press Row Phone:** 213-741-1064  
**President:** Dr. Steven Sample  
**Athletic Director:** Mike Garrett  
**Office Phone:** 213-740-3843  
**Sports Information Director:** Tim Tesselone  
**Office Phone:** 213-740-8480  
**Assistant SID/Basketball Contact:** Dave Schechter  
**Home Phone:** 310-322-8475

**FAX:** 213-740-7584  
**Radio:** KNX Originating

**Head Coach:** George Raveling  
**Alma Mater/Year:** Villanova/1960  
**Record at Southern Cal/Years:** 115-118/8  
**Career Record/Years:** 336-292/22  
**Basketball Office Phone:** 213-740-3815  
**Best Time to Call:** Mornings  
**Assistant Coaches/Alma Mater/Year:** Charles Parker/Findlay/1972, Jack Fertig/Upsala/1970, Adrian Walters/St. Francis/1986

**1993-94 Overall Record:** 16-12  
**1993-94 Post-Season:** Lost to Fresno State 79-76 in first round of NIT

## RETURNING STARTERS:

Tremayne Anchrum	F	6-5	235	Sr.	6.3 ppg	5.4 rpg	Denver, CO
Burt Harris	G	5-10	175	Jr.	10.3 ppg	1.7 rpg	Los Angeles, CA
Brandon Martin	G	6-4	195	Jr.	12.4 ppg	2.8 rpg	Los Angeles, CA
Lorenzo Orr	F	6-7	200	Sr.	13.4 ppg	6.6 rpg	Detroit, MI

## OTHER LETTERMEN RETURNING:

Stais Boseman	G/F	6-4	200	So.	4.4 ppg	2.1 rpg	Inglewood, CA
Claude Green	G	6-3	175	So.	3.7 ppg	0.8 rpg	Washington, DC
Kirk Homenick	C	7-0	215	Jr.	0.8 ppg	0.9 rpg	Saskatoon, Saskatchewan

## NEWCOMERS:

Cameron Murray	G	6-1	170	Fr.			Glendora, CA (Glendora)
Tyson Reuter	G	6-3	180	Jr.			Mitchell, NE (Mitchell/Western Nebraska)

## 1994-95 SCHEDULE

Nov. 16	New Mexico State
Nov. 18	NIT Second Round
Nov. 23	NIT Semifinals
Nov. 25	NIT Finals
Nov. 27	at Dr. Martin Luther King Classic
Nov. 29	Northern Iowa
Dec. 3	Utah
Dec. 6	Sacramento State
Dec. 10	at Houston
Dec. 11	at Lamar
Dec. 20	Missouri-Kansas City
Dec. 29-30	at Seton Hall Tournament
Jan. 5	at Oregon State
Jan. 7	at Oregon
Jan. 12	Washington State
Jan. 14	Washington
Jan. 19	at Arizona State
Jan. 21	at Arizona
Jan. 26	California
Jan. 28	Stanford
Feb. 2	UCLA
Feb. 9	at Washington State
Feb. 11	at Washington
Feb. 16	Arizona
Feb. 18	Arizona State
Feb. 23	at Stanford
Feb. 25	at California
Mar. 1	at UCLA
Mar. 9	Oregon
Mar. 11	Oregon State

## 1993-94 RESULTS (16-12)

62	Penn.....77
105	Loyola-Marymount.....92
78	at Tennessee-Martin.....72
75	San Diego State.....56
75	Notre Dame.....64
84	Sacramento State.....64
107	Howard.....66
61	at South Florida.....64
67	at Missouri-Kansas City.....66
82	Oregon State.....76
77	Oregon.....69
53	at Washington.....46
59	at Washington State.....89
62	Arizona State.....87
74	Arizona.....83
68	at California.....77
67	at Stanford.....76
72	at UCLA.....101
70	Washington State.....64
49	Washington.....50
61	at Arizona.....94
68	at Arizona State.....56
55	Stanford.....66
86	California.....78
85	UCLA.....79
84	at Oregon.....75
69	at Oregon State.....68
76	at Fresno State.....79



# Southern Illinois



Monday, February 6, 1995 — UNI-Dome

Location: Carbondale, IL 62901  
Enrollment: 24,000  
Nickname: Salukis  
Colors: Maroon and White  
Conference: Missouri Valley (14-4/12nd)  
Home Court/Capacity: SIU Arena/10,000  
Press Row Phone: 618-453-3059  
President: John Guyon  
Athletic Director: Jim Hart  
Office Phone: 618-453-7250  
Sports Information Director: Fred Huff  
Office Phone: 618-453-7235  
Home Phone: 618-542-2780  
Assistant SID: Gene Green  
FAX: 618-453-2648  
Radio: WCIL

Head Coach: Rich Herrin  
Alma Mater/Year: McKendree/1956  
Record at SIU/Years: 164-114/9  
Career Record/Years: Same  
Basketball Office Phone: 618-453-4667  
Best Time to Call: 9:30-10:30 a.m. weekdays  
Assistant Coaches/Alma Mater/Year: Tommy Deffenbaugh/Drury College/1985, Rodney Watson/Eastern Illinois/1982

1993-94 Overall Record: 23-7  
1993-94 Post-Season: Lost to Minnesota 74-60 in first round of NCAA  
Series Record: SIU leads 10-2  
First Game: 1964-65, SIU 67-48  
Last Game: 1993-94, SIU 77-74

## STARTERS RETURNING:

Chris Carr	F	6-6	200	Jr.	14.1 ppg	6.6 rpg	Pilot Knob, MO
Paul Lusk	G	6-3	190	Sr.	15.2 ppg	4.9 rpg	New Baden, IL
Marcus Timmons	F	6-8	210	Sr.	14.7 ppg	9.8 rpg	Haywood City, MO

## OTHER LETTERMEN RETURNING:

Scott Burzynski	F/C	6-8	210	Jr.	2.6 ppg	0.9 rpg	Valier, IL
Patrick Greathouse	G	6-3	180	Sr.	0.9 ppg	0.4 rpg	Carmi, IL
Ian Stewart	F	6-8	225	Sr.	3.4 ppg	1.9 rpg	LaPorte, IN

## NEWCOMERS:

John Dadzie	G	6-2	180	Jr.			Harare, Zimbabwe (Prince Edward/Milligan)
Shane Hawkins	G	6-2	180	Fr.			Pinckneyville, IL (Pinckneyville)
Reginold Nelson	F	6-7	180	Fr.			Memphis, TN (Treadwell)
Aminu Timberlake	C	6-9	210	Jr.			Chicago, IL (De La Salle Institute/Kentucky)
Jaratio Tucker	G/F	6-4	185	Jr.			Pine Bluff, AR (Northern Oklahoma)
James Watts	F	6-8	195	Fr.			Memphis, TN (Carver)
Shane Wells	C	7-0	220	Fr.			Olney, IL (East Richland)

## 1994-95 SCHEDULE

Nov. 25-27	at Hawaii Tournament
Dec. 3	Old Dominion
Dec. 5	St. Louis
Dec. 10	at North Carolina-Charlotte
Dec. 15	at Southeast Missouri State
Dec. 17	at Austin Peay
Dec. 19	Oral Roberts
Dec. 22	Missouri Southern
Dec. 31	at James Madison
Jan. 4	Bradley
Jan. 7	Wichita State
Jan. 14	at Southwest Missouri State
Jan. 16	at Tulsa
Jan. 21	Indiana State
Jan. 23	at Evansville
Jan. 26	Drake
Jan. 28	Illinois State
Feb. 1	Tulsa
Feb. 4	at Drake
Feb. 6	at Northern Iowa
Feb. 9	Creighton
Feb. 11	at Indiana State
Feb. 16	Southwest Missouri State
Feb. 18	at Illinois State
Feb. 20	at Bradley
Feb. 25	Evansville
Feb. 27	at Creighton
Mar. 4-6	at Diet Pepsi Missouri Valley Tournament

## 1993-94 RESULTS (23-7)

114	Tampa.....	64
74	at Evansville.....	69
81	Mississippi.....	60
94	2OT Austin Peay.....	86
82	Southeast Missouri.....	54
72	at Wichita State.....	64
87	at St. Louis.....	100
56	Missouri.....	72
67	Illinois State.....	64
86	at Drake.....	76
72	Bradley.....	66
81	at Creighton.....	67
81	Tulsa.....	86
95	Wichita State.....	79
72	at Indiana State.....	69
62	at Bradley.....	68
97	Creighton.....	64
89	Northern Iowa.....	68
64	at Southwest Missouri.....	66
89	Indiana State.....	69
70	at Tulsa.....	88
92	at Oral Roberts.....	76
79	Southwest Missouri.....	56
73	Drake.....	71
97	at Northern Iowa.....	94
84	at Illinois State.....	73
52	(n) Southwest Missouri.....	50
72	(n) Bradley.....	59
77	(n) Northern Iowa.....	74
60	(n) Minnesota.....	74

# Southwest Missouri State



Saturday, January 28, 1995 — Hammons Student Center  
Saturday, February 11, 1995 — UNI-Dome

Location: Springfield, MO 65804-0095  
Enrollment: 19,140  
Nickname: Bears  
Colors: Maroon and White  
Conference: Missouri Valley (7-11/6th)  
Home Court/Capacity: Hammons Student Center/8,858  
Press Row Phone: 417-836-4150  
President: Dr. John Keiser  
Athletic Director: Bill Rowe  
Office Phone: 417-836-5244  
Sports Information Director: Mark Stillwell  
Office Phone: 417-836-5402  
Home Phone: 417-862-7962  
Associate SID: Jon Ripperger  
FAX: 417-836-4868  
Radio: KTXR-Springfield, MO  
Head Coach: Mark Bernsen

Alma Mater/Year: Missouri-St. Louis/1972  
Record at SMSU/Years: 32-26/2  
Career Record/Years: Same  
Basketball Office Phone: 417-836-5250  
Best Time To Call: 10 a.m.-Noon  
Assistant Coaches/Alma Mater/Year: Charles Cunningham/North Alabama/1973, Tommy Wade/Southeast Missouri/1992, John Sloop/Maryville College/1991

1993-94 Overall Record: 12-15  
1993-94 Post-Season: Lost 52-50 to Southern Illinois in first round of MVC tournament  
Series Record: Southwest Missouri State leads 16-8  
First Meeting: 1982-83, SMSU 72-53  
Last Meeting: 1993-94, UNI 86-76

## STARTERS RETURNING:

Jermaine Kemp	G	5-8	160	So.	3.8 ppg	1.5 rpg	St. Louis, MO
Shawn Latimer	F	6-7	205	So.	8.6 ppg	4.4 rpg	Chicago, IL
Johnny Murdock	G	6-1	180	Sr.	18.7 ppg	3.4 rpg	Wichita, KS
Clint Thomas	F/C	6-6	200	Sr.	6.9 ppg	4.8 rpg	Little Rock, AR

## OTHER LETTERMEN RETURNING:

Anthony Edwards	G	6-1	190	Sr.	2.2 ppg	1.4 rpg	Little Rock, AK
Monte Marsh	F	6-5	195	So.	1.5 ppg	0.9 rpg	Springfield, MO
Shadric Thomas	G	6-3	185	So.	1.8 ppg	0.9 rpg	Chicago, IL
Andrew Thompson	F	6-7	205	So.	1.5 ppg	1.7 rpg	Edwardsville, IL

## NEWCOMERS:

Joe Blasingim	G	6-3	178	Jr.			Edwardsville, IL (Edwardsville/Baylor)
Chris Hayes	G	6-4	178	Fr.			Tulsa, OK (Union)
Johnny Epps	F	6-8	220	Jr.			Ypsilanti, MI (Ypsilanti/Southern Union JC)
Ben Kendlbinder	G	6-4	180	Fr.			Washington, MO (St. Francis Borgia)
Robert Wilkerson	F	6-5	190	Jr.			Moss Point, MS (Moss Point/Mississippi Gulf Coast CC)

## 1994-95 SCHEDULE

Nov. 26	at Missouri-Kansas City
Nov. 29	Houston
Dec. 2-3	Pizza Hut Classic
Dec. 10	Alcorn State
Dec. 17	Indiana State
Dec. 22	at North Carolina-Wilmington
Jan. 4	East Carolina
Jan. 7	at Evansville
Jan. 10	at Wichita State
Jan. 14	Southern Illinois
Jan. 18	Drake
Jan. 21	at Creighton
Jan. 25	at Tulsa
Jan. 28	Northern Iowa
Jan. 30	Evansville
Feb. 2	Illinois State
Feb. 4	at Bradley
Feb. 7	Wichita State
Feb. 11	at Northern Iowa
Feb. 14	Tulsa
Feb. 16	at Southern Illinois
Feb. 18	at Drake
Feb. 22	St. Louis
Feb. 25	Creighton
Feb. 27	at Indiana State
Mar. 4-6	at Diet Pepsi Missouri Valley Tournament

## 1993-94 RESULTS (12-15)

75	Missouri-Kansas City.....	62
71	at Houston.....	65
59	Cal State-Northridge.....	43
57	Texas Tech.....	69
56	at Tulsa.....	66
58	Wichita State.....	41
65	at Fordham.....	46
66	Indiana State.....	50
48	at St. Louis.....	81
61	Tennessee State.....	60
57	Illinois State.....	72
63	at Drake.....	76
63	Oklahoma State.....	68
57	at Bradley.....	70
58	Northern Iowa.....	70
66	at Creighton.....	82
65	at Indiana State.....	55
66	Southern Illinois.....	64
60	at Illinois State.....	62
63	at Wichita State.....	65
56	at Southern Illinois.....	79
66	Tulsa.....	71
75	Bradley.....	45
71	Creighton.....	38
62	Drake.....	52
76	at Northern Iowa.....	86
50	(n) Southern Illinois.....	52



# Tulsa



Tuesday, January 3, 1995 — Tulsa Convention Center  
Monday, February 27, 1995 — UNI-Dome

Location: Tulsa, OK 74104-3189  
Enrollment: 4,922  
Nickname: Golden Hurricane  
Colors: Old Gold, Royal Blue and Crimson  
Conference: Missouri Valley (15-3/1st)  
Home Court/Capacity: Tulsa Convention Center Arena/8,659  
Press Row Phone: 918-583-9493 or 9494  
President: Dr. Robert Donaldson  
Athletic Director: Chris Small  
Office Phone: 918-631-2357  
Sports Information Director: Don Tomkalski  
Office Phone: 918-631-2395  
Home Phone: 918-250-6803  
FAX: 918-631-3913  
Radio: KQLL

Head Coach: Orlando "Tubby" Smith  
Alma Mater/Year: High Point/1973  
Record at Tulsa/Years: 55-35/3  
Career Record/Years: Same  
Basketball Office Phone: 918-631-3132  
Best Time to Call: 9-11 a.m.  
Assistant Coaches/Alma Mater/Year: Shawn Finney/Fairmont State/1985, Ron Jirsa/Gettysburg/1981, Mike Sutton/East Carolina/1978

1993-94 Overall Record: 23-8  
Series Record: TU leads 4-3  
First Meeting: 1991-92, UNI 83-68  
Last Meeting: 1993-94, UNI 79-73

## STARTERS RETURNING:

J.R. Rollo	C	6-10	240	Jr.	7.7 ppg	5.7 rpg	Ballwin, MO
Shea Seals	G	6-5	200	So.	16.8 ppg	6.5 rpg	Tulsa, OK
Alvin Williamson	G	5-11	165	Sr.	10.7 ppg	2.3 rpg	Beggs, OK

## OTHER LETTERMEN RETURNING:

Dewayne Bonner	F	6-5	185	Jr.	2.0 ppg	1.6 rpg	Dallas, TX
Kevin Grawer	G	6-0	170	Sr.	1.0 ppg	0.6 rpg	St. Louis, MO
Craig Hemadi	F	6-7	225	Jr.	4.4 ppg	2.4 rpg	Kingwood, TX
Kwanza Johnson	F	6-4	195	Sr.	3.9 ppg	3.2 rpg	Oklahoma City, OK
Cordell Love	G	6-2	180	Jr.	5.0 ppg	4.6 rpg	Dallas, TX
Rafael Maldonado	C	6-11	240	So.	2.0 ppg	2.4 rpg	Killeen, TX

## NEWCOMERS:

Jamie Gillen	G	6-4	190	Fr.			Compton, CA (Dominguez)
Rasheed Malik	F	6-6	195	Fr.			Houston, TX (Alief Hastings)
Ray Poindexter	F/C	6-11	225	Jr.			Sapulpa, OK (Northeast Oklahoma A&M)
Jason Williams	G	6-2	180	Fr.			Houston, TX (Willowridge)

## 1994-95 SCHEDULE

Dec. 3	Texas-San Antonio
Dec. 7	at Oklahoma State
Dec. 10	Oral Roberts
Dec. 17	at Drake
Dec. 23	at Arkansas
Dec. 31	Creighton
Jan. 3	Northern Iowa
Jan. 6-7	at All-College Tournament
Jan. 12	at Wichita State
Jan. 14	Evansville
Jan. 16	Southern Illinois
Jan. 19	at Illinois State
Jan. 21	at Bradley
Jan. 25	Southwest Missouri State
Jan. 28	at Creighton
Feb. 1	at Southern Illinois
Feb. 4	Western Kentucky
Feb. 6	at New Mexico State
Feb. 9	Drake
Feb. 11	at Evansville
Feb. 14	at Southwest Missouri State
Feb. 18	Indiana State
Feb. 20	Wichita State
Feb. 25	Bradley
Feb. 27	at Northern Iowa
Mar. 4-6	at Diet Pepsi Missouri Valley Tournament

## 1993-94 RESULTS (23-8)

128	Houston Baptist .....	63
76	at North Texas .....	62
94	at Oral Roberts .....	74
66	Southwest Missouri .....	56
61	Oklahoma State .....	73
91	OTArkansas .....	93
96	(n)Texas Tech .....	77
76	(n)Oklahoma .....	95
92	at Virginia Commonwealth .....	84
77	Bradley .....	78
75	Northern Iowa .....	62
115	Drake .....	98
75	at Creighton .....	59
86	at Southern Illinois .....	81
87	at Indiana State .....	57
83	Illinois State .....	68
99	at Drake .....	80
64	at Bradley .....	69
56	at Illinois State .....	61
79	Wichita State .....	64
88	Southern Illinois .....	70
69	at Northern Iowa .....	63
71	at Southwest Missouri .....	66
89	at Wichita State .....	51
72	OTCreighton .....	62
79	Indiana State .....	56
91	(n)Drake .....	82
73	(n)Northern Iowa .....	79
112	(n)UCLA .....	102
82	(n)Oklahoma State .....	80
84	(n)Arkansas .....	103

# Virginia Commonwealth



Friday-Sunday, November 25-27, 1994 — Afook-Chinen Civic Auditorium

Location: Richmond, VA 23284-2003  
Enrollment: 20,140  
Nickname: Rams  
Colors: Black and Gold  
Conference: Metro (5-7/5th)  
Home Court/Capacity: Richmond Coliseum/12,500  
Press Row Phone: 804-828-7662  
President: Dr. Eugene Trani  
Athletic Director: Dr. Richard Sander  
Office Phone: 804-828-8110  
Sports Information Director: Mark Halstead  
Office Phone: 804-828-7000  
Home Phone: 804-643-3562  
FAX: 804-828-9428

Head Coach: Sonny Smith  
Alma Mater/Year: Milligan/1958  
Record at VCU/Years: 73-72/5  
Career Record/Years: 276-249/18  
Basketball Office Phone: 804-828-1278  
Best Time to Call: 9-11 a.m.  
Assistant Coaches/Alma Mater/Year: Eddie Webb/Randolph-Macon/1975, Mike Ellis/North Carolina/1988, Tyrone Beaman/Tennessee/1984

1993-94 Overall Record: 14-13  
Series Record: First Meeting

## STARTERS RETURNING:

Tyrone McCoy	F	6-5	200	Sr.	15.7 ppg	4.8 rpg	Bethune, SC
--------------	---	-----	-----	-----	----------	---------	-------------

## OTHER LETTERMEN RETURNING:

George Byrd	F/C	6-7	245	So.	4.6 ppg	3.7 rpg	Gainesville, FL
David Chaney	G	6-5	185	So.	0.7 ppg	0.3 rpg	Temple Hills, MD
Keith Davis	G	6-4	175	So.	0.7 ppg	0.4 rpg	Washington, DC

## NEWCOMERS:

Ivan Chappell	F/G	6-6	205	Jr.			Chesapeake, VA (Western Branch/Otero JC)
Jamal Gladden	G	6-4	200	Fr.			Lorian, OH (Admiral King)
Sherman Hamilton	G	6-1	180	So.			Toronto, Canada (Westwood Secondary/Florida Tech)
Bernard Hopkins	F	6-7	260	Jr.			Baltimore, MD (Oerle/Hagerstown JC)
Joe Martin	G	6-2	180	Fr.			Hamilton, Ontario (Cathedral)
Ben Peabody	G/F	6-4	170	Jr.			Norman, OK (Norman/Rose State)
John Smith	C	6-8	260	Jr.			Columbia, SC (A.C. Flora/Wichita State)
Marlow Talley	F	6-7	230	Jr.			Sterling, VA (Broad Run/Polk CC)

## 1994-95 SCHEDULE

Nov. 13	Converse All-Stars (Exhib.)
Nov. 18	Republic of Czech (Exhib.)
Nov. 25-27	at Big Island Invitational
Nov. 30	Liberty
Dec. 3	Alabama
Dec. 5	at Tennessee-Martin
Dec. 10	at Florida International
Dec. 18	at Illinois State
Dec. 21	Tennessee State
Dec. 28	Mount St. Mary's
Dec. 31	Rhode Island
Jan. 3	George Mason
Jan. 5	Louisville
Jan. 7	South Florida
Jan. 11	at Richmond
Jan. 14	at Virginia Tech
Jan. 18	at James Madison
Jan. 21	Virginia Union
Jan. 26	North Carolina-Charlotte
Jan. 28	at South Florida
Feb. 1	Radford
Feb. 4	Southern Miss
Feb. 6	(n) Old Dominion
Feb. 8	at Tulane
Feb. 11	at Southern Miss
Feb. 18	at North Carolina-Charlotte
Feb. 23	Virginia Tech
Feb. 25	Tulane
Mar. 2	at Louisville

## 1993-94 RESULTS (14-13)

88	James Madison .....	73
70	Radford .....	64
93	at Liberty .....	68
86	Buffalo .....	58
93	at Siena .....	70
61	Richmond .....	76
109	at George Mason .....	88
91	(n) Iowa State .....	84
58	at UTEP .....	70
84	Tulsa .....	92
93	OTat Louisville .....	89
64	at Tulane .....	78
64	at Southern Miss .....	69
98	Oklahoma .....	82
72	South Florida .....	68
79	Southern Mississippi .....	76
74	Louisville .....	94
74	(n) Old Dominion .....	79
73	at Evansville .....	88
81	Virginia Tech .....	75
66	North Carolina-Charlotte .....	67
59	at Virginia Tech .....	75
79	at Xavier .....	76
75	Tulane .....	90
64	at North Carolina-Charlotte .....	76
91	at South Florida .....	80
64	(n) Virginia Tech .....	65



# Wartburg

Sunday, December 11, 1994 — UNI-Dome



Location: Waverly, IA 50677  
Enrollment: 1,450  
Nickname: Knights  
Colors: Orange and Black  
Conference: Iowa Conference (8-8/16th)  
Home Court/Capacity: Knights  
Gymnasium/1,837  
Press Row Phone: 319-352-8311  
President: Dr. Robert Vogel  
Athletic Director: Bob Nielson  
Office Phone: 319-352-8467  
Sports Information Director: Duane Schroeder  
Office Phone: 319-352-8277  
Home Phone: 319-352-3363  
FAX: 319-352-8301

Head Coach: Howard Gauthier  
Alma Mater/Year: Washington State/1981  
Record at Wartburg: 14-11/1  
Career Record: 45-61/4  
Basketball Office Phone: 319-352-8483  
Best Time to Call: Mornings  
Assistant Coach/Alma Mater/Year: Sean  
McDonough/Marquette/1991

1993-94 Overall Record: 14-11  
Series Record: UNI leads 13-8  
First Meeting: 1951-52, UNI 70-56  
Last Meeting: 1988-89, UNI 82-66

## STARTERS RETURNING:

Matt Freeseemann	F	6-6	250	Sr.	9.0 ppg	2.3 rpg	Clear Lake, IA
Rob Kain	C	6-8	230	Sr.	16.1 ppg	9.6 rpg	Ames, IA

## OTHER LETTERMEN RETURNING:

Bob Bringolf	F	6-6	190	Sr.	5.9 ppg	3.0 rpg	Newton, IA
Lucas DeWitt	G	5-11	150	Jr.	3.1 ppg	1.8 rpg	Spencer, IA
Eric Foote	G	6-0	155	Jr.	5.4 ppg	1.1 rpg	Newton, IA
Jeff Lynch	F	6-5	185	Sr.	6.0 ppg	2.4 rpg	Conrad, IA

## NEWCOMERS:

Travis Montgomery	F	6-3	165	So.			Waterloo, IA (East)
Todd Nelson	F	6-5	210	Fr.			Quincy, IL (Senior)
Jason Winter	G	6-2	170	Jr.			New Hampton, IA (New Hampton/Waldorf)

## 1994-95 SCHEDULE

Nov. 18-19	Wartburg Tournament	102
Nov. 22	Coe College	69
Nov. 29	at Iowa Wesleyan	73
Dec. 9	Northwestern (MN)	78
Dec. 11	at Northern Iowa	80
Dec. 29-30	at Northwestern (MN) Taco-John's Tournament	83 109
Jan. 6	at Luther	57
Jan. 7	at Dubuque	64
Jan. 13	Buena Vista	79
Jan. 14	Simpson	80
Jan. 20	Upper Iowa	84
Jan. 21	at Central	61
Jan. 27	Teikyo Marycrest	86
Jan. 31	Loras	80
Feb. 3	at William Penn	98
Feb. 4	Central	57
Feb. 10	Dubuque	95
Feb. 11	at Simpson	73
Feb. 17	Luther	92
Feb. 18	William Penn	75
Feb. 21	at Buena Vista	55
Feb. 24	at Loras	83
Feb. 25	at Upper Iowa	83

## 1993-94 RESULTS (14-11)

102	Pillsbury	49
69	Teikyo Marycrest	61
73	at Teiko Westmar	58
78	at Augustana	93
80	Iowa Wesleyan	66
83	Dordt	71
109	2OT at Northwestern (MN)	107
57	at Teikyo Marycrest	78
64	Central	72
79	William Penn	60
80	at Dubuque	90
84	at Luther	71
61	Upper Iowa	87
86	Simpson	94
80	at Buena Vista	87
98	Loras	87
57	Dubuque	68
95	2OT at Teiko Westmar	101
73	at Central	78
92	OT Luther	87
75	at William Penn	68
55	at Loras	54
83	Buena Vista	74
83	at Simpson	82
67	at Upper Iowa	89

# Wichita State

Saturday, December 17, 1994 — UNI-Dome  
Monday, January 30, 1995 — Levitt Arena



Location: Wichita, KS 67260-0018  
Enrollment: 14,893  
Nickname: Shockers  
Colors: Yellow and Black  
Conference: Missouri Valley (6-12/17th)  
Home Court/Capacity: Levitt Arena/10,656  
Press Row Phone: 316-689-3299  
President: Dr. Eugene Hughes  
Athletic Director: Bill Belknap  
Office Phone: 316-689-3250

Sports Information Director: Larry Rankin  
Office Phone: 316-689-3265  
Home Phone:

FAX: 316-689-3336

Radio: KNSS

Television: KAKE

Head Coach: Scott Thompson  
Alma Mater/Year: Iowa/1976  
Record at Wichita State: 19-35/2  
Career Record/Years: 84-114/7  
Basketball Office Phone: 316-689-3252  
Best Time to Call: Mornings  
Assistant Coaches/Alma Mater/Year: John  
Fitzpatrick/Bowling Green/1980, Charlie  
Sprott/East Central Oklahoma State/1978,  
Paul Molinari/Villanova/1990

1993-94 Overall Record: 9-18

Series Record: WSU leads 4-3

First Meeting: 1977-78, WSU 71-65

Last Meeting: 1993-94, UNI 74-58

## STARTERS RETURNING:

Jamie Arnold	F	6-7	185	So.	11.7 ppg	9.0 rpg	Oak Park, MI
Darin Miller	C	6-9	220	So.	8.8 ppg	3.7 rpg	Wellington, KS
L.D. Swanson	F	6-2	220	Sr.	10.5 ppg	4.6 rpg	Garland, TX

## OTHER LETTERMEN RETURNING:

Larry Callis	F	6-7	215	Jr.	4.8 ppg	4.3 rpg	Bay City, TX
Terrance Flowers	G	6-0	180	So.	5.8 ppg	1.5 rpg	Chicago, IL
Ryan Herrs	F	6-5	210	Jr.	6.9 ppg	2.7 rpg	McPherson, KS

## NEWCOMERS:

Carter Amett	F	6-7	200	Fr.			Olathe, KS (East)
Dorian Estell	G/F	6-4	200	Fr.			Kansas City, KS (Bishop Ward)
Brian Ewell	F	6-5	215	Sr.			Topeka, KS (West)
Jerry Stewart	C	6-11	200	Fr.			Parsons, KS (Parsons)

## 1994-95 SCHEDULE

Nov. 17	Spirit Express (Exhib.)	81
Nov. 22	Croatia (Exhib.)	59
Nov. 26	Southern Methodist	64
Nov. 28	at Northern Illinois	72
Dec. 3	Nebraska-Omaha	41
Dec. 10	at Mississippi	64
Dec. 17	at Northern Iowa	65
Dec. 20	Evansville	80
Dec. 29-30	Cessna Classic	48
Jan. 3	Kansas State	58
Jan. 7	at Southern Illinois	55
Jan. 10	Southwest Missouri State	77
Jan. 12	Tulsa	73
Jan. 15	at Drake	79
Jan. 19	at Bradley	82
Jan. 21	at Illinois State	58
Jan. 28	Bradley	87
Jan. 30	Northern Iowa	83
Feb. 4	Illinois State	55
Feb. 7	at Southwest Missouri State	64
Feb. 11	Drake	65
Feb. 16	Indiana State	47
Feb. 18	at Oral Roberts	61
Feb. 20	at Tulsa	51
Feb. 23	Creighton	66
Feb. 25	at Indiana State	67
Feb. 27	at Evansville	44
Mar. 4-6	at Diet Pepsi Missouri Valley Tournament	

## 1993-94 RESULTS (9-18)

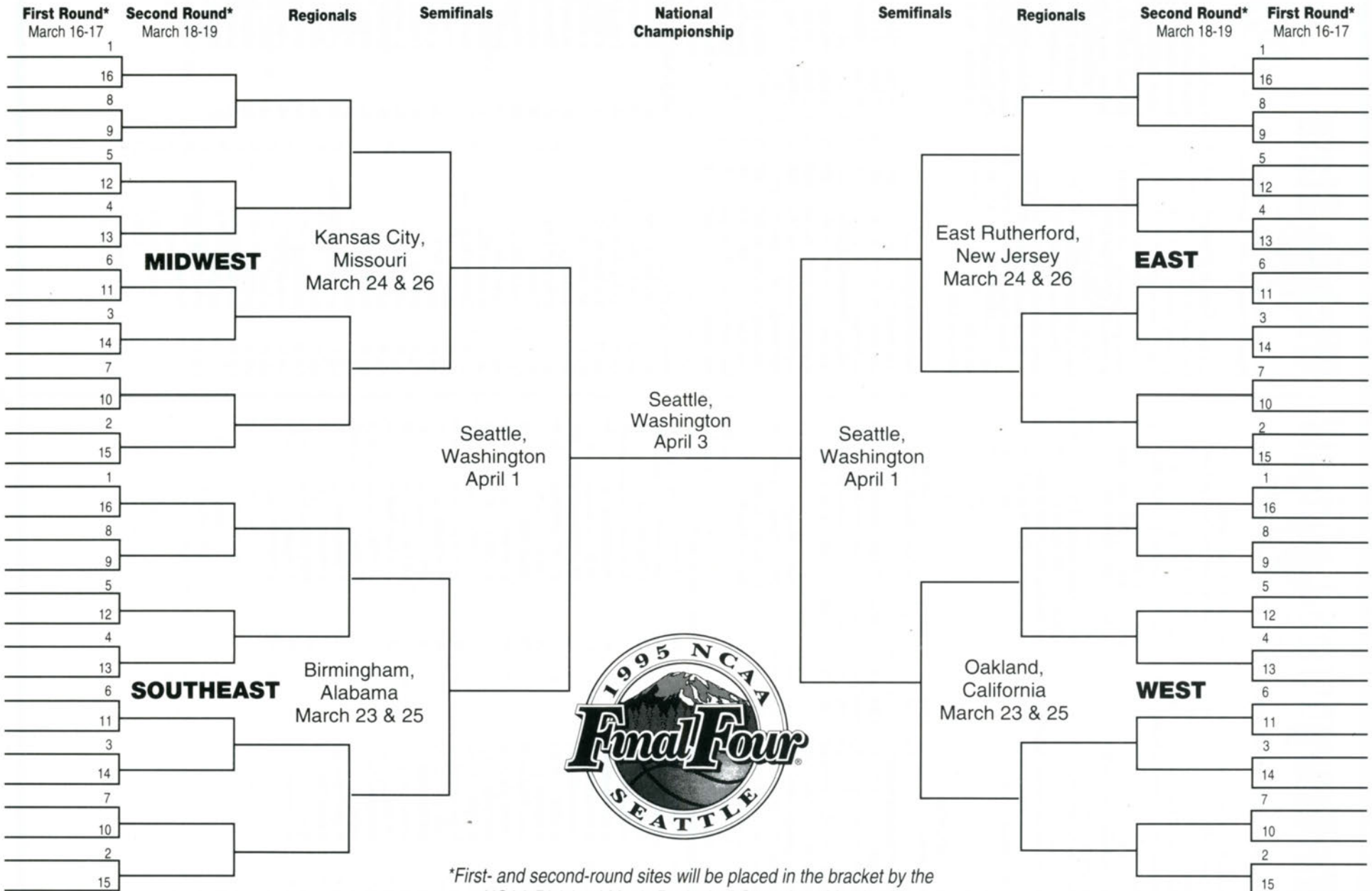
81	Hardin-Simmons	50
59	at Southern Methodist	65
64	Coppin State	65
72	at Nebraska	94
41	at Southwest Missouri State	58
64	Southern Illinois	72
65	OT Monmouth	59
80	Jackson State	75
48	at Missouri-Kansas City	68
58	Bradley	61
55	at Kansas State	71
77	Northern Iowa	71
73	at Indiana State	87
79	at Southern Illinois	95
82	Creighton	66
58	at Northern Iowa	74
87	2OT Illinois State	85
83	OT Drake	79
55	at Creighton	56
64	at Tulsa	79
65	Southwest Missouri State	63
47	at Illinois State	78
61	at Bradley	70
51	Tulsa	89
66	Indiana State	54
67	at Drake	109
44	(n) Bradley	52





NCAA

# 1995 National Collegiate Division I Men's BASKETBALL CHAMPIONSHIP





# Panther History

## 94 Years of UNI Basketball

**T**he rich history of Northern Iowa men's basketball began in 1900. Many players and coaches have contributed to over 800 Panther victories.

A coachless 1900-01 squad failed to post a victory in three tries during its inaugural season. However, the team quickly rebounded to post an undefeated 1-0 record during its second campaign. Similar seasons with few games produced a record of 260-205 before a two-year hiatus from 1943-45, during World War II.

The Panthers joined the North Central Conference in 1935, joining South Dakota, South Dakota State, North Dakota, North Dakota State, Morningside and Augustana (SD). The first conference championship was coached by O.M. "Hon" Nordly during the 1947-48 season. Nordly followed that title with three more in succession, and coached five of the nine league-winning teams in Panther history.

Nordly's top player in the late '40s was a tough forward, Norm Jespersen, who has been inducted into the UNI Athletics Hall of Fame. The four-year starter is the only player from that decade, or earlier, to be listed among the school's Top 25 career scorers.

Three Iowa State Teachers College (now UNI) stars brought the school its fourth straight conference title during the 1950-51 season. Guard Dick Garth averaged 15.6 points, the highest average up to that time. Forward Bill Petersen joined Garth on the all-NCC team. Freshman sensation Howard Pigg also made the all-league honorable mention team.

After dropping to third place in 1952, Nordly took a team of inexperienced players to his fifth conference title during the 1952-53 season. ISTC finished fourth the next year, Nordly's last. He finished with a 166-127 record over 15 years and is the school's leader for seasons coached, career victories and conference titles.

ISTC rebounded to second place in 1955. Two key players were military veteran Pigg and forward Dick Beetsch. Pigg was named first-team all-conference, and Beetsch second team.

The '60s were a golden age of basketball. Teams totaled 156 wins while tasting defeat only 75 times for a 68 winning percentage. James Witham, another UNI Hall of Famer, coached from 1956-61. Witham's 1960-61 squad went 16-5 and 9-3 in the conference, placing second. He finished with a 63-49 record and became the newly-named State College of Iowa's first athletic director. Norm

Stewart, now coaching the Missouri Tigers, took over the reigns in 1961.

Stewart led SCI to its best season ever. The Panthers went 19-5 overall and 8-4 in the NCC, tying for first. The team advanced to its first-ever NCAA regional tournament. The season closed with a last-second loss to Nebraska Wesleyan in the first round.

Despite the loss of several key performers, the 1962-63 team managed a 15-8 mark, but the next year was the most fabled. All-conference pick Pete Spoden returned from military service to form a strong nucleus, joining all-league pick Duane Josephson and Ron Jessen. The team exploded to a 13-1 start,



then lost Spoden to a knee injury. Members of the revamped starting lineup each averaged in double figures the remainder of the campaign and the team ended with a 20-2 regular-season record.

Led by Midwest Regional MVP Josephson, the Panthers advanced to the Final Eight of the NCAA Division II tournament. They lost the consolation game to North Carolina A&T and finished with a 23-4 overall mark, which still stands as a school record for number of wins in a season.

Spoden was named first-team all-American, despite missing the last 13 games. He was drafted by the NBA's Baltimore Bullets. Josephson went on to a professional baseball career with the Chicago White Sox and was an American League all-star catcher. Teammate Craig Knepp was a third-team all-American in 1966.

Stewart wrapped up his SCI career in 1968 with a 97-42 record. That winning percentage of 69.8 tops all coaches with 50 or more wins. He also contributed to two NCC titles. A member of his final team, Jerry Waugh, was a fourth-team all-American in 1967 and was

invited to participate in the College Division Olympic tryouts. His career-scoring average of 20.4 was the first to top 20 points in history. Also, that team averaged a school-record 88.1 points, a mark which still stands.

Jim Berry took over coaching duties in 1973. The Panthers had gone into a slump following Stewart's reign and Berry's rebuilding program made steady progress after his first campaign. He brought UNI its first winning record in eight years — a 15-12 mark and a second-place finish in the NCC in 1978. UNI left the NCC for the newly-formed Mid-Continent Conference before the 1978-79 season.

UNI responded to the challenge, finishing 18-11 overall and 6-4 in the conference. Four-year starter Ron Lemons was named all-league and was ranked 20th in the nation in shooting (58.5). The Panthers received an at-large bid to the NCAA Division II playoffs, defeating Nebraska-Omaha in the first round before losing to Wisconsin-Green Bay. UNI moved its schedule up a notch in 1979-80, playing eight Division I teams in preparation of the move to the higher division, which came in 1980-81.

The 1982-83 team's leading scorer and rebounder were an unlikely pair, with the top rebounder the team's smallest player — 5-9 Brent Carmichael, who went on to play professionally with the CBA's Rockford Lightning. Iowa's prep "Mr. Basketball", Randy Kraayenbrink, led the team in scoring.

With the help of Kraayenbrink, UNI's first winning season at the Division I level came in 1983-84. The Panthers went 10-4 in the league and 18-10 overall. A NIT invitation seemed imminent except the squad lost its last three games of the year with Kraayenbrink sitting on the bench with an ankle injury. UNI also was undefeated at home that year with a 14-0 mark.

Kraayenbrink closed out his career with a 20.4 average and became UNI's all-time leading scorer with 2,004 points, a mark which stood until Jason Reese overtook the total with 2,033 points in 1990.

Current head coach Eldon Miller joined the Panthers for the 1986-87 season. UNI made its first trip to the NCAA Division I tournament in 1990, upsetting Missouri in the first round and losing to Minnesota by only three points in the second round.

This year, UNI competes in the Missouri Valley Conference for only the third year. Last year, the Panthers advanced to the championship game of the Diet Pepsi MVC Tournament, losing only 77-74 to Southern Illinois. UNI's 16-13 record was the best mark since the 1990 NCAA tournament season.



## Chronology of UNI Athletic Affiliations

1876	Founded as Iowa State Normal School
1893	UNI fields first intercollegiate team in baseball
1923	UNI joins Iowa Conference
1936	UNI becomes a member of the North Central Conference, joining North Dakota State, North Dakota, South Dakota, South Dakota State, Morningside and Omaha. Augustana (SD) and Mankato State join later, while Omaha leaves
1978	UNI leaves the North Central to join the original Mid-Continent Conference as a charter member, along with Akron, Eastern Illinois, Northern Michigan, Western Illinois and Youngstown State
1980	UNI begins competition at NCAA Division I level for all men's and women's sports
1981	UNI begins competition in football at the 1-AA level
1982	UNI joins in the formation of the Association of Mid-Continent Universities with fellow charter members Cleveland State, Eastern Illinois, Illinois at Chicago, Southwest Missouri State, Valparaiso, Western Illinois and Wisconsin-Green Bay for all men's sports except football
	UNI joins in the formation of the Gateway Collegiate Athletic Conference with fellow charter members Bradley, Drake, Eastern Illinois, Illinois State, Indiana State, Southern Illinois, Southwest Missouri State, Western Illinois and Wichita State for all women's sports
	The AIAW dissolves
1985	Mid-Continent football conference dissolves as the Gateway adds football
1991	UNI is accepted for membership into the Missouri Valley Conference for seven men's sports and leaves the Mid-Continent
1992	The Gateway division for women's sports is dissolved as schools realign with either the Missouri Valley or the Mid-Continent Conferences

## UNI Athletics Hall of Fame Basketball Inductees

1985	O.M. Nordly	Jim Witham
1986	Dick Beetsch	
1987	Duane Josephson	Eddie Watt
1988	James Jackson	
1989	Howard Pigg	Pete Spoden
1990	Jerry Morgan	
1992	Norman Jespersen	

## Former All-America Cagers

1963-64	Pete Spoden, 1st Team AP
1965-66	Craig Knepe, 3rd Team AP
1966-67	Jerry Waugh, 4th Team Coaches' A-A
1984-85	Randy Kraayenbrink, Honorable Mention AP

## Players in the Pros

1973	Darrell Timion	Australia
1975	Bill Runchey	Australia
1979	Ron Lemons	Australia
1986	Randy Kraayenbrink	Yugoslavia
1988	Greg McDermott	Switzerland
	James Parker	Argentina
	Mike Bailey	Switzerland
1989	Nick Nurse	England
1990	Jason Reese	Boston Celtics, Australia
	Steve Phyle	Australia, Honduras, Argentina, CBA, France, Uruguay
	Maurice Newby	Germany
1991	Troy Muilenburg	CBA, Australia
	Brad Hill	Honduras, Sweden
1992	Troy Vaughn	Honduras
1994	Brian Jones	Australia
	Randy Blocker	CBA

## 1,000-Point Club

1. Jason Reese (1986-90)	2,033
2. Randy Kraayenbrink (1982-86)	2,004
3. Bill McCoy (1969-73)	1,713
4. Ron Lemons (1976-79)	1,476
5. Cam Johnson (1989-94)	1,286
6. Ken Huelman (1975-79)	1,275
7. Troy Muilenburg (1987-91)	1,251
8. Dale Turner (1988-92)	1,250
9. Pete Spoden (1960-64)	1,239
10. Craig Knepe (1963-66)	1,200
11. Cedrick McCullough (1988-92)	1,158
12. Randy Blocker (1992-94)	1,154
13. Maurice Newby (1986-91)	1,147
14. Rod Underwood (1977-81)	1,126
15. Norm Jespersen (1946-49)	1,099
16. Jerry Holbrook (1959-62)	1,045
17. Howie Pigg (1951-55)	1,041
18. Greg McDermott (1984-88)	1,033
19. Dick Beetsch (1952-56)	1,029
20. John Martin (1967-70)	1,027
21. Jerry Waugh (1966-68)	1,009

## 500-Point Club

22. Joseph Ferguson (1971-75)	999
23. Randy Beilke (1960-63)	962
24. Mark Long (1975-79)	959
25. Ron Jessen (1962-65)	926
26. Bill Jones (1977-81)	915
27. Duane Josephson (1961-64)	913
28. Steve Phyle (1987-90)	912
29. Mike Kemp (1975-79)	895
30. Jim Jackson (1958-60)	891
31. Steve Peters (1976-81)	861
32. Ray Storck (1979-83)	851
33. Tony Hauptert (1977-81)	818
34. Walt Kochneff (1946-50)	811
35. Nick Nurse (1985-89)	801
36. Brian Bestul (1969-73)	791
37. Skip Anderson (1967-70)	744
38. Frank Stotts (1956-59)	738
39. Scott Stafford (1983-85)	730
40. Ron LaFrentz (1957-60)	723
41. Darrell Timion (1969-73)	722
42. Jay Block (1980-84)	718
43. Herbert King (1980-84)	711
44. Darrell Jesse (1966-69)	673
45. Bob Waller (1959-62)	662
46. Dwayne Jackson (1979-84)	656
47. Van Combs (1945-49)	642
48. Bill Runchey (1972-75)	630
49. Del Nicklaus (1953-56)	604
50. Ray Nissen (1954-56)	590
51. Mark Enright (1975-78)	585
51. Brent Carmichael (1981-83)	585
53. Dean Jensen (1957-60)	584
54. Mike Pijanowski (1981-84)	555



# Northern Iowa Records



## School Records Set in 1993-94

### INDIVIDUAL

**Points in a Game** — (Ties) 40, Cam Johnson vs. Drake (Jerry Waugh vs. North Dakota, 1967-68)

**Points in a Season** — 645, Randy Blocker (638, Jason Reese, 1989-90)

**Highest Scoring Average, Season** — 23.0, Randy Blocker

**Most Field Goals Attempted, Season** — 503, Randy Blocker

**Three-Point Field Goals Made, Game** — 8, Cam Johnson vs. Drake (6, Nick Nurse vs. Morningside, 1987-88)

**Three-Point Field Goals Made, Season** — 73, Cam Johnson (72, Nick Nurse, 1987-88)

**Three-Point Field Goals Attempted, Game** — 13, Cam Johnson vs. Drake (11, Troy Muilenburg vs. Minnesota, 1989-90)

**Three-Point Field Goals Attempted, Season** — 189, Cam Johnson (156, Maurice Newby, 1990-91)

### TEAM

**Most Consecutive 90-or-More-Point Games** — (Ties) 2 (1988-89)

**Three-Point Field Goals Attempted, Game** — (Ties) 27, vs. Southern Illinois (vs. Wyoming, 1990-91)

**Most Blocked Shots, Season** — 115



# Northern Iowa Team Records

---

## Wins-Losses

Most Games, Season: 32, 1989-90; 1990-91  
Fewest Games, Season: 19, 1955-56  
Wins, Season: 23 (27 games), 1963-64; (32 games), 1989-90  
Losses, Season: 22 (26 games), 1973-74  
Consecutive Wins, Consecutive Seasons: 14, 1962-63; 1963-64  
Consecutive Losses, Season: 10, 1973-74  
Road Win Streak: 6, 1963-64  
Road Losing Streak: 17, 1973-75; 10, 1973-74; 1976-77  
Home Win Streak: 20, 1961-65; 14, 1988-89  
Home Losing Streak: 4, 1973-74  
Consecutive Win Streak, Season: 10, 1963-64  
Consecutive Losing Streak, Consecutive Seasons: 10, 1981-83; 9, 1974-75  
Highest Winning Percentage, Season: .792, 1961-62 (19-5)  
Lowest Winning Percentage, Season: .154, 1973-74 (4-22)  
Best Conference Record, Season: 9-1, 1963-64  
Worst Conference Record, Season: 1-13, 1973-74  
Most Conference Games Won, Season: 11, 1960-61  
Most Conference Games Lost, Season: 13, 1973-74, 1991-92  
Most Overtimes: 6 (vs. North Dakota State), 1958-59

---

## Points

Game: 126 (vs. Eastern Illinois), 1987-88 (4 OT)  
Against, Game: 123 (vs. Iowa State), 1974-75  
Season: 2,493 (32 games), 1989-90  
Against, Season: 2,328 (32 games), 1989-90  
Both Teams, Game: 247 (UNI 126, Eastern Illinois 121, 4 OT), 1987-88  
Most Points Scored in a Half: 65 (vs. Stephen F. Austin), 1989-90  
Most Points Scored on the Road: 106 (vs. Wartburg), 1964-65  
Highest Average, Season: 88.1 (22 games), 1967-68  
Highest Average Allowed, Season: 86.5, 1970-71  
Biggest Margin, For: 64 (UNI 96, Grinnell 32), 1945-46  
Biggest Margin, Against: 53 (Iowa State 123, UNI 70), 1974-75  
Most Consecutive 70-or-More-Point Games: 18, 1987-88, 1988-89  
Most Consecutive 80-or-More-Point Games: 4, Several Times, 1987-88, 1988-89  
Most Consecutive 90-or-More-Point Games: 2, 1988-89; 1993-94  
Most Points Scored in a Losing Game: 101 (vs. Armstrong State) 1978-79  
Fewest Points Scored in a Winning Game: 39 (vs. North Dakota State) 1951-52  
Fewest Points Scored in a Losing Game: 39 (at Illinois State) 1981-82

---

## Field Goals Scored

Game: 47 (vs. Eastern Illinois) 1987-88  
Season: 924 (32 games) 1989-90

---

## Field Goals Attempted

Game: 98 (vs. Eastern Illinois), 1987-88  
Season: 1849 (32 games) 1989-90

---

## Highest Field Goal Percentage

Game: .732 (vs. Cleveland State), 1985-86  
Season: .510, 1978-79

---

Highest Field Goal Percentage Allowed, Season: .531, 1973-74

---

## Free Throws

Game: 42 (vs. Morningside), 1961-62  
Season: 617, 1970-71

---

## Highest Free Throw Percentage

Game: 1.000 (15-15, vs. Western Illinois), 1986-87  
Season: .769, 1986-87

---

## Free Throws Allowed

Game: 41 (Southwest Missouri State), 1987-88  
Season: 508, 1987-88

---

## Free Throws Attempted

Game: 56 (vs. South Dakota), 1970-71  
Season: 887, 1970-71

---

## Free Throw Attempts Allowed

Game: 53 (South Dakota State), 1954-55  
Season: 752, 1969-70

---

## 3-Pt. Field Goals Made

Game: 11 (vs. Valparaiso), 1989-90; (vs. Nevada) 1990-91  
Season: 167, 1990-91

---

## 3-Pt. Field Goals Attempted

Game: 27 (vs. Wyoming), 1990-91; (vs. Southern Illinois), 1993-94  
Season: 476, 1990-91

---

## 3-Pt. Field Goal Percentage

Game: 1.000 (vs. William Penn, 4-4), 1987-88  
Season: .422 (108-256), 1986-87

---

## 3-Pt. Field Goals Allowed

Game: 12 (vs. Valparaiso), 1987-88  
Season: 140, 1989-90

---

## Highest 3-Pt. Field Goal Percentage Allowed

Game: 1.000 (Wisconsin-Green Bay, 5-5), 19

---

## Rebounds

Game: 83 (vs. South Dakota State), 1959-60  
Season: 1,409 (23 games), 1959-60

---

## Most Rebounds Allowed

Game: 74 (North Dakota), 1957-58  
Season: 1,369, 1963-64

---

Highest Rebound Average, Season: 61.3, 1959-60

---

Highest Rebound Average Allowed, Season: 50.9, 1967-68

---

## Most Fouls

Game: 34, (vs. North Dakota State), 1950-51; (vs. Southwest Missouri State), 1987-88  
Season: 635, 1982-83

---

Most Disqualifications, Season: 28, 1962-63

---

## Assists

Game: 32 (vs. South Dakota State), 1976-77  
Season: 505, 1988-89

---

## Assists Allowed

Game: 35 (Augustana), 1976-77  
Season: 464, 1977-78

---

Most Turnovers, Game: 38 (vs. Central Missouri State), 1973-74

---

## Steals

Game: 25 (vs. Drake), 1983-84  
Season: 243, 1982-83

---

## Steals Allowed

Game: 21 (Cleveland State), 1988-89  
Season: 232, 1986-87

---

## Blocked Shots

Game: 15 (vs. Cleveland State), 1983-84  
Season: 115, 1993-94

---

## Blocked Shots Allowed

Game: 14 (Southwest Missouri State), 1989-90  
Season: 464, 1977-78



# Individual Records

---

## Points

Game: 40, Jerry Waugh (vs. North Dakota), 1967-68; Cam Johnson (vs. Drake), 1993-94

Season: 645, Randy Blocker, 1993-94

Career: 2,033, Jason Reese, 1985-90

Highest Scoring Average, Season: 23.0, Randy Blocker, 1993-94

Highest Scoring Average, Career: 20.8 (1,019 pts.), Jerry Waugh, 1966-69

---

## Field Goals

Game: 16, Craig Knepp (vs. South Dakota State), 1964-65; Jason Reese (vs. Southern Methodist), 1988-89

Season: 240, Randy Kraayenbrink, 1984-85; Jason Reese, 1988-89

Career: 764, Jason Reese, 1985-90

Highest Percentage, Game: 1.000 (10-10), Jim Davis (vs. Westmar), 1973-74

Highest Percentage, Season: .675, Ray Storck, 1984-85

Highest Percentage, Career: .584 (373-639), Steve Phyfe, 1988-90

---

## Field Goals Attempted

Season: 503, Randy Blocker, 1993-94

Career: 1,401, Jason Reese, 1985-90

---

## Free Throws

Game: 19, Bill McCoy (vs. Bemidji), 1970-71

Season: 212, Bill McCoy, 1970-71

Career: 579, Bill McCoy, 1969-73

Consecutive Games: 30, Jason Reese, 1989-90

Consecutive: 32, Bill McCoy, 1971-72

Highest Percentage, Game: 1.000 (15-15), Scott Stafford (vs. Western Illinois), 1984-85

Highest Percentage, Season (min. 50 made): .874 (104-119), Dale Turner (1991-92)

Highest Percentage (min. 150 made), Career: .856 (149-174), Maurice Newby, 1987-88, 1990-91; .834, Troy Muilenburg (237-284), 1987, 1989-91

---

## Free Throws Attempted

Game: 21, Paul Balcom (vs. Macalester), 1962-63

Season: 274, Bill McCoy, 1970-71

Career: 762, Bill McCoy, 1970-73

---

## 3-Pt. Field Goals Made

Game: 8, Cam Johnson (vs. Drake), 1993-94

Season: 73, Cam Johnson, 1993-94

Career: 170, Nick Nurse, 1986-89

Highest Percentage, Game (min. 5 made): .833 (5-6), Maurice Newby (vs. Valparaiso), 1989-90

Highest Percentage, Season (min. 30 att.): .547 (29-53), Cam Johnson, 1992-93

---

## 3-Pt. Field Goals Attempted

Game: 13, Cam Johnson (vs. Drake), 1993-94

Season: 189, Cam Johnson, 1993-94

Career: 387, Maurice Newby, 1986-91

---

## Most Consecutive Games Scoring 3-Pt. Goals

27, Nick Nurse (Feb. 23, 1987-Feb. 20, 1988)

---

## Rebounds

Game: 34, Pete Spoden (vs. Winona State), 1960-61

Season: 261, Troy Muilenburg, 1990-91

Career: 1,104, Pete Spoden, 1960-64

Highest Average, Season: 18.2, Jim Jackson, 1958-59

Highest Average, Career: 15.8 (1,104), Pete Spoden, 1960-62, 1964

---

## Fouls

Season: 107, Bill Runchey, 1974-75

Disqualifications, Season: 12, Bill Jones, 1980-81

---

## Assists

Game: 15, Jay Imhoff, 1979-80

Season: 152, Dale Turner, 1989-90

Career: 520, Dale Turner, 1989-92

Highest Average, Season: 5.8, Jay Imhoff, 1979-80

Highest Average, Career: 4.4, Dale Turner, 1989-92

---

## Steals

Game: 9, Cam Johnson (vs. St. Bonaventure), 1992-93

Season: 100, Brent Carmichael, 1982-83

---

## Blocked Shots

Game: 8, Scott Stafford (vs. Cleveland State), 1983-84


Season: 51, Scott Stafford, 1983-84



®



# Annual Champions



Norm Jespersen

## Scoring (1950-94)

YEAR	PLAYER	GMS	PTS	AVG
1994	Randy Blocker	28	645	23.0
1993	Randy Blocker	27	509	18.9
1992	Dale Turner	28	386	13.8
1991	Troy Muilenburg	32	428	13.4
1990	Jason Reese	32	638	19.9
1989	Jason Reese	28	623	22.3
1988	James Parker	26	378	14.5
1987	Greg McDermott	28	387	13.8
1986	Scott Plondke	26	428	16.5
1985	Randy Kraayenbrink	28	587	21.0
1984	Randy Kraayenbrink	26	481	18.5
1983	Randy Kraayenbrink	31	384	12.4
1982	Ray Storck	27	362	13.4
1981	Rod Underwood	26	348	13.4
1980	Rod Underwood	25	376	15.0
1979	Ron Lemons	29	472	16.3
1978	Ron Lemons	27	436	16.1
1977	Ron Lemons	27	426	15.8
1976	Mark Enright	20	328	16.4
1975	Bill Runchey	26	322	12.4
1974	Joe Ferguson	26	323	12.4
1973	Bill McCoy	24	454	18.9
1972	Bill McCoy	23	454	19.7
1971	Bill McCoy	26	550	21.2
1970	John Martin	25	475	19.0
1969	X	X	X	X
1968	Jerry Waugh	22	515	22.4
1967	Jerry Waugh	22	445	20.2
1966	X	X	X	X
1965	Craig Knepe	23	459	19.9
1964	Duane Josephson	27	455	16.8
1963	Duane Josephson	23	421	18.3
1962	Pete Spoden	24	485	20.3
1961	Jerry Holbrook	21	321	15.3
1960	Jerry Holbrook	23	325	14.1
1959	Jim Jackson	23	310	13.5
1958	Dennis Filliman	23	274	11.9
1957	Frank Stotts	21	320	15.2
1956	Dick Beetsch	19	262	13.8
1955	Howard Pigg	21	455	21.7
1954	Dick Beetsch	21	275	13.1
1953	X	X	X	X
1952	Howard Pigg	23	356	15.5
1951	Dick Garth	23	359	15.6
1950	Norm Jespersen	21	393	18.7


X-Statistics Unavailable



Nick Nurse

## 3-Point Field Goals Made (1987-94)

YEAR	PLAYER	GMS	3-PTS MADE-ATT	%
1994	Cam Johnson	28	73-189	.386
1993	Cam Johnson	26	29-53	.547
1992	Louis Armstrong	26	41-116	.354
1991	Maurice Newby	31	56-156	.359
1990	Troy Muilenburg	32	49-131	.374
1989	Nick Nurse	28	61-139	.439
1988	Nick Nurse	28	72-145	.497
1987	Nick Nurse	28	37-79	.468



Joe Ferguson

## Assists (1973-94)

YEAR	PLAYER	GMS	ASSTS	AVG
1994	Brian Carpenter	29	89	3.06
1993	Ed Madlock	27	66	2.44
1992	Dale Turner	28	94	3.36
1991	Dale Turner	29	146	5.03
1990	Dale Turner	32	152	4.75
1989	Dale Turner	28	128	4.57
1988	Nick Nurse	28	99	3.54
1987	Nick Nurse	28	94	3.36
1986	Randy Kraayenbrink	27	70	2.59
1985	Rob Williams	28	118	4.21
1984	Rob Williams	28	144	5.14
1983	Brent Carmichael	31	126	4.06
1982	Brent Carmichael	27	83	3.07
1981	Rod Underwood	26	82	3.15
1980	Jay Imhoff	24	140	5.83
1979	Mike Kemp	29	88	3.03
1978	Mark Long	27	114	4.22
1977	Mark Long	27	99	3.67
1976	Mark Long	25	89	3.56
1975	Joe Ferguson	26	86	3.31
1974	X	X	X	X
1973	Joe Ferguson	24	81	3.38





Jim Jackson

## Rebounds (1954-94)


YEAR	PLAYER	GMS	REBS	AVG
1994	Randy Blocker	28	215	7.7
1993	Randy Blocker	27	195	7.2
1992	Cedrick McCullough	26	120	4.6
1991	Troy Muilenburg	32	261	8.2
1990	Jason Reese	32	259	8.1
1989	Jason Reese	28	199	7.1
1988	James Parker	26	147	5.7
1987	Greg McDermott	28	179	6.4
1986	Scott Plondke	26	169	6.5
1985	Scott Stafford	28	244	8.7
1984	Scott Stafford	28	191	6.8
1983	Brent Carmichael	31	151	4.9
1982	Jay Block	27	151	5.6
1981	Bill Jones	26	150	5.8
1980	Bill Jones	25	155	6.2
1979	Ron Lemons	29	247	8.5
1978	Ron Lemons	27	210	7.8
1977	Ron Lemons	27	223	8.3
1976	Mark Enright	20	210	10.5
1975	Bill Runchey	26	186	7.2
1974	Bill Runchey	26	169	6.5
1973	Darrell Timion	23	183	7.9
1972	Randy Beilke	23	178	7.7
1971	Darrell Timion	26	223	8.6
1970	John Martin	25	253	10.1
1969	X	X	X	X
1968	Ken Huelman	22	261	11.9
1967	Ken Huelman	22	281	12.8
1966	X	X	X	X
1965	Craig Knepe	27	234	8.6
1964	Craig Knepe	27	234	8.6
1963	Dick Savage	23	174	7.6
1962	Pete Spoden	24	357	14.9
1961	Pete Spoden	21	365	17.4
1960	Jim Jackson	23	392	17.0
1959	Jim Jackson	23	418	18.2
1958	Clark McCleary	23	219	9.5
1957	Clark McCleary	22	219	10.0
1956	Del Nicklaus	19	282	14.8
1955	Ray Nissen	22	255	11.6
1954	Lou Paulsen	20	147	7.3



Jay Imhoff

## Steals (1979-94)

YEAR	PLAYER	GMS	STLS	AVG
1994	Randy Blocker	28	49	1.75
1993	Cam Johnson	26	58	2.23
1992	Dale Turner	28	40	1.43
1991	Troy Muilenburg	32	44	1.38
1990	Dale Turner	32	34	1.06
1989	Nick Nurse	28	35	1.25
1988	Nick Nurse	28	53	1.89
1987	Nick Nurse	28	47	1.68
1986	Rob Williams	27	37	1.37
1985	Rob Williams	28	48	1.71
1984	Rob Williams	28	42	1.50
1983	Brent Carmichael	31	100	3.23
1982	Brent Carmichael	27	80	2.96
1981	Jay Block	27	27	1.00
1980	Jay Imhoff	24	39	1.63
1979	Mike Kemp	29	32	1.10




Ron Lemons

## Blocked Shots (1979-94)

YEAR	PLAYER	GMS	BS	AVG
1994	Randy Blocker	28	29	1.03
	Jason Sims	29	29	1.00
1993	Brian Jones	26	14	1.86
1992	Troy Vaughn	26	15	0.58
	Terry Merfeld	16	15	0.94
1991	Nick Pace	28	12	0.43
1990	Steve Phyfe	31	26	0.84
1989	Steve Phyfe	28	25	0.89
1988	Steve Phyfe	28	15	0.54
1987	Greg McDermott	28	23	0.82
1986	Greg McDermott	27	13	0.48
1985	Scott Stafford	28	34	1.21
1984	Scott Stafford	28	51	1.82
1983	Ray Storck	31	36	1.16
1982	Herbert King	27	26	0.96
1981	Bill Jones	26	18	0.69
1980	Bill Jones	25	28	1.12
1979	Ron Lemons	29	20	0.69





Jerry Holbrook

## Field Goal Percentage (1950-94)

YEAR	PLAYER	GMS	FG-FGA	%
1994	Jason Sims	29	60-103	.583
1993	Randy Blocker	27	201-393	.512
1992	Jon Ellis	28	49-98	.500
1991	Cedrick McCullough	32	154-306	.503
1990	Steve Phyfe	31	108-182	.593
1989	Steve Phyfe	28	161-265	.608
1988	Greg McDermott	28	117-194	.603
1987	Greg McDermott	28	148-248	.597
1986	Greg McDermott	27	96-165	.582
1985	Nathan Harris	18	54-96	.563
1984	Jay Block	28	92-163	.564
1983	Jay Block	31	83-159	.522
1982	Ray Storck	27	147-273	.538
1981	Steve Peters	26	97-191	.508
1980	Ray Storck	22	30-48	.625
1979	Ron Lemons	29	196-335	.585
1978	Ron Lemons	27	191-351	.544
1977	Ron Lemons	27	185-386	.519
1976	Randy Podhaski	26	88-174	.505
1975	Randy Podhaski	26	122-240	.508
1974	Randy Podhaski	19	43-77	.558
1973	Randy Beilke	24	89-175	.505
1972	Randy Beilke	23	103-198	.520
1971	Brian Bestul	25	115-238	.483
1970	Bill McCoy	24	87-186	.467
1969	X	X	X	X
1968	Ken Huelman	22	139-280	.496
1967	Jerry Waugh	22	178-342	.520
1966	X	X	X	X
1965	Craig Knepe	23	177-324	.546
1964	Ron Jessen	27	124-248	.500
1963	Dick Lowe	22	53-110	.482
1962	Jerry Holbrook	24	134-283	.473
1961	Ed Watt	21	53-104	.509
1960	Jerry Holbrook	23	119-277	.430
1959	Jim Jackson	23	115-268	.429
1958	Gary Mohl	19	25-59	.424
1957	Dennis Filliman	21	57-132	.432
1956	Dick Strub	18	20-42	.476
1955	Ray Nissen	22	125-242	.517
1954	Lou Paulsen	20	58-151	.384
1953	X	X	X	X
1952	Howard Pigg	23	134-355	.378
1951	Bill Peterson	23	100-293	.341
1950	Walt Kochneff	21	116-291	.399



Duane Josephson

## Free Throw Percentage (1950-94)

YEAR	PLAYER	GMS	FT-FTA	%
1994	Sean Rice	25	20-24	.833
1993	Cam Johnson	26	75-101	.743
1992	Dale Turner	28	104-119	.874
1991	Maurice Newby	31	29-33	.879
1990	Maurice Newby	32	21-23	.913
1989	Scott Socha	28	25-30	.833
1988	Mike Bailey	28	29-33	.879
1987	Kirk Francis	27	25-28	.983
1986	Nick Nurse	27	17-20	.850
1985	Scott Stafford	28	96-120	.800
1984	Randy Kraayenbrink	26	115-141	.816
1983	Randy Kraayenbrink	31	58-77	.753
1982	Ray Storck	27	68-86	.791
1981	Rod Underwood	26	58-67	.866
1980	Mike Clark	25	28-32	.875
1979	Ron Lemons	29	80-100	.800
1978	Phil Rilett	25	16-21	.761
1977	Mark Long	27	55-68	.808
1976	Mark Welsh	26	82-106	.773
1975	Joe Ferguson	26	55-67	.821
1974	Bill Barnhouse	20	15-16	.938
1973	Bill McCoy	24	140-175	.800
1972	Randy Beilke	23	51-66	.773
1971	Bill McCoy	26	212-274	.774
1970	Don Anderson	25	35-47	.745
1969	X	X	X	X
1968	Don Anderson	17	12-13	.923
1967	Jerry Waugh	22	99-130	.735
1966	X	X	X	X
1965	Ron Jessen	23	131-167	.784
1964	Craig Knepe	27	88-116	.758
1963	Duane Josephson	23	97-121	.802
1962	Jerry Holbrook	24	131-166	.789
1961	Larry Timion	19	16-21	.762
1960	Jerry Holbrook	23	87-118	.737
1959	Jack Mully	19	22-27	.815
1958	Frank Stotts	20	72-104	.692
1957	Dennis Filliman	21	59-76	.776
1956	Ray Nissen	18	80-107	.748
1955	Howard Pigg	21	137-172	.797
1954	Ken Nichols	17	24-32	.750
1953	X	X	X	X
1952	Howard Pigg	23	88-129	.682
1951	Howard Pigg	23	58-81	.716
1950	Willard Gisell	19	29-38	.763



## 100-Point Panther Games

Score	Opponent (Date)
123-121	Eastern Illinois (4 OT) (1-30-88)
120-96	Stephen F. Austin (1-6-90)
119-98	Augustana (1-13-68)
112-84	South Dakota (2-28-76)
111-80	Culver-Stockton (12-1-67)
111-79	Western Illinois (2-19-68)
110-82	Northwest Missouri (12-4-89)
110-71	Elmhurst (12-7-78)
109-63	Morningside (2-22-69)
109-79	Youngstown State (12-17-88)
108-77	Augustana (3-1-69)
107-109	@North Dakota State (12-13-58)
106-80	Wartburg (1-5-65)
105-86	North Dakota State (12-28-67)
105-69	Western Illinois (1-18-69)
105-98	@Eastern Illinois (1-14-89)
104-85	Winona State (1-11-65)
104-86	Augustana (11-29-88)
103-71	Morningside (2-19-55)
103-86	Morningside (2-27-65)
102-87	South Dakota State (2-10-68)
102-80	Chicago State (1-18-94)
102-79	Drake (2-12-94)
102-64	Bemidji State (12-20-82)
101-69	@Morningside (1-29-60)
101-79	North Dakota (2-22-64)
101-84	@Augustana (12-26-68)
101-78	Augustana (1-12-73)
101-107	Armstrong State (OT) (12-29-78)
100-77	Sam Houston State (1-8-90)
100-76	@Loras (12-4-54)

100-53	Wartburg (12-30-60)
100-92	South Dakota (1-9-71)
100-78	Concordia (NE) (12-20-86)
100-78	Texas Wesleyan (12-2-88)

## Opponent 100-Point Games

Score	Opponent (Date)
123-70	@Iowa State (12-21-74)
121-78	@South Dakota State (2-16-68)
121-126	Eastern Illinois (4 OT) (1-30-88)
121-83	@Cleveland State (2-18-89)
117-71	@Bradley (1-27-71)
110-82	@Cleveland State (2-6-88)
109-107	@North Dakota State (12-13-58)
109-94	@Central Missouri State (12-16-72)
108-92	@South Dakota (2-20-71)
108-85	Iowa (12-10-91)
107-81	@Southern Illinois (12-5-71)
107-101	@Armstrong State (OT) (12-29-78)
106-88	@South Dakota State (2-6-71)
104-85	@Augustana (2-17-73)
102-86	@Wisconsin-LaCrosse (12-30-55)
102-66	@Illinois State (1-13-76)
102-70	@Mankato State (1-8-79)
102-88	@Cleveland State (1-18-86)
101-91	@Western Illinois (12-11-71)
101-57	@Western Illinois (2-19-74)
101-72	@Western Michigan (12-7-74)
101-75	Athletes in Action-Canada (1-12-80)
100-85	@Western Illinois (1-26-70)
100-85	@North Dakota State (1-15-71)
100-64	@Eastern Illinois (3-5-84)

## Missouri Valley Conference

### Post-Season History

Northern Iowa has competed in three MVC post-season tournaments since joining the league. The Panthers advanced to the title game last year.

#### March 7, 1992

##### MVC First Round

##### St. Louis, MO

##### Illinois State 70, UNI 58

UNI	FG-FGA	FT-FTA	Reb	PF	TP
Jon Ellis	0-2	0-0	5	4	0
Cedrick McCullough	5-12	1-2	7	2	11
Terry Merfeld	0-0	1-2	1	0	1
Dale Turner	6-15	0-0	2	3	13
Cam Johnson	6-10	0-0	1	4	12
Sean Rice	6-13	0-0	2	4	12
Brian Jones	1-1	0-0	0	0	3
Troy Vaughn	0-2	0-2	0	3	0
Louis Armstrong	0-6	0-0	2	0	0
Brian Carpenter	1-1	2-2	2	1	4
David Butler	0-0	0-0	2	0	0
Ed Madlock	1-2	0-0	0	2	2
John Holterhaus	0-0	0-0	0	0	0
Nick Pace	0-0	0-1	0	0	0
Team			5		
Totals	26-64	4-9	29	23	58
ILSU	FG-FGA	FT-FTA	Reb	PF	TP
Steve Fitch	2-5	0-0	1	1	4
Scott Taylor	0-0	2-2	2	2	2
Scott Fowler	6-6	8-8	6	2	20
Richard Thomas	5-7	4-5	2	3	16
Todd Wehmhener	0-3	4-6	6	2	4
Mike VandeGarde	4-8	6-7	6	4	14
Chad Altadonna	2-2	0-0	2	2	4
Brian Kern	3-5	0-0	0	0	6
Charles Barnes	0-0	0-0	1	0	0
Todd Kagel	0-2	0-0	0	0	0
Elvin Florez	0-1	0-0	0	0	0

Team	22-39	24-28	31	16	70
------	-------	-------	----	----	----

#### March 6, 1993

##### MVC First Round

##### St. Louis, MO

##### Drake 63, UNI 59

UNI	FG-FGA	FT-FTA	Reb	PF	TP
Randy Blocker	9-23	0-0	8	1	18
Warren Vandeven	0-0	0-0	0	2	0
Greg Hammar	4-7	0-1	6	4	8
Brian Carpenter	2-5	6-7	4	3	10
Cam Johnson	5-8	7-10	3	2	20
Ed Madlock	0-1	0-0	1	1	0
Brian Jones	1-2	0-0	2	1	3
Terry Merfeld	0-2	0-0	2	1	0
Jason Daisy	0-2	0-0	1	0	0
Jon Ellis	0-0	0-0	1	2	0
Team			2		
Totals	21-50	13-18	30	17	59
DU	FG-FGA	FT-FTA	Reb	PF	TP
Darrin Dafney	5-12	1-2	5	2	13
William Celestine	4-4	6-8	6	1	14
Khary Stanley	3-5	1-2	10	2	7
Clayton Allen	0-2	0-0	0	2	0
Curt Smith	6-16	4-4	4	3	16
Ray Slater	1-2	0-0	2	2	2
Jeff Allen	2-6	4-4	1	2	9
Alexsander Surla	0-0	0-0	0	0	0
Marvin King	0-0	0-0	0	1	0
Brett Sherrill	1-3	0-0	2	1	2
Team			2		
Totals	22-50	16-20	32	16	63

#### March 5, 1994

##### MVC First Round

##### St. Louis, MO

##### UNI 84, Illinois State 70

UNI	FG-FGA	FT-FTA	Reb	PF	TP
Brian Jones	2-5	2-2	4	2	7
Randy Blocker	11-22	8-10	9	2	30
Jason Sims	0-0	0-0	1	4	0

Brian Carpenter	4-7	2-2	4	2	12
Cam Johnson	10-24	0-0	0	1	23
Ed Madlock	1-2	3-4	4	3	5
Jon Ellis	0-0	1-2	2	3	1
John Holterhaus	1-2	2-2	2	3	4
Sean Rice	0-0	2-2	3	1	2
Seth Anderson	0-0	0-0	0	0	0
Terry Merfeld	0-0	0-0	0	0	0
Team			1		
Totals	29-62	20-24	30	21	84
ILSU	FG-FGA	FT-FTA	Reb	PF	TP
Scott Taylor	4-5	0-3	3	2	8
Mike VandeGarde	5-7	7-11	5	2	17
Thomas Hunter	3-7	4-6	7	2	10
David Cason	6-11	1-1	6	4	13
Todd Wehmhener	1-3	2-2	3	5	4
Chad Altadonna	4-4	0-0	2	0	10
Charles Barnes	2-5	0-0	1	1	6
Jon Litwiller	1-1	0-0	1	2	2
Brian Kern	0-2	0-0	1	0	0
Greg Hill	0-0	0-0	0	0	0
Antonio Cooper	0-3	0-0	1	3	0
Ryan Weichman	0-0	0-0	0	0	0
Jay Phifer	0-0	0-0	0	0	0
Andy Porter	0-0	0-0	0	0	0
Team			2		
Totals	26-48	14-23	32	21	70

#### March 6, 1994

##### MVC Second Semifinals

##### St. Louis, MO

##### UNI 79, Tulsa 73

UNI	FG-FGA	FT-FTA	Reb	PF	TP
Brian Jones	1-6	7-8	7	4	9
Randy Blocker	9-19	3-3	6	4	24
Jason Sims	0-1	2-2	4	2	2
Brian Carpenter	2-4	4-4	2	1	8
Cam Johnson	11-20	6-8	4	4	31
Ed Madlock	1-1	1-4	1	2	3
John Holterhaus	0-1	0-2	4	3	0
Terry Merfeld	1-1	0-0	2	0	2
Team			4		



<b>Totals</b>	<b>25-53</b>	<b>23-31</b>	<b>36</b>	<b>21</b>	<b>79</b>
TU	FG-FGA	FT-FTA	Reb	PF	TP
Shea Seals	5-11	0-0	9	2	12
Gary Collier	13-21	5-7	6	3	35
J.R. Rollo	3-8	1-3	4	3	7
Alvin Williamson	1-4	2-2	4	2	5
Lou Dawkins	3-8	1-1	4	4	7
Kevin Grawer	1-2	0-0	1	1	2
Kwanza Johnson	2-6	1-3	3	4	5
Craig Hemadi	0-0	0-0	0	1	0
Rafael Maldonado	0-0	0-1	4	3	0
DeWayne Bonner	0-1	0-0	0	0	0
Jay Malham	0-0	0-0	0	1	0
Team			0		
<b>Totals</b>	<b>28-61</b>	<b>10-17</b>	<b>35</b>	<b>24</b>	<b>73</b>

### March 7, 1994 MVC Championship St. Louis, MO

<b>Southern Illinois 77, UNI 74</b>					
UNI	FG-FGA	FT-FTA	Reb	PF	TP
Brian Jones	4-8	0-0	8	3	9
Randy Blocker	7-21	3-3	6	3	18
Jason Sims	4-6	2-2	3	5	10
Brian Carpenter	3-5	3-5	5	3	9
Cam Johnson	8-19	7-9	2	4	25
Ed Madlock	0-0	0-0	0	0	0
John Holterhaus	1-1	1-2	6	0	3
Jon Ellis	0-0	0-0	1	1	0
Terry Merfeld	0-0	0-0	0	0	0
Team			2		
<b>Totals</b>	<b>27-60</b>	<b>16-21</b>	<b>33</b>	<b>19</b>	<b>74</b>
SIU	FG-FGA	FT-FTA	Reb	PF	TP
Marcus Timmons	5-7	4-6	11	2	14
Chris Carr	7-12	5-5	8	4	20
Mirko Pavlovic	6-10	1-4	2	3	15
Chris Lowery	4-12	3-4	5	2	12
Paul Lusk	5-13	3-5	2	3	14
Scott Burzynski	1-2	0-0	0	1	2
Ian Stewart	0-0	0-0	1	1	0
Marcus Patterson	0-1	0-0	0	0	0
Patrick Greathouse	0-0	0-0	0	1	0
Team			5		
<b>Totals</b>	<b>28-57</b>	<b>16-24</b>	<b>34</b>	<b>17</b>	<b>77</b>

## NCAA Post-Season History

Northern Iowa's last appearance in NCAA play came in 1990 when the Panthers went to the Division I playoffs for the first time. Prior to that appearance, their last NCAA tourney participation was in 1979 in the Division II playoffs.

### March 9, 1962 NCAA Regional Tournament Lincoln, NE

<b>SCI 81, Hamline 68</b>					
SCI	FG-FGA	FT-FTA	Reb	PF	TP
Bob Waller	6-13	2-2	4	4	14
Ed Ware	0-1	0-0	0	2	0
Dick Savage	3-6	0-0	2	3	6
Duane Josephson	0-0	0-0	0	0	0
Jerry Holbrook	7-14	2-2	4	4	16
Ray Cull	0-1	0-2	1	0	0
Bob McCool	1-4	0-0	1	5	2
Dick Christy	3-4	0-1	4	4	6
Pete Spoden	12-22	3-6	16	2	27
Paul Balcom	2-4	6-9	15	3	10
Team			2		
<b>Totals</b>	<b>34-69</b>	<b>13-22</b>	<b>49</b>	<b>27</b>	<b>81</b>
<b>Hamline Totals</b>	<b>20-60</b>	<b>28-37</b>	<b>34</b>	<b>19</b>	<b>68</b>

### March 10, 1962 NCAA Regional Tournament Lincoln, NE

<b>Nebraska Wesleyan 78, SCI 77</b>					
SCI	FG-FGA	FT-FTA	Reb	PF	TP
Bob Waller	5-10	2-2	5	1	12
Dick Savage	2-5	0-0	2	4	4
Jerry Holbrook	9-17	4-7	6	2	22
Bob McCool	1-4	0-0	2	3	2
Dick Christy	3-4	3-3	4	4	9
Pete Spoden	10-20	2-4	14	4	22
Paul Balcom	3-6	0-4	10	4	6
Ed Ware	0-1	0-0	0	0	0
Team			5		
<b>Totals</b>	<b>33-67</b>	<b>11-20</b>	<b>48</b>	<b>22</b>	<b>77</b>

<b>Nebraska Wesleyan Totals</b>	<b>27-67</b>	<b>24-31</b>	<b>42</b>	<b>16</b>	<b>78</b>
---------------------------------	--------------	--------------	-----------	-----------	-----------

### March 6, 1964 NCAA Midwest Regional Tournament Cedar Falls, IA SCI 71, Washington University 56

WU	FG-FGA	FT-FTA	Reb	PF	TP
Ray Cerskus	3-8	2-2	2	4	8
Ed Dancy	7-17	4-4	7	2	18
Ron Jones	1-8	0-1	13	4	2
Ron Jackson	7-14	2-2	6	2	16
Boyd Shelton	2-7	4-4	3	4	8
Bill Roe	1-4	0-0	0	2	2
Steve Levitt	0-0	0-0	0	0	0
George Kramer	1-2	0-0	2	0	2
Chuck Cough	0-0	0-0	1	0	0
Team			5		
<b>Totals</b>	<b>22-62</b>	<b>12-13</b>	<b>39</b>	<b>18</b>	<b>56</b>
SCI	FG-FGA	FT-FTA	Reb	PF	TP
Chuck Nolting	5-12	0-1	10	1	10
Ron Jessen	4-7	4-4	6	5	12
Craig Knepp	6-16	6-6	10	3	18
Duane Josephson	7-21	2-2	4	1	16
Jerry McColey	3-7	5-5	4	2	11
Dennis Przychodzin	0-1	2-4	3	1	2
Herb Justmann	1-1	0-0	0	0	2
Gene Fuelling	0-0	0-0	0	0	0
<b>Totals</b>	<b>26-65</b>	<b>19-22</b>	<b>44</b>	<b>13</b>	<b>71</b>

### March 7, 1964 NCAA Midwest Regional Tournament Cedar Falls, IA SCI 71, Mankato State 64

SCI	FG-FGA	FT-FTA	Reb	PF	TP
Chuck Nolting	4-10	2-4	6	3	10
Ron Jessen	5-9	3-4	4	2	13
Craig Knepp	4-6	11-13	14	1	19
Duane Josephson	7-20	4-4	6	3	18
Jerry McColey	4-10	3-5	3	2	11
Team			6		
<b>Totals</b>	<b>24-55</b>	<b>23-30</b>	<b>39</b>	<b>11</b>	<b>71</b>
MS	FG-FGA	FT-FTA	Reb	PF	TP
Jim Tetzloff	7-15	4-6	15	2	18
John Seifert	1-7	1-3	3	5	3
Les Sonnabend	5-15	1-2	8	4	11
Joel Hagen	9-14	2-2	1	3	20
Jon Hagen	4-15	0-0	2	4	8
Dave Agard	0-3	1-1	0	0	1
George McKay	1-2	1-1	4	2	3
Team			5		
<b>Totals</b>	<b>27-61</b>	<b>10-15</b>	<b>38</b>	<b>20</b>	<b>64</b>

### March 11, 1964 NCAA College Division National Tournament Evansville, IN SCI 93, Southeast Missouri 85

SCI	FG-FGA	FT-FTA	Reb	PF	TP
Jerry McColey	5-8	0-1	1	5	10
Ronald Jessen	4-8	11-14	6	3	19
Charles Nolting	1-8	6-8	12	4	8
Duane Josephson	13-23	2-2	7	2	28
Craig Knepp	12-18	2-2	10	2	26
Dennis Przychodzin	0-1	0-0	1	0	0
Herb Justmann	0-1	2-3	0	0	2
Team			6		
<b>Totals</b>	<b>35-67</b>	<b>23-30</b>	<b>37</b>	<b>16</b>	<b>93</b>
SEMO	FG-FGA	FT-FTA	Reb	PF	TP
Bill Jordan	6-15	0-1	5	2	12
Mike Gross	8-23	7-8	11	4	23
Paul Ranson	2-8	1-3	8	5	5
Bob Miller	5-9	0-1	8	0	10
Don Ringstaff	5-16	3-3	5	3	13
Naemon Townsend	9-21	0-0	4	3	18
Asa Kinnaman	0-0	0-0	0	0	0
Larry Rhodes	0-0	0-0	0	0	0
Dwight Turner	0-1	0-0	1	1	0
Thad Thrower	2-2	0-3	9	5	4
Team			11		
<b>Totals</b>	<b>37-95</b>	<b>11-19</b>	<b>51</b>	<b>23</b>	<b>85</b>
SCI	FG-FGA	FT-FTA	Reb	PF	TP
Jerry McColey	5-8	0-1	1	5	10
Ronald Jessen	4-8	11-14	6	3	19
Charles Nolting	1-8	6-8	12	4	8
Duane Josephson	13-23	2-2	7	2	28
Craig Knepp	12-18	2-2	10	2	26
Dennis Przychodzin	0-1	0-0	1	0	0
Herb Justmann	0-1	2-3	0	0	2

<b>Team Totals</b>	<b>35-67</b>	<b>23-30</b>	<b>37</b>	<b>16</b>	<b>93</b>
--------------------	--------------	--------------	-----------	-----------	-----------

### March 12, 1964 NCAA College Division National Tournament Evansville, IN Evansville 82, SCI 67

UNI	FG-FGA	FT-FTA	Reb	PF	TP
Jerry Sloan	8-17	5-5	19	3	21
Buster Briley	7-18	1-1	3	1	15
Ed Zausch	5-14	1-1	21	4	11
Jim Smith	0-4	2-2	3	2	2
Larry Humes	6-9	3-4	0	1	15
Sam Watkins	1-10	0-0	7	1	2
Wayne Boultinghouse	3-6	0-1	1	2	6
Paul Bullard	2-7	2-2	9	4	6
Russ Grieger	0-6	0-0	1	0	0
Larry Denton	1-1	0-1	3	0	2
Dave Green	1-3	0-0	1	5	2
Allen McCutchan	0-1	0-0	2	0	0
Team			9		
<b>Totals</b>	<b>34-96</b>	<b>14-17</b>	<b>70</b>	<b>23</b>	<b>82</b>
SCI	FG-FGA	FT-FTA	Reb	PF	TP
Jerry McColey	1-2	5-6	2	3	7
Ronald Jessen	5-15	5-8	5	1	15
Charles Nolting	1-4	4-4	3	2	6
Duane Josephson	6-17	1-2	3	3	13
Craig Knepp	7-16	5-6	4	2	19
Gene Fuelling	0-0	0-0	0	0	0
Dan McCleary	0-2	0-1	2	0	0
Barry Remington	0-1	1-2	1	1	1
Dennis Przychodzin	1-2	0-0	0	0	2
Herb Justmann	1-3	0-0	1	0	2
Larry Goodrich	1-3	0-0	2	1	2
Team			12		
<b>Totals</b>	<b>23-65</b>	<b>21-29</b>	<b>23</b>	<b>13</b>	<b>67</b>

### March 13, 1964 NCAA College Division National Tournament Evansville, IN North Carolina A&T 91, SCI 72

NC	FG-FGA	FT-FTA	Reb	PF	TP
Maurice McHartley	14-27	2-3	10	2	30
Wiley Briggs	3-10	2-2	6	0	8
James Webber	3-9	3-4	8	2	9
James Jackson	5-12	0-0	6	1	10
Warren Davis	11-15	0-0	14	3	22
Irving Mulcare	0-1	0-0	0	0	0
Robert Saunders	4-8	2-2	0	2	10
Ronald Wills	1-1	0-0	1	0	2
Team			12		
<b>Totals</b>	<b>41-85</b>	<b>9-11</b>	<b>45</b>	<b>10</b>	<b>91</b>
SCI	FG-FGA	FT-FTA	Reb	PF	TP
Jerry McColey	3-8	0-2	4	2	6
Ronald Jessen	11-20	0-0	6	0	22
Charles Nolting	6-14	2-3	4	2	14
Duane Josephson	5-17	2-2	4	1	12
Craig Knepp	5-11	4-4	5	2	14
Gene Fuelling	0-1	0-0	0	1	0
Dan McCleary	0-1	0-0	0	0	0
Barry Remington	0-0	0-0	0	0	0
Dennis Przychodzin	1-5	0-0	1	1	2
Herb Justmann	1-2	0-0	0	1	2
Team			15		
<b>Totals</b>	<b>32-79</b>	<b>8-11</b>	<b>24</b>	<b>10</b>	<b>72</b>

### March 2, 1979 NCAA Division II North Central Regionals Omaha, NE

<b>UNI 84, Nebraska-Omaha 72</b>					
UNI	FG-FGA	FT-FTA	Reb	PF	TP
Ron Lemons	10-15	1-2	9	3	21
Steve Peters	5-9	2-2	3	2	12
Bill Jones	2-8	0-0	2	3	4
Mike Kemp	6-12	0-0	3	2	12
Mark Long	3-4	2-4	4	1	8
Jay Imhoff	0-0	1-2	0	0	1
Rod Underwood	0-3	2-2	2	1	2
Mike Clark	0-1	3-4	4	0	3
Tony Haupt	8-14	5-7	4	4	21
Team			7		
<b>Totals</b>	<b>34-66</b>	<b>16-23</b>	<b>39</b>	<b>16</b>	<b>84</b>
UNO	FG-FGA	FT-FTA	Reb	PF	TP
Glenn Moberg	3-5	1-2	6	5	7
Rick Wilks	4-10	1-2	1	2	9
Steve Criss	4-7	0-0	4	1	8
Derrick Jackson	7-20	2-2	1	1	16
Vernon Manning	0-5	0-0	3	2	0



Todd Trofholz	1-2	0-0	1	1	2
Robbie Robinson	1-1	1-2	3	2	3
Jim Gregory	6-12	3-3	8	1	15
Todd Freeman	2-4	0-0	1	1	4
John Eriksen	4-7	0-1	7	2	8
Team			4		
<b>Totals</b>	<b>32-73</b>	<b>8-12</b>	<b>39</b>	<b>18</b>	<b>72</b>

**March 3, 1979**  
**NCAA Division II North Central Regionals**  
**Omaha, NE**  
**Wisconsin-Green Bay 56, UNI 50**

UWGB	FG-FGA	FT-FTA	Reb	PF	TP
Joe Mauel	4-8	3-3	7	2	11
Charlie Lorenzi	0-0	0-0	4	4	0
Ron Ripley	5-9	4-4	3	4	14
Rory Lindgren	8-15	7-8	2	2	23
Paul Anderson	1-4	1-2	1	0	3
Dave Hanson	1-6	0-1	1	1	2
Mike Hanrahan	0-2	0-0	0	0	0
Casey Zakowski	0-2	0-0	1	0	0
Kirk Etten	0-0	0-0	0	0	0
Sam Stuessy	0-0	0-0	0	0	0
Bob Hunn	0-1	0-0	1	0	0
Jim Zill	1-2	1-1	3	3	3
Team			5		
<b>Totals</b>	<b>20-49</b>	<b>16-19</b>	<b>28</b>	<b>16</b>	<b>56</b>
UNI	FG-FGA	FT-FTA	Reb	PF	TP
Ron Lemons	8-10	2-2	10	1	18
Steve Peters	1-6	2-2	1	2	4
Bill Jones	0-0	0-0	1	1	0
Mike Kemp	6-11	0-0	2	3	12
Mark Long	2-3	0-0	1	5	4
Jay Imhoff	0-0	0-0	0	1	0
Rod Underwood	0-3	0-0	0	0	0
Mike Clark	1-1	0-0	1	5	2
Tony Hauptert	3-5	4-6	3	4	10
Team			5		
<b>Totals</b>	<b>21-39</b>	<b>8-10</b>	<b>24</b>	<b>22</b>	<b>50</b>

**March 16, 1990**  
**NCAA Division I Regional Tournament**  
**Richmond, VA**  
**UNI 74, Missouri 71**

UNI	FG-FGA	FT-FTA	Reb	PF	TP
Cedric McCullough	3-8	0-0	4	3	6
Steve Phyfe	1-2	0-0	4	3	2
Jason Reese	6-12	6-8	15	5	18
Dale Turner	3-6	3-5	3	0	10
Troy Muilenburg	5-9	4-6	1	1	16
Maurice Newby	3-5	0-0	0	0	9
Jonathan Cox	1-1	0-1	1	3	2
Cam Johnson	0-1	0-0	0	1	0
Brad Hill	3-6	2-4	5	2	11
Nick Pace	0-0	0-0	0	0	0
<b>Totals</b>	<b>25-50</b>	<b>15-24</b>	<b>33</b>	<b>18</b>	<b>74</b>
UM	FG-FGA	FT-FTA	Reb	PF	TP
John McIntyre	3-7	0-0	2	4	9
Doug Smith	9-17	2-4	12	5	20
Nathan Buntin	6-14	9-9	7	2	21
Lee Coward	5-11	0-0	4	4	10
Anthony Peeler	1-7	1-2	3	1	3
Travis Ford	1-3	0-0	0	1	3
Jim Horton	0-0	0-0	0	1	0
Jamal Coleman	0-0	0-0	0	1	0
Jeff Warren	1-3	3-5	3	3	5
<b>Totals</b>	<b>26-61</b>	<b>15-20</b>	<b>35</b>	<b>22</b>	<b>71</b>

**March 18, 1990**  
**NCAA Division I Regional Tournament**  
**Richmond, VA**  
**Minnesota 81, UNI 78**

UNI	FG-FGA	FT-FTA	Reb	PF	TP
Cedric McCullough	1-2	0-0	3	3	2
Steve Phyfe	3-4	1-2	5	3	5
Jason Reese	12-15	5-7	10	4	29
Dale Turner	3-8	0-0	4	2	9
Troy Muilenburg	7-17	2-2	2	4	20
Maurice Newby	3-11	0-0	3	1	8
Jonathan Cox	0-0	0-0	0	2	0
Brad Hill	1-3	3-4	3	5	5
Nick Pace	0-1	0-0	1	0	0
<b>Totals</b>	<b>29-61</b>	<b>11-15</b>	<b>32</b>	<b>24</b>	<b>78</b>
UM	FG-FGA	FT-FTA	Reb	PF	TP
Richard Coffey	2-3	0-0	2	4	4
Willie Burton	13-17	9-12	12	3	36
Jim Shikhenjanski	3-8	3-6	1	4	9
Kevin Lynch	5-13	1-1	3	0	12

# UNI All-Conference Selections

(from 1925)

**1925**  
Vern Morrison, F

**1926**  
Vern Morrison, F  
Millard Horton, F

**1928**  
Stewart Cooper, F

**1929**  
Lloyd Haberichter, C  
Ted Fritzel, G

**1930**  
Lloyd Haberichter, C

**1933**  
Roger Willert, C

**1934**  
Morris Carr, F

**1935**  
Morris Carr, F

**1937**  
Darrell Black, G  
Vern Morrison, F

**1938**  
Robert Curtis, C  
Lyle Dodd, G

**1940**  
Roman Yatchak, G

**1940**  
Lyle Dodd, G  
Fred Lofquist, F

**1948**  
Van Coumbs, F  
Norm Jespersen, F

**1949**  
Walt Kochneff, C

**1949**  
Norm Jespersen, F

**1950**  
Norm Jespersen, F  
Walt Kochneff, C

**1951**  
Dick Garth, G  
Bill Peterson, F

**1952**  
Howard Pigg, F

**1953**  
Al Carew, C  
LaVern Greenfield, F

**1954**  
Jack Rolinger, G

**1954**  
Dick Beetsch, F  
LeRoy Horn, G (HM)

**1955**  
Howie Pigg, F

**1956**  
Del Nicklaus, C

**1957**  
Del Nicklaus, C

**1958**  
Clark McCleary, G

**1959**  
Jim Jackson, F  
Ron LaFrentz, C (HM)

**1960**  
Jim Jackson, F

**1961**  
Pete Spoden, F-C (HM)  
Jerry Holbrook, G (HM)

**1961**  
Jerry Holbrook, G

**1962**  
Pete Spoden, C

**1962**  
Pete Spoden, F-C (MVP)

**1963**  
Bob Waller, G  
Jerry Holbrook, G

**1963**  
Dick Christy, F (HM)

**1964**  
Duane Josephson, G (1st Team)

**1964**  
Duane Josephson, G

**1965**  
Ron Jessen, F

**1965**  
Ron Jessen, F  
Craig Knepe, C (MVP)

**1966**  
Jerry McColley, G

**1966**  
Craig Knepe, C

**1967**  
Ken Huelman, C  
Jerry Waugh, F

**1968**  
Ken Huelman, C  
Jerry Waugh, F

**1969**  
Larry Clausen, G  
Ken Huelman, C

**1970**  
John Martin, F

**1971**  
Bill McCoy, G

**1972**  
Bill McCoy, G

**1973**  
Bill McCoy, G

**1978**  
Ron Lemons, F

**1979**  
Ron Lemons, F

**1980**  
Rod Underwood, G (2nd Team)

**1981**  
Did not compete for conference awards

**1982**  
Jay Block, F-G (2nd Team)

**1982**  
Brent Carmichael, G (1st Team)

**1983**  
Ray Stork, C (2nd Team)

**1983**  
Brent Carmichael, G (2nd Team)

**1984**  
Herbert King, C-F (2nd Team)

**1984**  
Randy Kraayenbrink, G (1st Team)

**1985**  
Scott Stafford, F (All-Newcomer)

**1985**  
Randy Kraayenbrink, G (1st Team)

**1986**  
Randy Kraayenbrink, G (2nd Team)

**1986**  
Randy Kraayenbrink, G (2nd Team)

**1987**  
Scott Plondke, C (All-Newcomer)

**1987**  
Greg McDermott, C-F (2nd Team)

**1988**  
Maurice Newby, G (All-Newcomer)

**1988**  
Jason Reese, C (All-Newcomer)

**1988**  
Steve Phyfe, F (All-Newcomer)

**1989**  
Steve Phyfe, F (2nd Team)

**1989**  
Jason Reese, C (1st Team)

**1990**  
Jason Reese, C (1st Team)

**1991**  
Troy Muilenburg, F (2nd Team)

**1992**  
Dale Turner, G (2nd Team)

**1993**  
Randy Blocker, F (1st Team, All-Newcomer)

**1993**  
Cam Johnson, G (Honorable Mention Media)

**1994**  
Randy Blocker, F (1st Team Coaches, Media)

**1994**  
Cam Johnson, G (1st Team Media, 2nd Team Coaches)

Melvin Newbern	3-10	0-2	5	3	8
Nate Tubbs	0-0	0-1	1	0	0
Connell Lewis	0-1	0-0	0	1	0
Rob Metcalf	0-0	0-0	1	1	0

Walter Bond	4-6	4-4	5	1	12
Bob Martin	0-1	0-0	4	1	0
<b>Totals</b>	<b>30-59</b>	<b>17-26</b>	<b>37</b>	<b>18</b>	<b>81</b>



# Panthers Versus All Opponents

				First		Last Result						First		Last Result	
Opponent	G	W	L	Pct.	Game	UNI	Opp	Opponent	G	W	L	Pct.	Game	UNI	Opp
Abilene Christian.....	1	1	0	1.000	1982-83	66	56	MD-Baltimore County.....	1	1	0	1.000	1986-87	72	54
Akron.....	4	3	1	.750	1978-79	68	54	Minnesota.....	1	0	1	.000	1989-90	78	81
Alabama.....	1	0	1	.000	1980-81	66	93	Minnesota-Duluth.....	2	2	0	1.000	1971-72	88	71
American (P.R.).....	1	0	1	.000	1990-91	75	93	Missouri.....	4	1	3	.250	1982-83	74	71
Arkansas State.....	7	3	4	.429	1979-80	47	53	Missouri-St. Louis.....	2	2	0	1.000	1977-78	79	63
Armstrong State.....	1	0	1	.000	1978-79	101	107	Missouri-Western.....	2	2	0	1.000	1980-81	99	84
Augustana (IL).....	4	1	3	.250	1976-77	54	71	Montana.....	1	0	1	.000	1968-69	75	85
Augustana (SD).....	76	52	24	.684	1942-43	104	86	Montana State.....	2	1	1	.500	1945-46	80	82
Aurora College.....	1	1	0	1.000	1984-85	85	52	Morningside.....	93	57	36	.613	1920-21	69	67
Austin Peay.....	1	1	0	1.000	1983-84	86	71	Nebraska.....	11	0	11	.000	1948-49	63	70
Bail State.....	1	0	1	.000	1972-73	82	89	Nebraska-Omaha.....	26	16	10	.615	1934-35	61	51
Beloit.....	2	1	1	.500	1914-15	63	48	Nebraska-Wesleyan.....	1	0	1	.000	1961-62	77	78
Bemidji State.....	5	3	2	.600	1962-63	102	64	Nevada.....	2	2	0	1.000	1989-90	76OT	75
Biscayne.....	1	0	1	.000	1978-79	72	74	New Orleans.....	2	0	2	.000	1979-80	55	67
Bradley.....	7	2	5	.286	1970-71	92	72	North Carolina A&T.....	1	0	1	.000	1963-64	72	91
Brandon.....	1	1	0	1.000	1984-85	70	51	NC-Wilmington.....	4	0	4	.000	1980-81	58	60
Briar Cliff.....	2	1	1	.500	1973-74	65	83	North Central.....	2	0	2	.000	1951-52	65	83
Bucknell.....	1	0	1	.000	1990-91	57	71	North Dakota.....	77	32	45	.416	1935-36	66	71
Buffalo.....	1	0	1	1.000	1992-93	96	66	North Dakota State.....	75	46	29	.613	1935-36	69	63
Buena Vista.....	5	5	0	1.000	1920-21	70	59	Northeast Missouri.....	7	3	4	.429	1935-36	68	77
Cal-Santa Barbara.....	1	0	1	.000	1986-87	71	85	Northern Illinois.....	19	11	8	.579	1945-46	63	76OT
Cal-State Fullerton.....	2	1	1	.500	1992-93	71	57	Northern Michigan.....	4	1	3	.250	1978-79	58	67
Carleton.....	7	2	5	.286	1931-32	62	73	Northern State.....	1	0	1	.000	1972-73	67	74
Centenary.....	1	0	1	.000	1979-80	64	65	Northwest Missouri.....	3	3	0	1.000	1956-57	110	82
Central Iowa.....	13	9	4	.692	1914-15	65	63	Notre Dame.....	2	0	2	.000	1981-82	51	75
Central Michigan.....	1	0	1	.000	1984-85	50	51	Oklahoma State.....	1	1	0	1.000	1931-32	29	27
Central Missouri.....	8	4	4	.500	1967-68	91	90	Old Dominion.....	1	0	1	.000	1990-91	61	63
Central Ohio.....	1	1	0	1.000	1972-73	92	59	Pan American.....	6	3	3	.500	1980-81	59	83
Chicago.....	1	1	0	1.000	1984-85	58	41	Parsons.....	25	18	7	.720	1912-13	89	75
Chicago State.....	3	3	0	1.000	1981-82	102	80	Pepperdine.....	2	0	2	.000	1945-46	86	94
Chicago Teachers.....	4	3	1	.750	1940-41	44	33	Prairie View A&M.....	1	1	0	1.000	1985-86	82	58
Clemson.....	1	0	1	.000	1991-92	60	63	Rockford College.....	1	1	0	1.000	1985-86	94	55
Cleveland State.....	19	7	12	.368	1983-84	79OT	75	Sam Houston State.....	2	2	0	1.000	1989-90	100	77
Coe.....	33	16	17	.485	1906-07	72	49	San Diego.....	1	0	1	.000	1985-86	69	83
Columbia.....	33	10	23	.303	1909-10	62	82	San Diego State.....	1	1	0	1.000	1986-87	68	66
Concordia (NE).....	1	1	0	1.000	1986-87	100	87	San Jose State.....	1	0	1	.000	1947-48	58	64
Coppin State.....	1	1	0	1.000	1986-87	84	62	St. Ambrose.....	8	8	0	1.000	1945-46	96	61
Cornell (IA).....	35	13	22	.371	1909-10	68	51	St. Bonaventure.....	2	0	2	.000	1992-93	70	74
Cornell Univ.....	1	1	0	1.000	1981-82	82	70	St. Francis.....	2	1	1	.500	1979-80	68	70
Creighton.....	7	4	3	.571	1917-18	78	60	St. Francis (PA).....	1	0	1	.000	1982-83	61	66
Culver Stockton.....	1	1	0	1.000	1967-68	111	80	St. John's.....	1	1	0	1.000	1948-49	69	45
Dayton.....	2	1	1	.500	1987-88	72	70	St. Joseph's.....	2	2	0	1.000	1913-14	27	13
DePaul.....	1	0	1	.000	1985-86	53	96	St. Louis.....	5	2	3	.400	1978-79	76	66
Detroit.....	3	0	3	.000	1939-40	53	62	St. Olaf.....	2	2	0	1.000	1948-49	70	56
Detroit Tech.....	1	1	0	1.000	1957-58	85	68	St. Thomas.....	8	2	6	.250	1940-41	70	86
Drake.....	21	11	10	.524	1907-08	102	79	Simpson.....	26	21	5	.807	1919-20	74	69
Dubuque.....	15	9	6	.600	1914-15	23	16	South Carolina St.....	2	2	0	1.000	1985-86	82	60
Eastern Illinois.....	33	13	20	.394	1971-72	73	71	Southeast Missouri.....	1	1	0	1.000	1963-64	93	85
Eastern Kentucky.....	4	3	1	.750	1980-81	61	59	South Dakota.....	77	35	42	.454	1935-36	74	76
Elmhurst.....	2	2	0	1.000	1978-79	75	68	South Dakota State.....	79	35	44	.443	1935-36	49	56
Emporia.....	2	0	2	.000	1946-47	49	63	SE Louisiana.....	1	1	0	1.000	1979-80	78	68
Evansville.....	3	0	3	.000	1963-64	73	88	Southern Illinois.....	12	2	10	.167	1964-65	74	77
Fresno State.....	1	1	0	1.000	1949-50	64	42	Southern Methodist.....	1	0	1	.000	1988-89	73	80
Florida International.....	2	2	0	1.000	1986-87	96	83	Southwest Louisiana.....	4	4	0	1.000	1939-40	76	71
Florida Southern.....	1	1	0	1.000	1978-79	85	70	Southwest Missouri.....	24	8	16	.333	1982-83	86	76
Georgetown.....	1	0	1	.000	1989-90	49	83	Stephen F. Austin.....	2	2	0	1.000	1988-89	120	96
Georgia.....	1	0	1	.000	1983-84	58	80	Stetson.....	1	0	1	.000	1952-53	57	75
George Williams.....	1	1	0	1.000	1983-84	78	55	Texas-El Paso.....	1	0	1	.000	1991-92	56	90
Gonzaga.....	1	1	0	1.000	1987-88	71	67	Texas Wesleyan.....	1	1	0	1.000	1988-89	100	78
Grinnell.....	30	12	18	.400	1907-08	74	65	Tulsa.....	7	3	4	.429	1991-92	79	73
Gustavus Adolphus.....	4	2	2	.500	1947-48	89	61	Upper Iowa.....	28	21	7	.753	1913-14	65	76
Hamilton.....	2	2	0	1.000	1923-24	33	20	U.S. International.....	1	1	0	1.000	1981-82	84	64
Hamline.....	9	4	5	.444	1931-32	70	123	Valparaiso.....	23	21	2	.913	1979-80	53	50
Hastings.....	2	0	2	.000	1950-51	46	49	Wartburg.....	21	13	8	.619	1951-52	82	66
Hawaii.....	1	0	1	.000	1982-83	57	62OT	Washburn.....	1	0	1	.000	1957-58	54	65
Howard.....	1	0	1	.000	1984-85	52	62	Washington (St. Louis).....	1	1	0	1.000	1970-71	74	61
Illinois-Benedictine.....	1	1	0	1.000	1984-85	79	60	Washington University.....	2	1	1	.500	1937-38	71	82
Illinois at Chicago.....	19	10	9	.526	1982-83	86	74	Wayne State (NE).....	7	5	2	.714	1940-41	88	70
Illinois State.....	19	3	16	.158	1959-60	84	70	Westmar.....	3	3	0	1.000	1968-69	83	67
Indiana State.....	6	2	4	.333	1991-92	73	82	Western Illinois.....	58	29	29	.500	1938-39	77	58
Iowa.....	24	2	22	.083	1907-08	76	81	Western Kentucky.....	3	0	3	.000	1980-81	57	63
Iowa State.....	31	4	27	.129	1916-17	66	79	Western Michigan.....	5	1	4	.200	1946-47	78	63
Iowa Wesleyan.....	11	7	4	.636	1919-20	21	26	Wichita State.....	7	3	4	.429	1977-78	74	58
Ithaca.....	1	1	0	1.000	1948-49	41	40	William Penn.....	28	24	4	.857	1919-20	90	62
Jackson State.....	1	1	0	1.000	1988-89	94	77	Winona State.....	16	14	2	.875	1955-56	77	53
Kansas.....	1	0	1	.000	1973-74	60	94	Wisconsin.....	4	1	3	.250	1981-82	58	64
Kansas Normal.....	4	1	3	.250	1907-08	14	26	Wisconsin-Green Bay.....	23	7	16	.304	1978-79	67	72
Kansas State.....	8	1	7	.125	1948-49	59	72	Wisconsin-LaCrosse.....	5	2	3	.400	1949-50	72	73
Long Island.....	1	1	0	1.000	1993-94	71	57	Wisconsin-Milwaukee.....	3	1	2	.333	1941-42	67	66
Loras.....	27	14	13	.519	1942-43	68	57	Wisconsin-Oshkosh.....	1	1	0	1.000	1990-91	86	64
Louisiana State.....	1	1	0	1.000	1987-88	90	80	Wisconsin-Platteville.....	2	1	1	.500	1978-79	68	72
Luther.....	31	18	13	.581	1921-22	66	53	Wisconsin-River Falls.....	3	2	1	.667	1948-49	53	55
Macalester.....	7	5	2	.714	1958-59	78	68	Wisconsin-Stevens Point.....	1	0	1	.000	1973-74	56	72
MacMurray.....	2	2	0	1.000	1962-63	75	56	Wyoming.....	2	0	2	.000	1990-91	55	60
Manhattanville.....	1	1	0	1.000	1978-79	48	40	Youngstown.....	9	4	5	.444	1976-77	109	79
Mankato State.....	43	26	17	.605	1947-48	96	76	OTHERS.....	55	37	18	.672	—	—	—



# Cage Efforts Year- by-Year

Year	Games	Won	Lost	Pct.	Own Pts.	Opp. Pts.	Head Coach	Enrollment
1900-01	3	0	3	.000	—	—	No Coach Designated	911
1901-02	1	1	0	1.000	—	—	No Coach Designated	873
1902-03	2	0	2	.000	—	—	Jones	868
1903-04	5	2	3	.400	—	—	Charles A. Pell	857
1904-05	6	3	3	.500	—	—	Charles A. Pell	812
1905-06	12	6	6	.500	—	—	Charles A. Pell	905
1906-07	9	5	4	.556	312	309	R.F. Seymour	981
1907-08	8	4	4	.500	305	275	R.F. Seymour	1,013
1908-09	12	5	7	.417	290	384	R.F. Seymour	995
1909-10	7	4	3	.571	155	147	Clayton B. Simmons	1,070
1910-11	NO RECORD							1,108
1911-12	10	2	8	.200	145	295	H.F. Pasini	1,094
1912-13	10	6	4	.600	NO RECORD		H.F. Pasini	1,202
1913-14	10	6	4	.600	257	192	Allen P. Berkstresser	1,297
1914-15	12	4	8	.333	266	310	Allen P. Berkstresser	1,406
1915-16	NO RECORD						Allen P. Berkstresser	1,741
1916-17	NO RECORD						Allen P. Berkstresser	1,680
1917-18	10	5	5	.500	244	228	No Coach Designated	1,387
1918-19	8	2	6	.250	135	183	Russel Glaesner	1,125
1919-20	16	7	9	.250	346	375	Ivan Doseff	1,423
1920-21	12	7	5	.583	260	226	Ivan Doseff	1,402
1921-22	11	9	2	.818	254	193	L.L. Mendenhall	1,644
1922-23	11	10	1	.909	301	208	L.L. Mendenhall	2,130
1923-24	12	8	4	.667	242	199	L.L. Mendenhall	2,565
1924-25	11	10	1	.909	301	208	Arthur D. Dickinson	2,648
1925-26	13	10	3	.769	348	273	Arthur D. Dickinson	2,642
1926-27	13	6	7	.462	313	336	Arthur D. Dickinson	2,443
1927-28	15	7	8	.467	411	374	Arthur D. Dickinson	2,304
1928-29	16	12	4	.750	463	377	Arthur D. Dickinson	2,094
1929-30	15	13	2	.867	435	303	Arthur D. Dickinson	2,227
1930-31	12	9	3	.750	406	263	Arthur D. Dickinson	2,169
1931-32	16	10	6	.625	482	263	Arthur D. Dickinson	2,049
1932-33	13	9	4	.692	430	356	Melvin Fritzel	1,562
1933-34	13	8	5	.615	376	362	Arthur D. Dickinson	1,472
1934-35	16	6	10	.375	479	553	Arthur D. Dickinson	1,543
1935-36	16	6	10	.375	447	493	Arthur D. Dickinson	1,771
1936-37	12	5	7	.417	345	345	Arthur D. Dickinson	1,879
1937-38	14	9	5	.648	481	436	O.M. "Hon" Nordly	1,953
1938-39	17	9	8	.529	634	627	O.M. "Hon" Nordly	1,926
1939-40	18	11	7	.611	630	622	O.M. "Hon" Nordly	1,900
1940-41	17	11	6	.647	671	626	O.M. "Hon" Nordly	1,745
1941-42	19	10	9	.526	750	726	O.M. "Hon" Nordly	1,502
1942-43	12	3	9	.250	456	463	O.M. "Hon" Nordly	1,381
1943-44	NO BASKETBALL (War Years)							
1944-45	NO BASKETBALL (War Years)							
1945-46	20	13	7	.650	869	1,008	O.M. "Hon" Nordly	1,233
1946-47	20	6	14	.300	888	937	O.M. "Hon" Nordly	2,475
1947-48	20	14	6	.700	1,054	895	O.M. "Hon" Nordly	2,846
1948-49	22	16	6	.727	1,215	1,059	O.M. "Hon" Nordly	3,083
1949-50	21	16	5	.762	1,340	1,093	O.M. "Hon" Nordly	2,949
1950-51	23	14	9	.609	1,228	1,162	O.M. "Hon" Nordly	2,688
1951-52	24	14	10	.583	1,397	1,349	O.M. "Hon" Nordly	2,352
1952-53#	25	14	11	.560	1,656	1,708	O.M. "Hon" Nordly	2,239
1953-54	21	6	15	.286	1,330	1,450	O.M. "Hon" Nordly	2,231
1954-55	22	11	11	.500	1,707	1,654	Stanley Hall	2,676
1955-56	19	8	11	.421	1,369	1,467	Stanley Hall	3,045
1956-57	22	12	10	.545	1,491	1,489	James H. Witham	3,195
1957-58	23	9	14	.391	1,478	1,492	James H. Witham	3,210
1958-59	23	11	12	.478	1,655	1,678	James H. Witham	3,482
1959-60	23	15	8	.652	1,758	1,605	James H. Witham	3,428
1960-61	21	16	5	.762	1,636	1,355	James H. Witham	3,616
1961-62##	24	19	5	.792	1,908	1,628	Norman Stewart	4,070
1962-63	23	15	8	.652	1,741	1,631	Norman Stewart	4,567
1963-64#	27	23	4	.853	2,120	1,838	Norman Stewart	5,147
1964-65	23	16	7	.696	1,744	1,626	Norman Stewart	5,520
1965-66	20	13	7	.650	1,354	1,297	Norman Stewart	6,419
1966-67	22	11	11	.500	1,599	1,634	Norman Stewart	7,409
1967-68	22	15	7	.682	1,139	1,777	Norman Stewart	8,213
1968-69##	24	15	9	.625	1,991	1,782	Zeke Hogeland	9,058
1969-70	25	13	12	.520	1,795	1,817	Zeke Hogeland	9,494
1970-71	26	6	20	.231	2,005	2,248	Zeke Hogeland	9,723
1971-72	23	10	13	.435	1,736	1,737	Zeke Hogeland	10,546
1972-73	24	11	13	.458	1,795	1,813	Zeke Hogeland	9,846
1973-74	26	4	22	.154	1,687	2,012	James Berry	9,587
1974-75	26	6	20	.231	1,824	2,119	James Berry	8,800
1975-76	26	9	17	.346	1,959	2,102	James Berry	9,777
1976-77	27	9	18	.333	1,927	2,027	James Berry	10,300
1977-78	27	15	12	.556	1,898	1,869	James Berry	10,342
1978-79	29	18	11	.620	2,213	2,055	James Berry	10,343
1979-80	25	12	13	.480	1,656	1,627	James Berry	10,200
1980-81	27	8	19	.296	1,611	1,832	James Berry	11,020
1981-82*	27	12	15	.444	1,649	1,802	James Berry	10,954
1982-83	31	13	18	.419	2,010	2,032	James Berry	10,954
1983-84	28	18	10	.643	1,932	1,945	James Berry	11,204
1984-85	28	12	16	.429	1,821	1,857	James Berry	11,200
1985-86	27	8	19	.296	1,907	1,991	James Berry	11,500
1986-87	28	13	15	.464	2,028	2,054	Eldon Miller	11,500
1987-88	28	10	18	.357	2,172	2,227	Eldon Miller	11,500
1988-89	28	19	9	.679	2,382	2,279	Eldon Miller	11,500
1989-90	32	23	9	.710	2,493	2,328	Eldon Miller	11,500
1990-91	32	13	19	.406	2,170	2,248	Eldon Miller	12,600
1991-92	28	10	18	.357	1,815	1,916	Eldon Miller	12,200
1992-93	27	12	15	.444	1,655	1,778	Eldon Miller	13,163
1993-94	29	16	13	.552	2,174	2,086	Eldon Miller	12,800
1900-1994	1,677	882	816	.526				



# Season-by-Season Review 1905-93

<b>1905-06</b> (Incomplete)		<b>1913-14</b> (6-4)		<b>1925-26</b> (10-3)		<b>1930-31</b> (9-3)	
9	Iowa.....51	20	Iowa.....21	32	Central.....22	27	Coe.....17
<b>1906-07</b> (5-4)		12	Drake.....24	34	Iowa Wesleyan.....14	47	Dubuque.....13
16	Iowa.....73	22	Parsons.....14	33	William Penn.....31	47	Simpson.....17
36	Waterloo West.....34	23	St. Joseph.....21	24	Central.....14	12	Luther.....25
48	Waterloo East.....18	25	Upper Iowa.....29	18	William Penn.....25	42	Upper Iowa.....21
20	Lennox.....33	43	Charles City.....15	27	Simpson.....24	34	Simpson.....27
23	Leander Clark.....27	14	Iowa.....27	18	Upper Iowa.....13	24	Columbia.....19
46	Leander Clark.....31	27	St. Joseph.....13	20	Parsons.....19	43	Dubuque.....10
20	Coe.....39	37	Drake.....12	20	Parsons.....31	35	Luther.....25
37	Waterloo YMCA.....33	34	Charles City.....16	36	Iowa Wesleyan.....23	Coach — A.D. Dickinson	
28	Coe.....39	Coach — Allen P. Berkstresser		37	Upper Iowa.....12	<b>1931-32</b> (10-6)	
54	Charles City.....34	<b>1914-15</b> (4-8)		14	Luther.....21	29	Oklahoma A&M.....27
Coach — R.F. Seymour		11	Grinnell.....46	35	Luther.....24	18	Coe.....26
<b>1907-08</b> (4-4)		16	Iowa.....44	Coach — A.D. Dickinson		29	Carleton.....31
23	Grinnell.....51	17	Drake.....21	<b>1926-27</b> (6-7)		22	Hamline.....29
53	Drake.....27	25	Des Moines.....41	22	Cornell.....24	32	Columbia.....24
44	Waterloo YMCA.....29	19	Wisconsin Normal.....12	14	Coe.....15	41	Simpson.....24
19	Grinnell.....55	27	Upper Iowa.....15	23	Coe.....20	14	Luther.....25
26	Kansas Normal.....32	33	Central.....8	16	Upper Iowa.....24	19	Central.....32
38	Leander Clark.....23	14	Kansas Normal.....26	35	William Penn.....22	35	Columbia.....18
29	Iowa.....33	15	Dubuque.....17	22	Central.....37	21	Luther.....34
73	Charles City.....25	22	Wisconsin Normal.....36	24	Iowa Wesleyan.....19	47	William Penn.....20
Coach — R.F. Seymour		47	Dubuque Gorman.....16	17	Parsons.....27	33	Parsons.....30
<b>1908-09</b> (5-7)		20	Beloit.....28	34	William Penn.....33	36	Simpson.....24
53	Ellsworth.....26	Coach — Allen P. Berkstresser		17	Parsons.....27	32	Parsons.....30
44	Waterloo West.....22	<b>1915-16</b> (No Record)		42	Iowa Wesleyan.....24	37	William Penn.....31
19	Grinnell.....53	Coach — Allen P. Berkstresser		16	Central.....44	37	Central.....43
12	Iowa.....42	<b>1916-17</b> (Partial Record)		31	Upper Iowa.....20	Coach — A.D. Dickinson	
5	Grinnell.....33	<b>1917-18</b> (5-5)		Coach — A.D. Dickinson		<b>1932-33</b> (9-4)	
32	Leander Clark.....24	29	Waterloo YMCA.....13	<b>1927-28</b> (7-8)		32	Coe.....34
43	Waterloo YMCA.....20	23	Cornell.....34	34	Cornell.....31	23	Iowa State.....29
9	Iowa.....49	40	Dubuque.....17	22	Luther.....25	28	Hamline.....22
34	Leander Clark.....27	20	Grinnell.....19	23	Upper Iowa.....24	49	Columbia.....17
16	Missouri North.....38	33	Coe.....34	22	Luther.....25	32	Luther.....29
8	Kansas Normal.....24	17	Dubuque.....13	28	Parsons.....39	40	Parsons.....37
14	Des Moines YMCA.....31	29	Upper Iowa.....30	16	Luther.....19	41	William Penn.....25
Coach — R.F. Seymour		21	Upper Iowa.....13	28	William Penn.....19	40	Columbia.....44
<b>1909-10</b> (4-3)		17	Coe.....20	32	Upper Iowa.....22	26	Simpson.....22
23	Charles City.....26	15	Creighton.....35	33	Central.....18	40	William Penn.....44
11	Waterloo YMCA.....27	No Coach Designated		40	Buena Vista.....17	27	Parsons.....24
11	Iowa.....34	<b>1918-19</b> (2-6)		16	Des Moines.....23	30	Luther.....27
23	Kansas Normal.....17	23	Camp Dodge.....29	23	Parsons.....25	22	Simpson.....26
34	Cornell.....33	14	Des Moines.....12	28	Upper Iowa.....13	Coach — Melvin Fritzel	
22	Cornell.....10	23	Cornell.....25	29	William Penn.....17	<b>1933-34</b> (9-5)	
31	Waterloo YMCA.....20	13	Coe.....26	28	Simpson.....19	34	Columbia.....17
Coach — Clayton B. Simmons		17	Grinnell.....18	16	Des Moines.....23	34	Grinnell.....33
<b>1910-11</b> (Incomplete)		20	Des Moines.....31	42	William Penn.....33	27	Coe.....18
17	Iowa.....43	19	Coe.....16	33	Central.....17	22	Grinnell.....30
<b>1911-12</b> (2-8)		6	Upper Iowa.....26	21	Iowa Wesleyan.....26	34	Cornell.....32
36	Lennox.....11	Coach — Russell Glaesner		33	Central.....17	30	Cornell.....35
21	Coe.....24	<b>1919-20</b> (7-9)		21	Luther.....27	29	Coe.....31
25	Leander Clark.....32	15	Cedar Valley.....14	41	Des Moines.....30	20	Columbia.....36
17	Charles City.....49	13	Cornell.....22	Coach — A.D. Dickinson		29	Simpson.....27
8	Iowa.....28	19	Iowa State.....28	<b>1928-29</b> (12-5)		35	Luther.....21
19	Leander Clark.....13	28	William Penn.....13	23	Cornell.....34	36	Luther.....24
16	Cornell.....50	32	Waterloo Legion.....22	18	Coe.....24	28	Simpson.....24
17	Cornell.....32	12	Cornell.....34	26	Columbia.....20	42	William Penn.....25
9	Coe.....35	31	Iowa Wesleyan.....27	24	Columbia.....22	Coach — A.D. Dickinson	
16	Iowa.....21	18	Dubuque.....36	20	Luther.....21	<b>1929-30</b> (13-2)	
Coach — H.F. Pasini		33	Parsons.....15	33	Dubuque.....21	20	Cornell.....22
<b>1912-13</b> (6-4)		11	Dubuque.....47	37	Parsons.....29	21	Coe.....14
20	Iowa.....24	24	Lennox.....25	43	William Penn.....28	26	Columbia.....22
15	Iowa.....21	33	Des Moines.....16	38	Upper Iowa.....16	39	Parsons.....14
Coach — H.F. Pasini		15	Lennox.....18	21	Luther.....27	23	William Penn.....19
		<b>1920-21</b> (7-5)		30	Simpson.....28		
		14	Parsons.....24				
		14	Iowa Wesleyan.....29				
		24	Lennox.....22				
		32	Buena Vista.....6				
		21	Morningside.....14				
		14	Des Moines.....21				
		18	Dubuque.....35				
		23	Lennox.....15				
		29	Iowa Wesleyan.....5				
		25	Upper Iowa.....10				
		20	Dubuque.....34				
		26	Buena Vista.....11				
		Coach — Ivan Doseff					
		<b>1921-22</b> (9-2)					
		13	Luther.....17				
		24	Luther.....18				
		28	Simpson.....24				
		31	Still.....14				
		25	William Penn.....8				
		26	Buena Vista.....17				
		18	Upper Iowa.....24				
		23	Simpson.....18				
		20	William Penn.....16				
		26	Still.....21				
		20	Upper Iowa.....16				
		Coach — L.L. Mendenhall					
		<b>1922-23</b> (10-1)					
		22	Cornell.....21				
		33	Still.....16				
		34	Luther.....16				
		27	William Penn.....17				
		15	Simpson.....12				
		23	Still.....17				
		28	Upper Iowa.....13				
		29	William Penn.....17				
		28	Simpson.....19				
		23	Cornell.....24				
		25	Upper Iowa.....13				
		Coach — L.L. Mendenhall					
		<b>1923-24</b> (8-4)					
		21	Hamilton.....9				
		33	Hamilton.....20				
		23	William Penn.....14				
		26	William Penn.....22				
		25	Iowa Wesleyan.....8				
		17	Parsons.....13				
		10	Simpson.....25				
		19	Upper Iowa.....14				
		15	Iowa Wesleyan.....17				
		31	Upper Iowa.....17				
		10	Simpson.....22				
		12	Parsons.....16				
		Coach — L.L. Mendenhall					
		<b>1924-25</b> (10-1)					
		20	Ellsworth.....18				
		26	Dubuque.....24				
		34	William Penn.....16				
		31	Upper Iowa.....15				
		27	Simpson.....16				
		38	Dubuque.....25				
		28	Parsons.....22				
		19	Upper Iowa.....7				
		22	Simpson.....25				
		27	Parsons.....23				
		29	William Penn.....17				
		Coach — A.D. Dickinson					



<p><b>1934-35</b> (6-10)</p> <p>25 Grinnell.....24</p> <p>20 William Penn.....21</p> <p>25 Coe.....30</p> <p>36 Luther.....32</p> <p>25 Cornell.....37</p> <p>42 Morningside.....49</p> <p>24 Grinnell.....43</p> <p>28 Simpson.....25</p> <p>44 Luther.....29</p> <p>27 Morningside.....38</p> <p>37 Cornell.....48</p> <p>31 Omaha.....45</p> <p>34 Simpson.....31</p> <p>29 Coe.....33</p> <p>29 William Penn.....26</p> <p>23 Omaha.....42</p> <p>Coach — A.D. Dickinson</p> <p><b>1935-36</b> (6-10)</p> <p>15 Coe.....16</p> <p>23 Morningside.....22</p> <p>28 South Dakota.....41</p> <p>32 South Dakota State.....30</p> <p>21 Coe.....28</p> <p>31 North Dakota.....43</p> <p>30 Morningside.....33</p> <p>27 South Dakota.....26</p> <p>37 South Dakota State.....39</p> <p>23 North Dakota State.....31</p> <p>29 North Dakota.....52</p> <p>25 North Dakota State.....35</p> <p>37 Omaha.....26</p> <p>21 Omaha.....34</p> <p>29 Luther.....18</p> <p>39 Luther.....19</p> <p>Coach — A.D. Dickinson</p> <p><b>1936-37</b> (5-7)</p> <p>22 Grinnell.....18</p> <p>21 Coe.....22</p> <p>23 North Dakota.....25</p> <p>38 Grinnell.....46</p> <p>36 South Dakota State.....35</p> <p>22 Morningside.....25</p> <p>16 Morningside.....32</p> <p>33 Omaha.....24</p> <p>23 North Dakota State.....28</p> <p>35 Coe.....34</p> <p>30 South Dakota.....34</p> <p>46 Omaha.....31</p> <p>Coach — A.D. Dickinson</p> <p><b>1937-38</b> (9-5)</p> <p>26 Iowa State.....30</p> <p>36 Washington University.....32</p> <p>46 Coe.....41</p> <p>40 Coe.....21</p> <p>28 Iowa State.....35</p> <p>33 Omaha.....30</p> <p>33 North Dakota.....42</p> <p>34 North Dakota State.....25</p> <p>29 South Dakota State.....18</p> <p>28 South Dakota.....22</p> <p>55 Omaha.....43</p> <p>29 Morningside.....23</p> <p>30 Hamline.....33</p> <p>34 Morningside.....41</p> <p>Coach — O.M. Nordly</p> <p><b>1938-39</b> (9-8)</p> <p>36 Coe.....26</p> <p>33 Hamline.....35</p> <p>51 Western Illinois.....43</p> <p>38 Iowa State.....29</p> <p>39 Coe.....32</p> <p>36 Grinnell.....52</p> <p>32 Iowa State.....43</p> <p>35 North Dakota.....23</p> <p>34 Morningside.....48</p> <p>25 Grinnell.....29</p> <p>38 South Dakota.....50</p> <p>41 South Dakota State.....50</p>	<p>53 Omaha.....24</p> <p>45 North Dakota State.....43</p> <p>24 Omaha.....19</p> <p>32 Western Illinois.....58</p> <p>42 Morningside.....17</p> <p>Coach — O.M. Nordly</p> <p><b>1939-40</b> (11-7)</p> <p>40 Coe.....27</p> <p>40 Grinnell.....38</p> <p>39 Coe.....38</p> <p>30 Northeast Missouri.....28</p> <p>37 Southwest Louisiana.....29</p> <p>23 Coe.....29</p> <p>28 Detroit.....29</p> <p>24 Western Illinois.....34</p> <p>36 South Dakota State.....31</p> <p>26 South Dakota.....39</p> <p>40 North Dakota State.....44</p> <p>32 North Dakota.....30</p> <p>43 Omaha.....32</p> <p>33 Grinnell.....32</p> <p>40 Morningside.....33</p> <p>40 Northeast Missouri.....42</p> <p>39 Omaha.....48</p> <p>40 Morningside.....39</p> <p>Coach — O.M. Nordly</p> <p><b>1940-41</b> (11-6)</p> <p>24 St. Thomas.....35</p> <p>49 Coe.....38</p> <p>49 Southwest Louisiana.....24</p> <p>32 Wayne State.....29</p> <p>49 North Dakota.....40</p> <p>50 Western Illinois.....52</p> <p>37 South Dakota.....45</p> <p>49 South Dakota State.....36</p> <p>27 Omaha.....47</p> <p>20 Chicago Technical.....19</p> <p>40 Coe.....36</p> <p>61 North Dakota State.....53</p> <p>24 Chicago Technical.....22</p> <p>56 Morningside.....42</p> <p>27 Omaha.....19</p> <p>36 Wayne State.....41</p> <p>41 Morningside.....48</p> <p>Coach — O.M. Nordly</p> <p><b>1941-42</b> (10-9)</p> <p>36 St. Thomas.....44</p> <p>31 Chicago Technical.....34</p> <p>33 Milwaukee Technical.....50</p> <p>44 Chicago Technical.....33</p> <p>22 Morningside.....34</p> <p>39 Grinnell.....47</p> <p>38 South Dakota State.....37</p> <p>40 Western Illinois.....35</p> <p>33 North Dakota State.....44</p> <p>43 Omaha.....35</p> <p>48 South Dakota.....26</p> <p>48 Luther.....39</p> <p>60 Western Illinois.....45</p> <p>50 North Dakota.....38</p> <p>34 North Dakota State.....38</p> <p>47 Omaha.....42</p> <p>21 Luther.....32</p> <p>35 Morningside.....42</p> <p>48 Grinnell.....31</p> <p>Coach — O.M. Nordly</p> <p><b>1942-43</b> (3-9)</p> <p>35 Loras.....50</p> <p>27 South Dakota State.....46</p> <p>36 Loras.....38</p> <p>44 Grinnell.....28</p> <p>33 Iowa State.....34</p> <p>28 North Dakota.....32</p> <p>58 Augustana.....36</p> <p>32 South Dakota.....35</p> <p>33 Morningside.....36</p> <p>42 South Dakota State.....46</p> <p>38 Augustana.....40</p> <p>50 Morningside.....42</p> <p>Coach — O.M. Nordly</p>	<p><b>1943-44</b> No Basketball (War Years)</p> <p><b>1944-45</b> No Basketball (War Years)</p> <p><b>1946-67</b> (13-7)</p> <p>96 Grinnell.....32</p> <p>33 Drake.....36</p> <p>75 St. Ambrose.....32</p> <p>58 Northern Illinois.....38</p> <p>60 South Dakota State.....28</p> <p>61 Simpson.....39</p> <p>40 South Dakota State.....49</p> <p>53 Augustana.....41</p> <p>48 Loras.....43</p> <p>50 South Dakota.....45</p> <p>47 Morningside.....49</p> <p>52 Simpson.....44</p> <p>46 Augustana.....32</p> <p>45 St. Ambrose.....35</p> <p>46 Ottumwa P-F.....42</p> <p>38 Hamline.....51</p> <p>37 Ottumwa P-F.....71</p> <p>43 Loras.....56</p> <p>58 Montana State.....42</p> <p>22 Pepperdine.....64</p> <p>Coach — O.M. Nordly</p> <p><b>1946-47</b> (6-14)</p> <p>53 Ottumwa P-F.....40</p> <p>44 Hamline.....48</p> <p>36 Iowa State.....47</p> <p>47 St. Ambrose.....37</p> <p>39 Western Illinois.....56</p> <p>35 Northern Illinois.....37</p> <p>36 Emporia.....46</p> <p>48 Ottumwa P-F.....51</p> <p>35 Milwaukee Tech College.....44</p> <p>42 North Dakota.....45</p> <p>49 North Dakota State.....42</p> <p>60 South Dakota State.....53</p> <p>34 Augustana.....35</p> <p>36 Western Michigan.....45</p> <p>46 Morningside.....42</p> <p>48 South Dakota State.....67</p> <p>62 St. Ambrose.....44</p> <p>42 Western Illinois.....49</p> <p>54 Western Michigan.....63</p> <p>42 Augustana.....46</p> <p>Coach — O.M. Nordly</p> <p><b>1947-48</b> (14-6)</p> <p>49 Drake.....58</p> <p>54 South Dakota.....29</p> <p>53 North Dakota.....39</p> <p>45 Simpson.....44</p> <p>52 Luther.....38</p> <p>48 Gustavus Adolphus.....53</p> <p>68 Mankato State.....59</p> <p>69 South Dakota State.....42</p> <p>47 Iowa State.....52</p> <p>49 North Dakota State.....40</p> <p>42 South Dakota.....33</p> <p>71 Morningside.....49</p> <p>69 Luther.....43</p> <p>59 Augustana.....37</p> <p>37 South Dakota State.....41</p> <p>40 Luther.....48</p> <p>45 Augustana.....44</p> <p>41 Morningside.....40</p> <p>58 Luther.....42</p> <p>58 San Jose State.....64</p> <p>Coach — O.M. Nordly</p> <p><b>1948-49</b> (16-6)</p> <p>63 Upper Iowa.....35</p> <p>60 South Dakota.....46</p> <p>52 Nebraska.....63</p> <p>49 St. Olaf.....35</p> <p>41 Ithaca.....40</p> <p>47 Kansas State.....54</p> <p>56 Mankato State.....52</p> <p>69 St. John's.....45</p>	<p>57 North Dakota.....41</p> <p>47 South Dakota State.....35</p> <p>42 Augustana.....40</p> <p>54 South Dakota State.....46</p> <p>53 Wisconsin-River Falls.....55</p> <p>71 North Dakota State.....52</p> <p>51 North Dakota.....60</p> <p>60 Carleton.....48</p> <p>55 Morningside.....57</p> <p>61 Loras.....52</p> <p>51 Augustana.....34</p> <p>62 Morningside.....42</p> <p>65 Wisconsin-River Falls.....64</p> <p>49 Emporia.....63</p> <p>Coach — O.M. Nordly</p> <p><b>1949-50</b> (16-5)</p> <p>77 Central.....20</p> <p>70 St. Olaf.....56</p> <p>69 Central.....47</p> <p>54 Nebraska.....60</p> <p>63 North Dakota.....66</p> <p>64 Fresno State.....42</p> <p>48 Wisconsin-LaCrosse.....43</p> <p>63 Wisconsin-River Falls.....49</p> <p>68 South Dakota State.....59</p> <p>68 South Dakota.....43</p> <p>75 Morningside.....56</p> <p>66 North Dakota.....70</p> <p>57 North Dakota State.....48</p> <p>59 Loras.....64</p> <p>57 North Dakota State.....45</p> <p>44 South Dakota.....60</p> <p>65 Morningside.....53</p> <p>85 Augustana.....44</p> <p>62 Augustana.....59</p> <p>67 South Dakota State.....66</p> <p>59 Carleton.....43</p> <p>Coach — O.M. Nordly</p> <p><b>1950-51</b> (14-9)</p> <p>57 Mankato State.....39</p> <p>48 Carleton.....60</p> <p>57 Upper Iowa.....43</p> <p>38 Wisconsin-LaCrosse.....48</p> <p>60 North Dakota.....51</p> <p>55 Nebraska.....63</p> <p>57 Hastings.....58</p> <p>46 Hastings.....49</p> <p>60 Grinnell.....63</p> <p>56 North Dakota State.....54</p> <p>59 Augustana.....52</p> <p>61 South Dakota.....48</p> <p>55 Morningside.....53</p> <p>54 Loras.....51</p> <p>50 North Dakota State.....39</p> <p>71 Morningside.....60</p>
--	---	--	--



<b>1955-56</b> <b>(8-11)</b>		73 Cornell.....74	78 North Dakota.....60	80 Western Illinois.....63	75 Montana.....85
52 Grinnell.....73	58 South Dakota.....63	81 Augustana.....78	81 Hamline.....68	74 Augustana.....71	90 Upper Iowa.....70
75 Cornell.....72	69 Augustana.....52	77 Nebraska Wesleyan.....78	Coach — Norman Stewart	103 Morningside.....86	71 South Dakota State.....84
63 Winona State.....52	75 Morningside.....80	Coach — Norman Stewart		Coach — Norman Stewart	68 Augustana.....75
70 North Dakota.....75	75 South Dakota State.....92			<b>1965-66</b> <b>(13-7)</b>	101 Augustana.....84
75 Wartburg.....91	70 Augustana.....67			62 Mankato State.....56	68 South Dakota State.....80
86 Wisconsin-LaCrosse.....102	77 South Dakota State.....99	<b>1962-63</b> <b>(15-8)</b>		43 Southern Illinois.....68	72 North Dakota.....77
81 North Dakota State.....86	73 Wartburg.....78	76 Macalester.....65		74 Northeast Missouri.....70	73 South Dakota State.....92
66 North Dakota.....87	68 Loras.....85	91 Winona State.....55		54 Iowa State.....73	89 Gustavus Adolphus.....61
81 South Dakota.....58	95 Omaha.....73	83 Western Illinois.....69		68 North Dakota State.....74	81 Morningside.....76
76 North Dakota State.....71	80 Hamline.....78	59 Nebraska.....78		55 North Dakota.....86	66 South Dakota.....59
79 Loras.....69	73 North Dakota.....71	81 Bemidji State.....70		29 North Dakota.....49	105 Western Illinois.....69
59 Augustana.....72	Coach — James Witham	89 Parsons.....75		78 Morningside.....54	99 North Dakota State.....75
56 South Dakota State.....93		66 Cornell.....82		56 South Dakota State.....67	55 Southern Illinois.....73
81 Augustana.....69	<b>1959-60</b> <b>(15-8)</b>	80 MacMurray.....67		84 Wartburg.....60	99 South Dakota.....90
70 South Dakota State.....88	72 Northeast Missouri.....86	73 Morningside.....68		62 South Dakota.....49	85 North Dakota.....60
72 Morningside.....67	75 Macalester.....65	66 South Dakota.....83		69 Augustana.....64	90 North Dakota State.....85
64 South Dakota.....73	71 Northern Illinois.....81	89 Augustana.....61		56 South Dakota State.....75	80 Mankato State.....66
75 Cornell.....90	74 Illinois State.....87	71 North Dakota.....76		88 North Dakota State.....74	109 Morningside.....63
88 Morningside.....79	78 North Dakota.....53	68 North Dakota State.....65		69 North Dakota.....61	108 Augustana.....77
Coach — Stanley Hall	74 Grinnell.....65	74 South Dakota State.....83		80 South Dakota State.....67	71 North Dakota.....60
	76 Northern Illinois.....62	79 South Dakota State.....84		70 South Dakota.....57	Coach — Zeke Hogeland
<b>1956-57</b> <b>(12-10)</b>	69 Mankato State.....63	63 Loras.....71		78 Morningside.....62	
66 Loras.....77	75 South Dakota.....86	62 Mankato State.....79		86 Augustana.....75	<b>1969-70</b> <b>(13-12)</b>
59 Cornell.....72	72 South Dakota State.....82	79 Morningside.....66		93 Morningside.....56	65 Upper Iowa.....76
79 Winona State.....81	72 Augustana.....76	75 Wartburg.....65		Coach — Norman Stewart	70 Buena Vista.....59
71 North Dakota.....48	85 North Dakota State.....62	84 North Dakota.....69			65 Central.....63
72 North Dakota State.....54	101 Morningside.....69	92 North Dakota State.....77			67 Wartburg.....83
75 Northwest Missouri.....62	73 South Dakota.....77	Coach — Norman Stewart			67 South Dakota State.....74
68 Luther.....64	87 South Dakota State.....79			<b>1966-67</b> <b>(11-11)</b>	76 South Dakota.....80
91 Wartburg.....74	67 Omaha.....60	<b>1963-64</b> <b>(23-4)</b>		78 Iowa State.....79	99 North Dakota.....82
67 Wisconsin-LaCrosse.....65	90 North Dakota State.....82	80 Buena Vista.....58		85 Western Illinois.....80	68 Mankato State.....50
60 South Dakota.....87	71 North Dakota.....61	59 Iowa State.....54		58 Southern Illinois.....93	55 South Dakota State.....56
72 Morningside.....78	62 Wartburg.....69	86 Winona State.....75		84 Bemidji State.....67	59 North Dakota.....65
62 Wartburg.....59	78 Loras.....51	71 Mankato State.....59		62 Mankato State.....64	67 Wayne State.....89
71 North Dakota State.....65	73 Augustana.....61	78 North Dakota State.....51		79 Northeast Missouri.....61	72 North Dakota State.....81
52 South Dakota.....55	73 Hamline.....64	63 North Dakota.....62		88 Western Illinois.....69	66 North Dakota.....71
62 South Dakota State.....70	Coach — James Witham	85 Wartburg.....59		76 South Dakota State.....64	72 Mankato State.....63
53 South Dakota State.....82		73 Western Illinois.....68		56 North Dakota State.....64	71 North Dakota State.....67
67 Augustana.....76	<b>1960-61</b> <b>(16-5)</b>	70 Northern Illinois.....59		73 South Dakota.....83	85 Western Illinois.....100
65 Cornell.....60	68 Nebraska.....78	75 MacMurray.....56		74 Morningside.....71	79 Loras.....76
64 Augustana.....55	65 Macalester.....54	96 Western Illinois.....75		64 South Dakota.....90	83 Morningside.....73
51 Morningside.....60	75 Northern Illinois.....56	66 South Dakota State.....74		58 North Dakota.....64	74 Morningside.....71
76 Grinnell.....67	79 North Dakota State.....58	90 Morningside.....62		71 North Dakota State.....64	70 South Dakota.....81
88 North Dakota.....78	96 St. Ambrose.....50	89 North Dakota State.....62		74 Morningside.....68	83 Central Missouri
Coach — James Witham	100 Wartburg.....63	82 South Dakota.....74		85 South Dakota.....80	State.....74
	63 North Dakota.....65	88 Northern Illinois.....80		70 South Dakota State.....75	69 Augustana.....66
<b>1957-58</b> <b>(9-14)</b>	87 North Dakota State.....81	89 Augustana.....48		60 Augustana.....86	72 South Dakota State.....95
85 Detroit Tech.....68	80 Loras.....53	79 Morningside.....63		81 Augustana.....53	82 Augustana.....67
57 Northwest Missouri.....52	71 South Dakota.....66	96 South Dakota.....84		64 North Dakota.....92	59 Mankato State.....55
54 Washburn.....65	69 South Dakota State.....77	101 North Dakota.....79		69 North Dakota State.....86	Coach — Zeke Hogeland
61 Cornell.....62	87 Morningside.....64	51 South Dakota State.....83		90 South Dakota State.....81	
51 North Dakota State.....70	71 South Dakota.....69	80 Augustana.....75		Coach — Norman Stewart	<b>1970-71</b> <b>(6-20)</b>
61 North Dakota.....47	83 Morningside.....49	71 Washington			65 Bemidji State.....69
65 Mankato State.....55	81 South Dakota State.....82	University.....56		<b>1967-68</b> <b>(15-7)</b>	81 Southern Illinois.....107
57 Wartburg.....54	71 Augustana.....59	71 Mankato State.....64		111 Culver-Stockton.....80	71 Nebraska.....95
62 Grinnell.....52	59 Mankato State.....81	93 Southeast Missouri.....85		97 Mankato State.....67	70 Wayne State.....66
71 Loras.....73	86 Winona State.....67	67 Evansville.....82		73 Iowa State.....99	69 Western Illinois.....82
66 Cornell.....79	80 North Dakota.....66	72 North Carolina A&T.....91		87 Western Illinois.....74	74 Washington (St. Louis).....61
67 South Dakota State.....72	86 Wartburg.....64	Coach — Norman Stewart		69 North Dakota.....90	62 Central Missouri
59 Augustana.....60	Coach — James Witham			105 North Dakota State.....86	State.....96
50 South Dakota.....62		<b>1964-65</b> <b>(16-7)</b>		71 South Dakota.....69	75 North Dakota State.....77
58 North Dakota State.....65	<b>1961-62</b> <b>(19-5)</b>	54 Iowa State.....50		74 North Dakota State.....71	67 Mankato State.....82
56 North Dakota.....65	83 Macalester.....57	62 Mankato State.....64		72 North Dakota.....85	82 North Dakota.....85
72 Morningside.....90	64 Winona State.....60	78 Macalester.....68		119 Augustana.....98	78 Mankato State.....84
70 South Dakota.....84	78 Western Illinois.....75	48 Southern Illinois.....67		89 Central Missouri	58 Morningside.....73
62 Mankato State.....56	69 Parsons.....66	71 Washington		State.....74	100 South Dakota.....92
94 Morningside.....55	95 Illinois State.....76	University.....82		91 North Dakota State.....64	85 North Dakota State.....100
56 Wartburg.....62	75 Cornell.....51	53 North Dakota.....69		78 South Dakota.....89	77 North Dakota.....93
69 South Dakota State.....83	67 South Dakota State.....73	87 Western Illinois.....73		94 Morningside.....73	73 Loras.....86
65 Augustana.....51	87 Morningside.....72	83 Northern Illinois.....69		102 South Dakota State.....87	71 Bradley.....117
Coach — James Witham	87 South Dakota.....97	106 Wartburg.....80		78 South Dakota State.....121	91 Augustana.....82
	84 Loras.....49	66 South Dakota.....77		77 Augustana.....79	78 South Dakota State.....96
<b>1958-59</b> <b>(11-12)</b>	73 North Dakota State.....51	66 Morningside.....72		111 Western Illinois.....79	88 South Dakota State.....106
53 Northeast Missouri.....54	85 South Dakota.....60	104 Winona State.....85		78 Central Missouri	86 Augustana.....93
57 Macalester.....70	92 Augustana.....68	76 South Dakota State.....74		State.....79	71 North Dakota State.....73
67 North Dakota.....59	71 North Dakota State.....58	82 North Dakota State.....69		94 North Dakota.....77	91 North Dakota.....74
107 North Dakota State.....109	85 North Dakota.....79	69 North Dakota State.....66		81 Morningside.....68	78 Morningside.....65
71 Cornell.....64	92 Wartburg.....67	60 North Dakota.....63		Coach — Zeke Hogeland	92 South Dakota.....108
65 Mankato State.....59	74 South Dakota State.....66	68 Northern Illinois.....64			72 Mankato State.....86
85 Gustavus Adolphus.....78	68 Augustana.....71	73 Augustana.....69		<b>1968-69</b> <b>(15-9)</b>	Coach — Zeke Hogeland
61 Wartburg.....64	84 Mankato State.....74	88 South Dakota State.....79		89 Westmar.....61	
74 North Dakota State.....72	98 Morningside.....74	93 South Dakota.....67		67 Gustavus Adolphus.....78	
72 Morningside.....68				80 Montana State.....82	



75







# UNI Athletic Staff Directory (AC 319)



**Barta**



**Bright**



**Egli**

Iradge Ahrabi-Fard, Volleyball .....273-6480  
 Terry Allen, Football .....273-6175  
 Wes Anderson, Asst. Football .....273-6175  
 Micki Austin, Asst. Trainer .....273-6108  
 Meredith Bakley, Softball .....273-2520  
 Joyce Barbatti, Prog. Assoc./  
     Acct. Man .....273-6133  
 Gary Barta, Ath. Club .....273-6078  
 Jan Bittner, Asst. Volleyball .....273-6480  
 Kevin Boyle, Asst. Men's  
     Basketball .....273-6175  
 Don Briggs, Wrestling .....273-6473  
 Julie Bright, Business Man .....273-2475  
 Gene Bruhn, Asst. Softball .....273-2520  
 Chris Buckham, Men's Track .....273-6481  
 Kevin Buisman, Accts. Man .....273-6050  
 Kay Bukatz, UNI-Dome Secretary .....273-6050  
 Nancy Clark, Women's Tennis .....273-5874  
 Joan Craig, AD Secretary .....273-2470  
 Jim Egli, Asst. AD-Facilities .....273-6050



**Jermier**



**Kangas**



**Wiebe**



**Wilkinson**



**Williamson**

Mark Farley, Asst. Football .....273-6471  
 Ken Green, Men's Golf .....273-6055  
 Joel Greenlee, Asst. Wrestling .....273-6341  
 Jim Hall, Men's & Women's  
     Swimming .....273-2503  
 Colleen Heimstead, Asst. Women's  
     Basketball .....273-6338  
 John Jermier, Assoc. AD .....273-3097  
 Nancy Justis, Dir. of Sports Infor .....273-6354  
 Kevin Kane, Asst. Dir. of Sports  
     Infor/Women's Golf Coach .....273-3642  
 Bob Kincaid, Academic Adv .....273-6321  
 Walt Klinker, Asst. Football .....273-6436  
 Dave Kohrs, Facilities Coord. ....273-2865  
 Terri Lasswell, Women's  
     Basketball .....273-6443  
 Bill Lawson, Asst. Men's Track .....273-6481  
 Kevin Lehman, Asst. Men's  
     Basketball .....273-6175  
 Eldon Miller, Men's Basketball .....273-6175

Ken Misfeldt, Asst. Baseball .....273-6323  
 Dick Moseley, Asst. Football .....273-6474  
 Jeff Noble, Diving .....273-2406  
 Terry Noonan, Trainer .....273-6369  
 Steve Nurse, Equipment  
     Manager .....273-2459  
 Diane Poquette, Asst. Women's  
     Basketball .....273-6987  
 Chris Ritrievi, Ath. Dir. ....273-2470  
 Bill Salmon, Asst. Football .....273-6725  
 Dave Schrage, Baseball .....273-6323  
 Lea Ann Shaddox, Women's Track .....273-6157  
 SI FAX .....273-3602  
 Samuel Skarich, Asst. Men's  
     Basketball .....273-6175  
 Terri Soldan, Asst. Women's Track .....273-6157  
 Caroline Thomson, Men's Basketball,  
     Football Secretary .....273-6175  
 Ardell Wiegandt, Asst. Football .....273-6791  
 Linga Wiges, SI Secretary .....273-3100

Dr. Jack Wilkinson,  
 NCAA Faculty  
 Rep .....273-2515  
 Sandra Williamson,  
 Assoc. AD .....273-6033

## Northern Iowa Primary Media Outlets

### Newspapers

**WATERLOO COURIER:** Kevin Evans, Sports Editor, P.O. Box 540, Waterloo, IA 50704...319-291-1466  
**DES MOINES REGISTER:** Dave Witke, Sports Editor, P.O. Box 957, Des Moines, IA 50304...1-800-532-1455 (IA Only), 1-800-247-5346 (Out of state)  
**CEDAR RAPIDS GAZETTE:** Mark Dukes, Sports Editor, 500 3rd Ave. S.E., Cedar Rapids, IA 52401...319-398-8257, 1-800-397-8258  
**NORTHERN IOWAN:** Sports Editor, University of Northern Iowa, Cedar Falls, IA 50614...319-273-2157  
**ASSOCIATED PRESS:** Chuck Schoffner, P.O. Box 1741, Des Moines, IA 50306...1-800-362-2580  
**QUAD CITY TIMES:** Sports Editor, P.O. Box 3828, 124 E. 2nd St., Davenport, IA 52801...319-383-2220

### Television

**KWWL-TV:** Bryan Lessly, Sports Director, KWWL Bldg., 500 E. 4th St., Waterloo, IA 50703...319-291-1246  
**KCRG-TV:** Mark Haarmann, Sports Director, 2nd Ave. at 5th St. S.E., Cedar Rapids, IA 52401...319-398-8391  
**KGAN-TV:** Keith Bleyer, Sports Director, P.O. Box 3131, Cedar Rapids, IA 52406...319-395-9081  
**Iowa Public Television:** Doug Brooker, P.O. Box 6450, Johnston, IA 50131...515-281-4500  
**KCCI-TV:** Heidi Soliday, Sports Director, P.O. Box 10305, Des Moines, IA 50306...515-247-8811

### Radio

**WMT:** Ron Gonder, Sports Director, P.O. Box 2147, Cedar Rapids, IA 52406...319-395-0533  
**KXEL:** Sports Director, Box 1540, Waterloo, IA 50704...319-234-6397  
**KCFI:** Kelly Neff, Sports Director, 721 Shirley St., Cedar Falls, IA 50613...319-277-1918  
**KWLO:** Bob Bakken, Sports Director, Box 1330, Waterloo, IA 50703...319-234-2200  
**KHAK:** Bob Brooks, Sports Director, 425 Second St. N.E., Suite 450, Cedar Rapids, IA 52401...319-365-9431  
**KOEL:** Gary Rima, Sports Director, P.O. Box 391, Oelwein, IA 50662...319-283-1234

### Miscellaneous

**Northern Iowa Sports Information:** Nancy Justis, Director of Sports Information, UNI-Dome NW Upper, Cedar Falls, IA 50614-0314...319-273-6354  
**Virg Erickson:** Radio Play-by-Play, 1835 260 St., Denver, IA 50622  
**Gateway Football Conference Office:** Mike Kem, Information Director, 100 N. Broadway, Suite 1135, St. Louis, MO 63102...314-421-2268; FAX 314-421-3505; Scoreboard 314-569-5636  
**Missouri Valley Conference:** Jack Watkins, Asst. Commissioner, Communications, 100 N. Broadway, Suite 1135, St. Louis, MO 63102...314-421-0339

*Here all Panther home and away basketball games on the Northern Iowa Sports Network. Flagship station KOEL-FM (92.3 Oelwein/Waterloo/Cedar Falls), with affiliates KIWA-FM (105.3 Sheldon), KWKY (1150 AM Des Moines), KCPS (1150 AM Burlington), KCLN-FM (97.7 Clinton), KLEH (1290 AM Anamosa), KNOD-FM (105.3 Harlan), KMA (960 AM Shenandoah) and KGRA-FM (98.9 Jefferson).*



# 1994-95 Composite Missouri Valley Schedule

(all times Central)

## November 7

Athletes in Action at Bradley 7:05 p.m.

## November 8

Team Pella AAU at Indiana State 6:30 p.m.

## November 11

Croatian National Team at Southern Illinois 7:05 p.m.

## November 13

Zadar Croatia at Northern Iowa 7:05 p.m.

## November 14

Foreign Exhibition at Drake  
Team Rebok at Southwest Missouri State 7:05 p.m.  
Athletes in Action at Southern Illinois 7:05 p.m.

## November 15

Angola Nationals at Creighton 7:05 p.m.  
Upstate All-Stars at Illinois State 7:05 p.m.  
Croatian National Team at Indiana State 6:30 p.m.

## November 17

Cook AAU at Evansville 7:35 p.m.  
Spirit Express at Wichita State 7:30 p.m.

## November 19

Trencin, Slovakia at Evansville 7:35 p.m.  
Lithuanian Team at Southwest Missouri State 7:05 p.m.  
Conoco Oil at Tulsa 7:00 p.m.

## November 21

Fort Hood at Creighton 7:05 p.m.  
Slovakian National at Illinois State 7:05 p.m.

## November 22

Angola National Team at Bradley 7:05 p.m.  
TBA at Wichita State 7:30 p.m.

## November 25

Illinois State vs. Iowa State at Hilo, Hawaii  
Northern Iowa vs. New Orleans at Hilo, Hawaii 4:00 p.m.  
Southern Illinois vs. Seton Hall at Hawaii 7:30 p.m.  
Samara, Russia at Tulsa 7:05 p.m.

## November 26

Oregon State at Bradley 1:05 p.m.  
Creighton at Oral Roberts 7:35 p.m.  
Illinois State at Big Island Invitational  
Northern Iowa at Big Island Invitational  
Southwest Missouri State at Missouri-Kansas City 7:30 p.m.  
Southern Methodist at Wichita State 7:30 p.m.

## November 27

Bradley at Saint Louis 2:05 p.m.  
Evansville at Western Michigan 1:05 p.m.  
Illinois State at Big Island Invitational  
Northern Iowa at Big Island Invitational  
Southern Illinois at Hawaii Tournament

## November 28

Wichita State at Northern Illinois 7:00 p.m.

## November 29

Iowa at Drake 7:05 p.m.  
Northern Iowa at Southern California 9:00 p.m.  
Houston at Southwest Missouri State 7:05 p.m.

## December 1

Eckerd at Indiana State 6:30 p.m.

## December 2

McNeese State at Southwest Missouri State 8:05 p.m.

## December 3

Bradley at Western Illinois 7:30 p.m.  
Southern Methodist at Creighton 2:05 p.m.  
Drake at Toledo 6:05 p.m.  
Evansville vs. Indiana at RCA Dome in Indianapolis 2:05 p.m.  
Wisconsin-Green Bay at Illinois State 7:05 p.m.  
Butler at Indiana State 1:30 p.m.  
Northern Iowa at Loyola 4:00 p.m.  
Old Dominion at Southern Illinois 7:05 p.m.  
Southwest Missouri State at Pizza Hut Classic  
Texas-San Antonio at Tulsa 7:00 p.m.  
Nebraska-Omaha at Wichita State 7:30 p.m.

## December 6

DePaul at Bradley 7:05 p.m.  
Drake at Iowa State 7:05 p.m.  
North Carolina-Wilmington at Illinois State 7:05 p.m.  
Oral Roberts at Indiana State 6:30 p.m.

## December 7

Creighton at Nebraska 7:05 p.m.  
Northern Iowa at Iowa 7:05 p.m.  
Tulsa at Oklahoma State 7:35 p.m.

## December 10

Creighton at Saint Louis 12:35 p.m.  
Texas-San Antonio at Drake 7:05 p.m.  
\*Illinois State at Evansville 11:05 a.m.  
Mercer at Indiana State 6:30 p.m.  
Southern Illinois at North Carolina-Charlotte 6:35 p.m.  
Alcorn State at Southwest Missouri State 2:05 p.m.  
Oral Roberts at Tulsa 7:00 p.m.  
Wichita State at Mississippi 7:30 p.m.

## December 11

Wartburg at Northern Iowa 1:35 p.m.

## December 14

South Alabama at Evansville 7:35 p.m.

## December 15

Southern Illinois at Southeast Missouri State 7:30 p.m.

## December 17

Florida Atlantic at Bradley 7:05 p.m.  
Missouri-Kansas City at Creighton 7:35 p.m.  
\*Tulsa at Drake 7:05 p.m.  
Campbell at Evansville 7:35 p.m.  
\*Indiana State at Southwest Missouri State 7:05 p.m.  
\*Wichita State at Northern Iowa 7:05 p.m.  
Southern Illinois at Austin Peay 7:05 p.m.

## December 18

Virginia Commonwealth at Illinois State 1:05 p.m.

## December 19

Bethune-Cookman at Creighton 7:05 p.m.  
Campbell at Indiana State 6:30 p.m.  
Long Island at Northern Iowa 7:05 p.m.  
Oral Roberts at Southern Illinois 7:05 p.m.

## December 20

Bradley vs. Northeastern at New Orleans 6:05 p.m.  
\*Evansville at Wichita State 7:30 p.m.

## December 21

Bradley at New Orleans Classic

## December 22

Illinois State at Santa Clara 9:30 p.m.  
Indiana State at Ball State 6:05 p.m.  
Nebraska at Northern Iowa 7:05 p.m.  
Missouri Southern at Southern Illinois 7:05 p.m.  
Southwest Missouri State at North Carolina-Wilmington 6:30 p.m.

## December 23

Creighton at Marquette 7:00 p.m.  
Loyola at Drake 7:05 p.m.  
Evansville at South Alabama 7:35 p.m.  
Tulsa at Arkansas 7:05 p.m.

## December 28

Bradley at Mississippi 7:30 p.m.  
St. Mary's at Illinois State 7:05 p.m.

## December 29

Sandiego at Drake 7:05 p.m.  
Gonzaga at Wichita State 6:00 p.m.

## December 30

Indiana State at Wisconsin-Green Bay Tournament  
Wichita State at Cessna Classic

## December 31

\*Bradley at Northern Iowa 1:35 p.m.  
\*Creighton at Tulsa 7:00 p.m.  
Tennessee-Martin at Evansville 1:05 p.m.  
Northwestern at Illinois State 4:05 p.m.  
Indiana State at Wisconsin-Green Bay Tournament  
Southern Illinois at James Madison 1:00 p.m.

## January 2

Drake at Tulane 12:05 p.m.

## January 3

Illinois State at DePaul  
New Hampshire at Evansville 7:35 p.m.  
\*Northern Iowa at Tulsa 7:00 p.m.  
Kansas State at Wichita State 7:30 p.m.

## January 4

\*Bradley at Southern Illinois 7:05 p.m.  
East Carolina at Southwest Missouri State 7:05 p.m.


## January 5

\*Creighton at Indiana State 6:30 p.m.




# FOUR GREAT REASONS TO VISIT THE HALL OF FAME

Turn back your college basketball clock and let these wonderful memories come alive: Bill Bradley filling the net at Princeton; Julius Erving dazzling capacity crowds at UMass; "Pistol" Pete Maravich setting NCAA scoring records at LSU; Oscar Robertson, aka "The Big O," as an unstoppable Cincinnati Bearcat. College basketball shined when those future Hall of Famers performed under an adorning spotlight. These legends and 198 other basketball greats covering all levels of the game are on display every day at the world's only Basketball Hall of Fame. The \$11.5 million, three-level Entertainment Center features state-of-the-art exhibits, memorabilia, video monitors, a movie theater, a Virtual Reality game, the Wilson Imagymnation Theater and a FAN-tastic Gift Shop. Located off Interstate 91, the Hall of Fame is open seven days a week from 9 to 5. Adults: \$7.00; Children (7-15): \$4.00; Seniors: \$4.00. Group rates available.




Pete Maravich



Bill Bradley



Julius Erving



Oscar Robertson

IT'S ALL HERE!

## Basketball Hall of Fame

For membership information, call or write  
P.O. Box 179, Springfield, Mass. 01101-0179  
Tel. (413) 781-6500





# Northern Iowa Basketball—On the Prowl



**Brian Carpenter**




**Head Coach  
Eldon Miller**




**Warren  
Vandeven**



**Jason Sims**




**Sean Rice**




**Seth  
Anderson**



**Panther  
Spirit**



**Jason Daisy**



**Jon Ellis**





## 1994-95 Northern Iowa Basketball

November 13	ZADAR CROATIA	7:05 p.m.	January 28	at Southwest Missouri State*	7:05 p.m.
November 25-27	at Big Island Invitational Tournament		January 30	at Wichita State*	7:30 p.m.
November 29	at Southern California	9:00 p.m.	February 4	INDIANA STATE*	7:05 p.m.
December 3	at Loyola-Chicago	4:00 p.m.	February 6	SOUTHERN ILLINOIS*	7:05 p.m.
December 7	at Iowa	7:05 p.m.	February 11	SOUTHWEST MISSOURI STATE*	7:05 p.m.
December 11	WARTBURG	1:35 p.m.	February 13	CREIGHTON*	7:05 p.m.
December 17	WICHITA STATE*	7:05 p.m.	February 18	at Bradley*	2:05 p.m.
December 19	LONG ISLAND UNIVERSITY	7:05 p.m.	February 20	at Illinois State*	7:05 p.m.
December 22	NEBRASKA	7:05 p.m.	February 25	at Drake*	7:05 p.m.
December 31	BRADLEY*	1:35 p.m.	February 27	TULSA*	7:05 p.m.
January 3	at Tulsa*	7:00 p.m.	March 4-6	at Diet Pepsi Missouri Valley Conference Tournament at St. Louis, MO	
January 8	DRAKE*	8:05 p.m.			
January 11	at Creighton*	7:05 p.m.			
January 16	ILLINOIS STATE*	7:35 p.m.			
January 19	at Indiana State*	6:30 p.m.			
January 21	at Evansville*	7:35 p.m.			
January 25	IOWA STATE	7:05 p.m.			

\*Missouri Valley Conference Game  
Times subject to change  
All times Central