

1994

University of Northern Iowa 1993-94 Basketball

University of Northern Iowa

Let us know how access to this document benefits you

Copyright ©1993 Athletics, University of Northern Iowa

Follow this and additional works at: <https://scholarworks.uni.edu/amg>



Part of the [Higher Education Commons](#)

Recommended Citation


University of Northern Iowa, "University of Northern Iowa 1993-94 Basketball" (1994). *Athletics Media Guides*. 199.

<https://scholarworks.uni.edu/amg/199>


This Book is brought to you for free and open access by the Athletics at UNI ScholarWorks. It has been accepted for inclusion in Athletics Media Guides by an authorized administrator of UNI ScholarWorks. For more information, please contact scholarworks@uni.edu.

Offensive Materials Statement: Materials located in UNI ScholarWorks come from a broad range of sources and time periods. Some of these materials may contain offensive stereotypes, ideas, visuals, or language.


University of Northern Iowa 1993-94 Basketball




All-MVC Randy Blocker



Co-Captain Cam Johnson




4 JON ELLIS
F•6-7•200•Jr•2L
Dubuque, Iowa




5 KEVIN GRIFFIN
G/F•6-4•180•Fr•HS
Racine, Wisconsin




10 SETH ANDERSON
G•6-0•170•Fr•RS
Ames, Iowa




11 DARIAN DEVRIES
G•6-2•165•Fr•HS
Aplington, Iowa




20 ED MADLOCK
G•6-1•175•Sr•2L
Waterloo, Iowa




21 BRIAN JONES
F•6-10•200•Sr•3L
Rock Island, Illinois




22 JASON DAISY
G•6-2•175•So•1L
Minneapolis, Minnesota




23 SREDRICK ROBINSON
G•5-9•170•Fr•HS
Waterloo, Iowa




24 BRIAN CARPENTER
G•6-1•165•Jr•2L
Minneapolis, Minnesota




25 CAM JOHNSON
G•6-2•190•Sr•3L
Cedar Rapids, Iowa



30 RANDY BLOCKER
G/F•6-6•200•Sr•1L
New York, New York




34 DAN CROSBY
F•6-4•205•Jr•JC
Chicago, Illinois




40 WARREN VANDEVEN
F•6-7•205•So•1L
St. Louis, Missouri



42 TERRY MERFELD
C•6-10•220•Sr•3L
Hudson, Iowa



44 SEAN RICE
F•6-7•205•Jr•2L
Cedar Rapids, Iowa



52 JOHN HOLTERHAUS
F/C•6-9•215•Sr•1L
Fort Madison, Iowa



55 JASON SIMS
F/C•6-8•235•So•1L
Minneapolis, Minnesota



How to say 'em

Darian DeVriesDa-VREEZ
John HolterhausHOLT-ur-house
Sredrick RobinsonCedrick
Warren VandevenVAN-da-ven



UNI Quick Facts

Quick Facts

Location:	Cedar Falls, IA 50614
Founded:	1876
Enrollment:	12,800
President:	Dr. Constantine Curris
Nickname:	Panthers
Head Coach:	Eldon Miller (Wittenberg 1961)
Conference:	Missouri Valley
1992-93 Record:	12-15 (8-10, 6th MVC)
Starters Returning/Lost:	4/1
Lettermen Returning/Lost:	12/1
Colors:	Purple & Old Gold
Home Court:	UNI-Dome (10-20,000)
Director of Athletics:	Christopher Ritrievi (Princeton 1979)
Associate Directors of Athletics:	Dr. Sandra Williamson John "Jersey" Jermier
Assistant Director of Athletics-Facilities:	Jim Egli
Ticket Manager:	Doug Kangas
Academic Advisor:	Bob Kincaid
Head Trainer:	Terry Noonan
Director of Sports Information:	Nancy Justis
Assistant Director of Sports Information:	Kevin Kane
Sports Information Phone:	319-273-6354
Automatic FAX Number:	319-273-3602
Press Box Number:	319-273-6311

Credits

The 1993-94 Northern Iowa Basketball Media Guide was edited by UNI Sports Information Director Nancy Justis. Photography by Jeff Martin of UNI's Office of Public Relations. Printing by Congdon Printing, Cedar Falls. Production assistance by Beth La Velle, UNI Office of Public Relations.

On the Cover

Senior co-captains Randy Blocker and Cam Johnson, Missouri Valley all-conference selections, head a group of 12 returning Panther lettermen.

Contents

Media	
Covering the Panthers.....	2
Media Outlets	71
Northern Iowa Radio Network.....	2
Sports Information Staff	2

1993-94 Preview

Outlook	16-18
Roster Breakdown/Pronunciation Guide	15

Staff

Head Coach Eldon Miller.....	8-10
Assistant Coaches.....	11-13
UNI Directory.....	71

The 1993-94 Panthers

Seth Anderson.....	34
Randy Blocker	20-21
Brian Carpenter.....	24
Dan Crosby.....	34
Jason Daisy.....	25
Darian DeVries	34
Jon Ellis	26
Kevin Griffin	34
John Holterhaus	27
Cam Johnson	22-23
Brian Jones	28
Ed Madlock.....	29
Terry Merfeld	30
Sean Rice	31
Sredrick Robinson	34
Jason Sims.....	32
Warren Vandeven.....	33

Opponents

Team Profiles	50-58
Series Scores vs. 1992-93 Opponents.....	49
The Missouri Valley Conference.....	43-48
1992-93 MVC Composite Schedule	72

1992-93 In Review

1992-93 Box Scores	36-39
1992-93 Statistics	40-42

Records

Individual Records.....	60-61
Team Records	60-61
All-Time Won-Lost Records.....	66-70
Postseason Play	62-63
All-Time Series Records.....	64
All-Time All-Conference.....	63

Facilities

UNI-Dome6-7



Media Information

Northern Iowa head basketball coach Eldon Miller or one of his staff will be in

attendance at the weekly **Press Luncheon** held each Monday at 12 noon in the private dining room at Shakey's Restaurant on University Avenue in Cedar Falls. The Press Luncheons are open to the public.

Members of the media wishing to talk with Coach Miller may contact him directly in the basketball office (319-273-6175) or may go through the Sports Information Office (319-273-6354) if desired. **All player interviews** should be arranged through the Sports Information Office. Please allow adequate time to make the arrangements.

All requests for **credentials** should be made at least **three days in advance**. Credentials are mailed or left in the Press Room located in the Physical Education Center, room 186. In accordance with recommendations from the Associated Press Sports Editor's Association, **complimentary passes will not be available** to the media. **Only working press** will be assigned seats on Press Row. Those media representatives wishing to purchase tickets are urged to contact the UNI-Dome Ticket Office (319-273-6131). **Parking** is available in the Physical Education Center lot located north of the UNI-Dome.

Spotters and statisticians must be requested at least **three days prior** to the game. One **FAX** machine is available in the Sports Information Office located on the west side of the UNI-Dome. It is recommended that members of the media bring their own electronic sending machines. Two phone lines are available for media use in the Press Room, with an additional phone available courtside. Other phones are available in the Sports Information Office.

Radio stations should make their own arrangements for telephone

lines after receiving permission to broadcast. Stations who wish to use the courtesy line should contact UNI SID Nancy Justis.

Cameras for television crews should be set up on the risers located just below the press box in the stands or may rove the playing floor edges, while team cameras may be set up on the risers located at concourse level.

UNI's locker room is open following a 10-minute cooling off period. **A post-game press conference** will be held in the Press Room. Coach Miller will be available there immediately following the game, followed by the visiting head coach.

Sports Information telephone numbers: Office: 319-273-6354, 273-3642, 273-3100; **FAX number:** 319-273-3602. **Press box number:** 319-273-6311.

Your hosts are Director of Sports Information Nancy Justis and Assistant Sports Information Director Kevin Kane.



Justis is a member of the College Sports Information Directors of America (CoSIDA) and is chair of that organization's

national Career Enhancement Committee. She joined the UNI staff in 1974 as assistant editor in the Office of Public Relations after working one year as a reporter for the Fort Collins (CO) Coloradoan. In 1976, she was named the first fulltime assistant SID at UNI and was named director in 1979. Her publications have received several awards from CoSIDA. She was a member of the press operations corp at the 1984 Summer Olympics held in Los Angeles and the 1987 Pan American Games held in Indianapolis. She also is a member of Women in Communications, Inc., and the United States Basketball Writers

Association. She's a 1973 graduate of the University of Iowa. A native of Cedar Rapids, IA, she and her husband, Bob, who announces home Panther football and men's basketball games, have a daughter, Nicole.



Kane, a 1984 UNI graduate, was named assistant SID in 1988 after pursuing his graduate degree from Western Illinois. He

spent almost five years in radio as a reporter and on-air personality prior to pursuing his graduate degree. He also is a member of the College Sports Information Directors of America and has received publication awards from that organization. A native of Bernard, IA, he's married to the former Laurie Upah. The couple have a daughter, Kelsey.

UNI On the Air


Radio

For the fourth consecutive season, UNI Basketball can be heard home and away on flagship station KOEL (92.3 FM Oelwein/Cedar Falls/Waterloo), KIWA-105.3 FM Sheldon, KWKY-1150 AM Des Moines, KCPS-1150 AM Burlington, KCLN-97.7 FM Clinton, KLEH-1290 AM Anamosa and KNOD-105.3 FM Harlan. Gary Rima, KOEL Sports Director, serves as play-by-play, with Virgil Erickson providing color analysis. The listening range of the Northern Iowa Sports Network covers virtually the entire State of Iowa.

Television

At presstime, the only confirmed television games included the UNI-Iowa State game (Dec. 4) by the Cyclone Television Network, the December 7 game at home versus Iowa on KWWL-TV Waterloo and the UNI vs. Wichita State game in Wichita on January 15.

Athletic Director Chris Ritrievi



Christopher Ritrievi is in his second year as Northern Iowa Director of Athletics. His appointment was announced in a press conference held May 15, 1992.

Prior to his appointment at UNI, Ritrievi had been Associate Athletic Director at Stanford University. He has served in athletic fundraising capacities at Pennsylvania and Princeton, where he also was an assistant wrestling coach; and Bowling Green State.

The 36-year-old native of Levittown, PA, is a 1979 graduate of Princeton with a degree in economics. He received his masters in business administration from Lehigh University in 1983. He earned three letters in wrestling at Princeton.

"UNI is one of the outstanding positions in college athletics today," Ritrievi says. "There is great tradition here and we have the support of our University president and administration. The opportunity to work at a student-centered university like Northern Iowa is a great one. Our focus, academically, athletically and socially, is on the undergraduate student. The challenge is formidable, but the environment for success, both on and off the playing surface, is excellent at UNI."

Ritrievi is married to the former Stephanie Homeyer, who grew up in Wellsburg, IA.

"The University of Northern Iowa is a progressive institution of higher education. Because the intercollegiate athletic program is an integral part of university life, the expectation level is extremely high for everyone involved in our program.

"We are proud of the accomplishment of our men's basketball program under the guidance of Eldon Miller. Our players are true student-athletes who perform in an academic setting as well as the athletic venue. What is considered exceptional at many university basketball programs is the norm at UNI.

"We look forward to the challenges of major college basketball in the Missouri Valley Conference and expect to be in the hunt for postseason competition on an annual basis. Our players, coaches, fans and university community anticipate great things as we kick off the 1993-94 basketball season."

Christopher Ritrievi

President Constantine Curris



Dr. Constantine W. Curris assumed the Presidency of the University of Northern Iowa in August, 1983. He is only the seventh chief executive in the University's 117-year history.

President Curris, known as "Deno" to the University community, has emphasized four major themes for the University's development: 1) national leadership in the reform of teacher education; 2) development of the College of Business

Administration as part of Iowa's economic resurgence; 3) a renewed emphasis upon quality undergraduate education; and 4) expansion of international studies to prepare students for life in the 21st Century.

Prior to assuming the UNI presidency, Curris served 10 years as president of Murray State in Kentucky. The University's 130,000 square-foot student center is named the Curris Center.

Curris received a bachelor's degree, magna cum laude, in political science from Kentucky; a master's degree in political science and public administration from Illinois and his doctorate in higher education from Kentucky in 1967.

He is active in several state and national organizations, including service as National President of American Humanics, a Trustee of Midway College, and on the Board of Directors of the American Association of State Colleges and Universities.

Curris was born November 13, 1940, in Lexington, KY. He is married to Jo Hern Curris, a tax attorney. They are the parents of a son, Robert Page, serving in the U.S. Army; and a daughter, Elena, still at home.

Why UNI?

College can be a stepping stone to a rewarding personal and professional life. But sometimes that step itself can seem pretty challenging. At the University of Northern Iowa, you can turn challenges into opportunities, whether they be academic, financial, social, career or basketball opportunities. UNI is a student-centered university, with a campus-wide commitment to removing the obstacles that stand between student-athletes and success.

U.S. News and World Report recently rated the University of Northern Iowa among the top 10 regional universities in the Midwest, as well as second among the "Best Buys" in that group. The student-oriented emphasis has helped build record enrollments. However, UNI is small enough to receive individualized attention, yet large enough to offer many opportunities and experiences.

"The University of Northern Iowa offers an exceptional combination of academic and athletic opportunities for student-athletes.

"The primary goal of the University is to provide the best setting possible for our students to earn a quality education. Individual attention and meeting the needs of each student as he prepares for his future is the commitment of Northern Iowa. The University administration and faculty are determined that we continue to improve and achieve our goal of quality, undergraduate education.

"In basketball, we are seeking young men who want to play and compete at the highest level. The Northern Iowa Panthers, as the newest member of the Missouri Valley Conference, have the opportunity to compete for prestigious league and tournament championships and NCAA post-season play each year. Our annual battles with instate rivals Iowa and Iowa State insure that we always have a very attractive schedule in the Dome.

"The University and the Cedar Falls-Waterloo community provide a friendly and beautiful environment in which to live, work, study and compete.


"If you aspire to get the most from all aspects of your college experience, the University of Northern Iowa is a great choice for you."

—Eldon Miller



The University of Northern Iowa— where great teaching makes the difference

The University of Northern Iowa



For 116 years, the University of Northern Iowa has emphasized outstanding undergraduate education, with complementary graduate programs at the master's, specialist's and doctoral levels. Building on its historic strength in teacher education, the University has developed a number of outstanding programs in business, natural sciences, humanities and fine arts, and social and behavioral sciences. Enrollment stands at over 13,000 students from every county in Iowa, 36 states and 44 countries.

Considered a long-time leader in the field of teacher education, UNI has implemented several programs that continue this tradition of excellence. UNI's Regent's Center for Early Development Education is a leading setting for research and training in the education of young children. The Center is the only educational resource of its kind in Iowa. The University's mathematics and science education programs have been recognized among the best in the country.

The College of Business Administration has become the largest undergraduate business school in Iowa. The College's Department of Accounting is ranked among the 10 best in the country by educators and accounting professionals. In a recent national survey of 400 accounting

faculty, UNI ranked as one of their top programs. UNI's accounting graduates continue the tradition of scoring well on the CPA exam. UNI has had an average pass rate of 65 percent, compared to the national pass rate of 20 percent.

UNI was ranked seventh among the top 15 colleges and universities in the Midwest in U.S. News and World Report's 1991 American's Best Colleges Book. U.S. News also ranked UNI second among "Best Buys."

Realizing the value of a liberal arts education, UNI has implemented a rigorous general education curriculum that equips students with a broad understanding and knowledge of how to apply and acquire new information throughout life.

Northern Iowa is a university that values teaching. That means faculty

members, rather than teaching assistants, teach in the classroom. It also means the opportunity to work with faculty members in classes enable the University to foster one-to-one working relationships between faculty and students. Nearly 90 percent of UNI's classes have 50 or fewer students.

Northern Iowa's heritage and philosophy place great value on providing a student-centered educational experience. The University nurtures a premiere learning environment — it is small enough to offer its students individualized attention, yet large enough to provide a variety of resources and opportunities, as well as a distinguished faculty.

UNI is located in Cedar Falls, a pleasant and historic community of about 35,000 people. Together with the adjacent city of Waterloo, the metropolitan area has a culturally diverse population of 115,000, combining big city opportunities with small town friendliness. Cedar Falls/Waterloo is a center for industry, finance, commerce, recreation and cultural activities for northeast Iowa.

Northern Iowa was founded in 1876 and is one of three state-assisted universities administered by the Iowa State Board of Regents. Additional private support is provided by the UNI Foundation and Northern Iowa Alumni Association, representing more than 60,000 alumni in the United States and other countries.

"If the shoe fits, wear it! Choosing the University of Northern Iowa to further my academic and athletic career was the biggest decision of my life. As a kid, it was always my dream to compete and play at the Division I level. The University of Northern Iowa has fulfilled my childhood dream and has introduced me to a new world. I know now why it's referred to as the 'University of Nothing Impossible'."


Brian Carpenter

"Choosing a college that was right for me was something that took time and patience. Besides just looking at a basketball program, I felt that I should choose a school that could challenge me academically. The University of Northern Iowa was a school that fit all my academic requirements, and at the same time it was a school where I would feel comfortable. I knew that I could get the best education possible to help me later in life. After one year here, I feel I made the right decision."

Theo Vandeven

UNI Facilities: Among the Best

Facilities play an important role in helping UNI's student-athletes make the most of his or her collegiate career. The Panther basketball facilities are among the nation's finest.



No Place Like Dome

The UNI-Dome, a unique, multi-purpose athletic facility built in 1976, has gained a reputation as one of the finest collegiate facilities in America. The Dome combines the features of a fieldhouse, football stadium and large auditorium. It contains accommodations for a variety of events such as concerts, exhibitions, trade shows and convocations, in addition to football, basketball, softball, wrestling and track events. It has been host to the NCAA football playoffs, gymnastics and wrestling championships, high school

football and basketball, the Iowa high school football playoffs and many other non-athletic events.

The Dome's versatility allows for football and basketball games or track meets to be held the same day. Underneath the artificial football turf, on a synthetic floor area, are basketball and tennis courts and an eight-lane, 220-yard oval running track.

The turf was replaced one year ago with a new AstroTurf manufactured by Balsam Corporation, the same material that lasted 16 years prior to

Top 10 UNI-Dome Attendance Figures


1. 22,797 vs. Iowa, 1990
2. 19,042 vs. Iowa, 1991
3. 12,233 vs. Iowa State, 1990
4. 10,500 vs. Iowa State, 1987
5. 9,327 vs. Iowa State, 1992
6. 8,712 vs. Iowa State, 1985
7. 8,315 vs. Southwest Missouri State, 1990
8. 7,862 vs. Western Illinois, 1990
9. 7,788 vs. Valparaiso, 1990
10. 7,220 vs. Southwest Missouri State, 1983

UNI at the UNI-Dome

Season	W-L	Pct.
1975-76	5-0	1.000
1976-77	7-5	.583
1977-78	8-4	.667
1978-79	11-2	.846
1979-80	7-4	.636
1980-81	5-6	.455
1981-82	11-3	.786
1982-83	11-2	.846
1983-84	14-0	1.000
1984-85	10-6	.625
1985-86	7-6	.462
1986-87	9-5	.643
1987-88	7-8	.467
1988-89	14-1	.933
1989-90	15-2	.882
1990-91	9-5	.643
1991-92	7-7	.500
1992-93	9-5	.643
166-71		.700

the installation of the new. It's a premier surface utilized by every Dome facility in North America with the exception of one, and offers the best durability and playability of any material on the market.

Approximately 16,400 spectators can be seated for football games and track meets and, although normal capacity is 10,000 for basketball, seating can be expanded to over 20,000. For stage productions such as concerts, total capacity can reach 25,000.



Basketball Meeting Room

UNI's Remodeled Weight Room



Panther Locker Room

State-of-the-Art Training Facilities



Physical Education Center

- Located just north of the UNI-Dome and connected to the Dome by an enclosed "tunnel", the Physical Education Center (PEC) houses up-to-date facilities for the student-athlete.
- The Center's strength and conditioning room, recently remodeled, provides the finest equipment and a spacious and comfortable environment.
- The building also includes home and visiting team locker rooms and the Panthers' basketball meeting room.
- The PEC is the site for state-of-the-art training facilities under the direction of head trainer Terry Noonan.

"The certified athletic trainer is a professionally trained individual, whose role in dealing with athletic teams is the prevention, treatment and rehabilitation of athletic injuries under the supervision of the team physician.

"At present, the Athletic Training Program at UNI is made up of three certified athletic trainers and approximately 23 student trainers. The goals of the program are two-fold. One, to provide the student-athlete at the University with the best medical care possible. Secondly, to allow the student interested in pursuing a career in Athletic Training the opportunity to obtain the course work and practical experience necessary to meet the requirements set forth by the National Athletic Trainer's Association to take the certification examination. The clinical experience at UNI is designed to guide the student through a structured, but somewhat flexible program that will help to develop skills and gain the experiences necessary to be a competent athletic trainer.

"Presently, there are two co-ed training rooms at UNI utilized by all the athletes. One is in the Physical Education Center which serves the majority of the athletes and has most all the treatment and rehabilitation equipment found in most sports medicine clinics. The second is located in the West Gym and provides services for the volleyball and wrestling teams."

Terry Noonan, Head Trainer

Head Coach Eldon Miller

Eldon Miller has confronted many challenges in his 31 years as a college head basketball coach. A quick glance at his overall record — 504 wins, and nine NCAA and three NIT tournament appearances — proves that he often has been up to the task. But those who know Miller and have followed his career since his days at Ohio State, Western Michigan and Wittenberg show little surprise. And recently, since he walked into the UNI-Dome in 1986, he has been the primary factor in the resurgence of basketball fever at Northern Iowa.

Beginning his eighth season in the UNI program, Miller enters the 1993-94 campaign with the challenge of improving upon the level of success he has helped establish in Cedar Falls.

The official naming of Miller to head the UNI program was made on February 27, 1986, just prior to Ohio State's appearance in the NIT Tournament, a title the Buckeyes eventually captured.

Miller led his first Northern Iowa squad to a 13-15 record and a 7-7 finish in the Mid-Continent Conference, which placed the Panthers fifth. Quite an accomplishment, considering they were picked to finish last in the eight-team field with only three returning lettermen. Those 13 wins tied for second the most wins in a season

since moving to Division I, and they won more road games since the 1979-80 season.

Year one laid the foundation for years two and three, the latter of which saw the Panthers erase or tie 12 school records. The Panthers wrapped up 1988-89 with a second-place finish in the Mid-Continent with an 8-4 mark, their highest finish ever. Their 19-9 overall record was their best effort since moving to Division I. They were 14-1 at home and just missed an NIT berth.

That year also brought Miller recognition as the Mid-Continent Coach of the Year.

Four years of hard work paid off in 1989-90 when the Panthers hit plateau after plateau. After defeating Iowa before a state-record crowd of 22,727 fans in the UNI-Dome, they tied for just third place in the regular league season. Then they swept the conference's post-season tournament played in the UNI-Dome and received their first berth in the NCAA tournament since 1979. UNI upset the Missouri Tigers in the first round and barely was edged out by Minnesota in the second game. It finished with a 23-9 record overall,

tying a school record for most wins.

Miller and the Panthers struggled through the 1991-92 season without UNI's all-time leading scorer, Jason Reese. The results did not match preseason hopes and dreams following the "Cinderella" season the year before, but steady improvement throughout the campaign propelled the Panthers two years ago into a new league — the Missouri Valley Conference — and that affiliation has done nothing but increase the level of excitement surrounding UNI basketball. After finishing 10-18 in 1991-92, UNI improved to 12-15 last year, splitting with every team in the MVC except for Illinois State.

Yes, Miller knows all about challenges. Prior to taking the UNI job upon Jim Berry's resignation, he spent 10 years at Ohio State, compiling a 176-118 record there. Nine of his Buckeye teams compiled winning records, seven played in post-season tournaments and four recorded 20 or more wins. They had participated in the NCAA tournament three of his last five years and, in 1986, defeated Wyoming for the NIT title. He was named Big Ten Coach of the Year twice.

Miller's Record at UNI in

All games — 100-103

Home — 70-33

Away — 30-70

Conference games — 53-63

Home — 35-23

Away — 18-38

Non-conference games — 48-41

Home — 35-12

Away — 12-29

Tournament games — 7-11

Conference — 4-5

In-season — 2-7

NCAA—1-1

Miscellaneous

Overtime Games — 11-5

Games Decided by 3 or Less Points — 26-18



Head Coach Eldon Miller, daughter, Caroline and wife, Dee.

He was born June 19, 1939, in Gnadenhutten, OH. He played basketball four years at Wittenberg. As a senior in 1961, Miller starred on the NCAA College Division championship team and was chosen Most Valuable Player.

After graduation, he remained at Wittenberg to take graduate work and to assist coaching. He was

named head coach at the end of the 1962 season at the tender age of 23. Miller enjoyed eight successful seasons there,

compiling a 142-55 record, and won three Ohio Conference titles while sharing two others. He recently was inducted into the Wittenberg Hall of Fame.

Miller went to Western Michigan in 1971. Charged with rebuilding that program, his 1976 team won its first Mid-American Conference championship and finished 25-3 overall. Western earned a berth in the NCAA tournament and advanced to the regionals before losing 62-57

to Marquette. He then accepted the Ohio State position.

Miller is starting his 33rd year of coaching this fall, 32nd as a head coach. His overall record is 504-344. At UNI, he has compiled a 100-103 mark. In addition to his coaching duties, he had the additional responsibilities of Interim Athletic Director during the 1991-92 season.

He and his wife, Dee, have three children — daughters Amy and Caroline, and son, Ben.

Winningest Active NCAA Division I Men's Coaches

Coach	College	Yrs.	Wins
1. Dean Smith	North Carolina	32	775
2. Don Haskins	UTEP	32	627
3. Lefty Driesell	James Madison	31	621
4. Bobby Knight	Indiana	28	629
5. Norm Stewart	Missouri	32	612
6. Lou Henson	Illinois	31	609
7. Gene Bartow	Alabama-Birmingham	31	595
8. Gary Colson	Fresno State	32	523
9. Denny Crum	Louisville	22	518
10. Eldon Miller	Northern Iowa	31	504
11. Eddie Sutton	Oklahoma State	23	502
12. Hugh Durham	Georgia	27	496

Miller's Coaching Record

1963 Wittenberg NCAA National Runnerup	26-2
1964 Wittenberg	18-5
1965 Wittenberg	17-5
1966 Wittenberg	12-11
1967 Wittenberg	17-7
1968 Wittenberg	13-13
1969 Wittenberg NCAA Regionals	19-6
1970 Wittenberg NCAA Regionals	20-6
1971 Western Michigan	14-10
1972 Western Michigan	10-14
1973 Western Michigan	8-18
1974 Western Michigan	13-13
1975 Western Michigan	16-10
1976 Western Michigan	25-3
Mid-American Champ, NCAA Regionals	
1977 Ohio State	11-16
1978 Ohio State	16-11
1979 Ohio State NIT Final Four	19-12
1980 Ohio State NCAA Regionals	21-8
1981 Ohio State	14-13
1982 Ohio State NCAA Tournament	21-10
1983 Ohio State NCAA Regionals	20-10
1984 Ohio State NIT Tournament	15-14
1985 Ohio State NCAA Tournament	20-10
1986 Ohio State NIT Champ	19-14
1987 Northern Iowa	13-15
1988 Northern Iowa	10-18
1989 Northern Iowa	19-9
1990 Northern Iowa NCAA Regionals	23-9
1991 Northern Iowa	13-19
1992 Northern Iowa	10-18
1993 Northern Iowa	12-15
Wittenberg (8 yrs.)	142-55 .721
Western Michigan (6 yrs.)	86-68 .558
Ohio State (10 yrs.)	176-118 .607
Northern Iowa (7 yrs.)	100-103 .493
TOTALS (31 yrs.)	504-344 .594

What They're Saying About Eldon Miller

Tates Locke, Indiana State Head Coach — "I have great respect for Eldon. We played against each other in college and guarded each other. Neither of us scored, so there must have been some pretty good defense played. To be truthful, neither of us could shoot!"

Tom Davis, University of Iowa Head Coach — "One of the finest men in our profession — and one of the best coaches, as well."


Charlie Spoonhour, St. Louis University Head Coach — "I have the utmost respect for Eldon Miller as a coach, and more importantly, as a person. It is a pleasure to know him and compete with him."

Bob Huggins, University of Cincinnati Head Coach — "Eldon Miller is the best combination of basketball coach and human being as there is in America today. We need more coaches in our profession like Eldon Miller. Our game would be above reproach."

Jim Clemons, Assistant Coach, World Champion Chicago Bulls — "It is without question that Eldon Miller is among the elite basketball coaches in the United States. He is a masterful teacher of the sport. Eldon has the ability to dissect the game and teach all of the skills so that true knowledge is passed on to his basketball team. He understands the game. He is knowledgeable and insightful of the sport and how it should be played. But far and beyond his teaching expertise is Eldon's integrity as a person. He is indeed a special human being."

Randy Ayers, Ohio State University Head Coach — "To me Eldon Miller represents what college athletics is all about. Teaching, coaching, honesty and commitment to young people. He and his wife, Dee, have had a tremendous impact on my development."

A Conversation With Eldon Miller



On UNI's offense..."Our primary goal is to generate the offense from our defense. That means having to come up with the ball, being aggressive and coming up with the turnovers, pressing the opponent and

pushing the ball with a player advantage. Our half-court game has to improve and we have to attack the basket. We have to shoot an increased number of threes and we have to have a good balance between our two offensive options."

On preparing for the conference season..."Our whole theme is to move up in the Missouri Valley race. We haven't been quite in the top half of the league. The challenge is to compete for a championship in the Valley...We feel the kids want to play a challenging schedule, so our preseason schedules are very competitive. We also schedule tough in the preseason to help build prestige for the Missouri Valley (Conference). From this point on, our preseason schedule will help simply because we now have more experience and more depth. We consistently have played our best basketball at the end of the year."

On the 1993-94 Panthers..."This certainly will be one of the most exciting teams we've had here at Northern Iowa. You start with a first-team all-conference pick and co-captain like Randy Blocker and co-captain Cam Johnson, who ranked high in the league in steals most of the year, and you go right on down through the roster. This team will play hard, exciting ball and we certainly expect to win."

On the team's style..."The new rule changes will dictate some of our style. We'll press more and play more zone defense with the change from the 45-second to 35-second clock. Our tempo will pick up because the rules dictate that. We'll have good team speed. We started with speed with Brian Carpenter and Ed Madlock and added to that in our recruiting. Blocker is a tremendous athlete. Johnson has great anticipation and is one of the most aggressive players."

On the freshmen..."We have three outstanding freshmen who are all excellent athletes. All can shoot the three-pointer. Sredrick (Robinson), Darian (DeVries) and Kevin (Griffin) are competitors and are very aggressive players. (Kevin) Griffin is very versatile and can play more than one position. And (redshirt) Seth Anderson is very aggressive and has worked hard to become a better shooter and he has improved his ballhandling skills."

On the Missouri Valley Conference..."The league jumped four or five places in the computer rankings last year. Our teams won a greater percentage of non-league games last year. It's in the top half of Division I leagues and is moving up. We have great places to travel to and great places to play. Our schools have great basketball tradition."

On coaching basketball..."There's nothing more fun than competing. I've had an opportunity to work with great players in every league I've

coached in (five). What drives me now is post-season play and we intend to get that done again here. We'll get this team to where it can compete for a national championship."

On college basketball in general..."It's unbelievable. Interest is at an all-time high. Many more kids are playing at a higher level and there is more parity, which makes it more exciting for fans. The competition is twice as good now in the Missouri Valley as it was in our old league game in and game out...No one can say they're going out on the floor and winning games every night and that's true all over the country. People don't know this, but teams like St. Bonaventure have great talent and we saw that a year ago. There is going to be a game with great athletes on the floor every time we play. We'll be playing a more challenging schedule than UNI's ever played because of the St. Bonaventures and Cal State-Fullertons and that's more exciting for those who want to watch good basketball. My goal is to make fans aware of not only the players we play against, but the coaches, as well. They all have positive stories to tell. There will be a basketball happening in the Dome everytime we play."

On recruiting..."I've always enjoyed recruiting because of the number of great young people you meet and the great products I've had to sell. Recruiting has not changed through the years except for the fact there are more rules and regulations, but they're not that difficult to understand. People can make minor mistakes, but the rules are clear cut — there's no reason not to follow the rules. After all, we make the rules, not someone from the outside. I do have great concerns about the reduction of scholarships to 13. Number one, it'll be difficult to run a competitive program with 13 scholarships. Also, some kids need more than four years for basketball and academics and this will eliminate redshirting. It no longer will be possible to recruit the late developer."

On coaching style..."I see coaching as teaching. We develop self-discipline in a person which is important, and pride in it. We teach the players to see the focus of the game in everything they do. The goal is for the team to win and everything else comes secondary. We keep the focus simple. The first responsibility is to be as good mentally as possible. We work at that every day. We work on fundamentals every day. Games are won more on the practice floor than during the game. A team plays as it practices...The players are the show, not the coaches. A team's record is only as good as the players are prepared. The game is for the players and it's important that I, as a coach, keep that in perspective."

On developing student-athletes..."UNI is as good a situation as any university to earn a high quality undergraduate education. Our focus is to provide an atmosphere wherein our athletes accept the challenge of education and assume the responsibility of discipline required to achieve that goal. We have excellent support people in our Learning Resources Center who provide assistance and tutoring. Our staff works with each individual. I believe of our 21 players who have finished their eligibility, 17 have degrees. We're determined in our recruiting to bring in the young people first and foremost who will take advantage of UNI's educational offerings. We want people who want to graduate, period."

On other coaches in the Missouri Valley..."The personalities are great. We've got some young and aggressive coaches, and some veterans like Tates Locke (Indiana State), Rich Herrin (Southern Illinois) and myself. The coaching is excellent. We compete hard against each other and we're determined to build quality in the Valley. I hope to make fans aware of who they are and the excitement they bring with them when they come into the Dome."

On the toughest places to play..."There aren't any. They're only as tough as you make them."


What's important for a basketball team to be successful..."Talented players, a commitment to the team. Players have to work out every day."

What do you do with free time..."I'm very involved in the Cedar Valley United Way. It's important for me to give back to the community and we touch lives of those living within 35 miles. I golf, though I don't play very well. I read newspapers from cover to cover, not just the sports pages. I read novels and I watch specials on TV. I like to watch good movies, but they're getting harder to find. And I like to travel. I like to spend time with my children and go back to my roots on the farm and spend time with my mother. I visit the towns where I've coached — we still have great friends there. My family has an escape on Lake Michigan, an old Coast Guard barracks."

On problems in college athletics..."The number one problem is how to deal with gender equity. There's no question that athletes who happen to be female should have competitive opportunities that are equal to those athletes who happen to be male. But it's absolutely ludicrous in my mind for someone to say scholarships should be awarded on the basis of percentage of enrollment...First and foremost, I'm very concerned about the cut in scholarships. We may not have enough players to compete for a variety of reasons. Players lose interest and quit, injuries happen, and we are giving fewer people an opportunity to participate in basketball...In my own game, Division I basketball, the staff situation needs to be addressed as it relates to the restricted earnings coach. It probably makes more sense for that person to be paid, say, \$12,000 from athletic funds and additional funding should be provided from the head coach's summer camp or from employment outside the athletic department. That's very clear cut and does not place additional burdens on the university."

Interest in UNI..."When I was looking for another school, I was looking for basic quality. UNI fulfilled all my requirements. I wanted to be a head coach at a Division I institution, I wanted to be at a university known for its academic integrity, I wanted an excellent teaching facility for basketball, and this is the best I've ever had. The Dome was an added bonus, with its flexibility. The setting had to be conducive for people to get a good education. UNI's location nationally is ideal for recruiting, being close to Chicago, Milwaukee, Kansas City, Omaha, St. Louis and Minneapolis. My only concern was the league. The Mid-Continent Conference's stability concerned me. Moving to the Missouri Valley, I was like a kid with a new toy and now we have to make it work. We've made progress and hopefully basketball will continue to improve."

The Assistants



Kevin, wife Dawn, and daughter, Shannon Boyle

Kevin Boyle

Former University of Iowa basketball star **Kevin Boyle** was the first to be named to head coach Eldon Miller's staff.

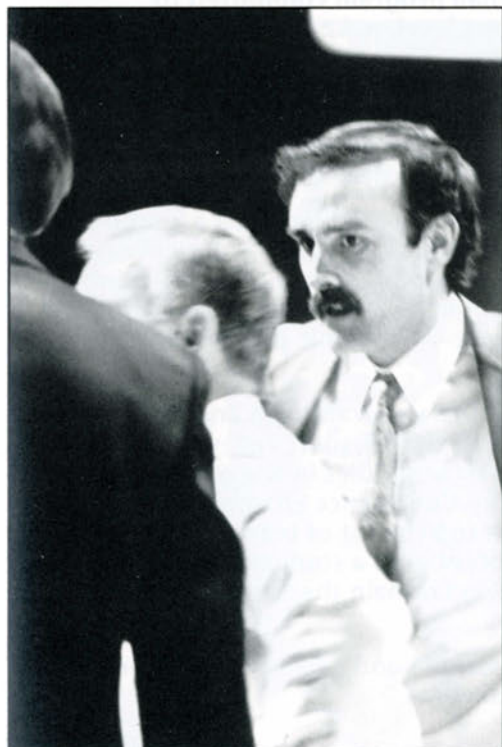
Boyle played for the Hawkeyes from 1978-82. He was named Big Ten Rookie of the Year in 1979 and was a first team all-Big Ten selection by both AP and UPI as a junior. He was an honorable mention all-American after the 1980-81 season and a preseason all-American pick as a senior. A starting forward-guard for the Gold Medal team at the 1981 World University Games, Boyle was named Amateur Player of the Year in 1982 by the ABA-USA Olympic Committee. A Hawkeye captain his senior year, he was a four-year starter. He also was named Iowa's Most Valuable Player his senior year.

Boyle's other accolades include being named one of the nation's elite defensive players by Sports Illustrated. He played in four NCAA tournaments with the Hawks, including being a starter on the team that made it to the Final Four in 1980. Scoring a career 1,189 points, Boyle was drafted in the sixth round by the Philadelphia 76ers in 1982 and played during the exhibition season. He also played with the San Diego Clippers during the 1983 Los Angeles Summer League. He played extensively in Europe. After being released by the 76ers, he played in England, France and Switzerland. He also coached youth while playing in Europe.


Boyle played his high school career at Saint Laurence in Chicago, IL.

"Northern Iowa is large enough to offer many opportunities and experiences, yet small enough for a student-athlete to receive individualized attention. Coach Miller's philosophy, the UNI-Dome which seats 20,000 people, and the Panthers being the newest member of the tradition-rich Missouri Valley Conference is ideal for a basketball player to reach his potential as a player."


Kevin Boyle



The Assistants



Cheryl and Kevin Lehman with sons, Grant, Austin and Calvin



Kevin Lehman

Kevin Lehman has been on Eldon Miller's staff for eight years. At the time of his UNI appointment, he was an assistant boys' basketball coach at Dowling High School in West Des Moines, IA. He is a native of Iowa City where he played his prep career at Regina High School.

Lehman had been on staff at Dowling since 1983. His junior varsity record for three years was 31-5. Prior to that, he was assistant basketball and head golf coach at Johnston (IA) High School three years.

He graduated from Wartburg College in 1977 after also attending Palmer Junior College. While at Wartburg, he played with the Knights' basketball team which toured Australia in 1977. He was an all-conference and all-state selection at Regina and an all-region pick at Palmer, when he set records for most points in a single game (49) and season (583). He received his master's degree from Drake University in 1985.

Lehman is married to the former Cheryl Lenz of Iowa City, IA. She is a graduate of Northern Iowa.

"The University of Northern Iowa offers a unique college experience for a student-athlete. A quality education, combined with a basketball program committed to competition at the highest level make life at UNI both rewarding and challenging. The school is large enough to offer a wide range of academic pursuits, yet it still maintains a unique personal quality. Professors, administrators, coaches and support staff are sincerely interested in the success of each individual as they pursue a degree in their chosen field.


"The opportunity to be a positive influence on a young man as he grows and matures through his college experience has proven to be extremely rewarding for me. The coaching staff's philosophy toward our student-athletes has remained constant through the years — academic preparation and athletic excellence.

"UNI's annual series with in-state rivals Iowa and Iowa State, along with the challenge of the Missouri Valley Conference, insures one of the toughest schedules in the nation year in and year out. A Missouri Valley Conference championship and an NCAA Tournament berth top the list of team goals each season. Reaching full potential as a student and as a basketball player will always remain the focus of each individual's efforts.

"Achievement in the classroom and excitement on the court characterize Panther basketball."

Kevin Lehman

The Assistants



Geri and Sam Skarich



Sam Skarich

Eldon Miller's staff was made complete with the hiring of former St. Cloud State head coach **Samuel Skarich** as parttime assistant. No stranger to Miller and his style of basketball, Skarich worked with Miller at Ohio State from 1976-78 as a parttime assistant.

A native of Keewatin, MN, Skarich received his bachelor's degree from Notre Dame in 1964 and his master's in 1965. He was a two-year letterman for the Irish, participating in the NCAA tournament in 1963.

His coaching background is wide and varied. He assisted the Notre Dame freshman team while working on his master's and the St. Joseph's High School program in South Bend, IN, where he got his first fulltime coaching job following graduation. He also taught and coached at St. Joseph's Catholic High School in St. Joseph, MI. He was promoted to head coach of Lake Michigan Catholic High School after St. Joseph's consolidated. In 1973, he resigned that position to rejoin the St. Joseph staff in Indiana and was elevated to head coach there when Bob Donnewald joined the Indiana University staff. After two years there, he became Miller's parttime assistant.

From 1978-81, Skarich worked with Donnewald at Illinois State as a fulltime aide and then was named head coach at St. Cloud State where he coached until 1984. He spent one more year at St. Cloud as administrative assistant to the athletic director. He was programmer for Sports and Health Clubs of Minnesota immediately prior to taking the UNI position.

"UNI represents my sixth coaching stop, fourth at the collegiate level. While the responsibilities have varied along the way, the challenges and rewards have been exciting, yet no more so than here at the University of Northern Iowa.


"The University, which has much going for it in its setting, is fortunate to have Eldon directing its basketball program. Personally, I have come to know that definitively in the 21 years in which I have known him. While we have had solid success on the court here — a pattern which has occurred at all four institutions which he has represented — the more critical areas in a young man's life have always been foremost in Coach Miller's mind.

"These areas are: the player's relationship with his family, the player's academic preparation, and the player's overall adjustment to life in his environment on and off the campus as a student-athlete. Much of this is taken with him when he leaves, and it is primarily for these reasons that the challenges here have been fulfilling for me.

"It is our hope to continue to allow Northern Iowa basketball to grow as we compete in the Missouri Valley Conference and make our way back to the NCAA Tournament. The coaching staff and players are prepared for these opportunities."

Samuel Skarich

Behind the Scenes



Terry Noonan was named athletic trainer eight years ago after serving as interim head trainer for one year. Prior to that, he had served as

assistant trainer at UNI since 1983. From 1979-81, he was a graduate assistant at UNI and then spent the next two years as a physical fitness instructor at Hawkeye Institute of Technology. From 1981-83, he was head trainer at Columbus High School in Waterloo, IA, before joining UNI as a fulltime staff member. He is a nationally certified athletic trainer and has served as an examiner for the NATA Certification test.



A native of Waterloo, IA, **Robert Kincaid** joined the athletic staff in 1983, serving as academic advisor on a part-time basis. A graduate of East Waterloo High School, he graduated from Adams State in 1966 with a B.A. degree in physical education and a minor in business administration. He spent four years at Northern Colorado as an assistant basketball coach and assistant dean of students while working on his master's in student personnel and administration. He also has been an accountant and auditor and has served as a counselor for Juvenile

Court. He currently is a member of the Student-Athlete Substance Abuse program at UNI and is involved in several community organizations. He has served the last few years as chairman of the Tri-County Headstart Program.



secretary.

The task of making sure the UNI basketball office runs smoothly belongs to **Caroline Thomson**, the men's basketball and football

"At the University of Northern Iowa, you will receive a truly distinctive education. There are more than 120 majors offered in a variety of academic fields. With the exception of some general education classes, most of the classes are small which allows the student-athlete a chance to get to know their professors (i.e., "Introduction to College Writing" has 20-25 students per professor).

"At Northern Iowa, everyone, including administrators, professors and coaches, are more than willing to help the student-athlete achieve the goals of a sound education and a positive college experience.

"Student-athletes at Northern Iowa are required to attend study sessions two-to-three times per week. During these sessions, they receive tutorial assistance on a one-on-one basis or in a small group. Also, peer counselors are available to work with student-athletes on learning strategies and in other areas where the student-athlete may need assistance. Each semester, we also check with professors on the student-athletes' progress in the classroom.

"During Coach Miller's tenure at UNI, 17 out of 21 recruited student-athletes (81 percent) have graduated from Northern Iowa."

Bob Kincaid



Steve Nurse, brother of former UNI basketball guard Nick Nurse, was named Equipment Manager in August, replacing Dick Timmerman who took a similar post at the University of Iowa. At the time of his appointment, Nurse had been an assistant manager at Menards Hardware Store in Omaha, NE, since February of 1993. Prior to that, he

had been an assistant manager for Eby's Athletic Co. in Council Bluffs, IA, and was a store manager for Pro Sports in Fairfield. No stranger to UNI, he was a Panther assistant equipment manager from 1984-88. He received his bachelor's degree in community recreation from UNI in 1988. He is a member of the Athletic Equipment Managers Assoc., received the Iowa Bar Association's Citizenship Award and has been a counselor at UNI's boys' basketball camps.



1993-94 Managers/Statisticians, seated: Shawn Grimm. Standing, l-r: Chris Bowser, Sean Olson, Brady Mallon.

The 1993-94 Panthers



The 1993-94 Panthers, front, l-r: Brian Carpenter, Ed Madlock, John Holterhaus, Brian Jones, Terry Merfeld, Randy Blocker, Jon Ellis, Cam Johnson.

Back, l-r: Darian DeVries, Seth Anderson, Kevin Griffin, Sean Rice, Jason Sims, Warren Vandeven, Dan Crosby, Jason Daisy, Sredrick Robinson.

Alphabetical Roster

No.	Name	Pos.	Ht.	Wt.	Cl.-Exp.	Hometown (HS/JC)
10	Seth Anderson	G	6-0	170	Fr.-RS	Ames, IA (Ames)
30	Randy Blocker	G-F	6-6	200	Sr.-1L	New York, NY (Greenwich (CT)/ Western Nebraska)
24	Brian Carpenter	G	6-1	165	Jr.-2L	Minneapolis, MN (Washburn)
34	Dan Crosby	F	6-4	205	Jr.-JC	Chicago, IL (Westinghouse/ College of the Sequoias)
22	Jason Daisy	G	6-2	175	So.-1L	Minneapolis, MN (South)
11	Darian DeVries	G	6-2	165	Fr.-HS	Aplington, IA (Parkersburg)
4	Jon Ellis	F	6-7	200	Jr.-2L	Dubuque, IA (Senior)
5	Kevin Griffin	G-F	6-4	180	Fr.-HS	Racine, WI (St. Catherine's)
52	John Holterhaus	F-C	6-9	215	Sr.-1L	Fort Madison, IA (Fort Madison)
25	Cam Johnson	G	6-2	190	Sr.-3L	Cedar Rapids, IA (Jefferson)
21	Brian Jones	F	6-10	200	Sr.-3L	Rock Island, IL (Rock Island)
20	Ed Madlock	G	6-1	175	Sr.-2L	Waterloo, IA (West)
42	Terry Merfeld	C	6-10	220	Sr.-3L	Hudson, IA (Hudson)
44	Sean Rice	F	6-7	205	Jr.-2L	Cedar Rapids, IA (Marion Linn-Mar)
23	Sredrick Robinson	G	5-9	170	Fr.-HS	Waterloo, IA (East)
55	Jason Sims	F-C	6-8	235	So.-1L	Minneapolis, MN (South)
40	Warren Vandeven	F	6-7	205	So.-1L	St. Louis, MO (Oakville)

Numerical Roster

No.	Name	Pos.	Ht.	Wt.	Cl.-Exp.	Hometown (HS/JC)
4	Jon Ellis	F	6-7	200	Jr.-2L	Dubuque, IA (Senior)
5	Kevin Griffin	G-F	6-4	180	Fr.-HS	Racine, WI (St. Catherine's)
10	Seth Anderson	G	6-0	170	Fr.-RS	Ames, IA (Ames)
11	Darian DeVries	G	6-2	165	Fr.-HS	Aplington, IA (Parkersburg)
20	Ed Madlock	G	6-1	175	Sr.-2L	Waterloo, IA (West)
21	Brian Jones	F	6-10	200	Sr.-3L	Rock Island, IL (Rock Island)
22	Jason Daisy	G	6-2	175	So.-1L	Minneapolis, MN (South)
23	Sredrick Robinson	G	5-9	170	Fr.-HS	Waterloo, IA (East)
24	Brian Carpenter	G	6-1	165	Jr.-2L	Minneapolis, MN (Washburn)
25	Cam Johnson	G	6-2	190	Sr.-3L	Cedar Rapids, IA (Jefferson)
30	Randy Blocker	G-F	6-6	200	Sr.-1L	New York, NY (Greenwich (CT)/ Western Nebraska)
34	Dan Crosby	F	6-4	205	Jr.-JC	Chicago, IL (Westinghouse/ College of the Sequoias)
40	Warren Vandeven	F	6-7	205	So.-1L	St. Louis, MO (Oakville)
42	Terry Merfeld	C	6-10	220	Sr.-3L	Hudson, IA (Hudson)
44	Sean Rice	F	6-7	205	Jr.-2L	Cedar Rapids, IA (Marion Linn-Mar)
52	John Holterhaus	F-C	6-9	215	Sr.-1L	Fort Madison, IA (Fort Madison)
55	Jason Sims	F-C	6-8	235	So.-1L	Minneapolis, MN (South)

Pronunciation

Darian DeVries — da-VREEZ
John Holterhaus — HOLT-ur-house
Sredrick Robinson — SAID-rik
Warren Vandeven — VAN-da-ven

By States

Illinois.....	2
Iowa.....	9
Minnesota.....	3
Missouri.....	1
New York.....	1
Wisconsin.....	1

By Class

Seniors.....	6
Juniors.....	4
Sophomores.....	3
Freshmen.....	4

By Major

Accounting.....	2
Business.....	3
Communications.....	3
Elementary Education.....	2
Pre-Med.....	1
Production Management.....	1
Public Relations.....	3
Undecided.....	2

1993-94 Outlook

Veteran Panther Squad Stands Ready for Valley Challenge

There's not a whole lot more a coach could ask for heading into a new season than to have a veteran squad ready to take the next step up the ladder of success. Northern Iowa head coach Eldon Miller finds himself in that enviable position as he enters his eighth year with the Panthers, and his 32nd as a head coach.

The UNI squad is comprised of six seniors, four juniors, three sophomores and four freshmen. The Panthers' 1989-90 NCAA Tournament team had just four seniors.

"A lot of these kids have paid their dues," Miller said. "They've battled hard. Some were on our last NCAA Tournament team. They've seen a part of the game that can be most exciting, and they have struggled in the move to a more challenging league."

UNI finished the 1992-93 season with a 63-59 loss to fourth-seeded Drake in the first round of the Missouri Valley Conference post-season tournament held at The Arena in St. Louis.

Seeded fifth in the tournament, the Panthers' third straight loss dropped them to 12-15 overall. They finished with an 8-10 league mark, good for sixth place in final regular-season standings. Their 12 wins overall, and eight in the MVC, was a two-game improvement over the previous year's 10-18 and 6-12 records. The conference finish also was one place higher than preseason league polls suggested for UNI.

However, the possibility of finishing even higher in the standings was very real. The Panthers split with every team in the league except regular-season champion Illinois State. They defeated Tulsa and Drake on the road, for the second consecutive season. The games they lost to league opponents were by an average of 13.9 points. Four games were decided by 10 or fewer points. The games they lost at home were by

an average of 11.7 points — one loss was by only five points and one by 10.

UNI was a maturing team throughout the year with only one senior on the squad. Greg Hammar was a junior college transfer who ended up playing only 14 games his junior year after breaking his hand. He battled personal problems his senior year and played in only 18 games, but in his last 11 he played stronger and provided an intimidating force under the basket. With a more together Hammar, the Panthers won four of their last seven regular-season games.

Eleven of 13 active players started three or more games last year, with guard Cam Johnson being the only player to have started every game played. He missed the final regular-season contest with back spasms, a problem he suffered through most of the year. Randy Blocker, a junior college transfer, missed starting three games because of stretched ligaments in his foot.

Eleven players averaged 11.5 minutes, while Blocker saw the most action, averaging 34.8 minutes. Johnson ran a close second, averaging 30.2 minutes.


Miller feels strongly that the 1993-94 Panther squad "should be one of the most exciting teams we've had here at UNI. You start with first-team all-conference pick Randy Blocker and Cam Johnson, who ranked high in the league most of the year in steals, and go right on down through the roster. This team will play hard and we certainly expect to win."

Because the shot

clock will be changed from 45 to 35 seconds, Miller says his team also will press more and play more zone defense.

"The tempo will pick up because the rules dictate that," he explained. "We have good team speed and we've added to that with our recruits. Brian Carpenter and Ed Madlock have good speed. Blocker is a tremendous athlete. Our younger players in Jason Daisy and Jason Sims have good speed, though you haven't seen it from Sims yet. Johnson has great anticipation and is one of the most aggressive players in the league."

"Our goal is to become a more cohesive unit, which hasn't happened yet," Miller said. "I don't know how much of an underdog this team will be because of all our seniors — we certainly were underdogs our first two years in the Missouri Valley Conference. We have the opportunity to play better than



Preseason MVC MVP Randy Blocker placed second in last year's Newcomer of the Year balloting.



ever. But our level of play will depend partially upon how our younger players — our sophomores and juniors — improve. Those kids got their feet wet a year ago and they could be in a position to make real contributions this year. And Blocker

— I was surprised how consistent he was last year in his first season as a Division I player — he has one more year of experience now and we expect him to be more consistent this year."

Miller firmly believes he has proven players on offense and proven backcourt players. Four people probably will vie for the center position, where senior Terry Merfeld has the most experience. Senior John Holterhaus, a walkon and transplanted football player a few years ago, is the hardest worker, according to Miller, and "he plays defense well."

"John rebounds well in practice," Miller said. "The unknown is Sims, who got some playing time last year. Sean Rice could play at center if we need him."

Looking to the future, the Panthers have three outstanding freshmen in Darian DeVries, Kevin Griffin and Sredrick Robinson. "All are excellent athletes and all are three-point shooters."



Co-captain Cam Johnson ranked high in the Missouri Valley Conference most of the year in steals, averaging 2.2.

The Panthers play host to Iowa on December 7. UNI set a state-record 22,797 attendance figure in 1990 when it hosted the Hawkeyes for the first time in the school's history.

All three are aggressive competitors. Kevin is a versatile player who could play more than one position."

The fourth freshman is redshirt Seth Anderson who Miller says has worked hard to become a better shooter and ball-handler.

Here is a capsule look at the Panthers by position.

Center

The most experienced player here is fifth-year senior Terry Merfeld of

Hudson, IA. He started 14 of 25 games last year, but averaged only 16.4 minutes, 3.1 points and 2.9 rebounds. Junior Sean Rice of Cedar

Panthers at a Glance

Starters returning (started consistently at end of year) (4)

F	Randy Blocker	6-6, 200, Sr., 18.9/7.2
F	Warren Vandeven	6-7, 205, So., 1.4/2.6
G	Cam Johnson	6-2, 190, Sr., 13.6/3.4
G	Brian Carpenter	6-1, 165, Jr., 4.9/1.9

Parttime starters returning (started at least 1/2 games played) (2)

G	Ed Madlock	6-1, 175, Sr., 3.6/1.9
C	Terry Merfeld	6-10, 220, Sr., 3.1/2.9

Starters lost (1)

C	Greg Hammar	6-9, 230, Sr., 5.1/3.0
---	-------------	------------------------

Other returning lettermen (6)

G	Jason Daisy	6-2, 175, So., 5.7/1.4
F	Jon Ellis	6-7, 200, Jr., 4.2/2.8
C	John Holterhaus	6-9, 215, Sr., 1.1/1.9
F	Brian Jones	6-10, 200, Sr., 3.2/3.3
F	Sean Rice	6-7, 205, Jr., 2.5/1.2
C	Jason Sims	6-8, 235, So., 1.5/1.1

Other lettermen lost (0)

Returning redshirts (1)

G	Seth Anderson	6-0, 170, Fr.
---	---------------	---------------

Transfers (1)

F	Dan Crosby	6-4, 205, Jr.
---	------------	---------------

Incoming freshmen (3)

G	Darian DeVries	6-2, 165
G	Kevin Griffin	6-4, 180
G	Sredrick Robinson	5-9, 170

Rapids, IA, has played some at center over the last two years and started seven of 19 games a year ago. He averaged 11.5 minutes, 2.5 points and 1.2 rebounds while shooting 52.5 percent from the field. Sophomore Jason Sims of Minneapolis is the best athlete physically here but he has the least experience, having played in only 10 games last year, averaging seven minutes. Senior John Holterhaus originally was a walkon after starting out his college days on the football field. He played in only nine games last season, averaging 5.2 minutes. Miller says he'll need to get solid contributions from three of these four players for the Panthers to be successful.

Forward

"It's exciting to have a first team all-conference player returning," Miller said, referring to senior co-captain Randy Blocker, a transfer last

year from Western Nebraska Community College. He led UNI in scoring (18.9) and rebounding (7.2) and was a legitimate contender for the Missouri Valley's Newcomer of the Year award. He averaged 34.8 minutes, shot 51.2 percent from the field and 71 percent at the line, starting out the year making 21 free throws without a miss, and was second-high on the team with 12 blocked shots.

Blocker has been voted unanimously to the MVC's preseason all-conference team and has been selected the league's preseason Most Valuable Player.

Miller sees competition between senior Brian Jones (Rock Island, IL), juniors

Jon Ellis (Dubuque, IA) and Rice and Dan Crosby, a transfer from the College of the Sequoias; and sophomore Warren Vandeven (St. Louis) for the second and third spots. Jones started seven of 26 games last year, averaged 15.4 minutes, 3.2 points and 3.3 rebounds and led the team with 14 blocked shots. Ellis started six of 23 games, averaged 16.3 minutes, 4.2 points and 2.8 rebounds. Rice split time at center. Crosby averaged 13 points, 6.5 rebounds and three assists in junior college, while Vandeven started 13 of 20 games, mostly at the end of the year, and averaged 14.2 minutes, 1.4 points and 2.6 rebounds.

Guard

The two seniors here are Ed Madlock



Junior Brian Carpenter leads a veteran corp of backcourt players.

(Waterloo, IA), originally a walkon, and co-captain Johnson (Cedar Rapids). Madlock started 21 of 27 games, averaged 23.6 minutes, 3.6 points and 1.9 rebounds. He led the team with 66 assists and was second-high with 34 steals. Johnson was the team's second-leading scorer (13.6) and rebounder (3.4) and led the team in steals, averaging 2.2. He started all 26 games played.

Sophomore Jason Daisy (Minneapolis) started three of 20 games, averaged 17.2 minutes, 5.7 points and 1.4 rebounds. Redshirted Seth Anderson (Ames, IA) may figure in here, as will true freshmen Sredrick Robinson (Waterloo) and Darian DeVries (Aplington, IA). Robinson averaged 26.8 points at East High School and DeVries 24 points and seven assists at Parkersburg.


Freshman Kevin Griffin (Racine, WI) averaged 15.7 points and 7.1 rebounds at St. Catherine's and, as mentioned earlier, could also play at small forward.

Junior Brian Carpenter (Minneapolis) started in place of Madlock at the end of the year, averaged 22.2 minutes, 4.9 points and 1.3 assists.



Center Terry Merfeld is one of six seniors on the 1993-94 Panther squad.

The Players



Randy Blocker—

MVC Preseason Most Valuable Player

by Julie Mitchell, UNI Sports Information Student Assistant

Winning may not be everything to Randy Blocker, but he plans on making it a big part of Northern Iowa's basketball season. The 6-6 senior forward has one goal for the year — he wants to take the Panthers to the NCAA Tournament.

His way to win it all? Hard work, consistency, mental toughness.

"I have never been more excited about the chance to win," Blocker said. "We have a lot of guys coming back...We don't have to waste time learning how to blend together. They know how I play."

Upon his entrance last season into the Panther program, Blocker made an immediate — and big — impact. The team's leading scorer and rebounder ran second and third in those categories, respectively, in the Missouri Valley Conference, was runner-up to Drake's Curt Smith for conference Newcomer of the Year honors, and was named to the league's all-conference first team, UNI's first first-team selection since joining the MVC.

However, there is much more than basketball in Blocker's life. A business major, he knows time must be made for the books. He's also taken up Tae Kwon Do in the last year with the UNI club team and earned his Orange Belt. He has a deep sense of responsibility to the community and those who have granted him the opportunities to succeed. He credits his mother with much of his success.

"Even if she wasn't my mother, I'd still think she was one of the greatest women on earth," he said. "I definitely want to give a lot back (to her). I'm a very confident person. I expect success because I've worked very hard...I plan to work harder than any Division I player this year. I know for a fact that I will."

A native of Harlem, NY, Blocker grew up in Manhattan and attended high school in Greenwich, CT. From high school, he decided a year of prep school in Maine was needed to give him time to mature and to make a better transition to college. From there, he attended Western Nebraska Community College, quite a change for the boy from New York City.

"I had never even seen cows before," he said, laughing.

Blocker believes the change has been very positive, especially since his arrival at UNI. Although it means living far from home and family, he is happy to be in Cedar Falls and playing for Coach Eldon Miller, who he credits for making his transition to Division I basketball easier.

"He's a better person than a coach, so that problem was eliminated," Blocker said. "He recruited me more as a student than an athlete...and I like his discipline. I speak very highly of this conference and this team wherever I go."

Blocker's style of play is at once aggressive and unselfish. Last year's 18.9 points and 7.2 rebounds averages last year were coupled with the fourth-highest assist average (1.2) on the squad.

"I like to create a lot for my teammates," Blocker said. "I had no idea that this success would come so quickly. I try not to take the limelight, but help out more."

While he may not be conscious of all the attention he's gotten over the last year, his high-flying dunks have brought UNI-Dome crowds to their feet more than once. He scored in double-digits his first 19 games as a Panther before sitting out for most of a very tough loss to Illinois State with stretched ligaments in his foot. This year, the team he wants to beat "more than Drake, more than Iowa,

more than anyone is Illinois State. I was injured when they played here last year and I had to watch for more than half the game. That was probably one of the hardest things I've ever had to do...It was definitely a learning experience."

The first-round loss at the conference post-season tournament last March was tough to swallow for Blocker, who takes some of the blame for the Panthers' defeat. However, rather than dwelling on the past, he spent the summer taking classes and preparing for this year. When he wasn't studying, he was either on the court, in the weight room or in the pool.

Even if the Panthers don't go all the way to the NCAA Tournament, Blocker has other goals in mind. He'd like to earn a master's in business and own his own business after graduation. That is, if the pros don't come calling first.

"I've thought about it (playing in the NBA)," he said. "I can visualize it so clearly sometimes it scares me. I can see myself playing with the greatest players in the world...It's up to me — will I be ready physically and mentally?"


"It's very important for me to be seen as a good person in this community. That's something that comes naturally to me. That's the way I was brought up," he said. "I'm trying to help this university not just by winning."

#30 Randy Blocker

Guard-Forward — Senior — 6-6 — 200 — 1L — New York, NY

College Career: 1993-94 Co-captain...

Unanimous preseason all-conference choice and MVC preseason MVP...Team's MVP, leading scorer (18.9) and rebounder (7.2) last year after starting 24 of 27 games played...Troubled by stretched ligaments in his foot which slowed him in a few games...Placed second in the Missouri Valley Conference's Newcomer of the Year balloting...Named to the league's first-team all-conference squad and also to the all-Newcomer team...Second-high on the team in blocked shots (12) and led the team with 34.8 minutes per game...Led the Panthers in scoring in 18 games, with a career- and team single-game high 29 points in UNI's overtime win against Wichita State and against Bradley... Led UNI in rebounding 17 times, with a career-high 12 caroms versus Eastern Kentucky and Cal State-Fullerton...Also led the team with most field goals made (13 vs. Wichita State) and attempted (23 vs. Drake), free throws attempted (14 vs. Bradley) and blocked shots (four vs. Indiana State)...Scored in double figures in all but two games...Shot 51 percent (201-393) from the field and 71 percent (103-145) at the line...MVC Player of the Week February 1 following UNI's win over Indiana State...Will be the league's top returning scorer and rebounder...Placed second in the MVC last year in scoring and third in rebounding...Was seventh in the league in field goal percentage.



Junior College Career: Second-team all-American and first-

team all-district choice at Western Nebraska Community College...Averaged 19 points and eight rebounds for a team which finished 27-6 overall and ranked 15th in the nation...Team was 52-12 the two years Blocker played and he finished as the sixth-leading scorer in school history.

High School: Played his high school ball for Greenwich High School in Connecticut and one year at Maine Central Institute, a prep school, which finished 26-0 the year he played...All-county, all-West team at Greenwich...Two-time MVP...Averaged 24 points.


Personal: Born April 6, 1971...Son of Bonnie Blocker...Majoring in Business...Counts Boston Celtics forward Ed Pinckney as a childhood friend.

BLOCKER'S CAREER STATS

YEAR	G	FG-FGA	PCT	FT-FTA	PCT	REB-AVG	AS	TP-AVG
92-93	27	201-393	.512	103-145	.710	195-7.2	31	509-18.9

BLOCKER'S CAREER HIGHS

POINTS — 29 vs. Wichita State, Bradley
 FIELD GOALS — 13 vs. Wichita State
 FIELD GOAL ATTEMPTS — 23 vs. Drake
 3-POINT FIELD GOALS — 2 vs. Iowa State
 3-POINT FIELD GOAL ATTEMPTS — 2 vs. Iowa State
 FREE THROWS — 9 vs. Tulsa
 FREE THROW ATTEMPTS — 14 vs. Bradley
 REBOUNDS — 12 vs. Cal State-Fullerton, Eastern Kentucky
 ASSISTS — 3 vs. several
 BLOCKED SHOTS — 4 vs. Indiana State
 STEALS — 3 vs. Buffalo, Indiana State, Drake



Randy Blocker — 1992-93 Game-by-Game

OP	OPPONENT	G	GS	FG	FGA	PCT	FT	FTA	PCT	PTS	REB	AST	BLK	STL	MIN
1	Buffalo	1	1	8	14	.571	0	0	.000	6	1,000	22	3	5	8
2	Iowa State	1	1	9	13	.692	1	1	1.000	0	0	19	4	1	5
3	Iowa	1	1	5	16	.313	0	1	1.000	2	2	1,000	12	3	3
4	Cal State Full	1	1	2	10	.200	0	0	.000	6	6	1,000	10	9	3
5	Nebraska-Omaha	1	1	9	17	.529	0	1	1.000	7	7	1,000	25	6	5
6	St. Bonaventur	1	1	9	17	.529	0	0	.000	6	9	.667	24	3	4
7	Eastern Kentuc	1	1	9	16	.563	0	0	.000	4	6	.667	22	5	3
8	Tulsa	1	1	9	17	.529	0	0	.000	9	13	.692	27	2	8
9	Southern Illin	1	1	4	9	.445	0	0	.000	6	11	.546	14	1	4
10	Eastern Kentuc	1	1	4	10	.400	0	0	.000	8	10	.800	16	2	10
11	Tulsa	1	1	7	15	.467	0	0	.000	2	3	.667	16	2	2
12	Wichita State	1	0	13	19	.684	0	0	.000	3	4	.750	29	6	2
13	Indiana State	1	1	7	16	.438	0	1	1.000	2	4	.500	16	3	6
14	Southwest Miss	1	1	8	15	.533	0	0	.000	4	8	.500	20	3	4
15	Creighton	1	1	9	17	.529	0	0	.000	3	4	.750	21	3	0
16	Indiana State	1	1	10	14	.714	0	0	.000	6	6	1.000	26	3	7
17	Drake	1	0	9	14	.643	0	0	.000	0	2	1,000	18	2	4
18	Illinois State	1	0	0	2	.000	0	0	.000	0	0	0	1	1	1
19	Wichita State	1	1	2	9	.222	0	0	.000	2	3	.667	6	2	5
20	Bradley	1	1	10	16	.625	0	0	.000	9	14	.643	29	3	5
21	Southern Illin	1	1	9	21	.429	0	1	1.000	3	6	.500	21	1	6
22	Creighton	1	1	7	12	.583	0	0	.000	2	4	.500	16	1	2
23	Drake	1	1	9	16	.563	0	1	1.000	2	4	.500	20	4	6
24	Southwest Miss	1	1	10	18	.556	1	1	1.000	4	5	.800	25	1	4
25	Bradley	1	1	6	13	.462	0	1	1.000	1	2	.500	13	1	4
26	Illinois State	1	1	8	14	.571	2	2	1.000	6	8	.750	24	1	8
27	Drake	1	1	9	23	.391	0	0	.000	0	0	.000	18	3	5
Totals		27	24	201	393	.512	4	10	.400	103	145	.710	509	78	117

Cam Johnson

by Julie Mitchell, UNI Sports Information Student Assistant

"There's a fine line between arrogance and confidence. I suppose if you have the personnel, the drive and the heart to back it up, then it's not arrogance."

-Cam Johnson, UNI Senior

Johnson, Northern Iowa's 6-3 senior guard, has proven himself a leader and is primed for a run at the 1994 Missouri Valley Conference title. While the Panthers' records the last two years (12-15 last season, 10-18 in 1991-92) don't necessarily reflect it, Johnson feels the team has made the internal strides needed to translate the progress into wins. With a host of experienced players returning, he feels the team is at the stage where learning to work together won't be a problem for long once they start practicing.

"That's probably the biggest obstacle, but it's probably the easiest to overcome. This might possibly be the best team I've ever played on," Johnson said. "Everybody knows what's expected of them and what roles to play."

As for Johnson, his dream for the season is to win the conference title. A freshman member of the 1989-90 Panther "Dream Team" that was the Cinderella of the NCAA Tournament, his goal for the past two seasons was to return to the national tourney. This year, he believes UNI has the lineup to do it.

"This team reminds me a lot of the team my freshman year," Johnson said. "We've got a lot of depth."

"I don't think I really realized where I was when we played in the NCAA Tournament," he said. "So much happened that year that I really didn't take in as much as I should have."

Johnson has been a leader all his life, through football and Little League games, to leading his Cedar Rapids (IA) Jefferson High School basketball team to its first Mississippi Valley Conference title in more than 20 years.

"Leadership has come easy for me," he said. "My dad — he's had a big influence on that."

Whether it's driving the ball down

the court, cheering on his teammates from the side, or leading the scout team against the starters during his 1990-91 redshirt season, Johnson always has been a vocal leader for the Panthers. He took the redshirt during his second year on the team and said it's the best decision he's made as a player. Last season, on a squad that lost three starters and two more lettermen, he was the obvious choice to captain the team.

He lived up to the billing, scoring 13.6 points and bringing down 3.4 rebounds per game, good for second place on the team in both categories. He also shot a team- and conference-leading .547 behind the three-point arc and dished out 50 assists. He tied the Valley record for steals in a game (9 against St. Bonaventure) and ranked second in the league in steals. At season's end, he was given honorable mention all-conference honors.

This year, with leading scorer and rebounder Randy Blocker back, Johnson feels a little less weight on his shoulders.

"I see my role changing a little this year. I see him (Blocker) taking a larger role...and he's a co-captain with myself."

The back spasms that plagued Johnson throughout much of last season and that forced him to miss the regular-season finale against Illinois State seem to have improved over the summer. Therapy with a chiropractor, a shoe lift for his right heel and extensive weight training over the summer have strengthened the muscles to the point where Johnson can now say, "I feel great — I'm not having any problems with it now."

While basketball plays a large part in Johnson's life, he knows there is much more to life found off the court. In fact, he doesn't live with any of his teammates, and doesn't hang out with them much when the last basketball has been put away and uniforms are hung up.

"It's like with any relationship. If you see too much (of each other), you might get sick of it. When I have free time, I like to spend it with other parts

of school," he said.

Other "parts" include finishing school with a general studies degree, then moving on to a career possibly in sales or coaching. He's also into almost any kind of music and is big on John Wayne movies (claiming to have seen every flick "The Duke" ever made). He spent last summer coaching at basketball camps in the East with his best friend, then took time off to travel down the east coast, offering him a view of life outside the Midwest. For now, though, UNI is the place for him.

"This is the best place for me — everybody says this, but it's not too big and it's not too small," he said.

Johnson has a very loyal, albeit small, cheering section regardless of where the game is. His parents, Rod and Judy, attend nearly every game, home or away, and even travelled to Europe for the Panthers' 1992 Scandinavian tour.

"Even through my redshirt year, they've missed maybe three games since I've been here — always wearing purple and gold, no matter how hostile the crowd is (at road games)," he said.

The Johnson family also is contributing the next generation of Northern Iowa fans. Along with Johnson's parents for most of the games in the UNI-Dome is one of the youngest Panther fans — his two-and-a-half year old nephew, Kean — "UNI's rising fan," Johnson calls him.

During the season, most of his focus obviously is on basketball, which makes for a roller-coaster ride, emotionally. Johnson takes the losses personally, but says the key is to turn it around fast.



"Losing really tears me down. After you lose a game, you wonder if all the work you've done is worth it. It takes all your energy," he said.

"All you need to do is get a couple of games, a couple of wins under your belt. Once I get back in the rhythm of playing again, I just put it behind me. That's what makes a winner."

#25 Cam Johnson

Guard — Senior — 6-2 — 190 — 3L — Cedar Rapids, IA

College Career: Team co-captain, along with Randy Blocker, heading into '93-94 season...Team's second-leading scorer (13.6) and rebounder (3.4) last year on his way to being named to the Missouri Valley's honorable mention all-conference squad...Led the team in steals (58) and was second-high in assists (50)...Shot 47 percent (125-264) from the field, 55 percent (29-53) from three-point range and 74 percent (75-101) at the line...Averaged 30.2 minutes...Missed the last regular-season game due to back spasms, an ailment he suffered from most of the year...Team's leading scorer eight times, with a season-high 23 points versus Eastern Kentucky and Drake...Led in rebounding three times, with a season-high seven caroms versus Iowa and Nebraska-Omaha...Scored in double figures all but eight games...Had team's single-game highs for three-point goals made (3 vs. Indiana State, Bradley and Drake), three-point percentage (1.000, 3-3 vs. INSU, BU and DU), free throws made (9 vs. Cal State-Fullerton), free throw percentage (1.000, 9-9 vs. CS-F), assists (5 vs. Southwest Missouri State) and steals (9 vs. St. Bonaventure)...Placed 11th in the league in scoring, ninth in field goal percentage, first in three-point goal percentage, and second in steals...Team captain in 1992-93...During Scandinavian tour, was high scorer in two of eight games with 17 and 15 points...Scored in double figures in five other games...Started 10 of 25 games...Averaged 10.0 points, second-high on the team, and 4.4 rebounds, also second-high...Shot 47 percent from the field and from three-point range and 62 percent at the line...Scored a career-high 27 points versus Drake and grabbed a career-high and team season high 12 rebounds against Wichita State...His seven-of-seven field goals versus Illinois State was the squad's top percentage...Redshirted in 1990-91...Played in 31 of 32 games, starting one, in 1989-90...Averaged 2.9 points and 1.2 rebounds...Shot 42 percent from the field and 55 percent at the line...Had 26 assists and 11 steals...Season-best 12 points versus Wisconsin-Green Bay and seven rebounds against Cleveland State.



High School: Graduate of Jefferson High School in Cedar Rapids...Lettered in basketball and football...Quarterbacked team as a junior but decided to concentrate on basketball his senior year...Averaged 28.0 points and 9.2 rebounds...Shot 74 percent from the line, 56 percent from the field and 45 percent from three-point range...First team Iowa Daily Press Association's all-state pick...Des Moines Register first team selection...McDonald's Top 100 and Converse All-America nominee...First team all-Metro and all-conference two straight seasons...Mississippi Valley Conference's Outstanding Athlete as a senior...High school jersey retired, the first in school's history...Played with Iowa AAU Select Team against Soviets...Participated in Iowa Dr. Pepper All-Star game.

Personal: Born July 8, 1970...Son of Rod and Judy Johnson...Majoring in General Studies.

Cam Johnson — 1992-93 Game-by-Game

	-- TOTAL --				-- 3PT --				OFF DEF TOT											
OPPONENT	G/GS	PTS	FGA	PCT	PTS	FGA	PCT	F/FTA	FT%	PTS	REB	REB	PF	AST	TO	BLK	STL	MIN		
1 Buffalo	1/1	6/8	.750	0/0	.000	8/10	.800	20	2	2	4	2/0	1	2	0	3	22			
2 Iowa State	1/1	6/11	.546	0/0	.000	0/1	.000	12	2	1	3	4/0	1	2	0	3	32			
3 Iowa	1/1	2/12	.167	0/3	.000	2/4	.500	6	4	3	7	1/4	1	6	0	4				
4 Cal State Full	1/1	6/15	.400	1/2	.500	9/9	1.000	21	3	2	5	0/0	0	2	2	32				
5 Nebraska-Omaha	1/1	4/9	.445	1/2	.500	3/5	.600	12	2	5	7	3/0	1	9	0	3	38			
6 St. Bonaventure	1/1	5/12	.417	1/1	1.000	2/4	.500	13	1	2	3	2/0	3	3	0	9	37			
7 Eastern Kentucky	1/1	8/15	.533	1/1	1.000	6/6	1.000	23	2	3	5	2/0	2	2	0	3	31			
8 Tulsa	1/1	2/6	.333	0/1	.000	4/4	1.000	8	0	2	2	1/0	1	0	1	1	23			
9 Southern Illinois	1/1	8/12	.667	2/3	.667	0/1	.000	18	1	3	4	4/0	0	2	0	1	22			
10 Eastern Kentucky	1/1	4/7	.571	1/2	.500	0/1	.000	9	1	3	4	2/0	3	2	0	1	29			
11 Tulsa	1/1	5/10	.500	2/2	1.000	8/9	.889	20	4	2	6	2/0	3	4	0	4	35			
12 Wichita State	1/1	7/17	.412	2/3	.667	5/6	.833	21	3	3	6	1/0	2	2	0	3	39			
13 Indiana State	1/1	5/10	.500	3/4	.750	0/0	.000	13	0	0	1	0/4	4	5	0	4	33			
14 Southwest Mississippi	1/1	3/8	.375	1/2	.500	2/2	1.000	9	0	2	2	3/0	5	1	0	0	28			
15 Creighton	1/1	6/13	.462	0/2	.000	5/6	.833	17	3	1	4	1/0	3	1	0	2	33			
16 Indiana State	1/1	2/5	.400	0/2	.000	0/0	.000	4	1	0	1	3/0	0	2	0	1	18			
17 Drake	1/1	3/9	.333	1/2	.500	0/0	.000	7	1	0	1	4/0	1	1	0	1	19			
18 Illinois State	1/1	5/10	.500	0/2	.000	3/3	1.000	13	5	1	6	1/0	4	5	0	2	31			
19 Wichita State	1/1	2/8	.250	1/4	.250	0/0	.000	5	1	0	1	3/0	1	3	0	2	28			
20 Bradley	1/1	4/6	.667	3/3	1.000	3/6	.500	14	1	2	3	1/0	1	2	0	1	26			
21 Southern Illinois	1/1	5/12	.417	1/2	.500	4/8	.500	15	2	2	4	0/0	1	1	0	2	31			
22 Creighton	1/1	7/16	.438	2/2	1.000	1/2	.500	17	2	2	4	1/0	1	4	0	0	34			
23 Drake	1/1	9/14	.643	2/3	.667	3/4	.750	23	0	0	0	3/0	3	1	0	1	36			
24 Southwest Mississippi	1/1	4/6	.667	2/2	1.000	0/0	.000	10	1	1	1/0	2	0	0	2	31				
25 Bradley	1/1	2/5	.400	0/1	.000	0/0	.000	4	0	2	2	3/0	4	3	0	2	31			
27 Drake	1/1	5/8	.625	3/3	1.000	7/10	.700	20	2	1	3	2/0	2	1	0	1	35			
Totals	26/26	125/264	.474	29/53	.547	75/101	.743	354	43	45	88	51/0	50	68	1	58	785			

JOHNSON'S CAREER STATS

YEAR	G	FG-FGA	PCT	FT-FTA	PCT	REB-AVG	AS	TP-AVG
89-90	31	32-77	.416	17-31	.548	38-1.2	26	91-2.9
91-92	25	90-193	.466	51-82	.622	109-4.4	33	249-10.0
92-93	26	125-264	.474	75-101	.743	88-3.4	50	354-13.6
Tot.	82	247-534	.463	143-214	.668	235-2.9	109	694-8.4

JOHNSON'S CAREER HIGHS

POINTS—27 vs. Drake
 FIELD GOALS—9 vs. Drake (twice)
 FIELD GOAL ATTEMPTS—17 vs. Wichita State
 3-POINT FIELD GOALS—3 vs. several
 3-POINT FIELD GOAL ATTEMPTS—5 vs. Clemson
 FREE THROWS—9 vs. Cal State-Fullerton
 FREE THROW ATTEMPTS—11 vs. Drake
 REBOUNDS—12 vs. Wichita State
 BLOCKED SHOTS—2 vs. Drake
 ASSISTS—5 vs. Southwest Missouri State
 STEALS—9 vs. St. Bonaventure

#24 Brian Carpenter

Guard — Junior — 6-1 — 165 — 2L —
Minneapolis, MN

College Career: Team's fifth-leading scorer last year...Started seven of 26 games, primarily at the end of the season...Averaged 4.9 points and 1.9 rebounds...Squad's third-leading assistman, averaging 1.3, and third-leading stealer with 1.0 per game...Shot 37 percent (43-115) from the field, 23 percent (7-31) from three-point range and 73 percent (35-48) at the line...Had a career-high 18 points versus Illinois State...Scored in double figures five times...Hit the winning basket against Drake as time expired in overtime... Played in 15 games in 1991-92 after being put into action following several injuries and a request not to be redshirted...Averaged 2.9 points and 1.5 rebounds while shooting 31 percent from the field and 79 percent at the line...Team's second-leading assistman with 1.6 per game...Season-high nine points versus Wichita State and four rebounds against Southern Illinois...In the team's Scandinavian tour, led the squad in scoring in two of eight games with 13 and 17 points, while scoring in double figures in three other games.

High School: Three-year starter at Washburn High School...Averaged 13.7 points, five rebounds and shot 75 percent from the line as a sophomore...As a junior, averaged 16 points, five rebounds and 3.6 assists, while shooting 48 percent from the field and 70 percent at the line...His senior year, averaged 24.5 points, 6.3 rebounds, 3.0 steals and 4.0 assists...Scored 30 or more points six times, with a career-high 42...One of five finalists for Minnesota's "Mr. Basketball"...First team all-state and two-time all-metro...Metro Player of Year, all-conference...Earned letters in football and basketball.

Personal: Born November 27, 1972...Son of Mel and Vera Carpenter...Majoring in accounting...Had a 3.2 GPA in high school...Enjoys gospel music and watching cartoons...Nicknamed "Carp".

CARPENTER'S CAREER STATS

YEAR	G	FG-FGA	PCT	FT-FTA	PCT	REB-AVG	AS	TP-AVG
91-92	15	14-45	.311	11-14	.786	23-1.5	24	43-2.9
92-93	26	43-115	.374	35-48	.729	50-1.9	34	128-4.9
Tot.	41	57-160	.356	46-62	.742	73-1.8	58	171-4.2

CARPENTER'S CAREER HIGHS

POINTS—18 vs. Illinois State

FIELD GOALS—8 vs. Illinois State

FIELD GOAL ATTEMPTS—13 vs. Illinois State

3-POINT FIELD GOALS—2 vs. Indiana State, Bradley, Illinois State

3-POINT FIELD GOAL ATTEMPTS—4 vs. Indiana State,

Southwest Missouri State, Illinois State

FREE THROWS—6 vs. Bradley, Drake



FREE THROW ATTEMPTS—7 vs. Southwest Missouri State, Drake

BLOCKED SHOTS—1 vs. Buffalo, Drake

REBOUNDS—5 vs. Southern Illinois

ASSISTS—4 vs. St. Louis, Drake

STEALS—4 vs. Iowa, St. Bonaventure




Brian Carpenter — 1992-93 Game-by-Game

OPPONENT	G/GS	FG	FGA	PCT	FT	FTA	PCT	REB	AST	TP	STL	BLK	PTS				
1 Buffalo	1/1	1/3	.333	0/0	.000	2/2	1.000	4	0	2	2	3/0	0	5	1	23	
2 Iowa State	1/1	1/5	.200	0/1	.000	1/2	.500	3	1	3	4	3/0	2	0	0	1	24
3 Iowa	1/1	5/10	.500	1/2	.500	0/0	.000	11	0	4	4	3/0	2	5	0	4	33
4 Cal State Full	1/1	0/0	.000	0/0	.000	0/0	.000	0	1	0	1	0/0	0	0	0	0	6
6 St. Bonaventure	1/1	3/7	.429	0/1	.000	1/2	.500	7	0	3	3	2/0	1	3	0	4	36
7 Eastern Kentuc	1/0	0/4	.000	0/1	.000	2/2	1.000	2	0	0	0	1/0	2	1	0	0	18
8 Tulaa	1/0	0/1	.000	0/0	.000	0/0	.000	0	0	1	1	4/0	1	2	0	2	13
9 Southern Illio	1/0	3/3	1.000	0/0	.000	2/3	.667	8	0	2	2	1/0	2	3	0	3	22
10 Eastern Kentuc	1/0	0/2	.000	0/0	.000	1/2	.500	1	0	1	1	1/0	1	1	0	1	20
11 Tulaa	1/0	0/0	.000	0/0	.000	0/0	.000	0	1	0	1	1/0	0	3	0	1	22
12 Wichita State	1/0	0/3	.000	0/2	.000	0/0	.000	0	0	1	1	3/0	1	1	0	1	17
13 Indiana State	1/0	1/5	.200	1/4	.250	0/0	.000	3	0	1	1	2/0	3	0	0	0	19
14 Southwest Miss	1/0	0/4	.000	0/1	.000	0/0	.000	0	0	2	2	2/0	1	1	0	0	13
15 Creighton	1/0	0/1	.000	0/0	.000	0/0	.000	0	0	0	0	1/0	1	1	0	1	16
16 Indiana State	1/0	0/3	.000	0/2	.000	0/0	.000	0	0	0	0	0/0	1	3	0	1	19
17 Drake	1/0	1/1	1.000	0/0	.000	0/0	.000	2	0	0	0	0/0	0	1	0	0	12
18 Illinois State	1/0	0/7	.000	0/1	.000	1/2	.500	1	2	0	2	2/0	2	2	0	0	24
19 Wichita State	1/0	3/6	.500	0/2	.000	1/1	1.000	7	0	2	2	3/0	3	0	0	0	20
20 Bradley	1/0	3/6	.500	2/2	1.000	6/6	1.000	14	0	2	2	4/0	2	0	0	0	28
21 Southern Illio	1/0	3/6	.500	0/0	.000	5/6	.833	11	1	4	5	1/0	1	2	0	2	28
22 Creighton	1/0	1/3	.333	0/0	.000	4/6	.667	6	0	4	4	1/0	2	2	0	0	28
23 Drake	1/0	3/5	.600	0/0	.000	0/0	.000	6	0	2	2	1/0	0	4	1	1	24
24 Southwest Miss	1/0	1/6	.167	1/4	.250	3/7	.429	6	1	1	2	0/0	0	2	0	1	25
25 Bradley	1/0	4/6	.667	0/2	.000	0/0	.000	8	0	1	1	4/0	0	1	0	0	23
26 Illinois State	1/1	8/13	.615	2/4	.500	0/0	.000	18	0	3	3	1/0	2	4	0	0	33
27 Drake	1/1	2/5	.400	0/2	.000	6/7	.857	10	0	4	4	3/0	4	2	0	2	31
Totals	26/7	43/115	.374	7/31	.226	35/48	.729	128	7	43	50	47/0	34	49	2	26	577

#22 Jason Daisy

Guard — Sophomore — 6-2 — 175 — 1L — Minneapolis, MN

College Career: Started three of 20 games played as a freshman...Team's third-leading scorer (5.7)...Averaged 1.4 rebounds and 0.9 assists...Shot 36 percent (44-123) from the floor, 19 percent (5-26) from three-point range and 80 percent (20-25) at the line...Had a team season-high six three-point attempts against Indiana State...Had a career-high 13 points versus Southern Illinois and scored in double figures five times.



High School: Graduate of Minneapolis South High School where he was a two-time all-stater, including a Full-Court Press all-stater, all-metro and all-conference defensive pick...Graduated with honors with a 3.3 GPA... Street & Smith's all-American honorable mention...Averaged 20 points as a junior and 23 as a senior, along with five assists and six rebounds...Team was Region 5AA champ, advancing to the Final 8 of the state tournament...Team was 17-9...Participated in Minnesota all-star game.


Personal: Born September 30, 1974...Son of Samuel and Barbara Daisy...Major is undecided.

DAISY'S CAREER STATS

YEAR	G	FG-FGA	PCT	FT-FTA	PCT	REB-AVG	AS	TP-AVG
92-93	20	44-123	.358	20-25	.800	28-1.4	17	113-5.7

DAISY'S CAREER HIGHS

POINTS—13 vs. Southern Illinois
FIELD GOALS—5 vs. Eastern Kentucky, Indiana State
FIELD GOAL ATTEMPTS—13 vs. Wichita State
3-POINT FIELD GOALS—1 vs. several
3-POINT FIELD GOAL ATTEMPTS—6 vs. Indiana State
FREE THROWS—5 vs. Southern Illinois
FREE THROW ATTEMPTS—5 vs. Southern Illinois
REBOUNDS—4 vs. Tulsa
ASSISTS—3 vs. Drake
BLOCKED SHOTS—1 vs. several
STEALS—2 vs. Southern Illinois



Jason Daisy — 1992-93 Game-by-Game

G#	OPPONENT	--- TOTAL ---			--- SPT ---			OFF DEF TOT									
		G/ GS	FG/ FGA	PCT	FG/ FGA	PCT	FT/ FTA	PTS	PTS	PTS	REB	REB	REB	PF	D	AST	TO
7	Eastern Kentuc	1/ 0	0/ 3	.000	0/ 2	.000	0/ 0	0.000	0	1	0	1	0/ 0	1	1	0	9
8	Tulsa	1/ 0	4/ 8	.500	0/ 0	.000	1/ 2	.500	9	1	3	4	1/ 0	2	1	0	17
9	Southern Illio	1/ 0	4/ 10	.400	0/ 1	.000	5/ 5	1.000	13	1	1	2	3/ 0	0	3	0	23
10	Eastern Kentuc	1/ 0	5/ 7	.714	1/ 1	1.000	1/ 2	.500	12	0	3	3	4/ 0	0	2	1	25
11	Tulsa	1/ 0	4/ 8	.500	0/ 1	.000	3/ 4	.750	11	0	3	3	2/ 0	1	1	0	27
12	Wichita State	1/ 1	3/ 13	.231	0/ 4	.000	1/ 2	.500	7	0	0	0	2/ 0	1	0	0	31
13	Indiana State	1/ 1	5/ 17	.294	1/ 6	.167	0/ 0	.000	11	0	3	3	3/ 0	2	2	0	34
14	Southwest Miss	1/ 1	2/ 8	.250	0/ 3	.000	4/ 4	1.000	8	0	0	0	2/ 0	2	0	0	31
15	Creighton Miss	1/ 0	2/ 6	.333	0/ 0	.000	0/ 0	.000	4	1	0	1	0/ 0	0	1	0	12
16	Indiana State	1/ 0	4/ 9	.445	1/ 3	.333	2/ 2	1.000	11	2	0	2	2/ 0	0	2	1	22
17	Drake	1/ 0	2/ 5	.400	0/ 2	.000	0/ 0	.000	4	0	0	0	1/ 0	3	4	1	19
18	Illinois State	1/ 0	1/ 5	.200	0/ 0	.000	3/ 4	.750	5	0	1	1	2/ 0	0	1	0	16
19	Wichita State	1/ 0	0/ 5	.000	0/ 0	.000	0/ 0	.000	0	1	2	3	1/ 0	1	1	0	12
20	Bradley	1/ 0	2/ 4	.500	1/ 1	1.000	0/ 0	.000	5	0	1	1	2/ 0	1	1	0	11
21	Southern Illin	1/ 0	0/ 0	.000	0/ 0	.000	0/ 0	.000	0	0	1	1	0/ 0	1	0	0	10
23	Drake	1/ 0	1/ 3	.333	0/ 0	.000	0/ 0	.000	2	0	0	0	1/ 0	0	0	0	7
24	Southwest Miss	1/ 0	0/ 0	.000	0/ 0	.000	0/ 0	.000	0	1	0	1	0/ 0	0	1	0	4
25	Bradley	1/ 0	3/ 5	.600	1/ 1	1.000	0/ 0	.000	7	0	0	0	0/ 0	2	1	0	11
26	Illinois State	1/ 0	2/ 5	.400	0/ 0	.000	0/ 0	.000	4	1	0	1	1/ 0	0	2	0	19
27	Drake	1/ 0	0/ 2	.000	0/ 1	.000	0/ 0	.000	0	1	0	1	0/ 0	0	0	0	4
Totals		20/ 3	44/ 123	.358	5/ 26	.192	20/ 25	.800	113	10	18	28	27/ 0	17	24	3	5 344

#Jon Ellis

Forward — Junior — 6-7 — 200 — 2L —
Dubuque, IA

College Career: Started six of 23 games played in 1992-93...Averaged 4.2 points and 2.8 rebounds...Shot 38 percent (33-87) from the field, 25 percent (2-8) from three-point range and 68 percent (28-41) at the line...Had a season-high 22 points versus Buffalo...Scored in double figures three times...Redshirted in 1990-91...Started 11 of 28 games played in 1991-92...Averaged 4.5 points and 3.8 rebounds while shooting 50 percent from the field and 70 percent at the line...Had a team season-high three-point field goal percentage when he made three-of-three versus St. Louis...Had a career-high 23 points versus St. Louis, scoring in double figures in two other games, and a career-high 11 rebounds also against St. Louis.

High School: Graduate of Dubuque Senior High School...Earned letters in basketball, football and soccer...Starting quarterback as a junior and senior, three-year starter in basketball and soccer starter his senior year...Nominated to McDonald's All-American basketball team...Street & Smith's Prep Honorable Mention All-American...Participated in the B/C (Indiana) summer camp and named to the Second-Twenty All-Star team...1989 Pro'sitions Camp All-Star...Member of three AAU state basketball championship teams...First team all-conference and team MVP in basketball as a junior...Led conference in rebounding as a sophomore...Averaged 15 points and 11 rebounds his senior year...Holds school football records for most passing yards in a season, most career passing yards and most career passes completed.


Personal: Born November 12, 1971...Son of Ruth and Charles Ellis...National honor society member...Selected to attend Boys State in 1989...Enjoys reading and watching movies...Majoring in Public Relations.

ELLIS' CAREER STATS

YEAR	G	FG-FGA	PCT	FT-FTA	PCT	REB-AVG	AS	TP-AVG
91-92	28	49-98	.500	21-30	.700	105-3.8	40	127-4.5
92-93	23	33-87	.379	28-41	.683	65-2.8	17	96-4.2
Tot.	51	82-185	.443	49-71	.690	170-3.3	57	223-4.4

ELLIS' CAREER HIGHS

POINTS—23 vs. St. Louis
FIELD GOALS—9 vs. Drake
FIELD GOAL ATTEMPTS—11 vs. St. Louis
3-POINT FIELD GOALS—3 vs. St. Louis
3-POINT FIELD GOAL ATTEMPTS—3 vs. St. Louis, Illinois State
FREE THROWS—8 vs. Buffalo
FREE THROW ATTEMPTS—9 vs. Buffalo
BLOCKED SHOTS—3 vs. Iowa
REBOUNDS—11 vs. St. Louis
ASSISTS—4 vs. several
STEALS—3 vs. Southern Illinois, Bradley, Iowa



Jon Ellis — 1992-93 Game-by-Game

GA	OPPONENT	G	GS	FG	FGA	PCT	FT	FTA	PCT	PTS	REB	REB	PF	D	AST	TO	BLK	STL	MIN
1	Buffalo	1	0	7	9	.778	0	0	.000	8	9	.889	22	2	7	9	3	0	28
2	Iowa State	1	0	1	4	.250	0	0	.000	2	2	1.000	4	3	3	6	1	0	23
3	Iowa	1	0	1	7	.143	0	0	.000	0	0	.000	2	1	2	3	3	0	23
4	Cal State Full	1	0	1	8	.125	0	0	.000	2	6	.333	4	2	1	3	4	0	21
5	Nebraska-Omaha	1	1	4	9	.445	0	1	.000	0	0	.000	8	4	2	6	5	1	27
6	St. Bonaventur	1	0	3	4	.750	0	0	.000	1	2	.500	7	2	2	4	4	0	20
7	Eastern Kentuc	1	1	2	4	.500	1	2	.500	7	8	.875	12	0	5	5	1	0	32
8	Tulsa	1	1	5	10	.500	1	2	.500	4	7	.571	15	1	3	4	4	0	29
9	Southern Illin	1	1	2	5	.400	0	1	.000	0	0	.000	4	0	0	0	4	0	22
10	Eastern Kentuc	1	1	1	5	.200	0	1	.000	0	1	.000	2	1	2	3	1	0	25
11	Tulsa	1	1	2	6	.333	0	0	.000	2	3	.667	6	1	1	2	4	0	20
12	Wichita State	1	0	2	3	.667	0	1	.000	0	0	.000	4	3	1	4	0	0	21
13	Indiana State	1	0	1	5	.200	0	0	.000	0	0	.000	2	3	0	3	1	0	14
14	Creighton	1	0	0	0	.000	0	0	.000	0	0	.000	0	1	1	2	0	0	5
15	Indiana State	1	0	0	0	.000	0	0	.000	0	0	.000	0	0	0	0	0	0	2
16	Drake	1	0	0	0	.000	0	0	.000	0	0	.000	0	0	0	0	0	0	6
17	Drake	1	0	0	0	.000	0	0	.000	0	0	.000	0	0	0	0	0	0	6
18	Illinois State	1	0	0	1	.000	0	0	.000	2	2	1.000	2	2	0	2	1	0	11
19	Wichita State	1	0	1	2	.500	0	0	.000	0	0	.000	2	0	3	3	2	0	12
20	Creighton	1	0	0	2	.000	0	0	.000	0	0	.000	0	1	2	1	0	0	6
21	Drake	1	0	0	0	.000	0	0	.000	0	0	.000	0	0	0	0	0	0	4
22	Bradley	1	0	0	2	.000	0	0	.000	0	0	.000	0	0	2	2	0	0	12
23	Illinois State	1	0	0	1	.000	0	0	.000	0	0	.000	0	1	1	1	0	0	6
24	Drake	1	0	0	0	.000	0	0	.000	0	0	.000	0	0	1	1	2	0	6
Totals		23	6	33	87	.379	2	8	.250	28	41	.683	96	27	38	65	46	1	374

#52 John Holterhaus

Forward-Center — Senior — 6-9 — 215 — 1L
— Fort Madison, IA

College Career: Played in nine games last year...Shot 38 percent (3-8) from the field and 80 percent (4-5) at the line...Averaged 1.1 points and 1.9 rebounds...Redshirted 1990-91...Played in four games in 1991-92...Went out for football his first year.

High School: Graduate of Fort Madison High School...Earned letters in football, basketball and track...Team advanced to the second round of the state football playoffs...Won three conference track titles...All-conference in football and team's MVP.



Personal: Born June 28, 1971...Son of Paul and Marilyn Holterhaus...Majoring in Production Management ...Enjoys all sports and recreation.

HOLTERHAUS' CAREER STATS

YEAR	G	FG-FGA	PCT	FT-FTA	PCT	REB-AVG	AS	TP-AVG
91-92	4	1-5	.200	0-0	.000	4-1.0	0	2-0.5
92-93	9	3-8	.375	4-5	.800	17-1.9	1	10-1.1
Tot.	13	4-13	.308	4-5	.800	21-1.6	1	12-0.9

HOLTERHAUS' CAREER HIGHS

POINTS—4 vs. Buffalo
FIELD GOALS—1 vs. several
FIELD GOAL ATTEMPTS—4 vs. Winona State
3-POINT FIELD GOALS—0
3-POINT FIELD GOAL ATTEMPTS—0
FREE THROWS—2 vs. Buffalo, Nebraska-Omaha
FREE THROW ATTEMPTS—2 vs. Buffalo, Nebraska-Omaha
REBOUNDS—5 vs. Buffalo
BLOCKED SHOTS—0
ASSISTS—0
STEALS—1 vs. Cal State-Fullerton



John Holterhaus — 1992-93 Game-by-Game

G#	OPPONENT	/ -- TOTAL -- /			/ --- 3PT --- /			OFF DEF TOT									
		G/ GS	FG/ FGA	PCT	FG/ FGA	PCT	FT/ FTA	PTS	PTS	REB	REB	REB	PF/ D	AST	TO	BLK	STL
1	Buffalo	1/ 0	1/ 2	.500	0/ 0	.000	2/ 2	2	1.000	4	1	4	5	0/ 0	0	0	0
3	Iowa	1/ 0	0/ 0	.000	0/ 0	.000	0/ 0	0	.000	0	1	1	2	1/ 0	0	1	0
4	Cal State Full	1/ 0	1/ 1	1.000	0/ 0	.000	0/ 0	2	.000	2	2	0	2	0/ 0	0	3	0
5	Nebraska-Omaha	1/ 0	0/ 2	.000	0/ 0	.000	2/ 2	2	1.000	2	2	1	3	1/ 0	0	1	0
9	Southern Illin	1/ 0	0/ 1	.000	0/ 0	.000	0/ 0	0	.000	0	0	1	1	1/ 0	0	1	0
14	Southwest Miss	1/ 0	0/ 0	.000	0/ 0	.000	0/ 0	0	.000	0	0	0	2	0/ 0	0	0	0
19	Wichita State	1/ 0	0/ 1	.000	0/ 0	.000	0/ 0	0	.000	0	1	2	0/ 0	0	0	0	0
24	Southwest Miss	1/ 0	0/ 0	.000	0/ 0	.000	0/ 0	0	.000	0	0	0	0/ 0	0	0	0	0
25	Bradley	1/ 0	1/ 1	1.000	0/ 0	.000	0/ 1	2	.000	2	2	0	2	0/ 0	1	0	0
Totals		9/ 0	3/ 8	.375	0/ 0	.000	4/ 5	10	.800	10	9	8	17	5/ 0	1	6	0



#21 Brian Jones

Forward — Senior — 6-10 — 200 — 3L —
Rock Island, IL

College Career: Started seven of 26 games last year...Averaged 3.2 points and 3.3 rebounds while leading the team with 14 blocked shots...Shot 31 percent (29-94) from the field, 28 percent (11-40) from three-point range and 54 percent (15-28) at the line...Scored a season-high 12 points versus Drake...Scored in double figures two times...Tied a career-high with nine rebounds versus Buffalo...Started four of 24 games played as a sophomore...Averaged 2.7 points and 1.5 rebounds...Shot 36 percent from the field and 80 percent at the line...Had a season-high 10 points against St. Louis...In the Scandinavian tour, led the team in scoring in three of eight games played with 26, 21 and 18 points, while scoring in double figures in four other games...Redshirted in 1989-90...Played in 25 games in 1990-91...Shot 77 percent from the free throw line...Averaged 2.3 points (10th on team) and 1.5 rebounds (9th)...Career-high 14 points versus Nevada...Career high nine rebounds versus Drake.

High School: Graduate of Rock Island High School...Lettered four years in basketball...Team placed fourth in state twice...Second team all-stater...Played in Illinois Basketball Coaches All-Star game...Nominated to McDonalds All-American team and participated in McDonalds Midwest Classic and the Quad Cities All-Star game...First team all-conference, first team all-Quad City Times...Averaged 15 points and nine rebounds.

Personal: Born April 22, 1971...Son of Robert and Sue Liebke...Majoring in Communications.



JONES' CAREER STATS

YEAR	G	FG-FGA	PCT	FT-FTA	PCT	REB-AVG	AS	TP-AVG
90-91	25	20-52	.385	10-13	.769	38-1.5	15	58-2.3
91-92	24	22-62	.355	12-15	.800	36-1.5	12	64-2.7
92-93	26	29-94	.309	15-28	.536	85-3.3	25	84-3.2
Tot.	75	71-208	.341	37-56	.661	159-2.1	52	206-2.7

JONES' CAREER HIGHS

POINTS—14 vs. Nevada
FIELD GOALS—4 vs. Nevada
FIELD GOAL ATTEMPTS—11 vs. Iowa State
3-POINT FIELD GOALS—2 vs. several
3-POINT FIELD GOAL ATTEMPTS—5 vs. Iowa State, Indiana State
FREE THROWS—5 vs. Nevada
FREE THROW ATTEMPTS—7 vs. Creighton
REBOUNDS—9 vs. Drake, Buffalo
ASSISTS—4 vs. Buffalo
BLOCKED SHOTS—3 vs. Drake
STEALS—2 vs. several

Brian Jones — 1992-93 Game-by-Game

GA	OPPONENT	G	S	PG	FGA	PCT	PG	FGA	PCT	FT	FTA	PCT	PTS	REB	AST	BLK	STL	TO	PF	PT
1	Buffalo	1	1	4	9	.445	1	2	.500	2	4	.500	11	4	5	9	2	1	1	24
2	Iowa State	1	1	3	11	.273	2	5	.400	0	0	.000	8	1	5	6	4	0	1	35
3	Iowa	1	1	0	4	.000	0	2	.000	1	2	.500	1	2	2	4	3	0	1	4
4	Cal State Full	1	1	2	9	.222	0	3	.000	0	0	.000	4	1	4	5	4	0	1	28
5	Nebraska-Omaha	1	0	1	1	.000	0	0	.000	0	0	.000	2	0	2	2	1	0	3	6
6	St. Bonaventur	1	0	0	2	.000	0	1	.000	2	2	1.000	2	0	1	1	3	0	4	14
7	Eastern Kentuc	1	0	1	2	.500	1	1	1.000	0	0	.000	3	1	1	2	3	0	1	8
8	Tulsa	1	0	2	3	.667	0	1	.000	0	0	.000	4	1	2	3	2	0	2	13
9	Southern Illin	1	0	0	1	.000	0	0	.000	0	0	.000	0	0	0	1	0	0	0	7
10	Eastern Kentuc	1	0	2	3	.667	1	1	1.000	0	0	.000	5	1	0	1	0	0	0	5
11	Tulsa	1	0	0	0	.000	0	0	.000	0	0	.000	0	0	0	0	0	2	0	3
12	Wichita State	1	0	0	1	.000	0	1	.000	0	0	.000	0	0	0	0	0	0	0	3
14	Southwest Miss	1	0	1	4	.250	1	1	1.000	1	4	.250	4	2	1	3	1	0	1	8
15	Creighton	1	0	1	2	.500	1	2	.500	4	7	.571	7	0	4	4	0	1	1	17
16	Indiana State	1	0	2	6	.333	1	5	.200	2	2	1.000	7	2	3	5	0	1	0	18
17	Drake	1	1	5	7	.714	2	4	.500	0	0	.000	12	2	4	6	3	0	3	26
18	Illinois State	1	1	7	7	.143	0	3	.000	0	0	.000	2	1	3	4	0	0	0	20
19	Wichita State	1	0	1	8	.125	0	3	.000	0	0	.000	2	3	1	4	0	3	2	15
20	Bradley	1	0	1	2	.500	0	0	.000	2	3	.667	4	2	2	4	2	0	1	14
21	Southern Illin	1	0	1	2	.500	0	1	.000	0	0	.000	2	1	2	3	4	0	0	11
22	Creighton	1	0	0	3	.000	0	1	.000	0	1	.000	0	1	3	4	0	2	1	20
23	Drake	1	0	0	0	.000	0	0	.000	0	0	.000	0	0	1	1	1	0	0	10
24	Southwest Miss	1	0	0	0	.000	0	0	.000	1	2	.500	1	0	4	2	0	3	0	19
25	Bradley	1	0	0	2	.000	0	0	.000	0	0	.000	0	1	3	4	1	0	0	19
26	Illinois State	1	1	0	3	.000	0	1	.000	0	2	.000	0	2	2	4	3	0	2	26
27	Drake	1	0	1	2	.500	1	2	.500	0	0	.000	3	0	2	2	1	2	4	13
Totals		26	7	29	94	.309	11	40	.275	15	28	.536	84	28	57	85	52	0	25	400

#20 Ed Madlock

Guard — Senior — 6-1 — 175 — 2L —
Waterloo, IA

College Career: Started 21 of 27 games...Averaged 3.6 points and 1.9 rebounds while leading the team with 2.4 assists per game...Scored a career-high nine points versus Iowa State...Shot 45 percent (31-69) from the field, 33 percent (4-12) from three-point range and 59 percent (32-54) at the line...Had a career- and season team-high five assists against Eastern Kentucky...Walked on in 1991-92 and ended up starting 11 of 14 games played...Averaged 1.5 points and was second-high on the team in assists with 1.9 per game...Shot 77 percent from the field...Had a career-high six points versus Drake.

High School: Graduate of Waterloo West High School where he earned two letters each in football and basketball and one in track...All-conference and all-city in football, all-city honorable mention in basketball.

Personal: Born August 11, 1971...Son of Willie Bell Madlock...Majoring in Elementary Education.

MADLOCK'S CAREER STATS

YEAR	G	FG-FGA	PCT	FT-FTA	PCT	REB-AVG	AS	TP-AVG
91-92	14	4-15	.267	13-17	.765	17-1.2	26	21-1.5
92-93	27	31-69	.449	32-54	.593	52-1.9	66	98-3.6
Tot.	41	35-84	.417	45-71	.634	69-1.7	92	119-2.9

MADLOCK'S CAREER HIGHS

POINTS—9 vs. Iowa State

FIELD GOALS—4 vs. Iowa State

FIELD GOAL ATTEMPTS: 12 vs. Cal State-Fullerton

3-POINT FIELD GOALS: 1 vs. Tulsa, Wichita State, Drake

3-POINT FIELD GOAL ATTEMPTS: 2 vs. Cal State-Fullerton

FREE THROWS: 6 vs. Drake



FREE THROW ATTEMPTS: 10 vs. Buffalo

REBOUNDS: 4 vs. several

ASSISTS: 5 vs. Eastern Kentucky

BLOCKED SHOTS: 1 vs. Southwest Missouri State, Clemson

STEALS: 4 vs. Cal State-Fullerton



Ed Madlock — 1992-93 Game-by-Game

DATE	OPPONENT	G	GS	FG	FGA	PCT	FT	FTA	PCT	REB	PTS	OFF	DEF	TOT	AST	TO	BLK	STL	MIN
1	Buffalo	1	0	1	1	1.000	0	0	.000	5	10	5	0	1	1	0	0	2	23
2	Iowa State	1	0	4	4	1.000	0	0	.000	1	2	5	0	1	1	0	1	1	2
3	Iowa	1	0	0	2	.000	0	0	.000	0	0	0	1	1	2	2	0	2	20
4	Cal State Full	1	0	4	12	.333	0	2	.000	0	0	0	8	3	1	4	2	0	30
5	Nebraska-Omaha	1	1	1	3	.333	0	1	.000	4	5	8	6	1	1	2	2	0	32
6	St. Bonaventur	1	1	1	2	.500	0	0	.000	2	2	1	0	1	1	0	3	5	24
7	Eastern Kentuc	1	1	2	2	1.000	0	0	.000	1	2	5	5	0	3	0	0	5	23
8	Tulsa	1	1	1	1	1.000	0	0	.000	3	4	7	5	0	4	4	0	3	27
9	Southern Illin	1	1	1	4	.250	0	1	.000	0	1	0	2	3	1	4	4	0	24
10	Eastern Kentuc	1	1	1	2	.500	1	1	1.000	0	0	0	3	0	0	0	0	3	20
11	Tulsa	1	1	1	2	.500	1	1	1.000	1	2	5	4	0	1	1	2	0	19
12	Wichita State	1	1	2	4	.500	1	1	1.000	3	3	1	8	2	2	4	4	0	22
13	Indiana State	1	1	2	2	1.000	0	0	.000	0	2	0	4	1	2	3	0	2	22
14	Southwest Miss	1	1	2	4	.500	0	0	.000	0	0	0	4	1	1	2	2	0	29
15	Creighton	1	1	0	0	.000	0	0	.000	0	0	0	0	0	1	1	0	2	25
16	Indiana State	1	1	0	0	.000	0	0	.000	2	3	6	2	0	0	0	4	0	23
17	Drake	1	1	2	2	1.000	1	1	1.000	0	1	0	5	0	2	2	2	0	29
18	Illinois State	1	1	1	4	.250	0	1	.000	2	1	2	3	1	2	3	0	1	28
19	Wichita State	1	1	1	2	.500	0	0	.000	0	0	0	2	1	0	1	0	1	20
20	Bradley	1	1	2	4	.500	0	1	.000	4	6	6	8	0	1	1	3	0	23
21	Southern Illin	1	1	0	1	.000	0	0	.000	0	0	0	0	2	2	0	0	4	21
22	Creighton	1	1	0	1	.000	0	0	.000	3	4	7	3	0	1	1	3	0	26
23	Drake	1	1	1	1	1.000	0	0	.000	0	1	0	2	0	4	1	0	4	34
24	Southwest Miss	1	1	1	3	.333	0	1	.000	2	3	6	4	0	2	2	0	4	25
25	Bradley	1	1	0	3	.000	0	1	.000	0	0	0	0	1	1	1	0	3	14
26	Illinois State	1	0	0	2	.000	0	0	.000	1	2	5	1	0	1	1	0	3	11
27	Drake	1	0	0	1	.000	0	0	.000	0	0	0	0	1	1	1	0	1	13
Totals		27	21	31	69	.449	4	12	.333	32	54	59	98	16	36	52	46	0	636

#42 Terry Merfeld

Center — Senior — 6-10 — 220 — 3L —
Hudson, IA

College Career: Started 14 of 25 games last year...Averaged 3.1 points and 2.9 rebounds...Shot 46 percent (33-72) from the field and 65 percent (11-17) at the line...Scored a team single-game high 1,000 percent on five-of-five field goals against Indiana State, when he also grabbed a career-high 10 rebounds...An academic all-conference pick...Started nine of 16 games played in 1991-92...Averaged 3.9 points and 3.1 rebounds...Scored a season-high nine points versus Southwest Missouri State and grabbed seven rebounds against Illinois State...Had a team season-high three blocked shots against Illinois State...Shot 45 percent from the field...Redshirted in 1989-90...Played in 16 games in 1990-91, starting six...Averaged 2.1 points and 2.2 rebounds...Scored a career high 12 points versus Morningside.

High School: Graduate of Hudson High School...Earned three letters in basketball, two in track and one in cross country...First team all-conference, third team AP all-stater, seventh team Des Moines Register all-stater...Averaged 17 points, eight rebounds and 4.5 blocked shots.



Personal: Born December 5, 1970...Son of Linda and Miro Merfeld...Majoring in accounting...Won a free trip to Washington, D.C., sponsored by the Iowa Bar Association...Academic all-stater...Recipient of Black Hawk County Scholarship.

MERFELD'S CAREER STATS

YEAR	G	FG-FGA	PCT	FT-FTA	PCT	REB-AVG	AS	TP-AVG
90-91	16	14-46	.304	6-8	.750	35-2.2	3	34-2.1
91-92	16	25-56	.446	13-25	.520	49-3.1	3	63-3.9
92-93	25	33-72	.458	11-17	.647	72-2.9	5	77-3.1
Tot.	57	72-174	.414	30-50	.600	156-2.7	11	174-3.1

MERFELD'S CAREER HIGHS

POINTS—12 vs. Morningside
FIELD GOALS—5 vs. Morningside, Indiana State
FIELD GOAL ATTEMPTS—10 vs. Morningside
3-POINT FIELD GOALS—0
3-POINT FIELD GOAL ATTEMPTS—1 vs. Tulsa
FREE THROWS—6 vs. Indiana State
FREE THROW ATTEMPTS—9 vs. Indiana State
REBOUNDS—10 vs. Indiana State
ASSISTS—2 vs. Eastern Kentucky
BLOCKED SHOTS—3 vs. Illinois State, Southwest Missouri State
STEALS—2 vs. Wichita State, Indiana State



Terry Merfeld — 1992-93 Game-by-Game

GA	OPPONENT	-- TOTAL --			-- SPT --			OFF DEF TOT												
		G/ GS	FG/ FGA	PCT	FG/ FGA	PCT	FT/ FTA	PCT	PTS	REB	DEF	REB	PF	D	AST	TO	BLK	STL	MIN	
1	Buffalo	1/ 0	0/ 0	.000	0/ 0	.000	0/ 0	.000	0	0	1	0	0	1	0	0	0	0	1	5
3	Iowa	1/ 0	1/ 2	.500	0/ 0	.000	0/ 0	.000	2	0	1	1	0	0	1	0	1	0	0	10
5	Nebraska-Omaha	1/ 0	0/ 0	.000	0/ 0	.000	0/ 0	.000	0	0	2	2	0	0	0	0	0	1	0	8
6	St. Bonaventur	1/ 1	1/ 3	.333	0/ 0	.000	0/ 0	.000	2	1	1	2	1	0	0	0	1	1	0	12
7	Eastern Kentuc	1/ 1	1/ 3	.333	0/ 0	.000	0/ 0	.000	0	0	2	1	0	1	1	0	2	0	2	15
8	Tulsa	1/ 1	3/ 5	.600	0/ 0	.000	1/ 2	.500	7	4	4	8	4	0	2	0	0	0	29	
9	Southern Illin	1/ 1	3/ 4	.750	0/ 0	.000	0/ 0	.000	0	6	0	0	0	0	4	0	2	0	13	
10	Eastern Kentuc	1/ 1	2/ 6	.333	0/ 0	.000	1/ 2	.500	5	6	3	9	1	0	1	1	0	1	22	
11	Tulsa	1/ 1	1/ 3	.333	0/ 1	.000	0/ 0	.000	2	0	2	2	2	0	0	0	0	0	25	
12	Wichita State	1/ 1	1/ 3	.333	0/ 0	.000	1/ 2	.500	3	0	4	4	2	0	0	2	0	1	31	
13	Indiana State	1/ 1	5/ 5	1.000	0/ 0	.000	0/ 0	.000	0	10	4	6	10	3	0	0	1	1	32	
14	Southwest Miss	1/ 1	1/ 3	.333	0/ 0	.000	0/ 0	.000	2	0	4	4	2	0	0	0	3	1	25	
15	Creighton	1/ 1	3/ 7	.429	0/ 0	.000	0/ 0	.000	6	4	5	9	2	0	0	1	0	0	31	
16	Indiana State	1/ 1	0/ 1	.000	0/ 0	.000	6/ 9	.667	6	2	2	4	2	0	1	2	1	2	28	
17	Drake	1/ 1	0/ 4	.000	0/ 0	.000	0/ 0	.000	0	1	0	1	1	0	0	0	0	0	14	
18	Illinois State	1/ 1	4/ 7	.571	0/ 0	.000	2/ 21	.000	10	1	1	2	1	0	0	0	0	1	21	
19	Wichita State	1/ 1	2/ 3	.667	0/ 0	.000	0/ 0	.000	4	1	0	1	0	0	0	0	0	0	8	
20	Bradley	1/ 0	2/ 3	.667	0/ 0	.000	0/ 0	.000	4	0	1	1	1	0	0	0	0	0	12	
21	Southern Illin	1/ 0	0/ 3	.000	0/ 0	.000	0/ 0	.000	0	3	0	3	2	0	0	1	1	1	12	
22	Creighton	1/ 0	0/ 2	.000	0/ 0	.000	0/ 0	.000	0	1	1	2	1	0	0	0	0	0	8	
23	Drake	1/ 0	0/ 0	.000	0/ 0	.000	0/ 0	.000	0	0	1	1	1	0	0	0	1	0	5	
24	Southwest Miss	1/ 0	2/ 2	1.000	0/ 0	.000	0/ 0	.000	4	1	1	2	2	0	1	1	0	0	23	
25	Bradley	1/ 0	0/ 0	.000	0/ 0	.000	0/ 0	.000	0	0	0	0	0	0	0	0	0	0	4	
26	Illinois State	1/ 0	1/ 1	1.000	0/ 0	.000	0/ 0	.000	2	0	0	0	0	0	0	1	0	0	10	
27	Drake	1/ 0	0/ 2	.000	0/ 0	.000	0/ 0	.000	0	2	0	2	1	0	0	0	0	0	7	
Totals		25/ 14	33/ 72	.458	0/ 1	.000	11/ 17	.647	77	32	40	72	34	0	5	15	10	11	410	

#44 Sean Rice

Forward — Junior — 6-7 — 205 — 2L —
Cedar Rapids, IA

College Career: Started seven of 19 games played last year...Averaged 2.5 points and 1.2 rebounds...Shot 53 percent (21-40) from the field and 50 percent (6-12) at the line...Started nine of 22 games played as a freshman...Averaged 12.8 minutes, 1.8 points and 1.5 rebounds...Shot 43 percent from the field...Had a career-high 12 points in the Missouri Valley Conference Tournament against Illinois State.

High School: Graduate of Linn-Mar High School in Marion, IA...Earned three letters each in football and basketball...Team won state football title his junior and senior years...As a junior, named all-conference in both football and basketball...As a senior, named all-conference and all-state in football and basketball...Averaged 20 points and nine rebounds his senior year.

Personal: Born October 23, 1972...Son of Mike and Bonnie Rice...Majoring in Public Relations.

RICE'S CAREER STATS

YEAR	G	FG-FGA	PCT	FT-FTA	PCT	REB-AVG	AS	TP-AVG
91-92	22	19-42	.420	4-12	.333	33-1.5	10	40-1.8
92-93	19	21-40	.525	6-12	.500	23-1.2	3	48-2.5
Tot.	41	40-82	.488	10-24	.417	56-1.4	13	88-2.1

RICE'S CAREER HIGHS

POINTS—12 vs. Illinois State

FIELD GOALS—5 vs. Wichita State

FIELD GOAL ATTEMPTS—6 vs. Wichita State

3-POINT FIELD GOALS—0

3-POINT FIELD GOAL ATTEMPTS—0

FREE THROWS—2 vs. Clemson, Iowa State, Nebraska-Omaha


FREE THROW ATTEMPTS—2 vs. several

REBOUNDS—5 vs. several

ASSISTS—4 vs. Drake

BLOCKED SHOTS—1 vs. Southwestern Louisiana, Buffalo

STEALS—4 vs. Iowa



Sean Rice — 1992-93 Game-by-Game

G#	OPPONENT	G/GS	-- TOTAL --			--- 3PT ---			OFF DEF TOT									
			PTS	FGA	PCT	PTS	FGA	PCT	PTS	FGA	PCT	PTS	REB	AST	BLK	STL	TO	PF
1	Buffalo	1/1	1	2	.500	0	0	.000	0	0	.000	2	1	1	2	3	0	0
2	Iowa State	1/1	4	4	1.000	0	0	.000	2	2	1.000	10	1	1	2	0	0	0
3	Iowa	1/1	2	2	1.000	0	0	.000	0	0	.000	4	0	3	3	0	0	0
4	Cal State Full	1/1	0	2	.000	0	0	.000	0	1	.000	0	1	1	2	2	0	0
5	Nebraska-Omaha	1/1	0	2	.000	0	0	.000	2	2	1.000	2	0	0	0	2	0	0
7	Eastern Kentuc	1/0	0	0	.000	0	0	.000	0	0	.000	0	0	1	1	0	0	0
9	Southern Illin	1/0	1	3	.333	0	0	.000	0	0	.000	2	1	0	1	1	0	0
10	Eastern Kentuc	1/0	4	4	1.000	0	0	.000	0	1	.000	8	0	1	1	2	0	0
11	Tulsa	1/0	1	2	.500	0	0	.000	0	0	.000	2	0	0	0	2	0	0
12	Wichita State	1/1	0	1	.000	0	0	.000	0	0	.000	0	0	0	0	0	0	0
13	Indiana State	1/0	0	0	.000	0	0	.000	0	0	.000	0	0	0	0	2	0	0
14	Southwest Miss	1/0	0	0	.000	0	0	.000	0	0	.000	0	0	2	2	0	0	0
16	Indiana State	1/0	1	2	.500	0	0	.000	0	1	.000	2	1	0	1	0	0	0
18	Illinois State	1/0	3	5	.600	0	0	.000	1	3	.333	7	1	1	2	2	0	0
19	Wichita State	1/0	2	4	.500	0	0	.000	4	3	.000	4	3	0	3	2	0	0
20	Bradley	1/1	1	3	.333	0	0	.000	0	0	.000	2	0	1	1	1	0	0
21	Southern Illin	1/0	0	2	.000	0	0	.000	1	2	.500	1	0	1	1	0	0	0
25	Bradley	1/0	0	1	.000	0	0	.000	0	0	.000	0	0	0	1	0	0	0
26	Illinois State	1/0	1	1	1.000	0	0	.000	0	0	.000	2	1	0	1	2	0	0
Totals		19/7	21	40	.525	0	0	.000	6	12	.500	48	10	13	23	24	0	3

#55 Jason Sims

Forward-Center — Sophomore — 6-8 — 235
— 1L — Minneapolis, MN

College Career: Played in only 10 games last year. Averaged 1.5 points and 1.1 rebounds. Shot 46 percent (5-11) from the field and 71 percent (5-7) at the line. Redshirted in 1991-92.

High School: Graduate of South High School...Selected all-conference and McDonald's All-American Honorable Mention...Averaged 13.8 points and 12 rebounds for a 10-12 team...Also lettered in football.



Personal: Born January 5, 1973...Son of Charles and Loretta Sims...Majoring in pre-med...Hopes to become a dentist.

SIMS' CAREER STATS

YEAR	G	FG-FGA	PCT	FT-FTA	PCT	REB-AVG	AS	TP-AVG
92-93	10	5-11	.455	5-7	.714	11-1.1	1	15-1.5

SIMS' CAREER HIGHS

POINTS—5 vs. Eastern Kentucky
FIELD GOALS—2 vs. Eastern Kentucky
FIELD GOAL ATTEMPTS—3 vs. Eastern Kentucky
3-POINT FIELD GOALS—0
3-POINT FIELD GOAL ATTEMPTS—0
FREE THROWS—2 vs. Wichita State
FREE THROW ATTEMPTS—3 vs. Wichita State
REBOUNDS—5 vs. Southern Illinois
ASSISTS—1 vs. Eastern Kentucky
BLOCKED SHOTS—1 vs. Creighton
STEALS—1 vs. Creighton, Indiana State, Wichita State



Jason Sims — 1992-93 Game-by-Game

GM	OPPONENT	G	GS	--- TOTAL ---				/--- 3PT ---/				OFF DEF TOT											
				FG	FGA	PCT	FT	FTA	PCT	TP	TPA	PTS	REB	REB	PTS	PF	D	AST	TO	BLK	STL	FTL	
6	St. Bonaventur	1	0	1	2	.500	0	0	.000	0	0	.000	2	0	0	3	0	0	1	0	0	8	
7	Eastern Kentuc	1	0	2	3	.667	0	0	.000	1	2	.500	5	3	0	3	0	1	0	0	0	8	
8	Tulsa	1	0	0	2	.000	0	0	.000	0	0	.000	0	0	0	3	0	0	2	0	0	9	
9	Southern Illin	1	0	1	1	1.000	0	0	.000	0	0	.000	2	1	4	5	3	0	1	0	0	13	
12	Wichita State	1	0	0	1	.000	0	0	.000	2	2	1.000	2	0	0	2	0	0	0	0	0	10	
13	Indiana State	1	0	0	0	.000	0	0	.000	0	0	.000	0	0	0	0	0	0	0	0	0	4	
14	Southwest Miss	1	0	0	0	.000	0	0	.000	0	0	.000	0	0	0	0	0	0	0	0	0	3	
15	Creighton	1	0	0	0	.000	0	0	.000	0	0	.000	0	0	1	1	3	0	2	1	1	9	
16	Indiana State	1	0	0	1	.000	0	0	.000	0	0	.000	0	0	0	0	0	0	0	0	1	3	
19	Wichita State	1	0	1	1	1.000	0	0	.000	2	3	.667	4	2	0	2	1	0	0	0	1	3	
Totals		10	0	5	11	.455	0	0	.000	5	7	.714	15	6	5	11	18	0	1	6	2	70	

#Warren Vandeven

Forward — Sophomore — 6-7 — 205 — 1L
— St. Louis, MO

College Career: Started 13 of 20 games as a freshman...Averaged 1.4 points and 2.6 rebounds...Shot 39 percent (9-23) from the field and 47 percent (9-19) at the line.

High School: Earned three basketball letters at Oakville Senior High School...Team was district champ...All-conference, all-district and a metro all-star...His AAU team was ranked 1st in the state, 6th in the nation...Averaged 14.6 points and 9.9 rebounds his senior year...Attended Meramac Junior College in 1991-92 and played on several AAU teams.


Personal: Born September 9, 1973...Son of Warren and Marilyn Vandeven...Major is undecided...Nicknamed Theo, which is his middle name.

VANDEVEN'S CAREER STATS

YEAR	G	FG-FGA	PCT	FT-FTA	PCT	REB-AVG	AS	TP-AVG
92-93	20	9-23	.391	9-19	.474	51-2.6	4	27-1.4

VANDEVEN'S CAREER HIGHS


POINTS—5 vs. Creighton
FIELD GOALS—2 vs. Creighton
FIELD GOAL ATTEMPTS—4 vs. Drake (twice)
3-POINT FIELD GOALS—0
3-POINT FIELD GOAL ATTEMPTS—1 vs. Drake
FREE THROWS—3 vs. Illinois State
FREE THROW ATTEMPTS—4 vs. Illinois State, Drake
REBOUNDS—7 vs. Drake
ASSISTS—1 vs. Nebraska-Omaha, Indiana State
BLOCKED SHOTS—2 vs. Indiana State, Drake
STEALS—2 vs. Southwest Missouri State



Warren Vandeven — 1992-93 Game-by-Game

#	OPPONENT	G/GS	--- TOTAL ---			--- 3PT ---			OFF DEF TOT			PF F			TO BLK STL							
			FG	FGA	PCT	FT	FTA	PCT	PTS	PTS	PTS	PTS	REB	REB	REB	FF	F	AST	TO	BLK	STL	MTR
1	Buffalo	1/0	0	0	.000	0	0	.000	2	2	1.000	2	0	2	2	2	0	0	2	0	0	10
3	Iowa	1/0	0	0	.000	0	0	.000	0	0	.000	0	0	1	1	0	0	0	1	0	0	3
4	Cal State Full	1/0	0	1	.000	0	0	.000	0	0	.000	0	0	2	2	1	0	0	0	0	0	10
5	Nebraska-Omaha	1/0	1	2	.500	0	0	.000	0	0	.000	2	2	3	5	2	0	1	1	0	0	24
9	Southern Illin	1/0	0	0	.000	0	0	.000	0	0	.000	0	0	0	0	0	0	0	0	0	0	3
13	Indiana State	1/0	0	0	.000	0	0	.000	0	0	.000	0	0	0	0	0	0	0	0	0	0	1
14	Southwest Miss	1/0	1	2	.500	0	0	.000	0	0	.000	2	1	2	3	3	0	2	2	2	18	
15	Creighton	1/1	2	3	.667	0	0	.000	1	3	.333	5	3	0	3	2	0	2	0	1	15	
16	Indiana State	1/1	0	0	.000	0	0	.000	1	2	.500	1	1	3	4	0	1	2	2	1	20	
17	Drake	1/1	1	4	.250	0	0	.000	0	0	.000	2	4	1	5	1	0	1	0	0	14	
18	Illinois State	1/1	0	0	.000	0	0	.000	3	4	.750	3	2	1	3	0	0	0	0	0	10	
19	Wichita State	1/1	0	0	.000	0	0	.000	0	0	.000	0	0	1	1	1	0	0	0	0	8	
20	Bradley	1/1	0	0	.000	0	0	.000	1	2	.500	1	0	1	1	2	0	1	0	0	20	
21	Southern Illin	1/1	0	1	.000	0	0	.000	0	0	.000	0	0	4	0	0	0	0	1	16		
22	Creighton	1/1	0	1	.000	0	0	.000	0	0	.000	0	0	1	1	3	0	1	0	0	11	
23	Drake	1/1	1	4	.250	0	1	.000	0	4	.000	2	2	5	7	2	0	2	2	1	27	
24	Southwest Miss	1/1	1	2	.500	0	0	.000	0	0	.000	2	0	4	4	2	0	2	0	0	17	
25	Bradley	1/1	0	1	.000	0	0	.000	1	2	.500	1	0	1	1	2	0	2	0	0	11	
26	Illinois State	1/1	2	2	1.000	0	0	.000	0	0	.000	4	1	3	4	1	0	2	1	0	25	
27	Drake	1/1	0	0	.000	0	0	.000	0	0	.000	0	0	0	2	0	0	1	0	0	21	
Totals		20/13	9	23	.391	0	1	.000	9	19	.474	27	16	35	51	26	0	4	20	5	7	204

Newcomers



#10 Seth Anderson


Guard — Freshman — 6-0 — 160 — RS — Ames, IA

College Career: Redshirted in 1992-93.

High School: Earned letters in basketball and football at Ames High School...Started on 3-A state championship team his senior year, in which he averaged 18.6 points in three tournament games...Earned all-

tournament accolades after scoring 20 points versus Davenport West, 22 against Des Moines North and 14 against Waterloo East...Averaged 9.5 points overall, but scored 10 or more points in six of the last seven contests...Hit 80 percent of his free throws and 56 percent of his shots...Also started at quarterback...Completed 160 of 299 passes for 2,008 yards and 11 touchdowns his last year...Attended UNI's basketball camp three straight years.

Personal: Born September 6, 1973...Son of Brian and Elaine Anderson...Majoring in business.



#34 Dan Crosby

Forward — Junior — 6-4 — 205 — JC — Chicago, IL

Junior College: Attended College of the Sequoias in Visalia, CA...MVP and captain two years...Averaged 15 points and eight rebounds...Played in the California junior college all-star game...Honorable mention all-American...Team finished 23-8 and was ranked in the state's Top 10 of

junior colleges.

High School: Graduate of Westinghouse High School in Chicago...Started three years and named all-conference three years...All-city one year...Averaged 15 points and 10 rebounds.

Personal: Born July 1, 1972...Son of Bennie and Lonnie Crosby...Majoring in Communications...Brother of professional basketball player Kandy Crosby.



#11 Darian DeVries


Guard — Freshman — 6-2 — 165 — HS — Aplington, IA

High School: Led team to two state titles at Aplington-Parkersburg High School and three state tournament appearances...Four-year starter with a team record of 91-9 overall...Averaged 23.3 points, 3.9 rebounds and 8.0 assists his senior year...Holds school records for

career assists (662), career points (1,802) and career steals (319)...Also holds school record for points scored in a single game (44)...Has a career free throw percentage of 81.1, another school mark...Three-time all-conference and two-time all-state...Member of the Iowa Select team which played in Australia...Earned four letters each in basketball and baseball, three each in football and tennis and one in track...Twice named to the Class 2A all-tournament basketball team...Scored 38 points in the state championship game his sophomore year...Has played in nine state tournament games...NICL MVP, state AAU MVP in 1992, McDonald's all-American nominee in basketball...In football, two-time all-conference, two-time all-

state defensive back and quarterback and advanced to the state semifinals twice...Appeared in the state tennis tournament once and was an all-conference pick twice in baseball.

Personal: Born April 7, 1975...Son of Vern and Marge DeVries...Majoring in elementary education.




#5 Kevin Griffin

Guard-Forward — Freshman — 6-4 — 180 — HS — Racine, WI

High School: Won three letters in basketball at St. Catherine's High School...Team won the Wisconsin Independent Scholastic School state championships in 1992 and 1993...McDonald's honorable mention all-American...First team all-county two

years, team MVP as a sophomore, all-conference two years...State all-tournament team pick...Averaged 17.9 points, 9.0 rebounds, 2.4 blocked shots while shooting 69 percent from the field and 77 percent at the line.

Personal: Born June 3, 1975...Son of William and Barbara Griffin...Majoring in communications/broadcasting...Nicknamed "Griff" or "Disco".



#23 Sredrick Robinson

Guard — Freshman — 5-9 — 170 — HS — Waterloo, IA

High School: Earned two consecutive nominations to the Iowa Newspaper Association's all-state team...Honorable mention all-state in 1991...Finished second in the balloting for the 1993 Mr. Basketball award...Mississippi Valley Conference leading scorer in 1993 and

league MVP...First team all-Metro and all-conference three straight years and two-time team captain...Selected to the 1993 Dr. Pepper All-Star team and the northwest district's MVP...Freshman team won the 1990 Class 3A state title...The next two years, team placed second and third...As a senior, team eliminated in first round by eventual state champion...Leading scorer in 1992 state tournament and all-tournament team selection...Scored 42 points in a sub-state final victory over West Waterloo...Winner of the Clyde Artus Memorial Award, an honor given by the Waterloo Courier to each of the six metro high schools' MVPs...KBBC Radio's "Waterloo Senior Athlete of the Year"...Holds the school record for 17 assists in a game (vs. Iowa City High) and for scoring 34 points in a half against Waterloo West...Played three different positions in football — wide receiver, quarterback and defensive back and earned all-state in 1992 in the secondary...Des Moines Register Elite all-stater in '92 and a first team all-conference and all-Metro pick in '91 and '92...Football team captain two years...Conference Player of the Year in '92 and selected for the Shrine Game in 1993.

Personal: Nicknamed "Snake"...Born January 1, 1975...Son of Shirley Robinson...Majoring in elementary education...Rotary Club "Senior Student of the Month" and Partners in Education "Student of the Month".


1992-93 — A Look Back

Northern Iowa men's basketball team finished the 1992-93 season with a 63-59 loss March 6 to fourth-seeded Drake in the first round of the Missouri Valley Conference post-season tournament held at The Arena in St. Louis.

Seeded fifth in the tournament, the Panthers' third straight loss dropped them to 12-15 overall, while finishing with an 8-10 league mark, placing them sixth in the final standings. UNI's 12 wins overall and eight in the MVC added up to a two-game improvement over the previous year's record of 10-18 overall, 6-12 in the league.

The Panthers had split with the Bulldogs during the regular season. UNI came out strong in the first half of the tourney game, leading 31-20 at halftime and holding a 21-13 edge in rebounding. After going up by 13 points at the start of the second half, Drake steadily whittled away at the lead. UNI had a 39-29 lead at the 15:13 mark, but failed to score again until 11:34 was remaining, allowing Drake to pull within five points at 41-36. The Bulldogs tied the game at 45 with 7:57 left and the Panthers never had the lead after that.

The last tie was at 52-all with 3:38 remaining and UNI again suffered a drought, not scoring again until there was 55 seconds left, whereas Drake took a 57-52 lead. A controversy arose surrounding the number of timeouts UNI had remaining, with the official scorebook saying UNI was out. According to the television announcers and several other reporters at the game, a timeout taken by Drake at the 2:08 mark was mistakenly credited to UNI.



Randy Blocker was a first team all-conference pick and also was named to the league's all-Newcomer team.

UNI trailed 57-54 with 51 seconds remaining after Brian Carpenter hit two free throws. With 37 seconds left, UNI's Jon Ellis was called for a foul on a putback and the basket was disallowed. Brian Jones' three-point basket with 29.2 seconds left found UNI trailing 59-57. The Bulldogs made four free throws in the waning seconds and a layup with four seconds left by Randy Blocker provided the final 63-59 margin.

UNI was led by MVC honorable mention all-conference pick, junior guard Cam Johnson, with 20 points, who hit five-of-eight shots from the field, including three-of-three three-pointers, in addition to seven-of-10 free throws. First team all-conference pick, junior forward Blocker, who also was named to the all-Newcomer team, scored 18 points and grabbed eight rebounds, while sophomore guard Carpenter added 10 points, four assists and two steals.

The Panthers opened the season with a 30-point, 96-66 victory over Buffalo, but then they lost three straight — against in-state rivals Iowa State, 74-67, and 18th-ranked Iowa, 64-44 —

Sophomore guard Brian Carpenter provided some excitement with his clutch baskets, including tossing up the winning basket at Drake as time expired in overtime.

- UNI finished the 1992-93 season with a 12-15 overall mark and an 8-10 record in the MVC
- UNI was picked to finish seventh in the MVC preseason poll and finished sixth. Randy Blocker was a first team all-conference selection and also was named to the all-Newcomer team, while Cam Johnson was an honorable mention all-conference selection.
- Blocker was the only player to receive MVC Player of the Week honors — on February 1.
- Center Terry Merfeld was an Academic All-Conference pick.
- Blocker finished second in the league in scoring, third in rebounding and seventh in field goal percentage. Johnson finished 11th in scoring, ninth in field goal percentage, first in three-point field goal percentage and was tied for second in steals.
- Coach Miller reached personal milestones, capturing his 500th career victory and 100th at UNI.

and to talented Cal State-Fullerton, 66-55. The rest of the season saw UNI put together a string of only two consecutive wins four times, never being able to win three straight. UNI's wins at the end of the season, in four of the last seven regular season games, included defeating upper echelon Valley clubs Southern Illinois, Drake and Southwest Missouri State, before losing the last two straight heading into the tournament.

The Panthers also found a way to win the close games more often than the previous campaign, when they lost nine games by less than 10 points and six games by five or fewer points. Last season, they won 11 games decided by 10 or fewer points, and lost six of those that were that close. They also won both overtime games played — against Wichita State and Drake. However, 1992-93 was the third straight year for UNI to finish under .500 after ending 23-9 in 1989-90. The Panthers were 13-19 in 1990-91.

Head Coach Eldon Miller managed to reach personal milestones during 1992-93, though he will be the first to say personal victories are not as important as team victories. He captured his 500th career victory with the Panthers' 59-52 win January 30 in the UNI-Dome against Indiana State and garnered his 100th UNI win February 24 at home with a 54-53 win over Southwest Missouri State.

1992-93 Boxscores

UNI 96, Buffalo 66

Dec. 3, 1992 — Cedar Falls, IA

Player	FG-FGA	3PT-3PTA	FT-FTA	R	PF	A	PTS
Cross	2-3	0-0	0-0	0	1	0	4
Genaway	2-8	0-0	0-0	6	4	1	4
Chambers	4-11	0-0	1-3	7	5	2	9
Johnson	2-12	0-1	0-0	2	4	0	4
Brown	9-16	0-0	7-10	4	2	0	25
Trowers	2-6	0-0	1-2	0	5	0	5
Cox	1-3	0-0	2-2	4	6	2	4
Thompson	0-1	0-0	0-0	0	0	0	0
Hasan	0-0	0-0	1-2	0	0	0	1
Wilson	2-3	0-0	0-0	1	5	0	4
Roets	3-4	0-0	0-1	2	3	0	6
TOTALS	27-67	0-1	12-20	26	34	5	66

Northern Iowa 96

Player	FG-FGA	3PT-3PTA	FT-FTA	R	PF	A	PTS
Jones	4-9	1-2	2-4	9	2	4	11
Blocher	8-14	0-0	6-6	8	2	2	22
Rice	1-2	0-0	0-0	2	3	0	2
Carpenter	1-3	0-0	2-2	2	3	0	4
Johnson	6-8	0-0	8-10	4	2	1	20
Ellis	7-9	0-0	8-9	9	3	0	22
Madlock	1-1	0-0	5-10	1	0	2	7
Vandeven	0-0	0-0	2-2	2	2	0	0
Merfeld	0-0	0-0	0-0	1	0	0	0
Hammar	0-2	0-0	2-3	2	1	0	2
Holterhaus	1-2	0-0	2-3	2	1	0	2
TOTALS	29-50	1-2	37-48	46	18	9	96

Halftime—UNI 49, Buffalo 35. FG Percentage—BU 40.3, UNI 58.0. FT Percentage—BU 60.0, UNI 77.1. Turnovers—BU 15, UNI 20. Blocked Shots—BU 1, UNI 5. Steals—BU 12, UNI 10. Attend.—2,794.

Iowa State 74, UNI 67

Dec. 6, 1992 — Cedar Falls, IA

Player	FG-FGA	3PT-3PTA	FT-FTA	R	PF	A	PTS
Holberg	3-7	1-2	1-2	7	0	0	8
Eaton	2-3	0-0	2-4	7	3	0	6
Michalik	6-8	3-3	4-4	1	3	0	19
Bayless	5-6	4-5	5-6	2	1	4	19
Thigpen	7-15	1-2	3-5	3	1	1	18
Wheat	0-2	0-0	2-2	1	1	0	2
Brown	0-0	0-0	0-0	0	2	0	0
Bergman	0-1	0-1	0-0	0	1	0	0
Meyer	1-3	0-0	0-0	0	1	0	2
TOTALS	24-45	9-13	17-24	24	13	5	74

Northern Iowa 67

Player	FG-FGA	3PT-3PTA	FT-FTA	R	PF	A	PTS
Jones	3-11	2-5	0-0	6	4	1	8
Blocher	9-13	1-1	0-0	5	4	1	19
Rice	4-4	0-0	2-2	2	0	1	10
Carpenter	1-5	0-1	1-2	4	3	2	3
Johnson	6-11	0-0	0-1	3	4	1	12
Ellis	1-4	0-0	2-2	6	1	1	4
Madlock	4-4	0-0	1-2	1	3	1	9
Hammar	1-3	0-0	0-0	0	0	0	2
TOTALS	29-55	3-7	6-9	31	19	8	67

Halftime—Iowa State 42, UNI 34. FG Percentage—ISU 53.3, UNI 52.7. FT Percentage—ISU 73.9, UNI 66.7. Turnovers—ISU 9, UNI 10. Blocked Shots—ISU 0, UNI 1. Steals—ISU 3, UNI 6. Attend.—9,327.

Iowa 64, UNI 44

Dec. 8, 1992 — Iowa City, IA

Player	FG-FGA	3PT-3PTA	FT-FTA	R	PF	A	PTS
Jones	0-4	0-2	1-2	4	3	1	1
Blocher	5-16	0-1	2-2	6	3	3	12
Rice	2-2	0-0	0-0	3	0	0	4
Carpenter	5-10	1-2	0-0	4	3	2	11
Johnson	2-12	0-3	2-4	7	1	1	6
Madlock	0-2	0-0	0-0	2	2	0	0
Ellis	1-7	0-0	0-0	3	3	3	2
Hammar	3-6	0-0	0-0	1	4	0	2
Merfeld	1-2	0-0	0-0	1	1	0	2
Vandeven	0-0	0-0	0-0	1	0	0	0
Holterhaus	0-0	0-0	0-0	2	1	0	0
TOTALS	19-61	1-8	5-8	38	21	10	44

Iowa 64

Player	FG-FGA	3PT-3PTA	FT-FTA	R	PF	A	PTS
Winters	1-5	0-0	7-8	9	2	1	9
Street	6-10	0-0	4-4	8	4	1	16
Earl	1-8	0-0	3-4	5	0	0	5
Smith	1-5	0-0	0-0	5	3	4	2
Barnes	9-16	0-1	3-3	4	1	2	21
Murray	2-9	0-1	3-3	4	1	1	5
Bartels	0-2	0-0	1-2	4	3	1	1
Webb	1-4	0-1	0-1	4	0	0	2
Lookingbill	0-1	0-0	3-6	1	0	1	3
Glasper	0-0	0-0	0-0	1	0	0	0
TOTALS	21-60	0-5	22-30	50	15	11	64

Halftime—Iowa 36, UNI 12. FG Percentage—UNI 31.1, Iowa 35.0. FT Percentage—UNI 62.5, Iowa 73.3. Turnovers—UNI 26, Iowa 25. Blocked Shots—UNI 6, Iowa 8. Steals—UNI 18, Iowa 15. Attend.—15,213.

Cal State-Fullerton 66, UNI 55

Dec. 10, 1992 — Cedar Falls, IA

Player	FG-FGA	3PT-3PTA	FT-FTA	R	PF	A	PTS
Bowen	6-11	0-1	5-7	7	2	3	17
Kemp	4-5	0-0	0-2	4	4	1	8
Williams	6-7	0-0	1-1	6	2	1	13
Leary	2-7	2-4	1-2	2	3	0	7
Sunderland	4-7	0-2	5-6	1	1	5	13
Satalowich	0-0	0-0	0-0	2	3	1	0
Metoey	0-0	0-0	0-0	0	0	0	0
Bernard	1-2	1-2	0-1	2	2	1	3
Vernon	2-4	0-1	1-1	1	1	1	5
TOTALS	25-43	3-10	13-20	26	18	13	66

Northern Iowa 55

Player	FG-FGA	3PT-3PTA	FT-FTA	R	PF	A	PTS
Jones	2-9	0-3	0-0	5	4	1	4
Blocher	2-10	0-0	6-6	12	0	0	10
Rice	0-2	0-0	0-0	2	2	0	0
Carpenter	0-0	0-0	0-0	1	0	0	0
Johnson	6-15	0-1	9-9	5	0	0	21
Ellis	1-8	0-0	2-6	3	4	1	4
Madlock	4-12	0-2	0-0	4	2	1	8
Vandeven	0-1	0-0	0-0	2	1	0	0
Hammar	3-4	0-0	0-0	1	3	0	6
Holterhaus	1-1	0-0	0-0	2	0	0	2
TOTALS	19-61	0-6	17-21	39	16	3	55



Cam Johnson scores a layup against Buffalo.

Halftime—CS-F 32, UNI 19. FG Percentage—CS-F 58.1, UNI 31.1. FT Percentage—CS-F 65.0, UNI 80.9. Turnovers—CS-F 19, UNI 15. Blocked Shots—CS-F 7, UNI 2. Steals—CS-F 9, UNI 10. Attend.—1,894.

UNI 61, Nebraska-Omaha 51

Dec. 13, 1992 — Cedar Falls, IA

Player	FG-FGA	3PT-3PTA	FT-FTA	R	PF	A	PTS
Young	1-1	0-0	1-2	1	5	0	3
Howard	4-14	0-0	8-10	8	3	1	16
Skokan	3-8	0-0	1-6	7	3	0	7
Walker	6-14	0-1	0-0	1	2	0	12
Stubblefield	1-2	0-0	1-2	3	5	2	3
Conley	1-5	0-4	2-2	2	1	0	4
Dougherty	2-2	0-0	0-1	1	1	0	4
Haugh	1-5	0-2	0-0	1	1	0	2
Kildare	0-0	0-0	0-0	0	0	1	0
Elrod	0-5	0-1	0-0	3	0	1	0
TOTALS	19-56	0-8	13-23	29	21	5	51

Northern Iowa 61

Player	FG-FGA	3PT-3PTA	FT-FTA	R	PF	A	PTS
Ellis	4-9	0-1	0-0	6	5	1	8
Blocher	9-17	0-1	7-7	11	2	1	25
Rice	0-2	0-0	2-2	0	2	0	2
Madlock	1-3	0-1	4-5	2	2	4	6
Johnson	4-9	1-2	3-5	7	3	1	12
Jones	1-1	0-0	0-0	2	1	0	2
Vandeven	1-2	0-0	0-0	5	2	1	2
Merfeld	0-0	0-0	0-0	2	2	0	0
Hammar	1-2	0-0	0-2	2	4	0	2
Holterhaus	0-2	0-0	2-2	3	1	0	2
TOTALS	21-47	1-5	18-23	44	24	8	61

Halftime—Nebraska-Omaha 28, UNI 25. FG Percentage—UNO 33.9, UNI 44.7. FT Percentage—UNO 56.5, UNI 78.3. Turnovers—UNO 11, UNI 25. Blocked Shots—UNO 3, UNI 1. Steals—UNO 9, UNI 5. Attend.—1,679.

St. Bonaventure 74, UNI 63

Dec. 19, 1992 — St. Bonaventure, NY

Player	FG-FGA	3PT-3PTA	FT-FTA	R	PF	A	PTS
Johnson	5-12	1-1	2-4	3	2	3	13
Blocher	9-17	0-0	6-9	7	2	0	24
Merfeld	1-3	0-0	0-0	2	1	0	2
Madlock	1-2	0-0	2-2	1	1	3	4
Carpenter	3-7	0-1	1-2	3	2	1	7
Ellis	3-4	0-0	1-2	4	4	2	7
Jones	0-2	0-1	2-2	1	3	0	2
Hammar	1-1	0-0	0-0	1	2	0	2
Sims	1-2	0-0	0-0	0	3	0	2
TOTALS	24-50	1-3	14-21	27	20	9	63

St. Bonaventure 74

Player	FG-FGA	3PT-3PTA	FT-FTA	R	PF	A	PTS
Moore	11-24	0-0	6-10	6	2	4	28
Mance	5-9	2-4	6-8	6	1	2	18
Quackenbush	0-3	0-1	4-4	9	3	1	4
Nelson-Richards	7-10	4-6	0-0	3	3	1	18
Brower	0-5	0-1	0-0	5	1	1	0
Hemelaer	1-3	0-0	2-3	1	3	0	4
Mobley	0-1	0-0	0-0	1	0	0	0
Vanterpool	0-1	0-1	2-2	3	3	6	2
TOTALS	24-56	6-13	20-27	37	16	15	74

Halftime—UNI 27, SBU 25. FG Percentage—UNI 48.0, SBU 42.9. FT Percentage—UNI 66.7, SBU 74.1. Turnovers—UNI 21, SBU 27. Blocked Shots—UNI 3, SBU 1. Steals—UNI 15, SBU 12. Attend.—3,125.

Northern Iowa 76, Eastern Kentucky 73

Dec. 29, 1992 — Cedar Falls, IA

Player	FG-FGA	3PT-3PTA	FT-FTA	R	PF	A	PTS
C.Brown	2-9	1-5	2-2	5	4	4	7
Allen	4-7	1-1	2-2	2	5	1	11
Maye	2-6	0-0	0-2	6	0	0	4
Johnson	5-7	1-2	3-3	1	4	3	14
A.Brown	1-2	0-0	2-2	0	1	0	4
Divine	3-6	2-4	2-2	2	3	0	10
Hahn	2-2	0-0	0-0	0	1	0	4
Crittendon	3-8	0-0	3-3	4	3	3	9
Doss	0-0	0-0	0-0	1	2	0	0
Holmes	4-7	0-0	2-4	4	3	1	10
TOTALS	26-54	5-12	16-20	28	26	12	73

Northern Iowa 76

Player	FG-FGA	3PT-3PTA	FT-FTA	R	PF	A	PTS
Ellis	2-4	1-2	7-8	5	1	3	12
Blocher	9-16	0-0	4-6	8	3	2	22
Merfeld	1-3	0-0	0-0	1	1	2	2
Madlock	2-2	0-0	1-2	3	0	5	5
Johnson	8-15	1-1	6-6	5	2	2	23
Jones	1-2	1-1	0-0	2	3	0	3
Carpenter	0-4	0-1	2-2	0	1	2	2
Rice	0-0	0-0	0-0	1	0	0	0
Hammar	0-1	0-0	2-4	3	2	0	2
Sims	2-3	0-0	1-2	3	3	1	5
Daisy	0-3	0-2	0-0	1	0	1	0
TOTALS	25-53	3-7	23-30	35	16	18	76

Halftime—UNI 39, ECU 32. FG Percentage—EKU 48.1, UNI 47.2. FT Percentage—EKU 80.0, UNI 76.7. Turnovers—EKU 18, UNI 14. Blocked Shots—EKU 3, UNI 3. Steals—EKU 7, UNI 6. Attend.—3,238.

Northern Iowa 75, Tulsa 66

Jan. 3, 1993 — Tulsa, OK

Player	FG-FGA	3PT-3PTA	FT-FTA	R	PF	A	PTS
Ellis	5-10	1-2	4-7	4	4	1	15
Daisy	4-8	0-0	1-2	4	1	2	9
Madlock	1-1	0-0	3-4	4	0	3	5
Jones	2-3	0-1	0-0	3	2	0	4
Carpenter	0-1	0-0	0-0	1	4	1	0
Johnson	2-6	0-1	4-4	2	1	1	8
Blocher	9-17	0-0	9-13	10	3	3	27
Merfeld	3-5	0-0	1-2	8	4	0	7
Hammar	0-0	0-0	0-1	0	2	0	0
Sims	0-2	0-0	0-0	0	3	0	0
TOTALS	26-55	1-4	22-33	46	24	11	75

Player	FG-FGA	3PT-3PTA	FT-FTA	R	PF	A	PTS
Williamson	2-3	0-0	0-0	1	3	5	4
Morse	2-9	1-4	2-2	5	1	2	7
Malham	5-12	0-1	0-1	2	4	1	10
Love	2-5	0-3	3-4	3	2	1	7
Bonner	0-2	0-1	0-0	2	1	0	1
Huffman	2-10	1-5	3-4	3	4	1	8
Wright	2-4	0-0	4-5	4	1	0	8
Collier	6-12	1-5	4-6	5	3	1	17
Rollo	2-7	0-0	1-3	5	0	1	5
Dawkins	0-1	0-0	0-0	2	4	2	0
TOTALS	23-65	3-19	17-25	34	23	15	66

Halftime—UNI 31, Tulsa 30. FG Percentage—UNI 47.3, UT 35.4. FT Percentage—UNI 66.7, UT 68.0. Turnovers—UNI 20, UT 19. Blocked Shots—UNI 3, UT 1. Steals—UNI 6, UT 7. Attend.—5,439.

Southern Illinois 88, Northern Iowa 66

Jan. 9, 1993 — Carbondale, IL

Player	FG-FGA	3PT-3PTA	FT-FTA	R	PF	A	PTS
Ellis	2-5	0-1	0-0	0	4	0	4
Blocher	4-9	0-0	6-11	5	1	0	14
Jones	0-1	0-0	0-0	0	1	0	0
Madlock	1-4	0-1	0-1	4	4	4	2
Johnson	8-12	2-3	0-1	4	4	0	18
Daisy	4-10	0-1	5-5	2	3	0	13
Carpenter	3-3	0-0	2-3	2	1	1	8
Vandeven	0-0	0-0	0-0	0	0	0	0
Merfeld	3-4	0-0	0-0	0	4	0	6
Rice	1-3	0-0	0-0	1	1	0	2
Holterhaus	0-1	0-0	0-0	1	1	0	0
Sims	1-1	0-0	0-0	5	3	0	2
TOTALS	27-53	2-6	13-21	24	27	6	69

Player	FG-FGA	3PT-3PTA	FT-FTA	R	PF	A	PTS
Pavloic	2-6	0-1	3-4	5	4	1	7
Timmons	3-7	0-0	1-2	4	2	4	7
Amaya	7-14	0-1	1-4	12	2	0	15
Lowery	6-7	2-3	0-3	0	3	5	14
Bell	3-5	0-0	3-6	1	1	5	9
DaSilva	0-0	0-0	4-6	3	0	0	4
Lusk	3-5	2-4	3-5	1	3	0	11
Johnson	3-3	1-1	2-4	3	2	3	9
Pace	0-1	0-1	0-0	1	1	0	0
Hughley	0-0	0-0	0-0	0	0	0	0
Greathouse	0-0	0-0	0-0	0	0	0	0
Carr	5-6	0-0	0-0	5	4	0	10
Stewart	0-0	0-0	0-0	0	0	0	0
Burzynski	1-1	0-0	0-0	0	0	0	2
TOTALS	33-55	5-11	17-34	40	22	18	88

Halftime—SIU 48, UNI 33. FG Percentage—UNI 50.9, SIU 60.0. FT Percentage—UNI 61.9, SIU 50.0.



Brian Jones drives around an Indiana State player in the UNI-Dome.

Turnovers—UNI 23, SIU 18. Blocked Shots—UNI 1, SIU 4. Steals—UNI 8, SIU 10. Attend.—6,022.

Northern Iowa 61, Eastern Kentucky 59

January 13, 1993 — Richmond, KY

Player	FG-FGA	3PT-3PTA	FT-FTA	R	PF	A	PTS
Ellis	1-5	0-1	0-1	3	1	1	2
Blocher	4-10	0-0	8-10	12	3	1	16
Merfeld	2-6	0-0	1-2	9	1	1	5
Johnson	3-6	1-2	0-1	4	2	3	7
Madlock	2-3	1-1	0-0	0	0	3	5
Jones	2-3	1-1	0-0	1	0	0	5
Daisy	5-7	1-1	1-2	3	4	0	12
Carpenter	0-2	0-0	1-2	1	0	1	1
Rice	4-4	0-0	0-1	1	2	1	8
TOTALS	23-46	4-6	11-19	34	13	11	61

Player	FG-FGA	3PT-3PTA	FT-FTA	R	PF	A	PTS
Allen	8-17	1-6	1-2	9	3	4	18
Doss	1-3	0-1	2-3	2	3	2	4
Crittendon	7-9	0-0	0-0	8	4	2	14
Brown	2-9	0-4	0-0	2	1	1	4
Johnson	0-0	0-2	5-6	2	3	3	9
Kinder	0-0	0-0	0-0	0	1	0	0
Divine	1-1	1-1	1-2	2	1	2	4
Hahn	2-6	2-4	0-2	3	2	3	6
Holmes	0-2	0-0	0-0	2	0	0	0
TOTALS	23-55	4-18	9-15	31	18	17	59

Halftime—EKU 28, UNI 28. FG Percentage—UNI 50.0, ECU 41.8. FT Percentage—UNI 57.9, ECU 60.0. Turnovers—UNI 14, ECU 11. Blocked Shots—UNI 2, ECU 1. Steals—UNI 4, ECU 9. Attend.—2,700.

Tulsa 66, UNI 61

January 16, 1993 — Cedar Falls, IA

Player	FG-FGA	3PT-3PTA	FT-FTA	R	PF	A	PTS
Huffman	4-9	1-1	2-3	5	4	2	11
Collier	3-8	0-0	0-0	5	4	1	6
Malham	3-6	1-2	3-3	7	5	3	10
Morse	5-13	0-4	5-6	3	3	1	15
Dawkins	1-4	0-0	0-0	6	0	2	2
Williamson	0-0	0-0	0-0	0	2	1	0
Love	5-9	4-5	0-0	1	1	1	14
Wright	4-4	0-0	0-1	6	1	1	8
Rollo	0-0	0-0	0-0	1	2	0	0
TOTALS	25-53	6-12	10-13	36	22	12	66

Northern Iowa 61

Player	FG-FGA	3PT-3PTA	FT-FTA	R	PF	A	PTS
Ellis	2-6	0-0	2-3	2	4	1	6
Blocher	7-15	0-0	2-3	4	2	1	16
Merfeld	1-3	0-1	0-0	2	2	0	2
Madlock	1-2	1-1	1-2	1	2	4	4
Johnson	5-10	2-2	8-9	6	2	3	20
Jones	0-0	0-0	0-0	0	0	0	0
Carpenter	1-1	0-0	0-0	1	1	0	2
Rice	1-2	0-0	0-0	0	2	0	2
Daisy	3-7	0-1	3-4	3	2	1	9
TOTALS	21-46	3-5	16-21	21	17	10	61

Halftime—Tulsa 41, UNI 24. FG Percentage—UT 47.2, UNI 45.6. FT Percentage—UT 76.9, UNI 76.2. Turnovers—UT 16, UNI 14. Blocked Shots—UT 1, UNI 3. Steals—UT 7, UNI 6. Attend.—3,869.

UNI 74, Wichita State 72 (OT)

January 18, 1993 — Cedar Falls, IA

Player	FG-FGA	3PT-3PTA	FT-FTA	R	PF	A	PTS
Johnson	6-7	0-0	5-7	6	3	0	17
Wiggins	4-6	0-0	0-0	6	5	1	8
Smith	7-10	0-0	0-2	11	3	3	14
Elstun	1-8	0-6	0-1	3	4	2	2
Bolden	2-3	0-1	1-3	3	4	2	5
Hunt	4-8	1-2	2-4	4	1	0	11
Herris	3-3	2-2	0-0	4	0	2	8
Scott	2-5	0-0	3-4	2	1	0	7
TOTALS	29-50	3-11	11-21	40	21	10	72

Player	FG-FGA	3PT-3PTA	FT-FTA	R	PF	A	PTS
Johnson	7-17	2-3	5-6	6	1	2	21
Rice	0-1	0-0	0-0	0	0	0	0
Merfeld	1-3	0-0	1-2	4	2	0	3
Madlock	2-4	1-1	3-3	4	4	1	8
Daisy	3-13	0-4	1-2	0	2	1	7
Ellis	2-3	0-1	0-0	4	0	2	4
Jones	0-1	0-1	0-1	0	0	0	0
Carpenter	0-3	0-2	0-0	1	3	1	0
Blocher	13-19	0-0	3-4	8	5	1	29
Sims	0-1	0-0	2-2	0	2	0	2
TOTALS	28-65	3-12	15-20	29	19	8	74

Halftime—UNI 33, WSU 32. Regulation—UNI 62, WSU 62. FG Percentage—WSU 58.0, UNI 43.1. FT Percentage—WSU 52.4, UNI 75.0. Turnovers—WSU 19, UNI 12. Blocked Shots—WSU 4, UNI 0. Steals—WSU 6, UNI 11. Attend.—2,372.

Indiana State 69, UNI 59

January 23, 1993 — Terre Haute, IN

Player	FG-FGA	3PT-3PTA	FT-FTA	R	PF	A	PTS
Johnson	5-10	3-4	0-0	0	1	4	13
Blocher	7-16	0-1	2-4	9	3	0	16
Merfeld	5-5	0-0	0-0	10	3	0	10
Madlock	2-2	0-0	0-2	3	3	2	4
Daisy	5-17	1-6	0-0	3	3	2	11
Ellis	1-5	0-0	0-0	3	1	0	2
Carpenter	1-5	1-4	0-0	1	2	3	3
Vandeven	0-0	0-0	0-0	0	0	0	0
Rice	0-0	0-0	0-0	0	2	0	0
Sims	0-0	0-0	0-0	0	0	0	0
TOTALS	26-60	5-15	2-6	33	18	11	59

Player	FG-FGA	3PT-3PTA	FT-FTA	R	PF	A	PTS
Gilbert	4-7	1-2	2-2	6	2	0	11
Burgess	3-12	0-0	4-6	8	0	2	10
Carr	1-1	0-0	0-0	3	2	1	2
Johnson	1-5	0-0	0-0	2	1	4	2
Thomas	6-10	4-6	5-6	2	1	2	21
Edwards	3-5	0-0	4-7	6	2	0	10
McGee	0-1	0-0	0-0	1	0	0	0
Thompson	3-7	1-3	0-1	3	0	0	7
Johnson	1-3	0-0	0-2	3	2	0	2
Jovanovich	2-2	0-0	0-0	2	0	2	4
TOTALS	24-53	6-11	15-24	37	10	11	69

Halftime—ISU 31, UNI 25. FG Percentage—UNI 43.3, ISU 45.3. FT Percentage—UNI 33.3, ISU 62.5. Turnovers—UNI 15, ISU 15. Blocked Shots—UNI 2, ISU 4. Steals—UNI 10, ISU 11. Attend.—5,487.

Southwest Missouri State 72, UNI 49

January 25, 1993 — Springfield, MO

Northern Iowa 49

Player	FG-FGA	3PT-3PTA	FT-FTA	R	PF	A	PTS
Johnson	3-8	1-2	2-2	2	3	5	9
Blocher	8-15	0-0	4-8	7	2	2	20
Merfeld	1-3	0-0	0-0	4	2	0	2
Madlock	2-4	0-0	0-0	2	2	4	4
Daisy	2-8	0-3	4-4	0	2	2	8
Carpenter	0-4	0-1	0-0	2	2	1	0
Jones	1-4	1-1	1-4	3	1	0	4
Rice	0-0	0-0	0-0	2	2	0	0
Sims	0-0	0-0	0-0	0	0	0	0
Vandeven	1-2	0-0	0-0	3	3	0	2
Holterhaus	0-0	0-0	0-0	0	2	0	0
TOTALS	18-48	2-7	11-18	28	21	14	49

Southwest Missouri State 72

Player	FG-FGA	3PT-3PTA	FT-FTA	R	PF	A	PTS
Perry	3-7	0-0	1-2	2	2	1	7
Axley	3-8	0-1	0-0	6	2	3	6
Thomas	1-4	0-0	2-2	10	3	3	4
Murdock	5-10	4-8	4-6	4	2	8	18
Crawford	8-10	2-2	1-2	2	2	4	19
Graves	0-2	0-0	0-0	4	1	1	0
Ribble	0-0	0-0	0-0	1	0	0	0
Albright	0-0	0-0	0-0	0	0	0	0
Davis	4-5	0-0	5-6	3	2	1	13
Edwards	2-3	0-0	1-2	1	1	0	5
Schellemans	0-1	0-0	0-0	1	0	0	0
Wilson	0-3	0-0	0-2	3	0	0	0
Bright	0-0	0-0	0-0	0	0	0	0
TOTALS	26-53	6-11	14-22	38	15	21	72

Halftime—SMSU 29, UNI 20. FG Percentage—UNI 37.5, SMSU 49.1. FT Percentage—UNI 61.1, SMSU 63.3. Turnovers—UNI 10, SMSU 9. Blocked Shots—UNI 4, SMSU 0. Steals—UNI 7, SMSU 7. Attend.—6,824.

Northern Iowa 60, Creighton 58

January 28, 1993 — Cedar Falls, IA

Creighton 58

Player	FG-FGA	3PT-3PTA	FT-FTA	R	PF	A	PTS
Tucker	0-1	0-0	2-2	4	4	3	2
Vanderheydt	6-11	0-0	4-4	3	4	0	16
Amos	9-15	0-1	3-5	7	3	2	21
Singleton	2-4	2-2	0-1	2	4	4	6
Petty	5-9	1-3	0-0	1	3	3	11
Bey	0-0	0-0	0-0	1	0	0	0
Halligan	1-1	0-0	0-0	0	1	1	2
TOTALS	23-41	3-6	9-12	21	19	13	58

Northern Iowa 60

Player	FG-FGA	3PT-3PTA	FT-FTA	R	PF	A	PTS
Blocher	9-17	0-0	3-4	3	2	1	21
Vandeven	2-3	0-0	1-3	3	2	0	5
Merfeld	3-7	0-0	0-0	9	2	0	6
Madlock	0-0	0-0	0-0	1	1	2	0
Johnson	6-13	0-2	5-6	4	1	3	17
Ellis	0-0	0-0	0-0	2	0	0	0
Jones	1-2	1-2	4-7	4	4	1	7
Daisy	2-6	0-0	0-0	1	0	0	4
Carpenter	0-1	0-0	0-0	0	1	1	0
Sims	0-0	0-0	0-0	1	3	0	0
TOTALS	23-49	1-4	13-20	28	16	8	60

Halftime—CU 27, UNI 23. FG Percentage—CU 56.1, UNI 46.9. FT Percentage—CU 75.0, UNI 65.0. Turnovers—CU 15, UNI 14. Blocked Shots—CU 1, UNI 1. Steals—CU 4, UNI 6. Attend.—2,378.

UNI 59, Indiana State 52


January 30, 1993 — Cedar Falls, IA

Indiana State 52

Player	FG-FGA	3PT-3PTA	FT-FTA	R	PF	A	PTS
Edwards	1-4	0-0	0-0	7	4	0	2
Burgess	4-7	0-0	1-2	3	1	0	9
Gilbert	0-1	0-0	0-0	6	4	0	0
Johnson	2-9	0-4	4-4	1	1	1	8
Thomas	8-16	4-9	5-6	2	2	1	25
Thompson	0-1	0-1	1-2	2	3	2	1
Harris	0-0	0-0	0-0	0	2	0	0
Johnson	1-4	0-0	0-0	0	1	0	2
Jovanovich	2-5	1-2	0-0	2	1	0	5
TOTALS	18-47	5-26	11-14	27	19	4	52

Northern Iowa 59

Player	FG-FGA	3PT-3PTA	FT-FTA	R	PF	A	PTS
Blocher	10-14	0-0	6-6	10	1	0	26
Vandeven	0-0	0-0	1-2	4	0	1	1
Merfeld	0-1	0-0	6-9	4	2	1	6
Madlock	0-0	0-0	2-3	0	4	2	2



Brian Carpenter protects the ball against a Bradley player.

Player	FG-FGA	3PT-3PTA	FT-FTA	R	PF	A	PTS
Johnson	2-5	0-2	0-0	1	3	0	4
Ellis	0-0	0-0	0-0	0	2	0	0
Jones	2-6	1-5	2-2	5	0	1	7
Daisy	4-9	1-3	2-2	2	2	0	11
Carpenter	0-3	0-2	0-0	0	0	1	0
Rice	1-2	0-0	0-1	1	0	0	2
Sims	0-1	0-0	0-0	0	2	0	0
TOTALS	19-41	2-12	19-25	30	16	6	59

Halftime—UNI 25, ISU 22. FG Percentage—ISU 38.3, UNI 46.3. FT Percentage—ISU 78.6, UNI 76.0. Turnovers—ISU 16, UNI 14. Blocked Shots—ISU 0, UNI 8. Steals—ISU 6, UNI 12. Attend.—2,738.

Drake 69, UNI 59

February 4, 1993 — Cedar Falls, IA

Drake 69

Player	FG-FGA	3PT-3PTA	FT-FTA	R	PF	A	PTS
Daffney	4-9	1-2	9-9	4	2	2	18
Celestine	5-8	0-0	4-4	7	4	0	14
Stanley	1-4	0-0	0-0	3	0	0	2
Allen	2-6	0-0	0-0	5	2	0	4
Smith	7-18	0-2	3-3	4	2	1	17
Allen	3-6	0-1	4-5	1	0	0	10
Surla	0-0	0-0	0-0	1	1	0	0
Slater	1-4	0-0	2-2	3	3	1	4
King	0-0	0-0	0-0	0	1	0	0
TOTALS	23-55	1-5	22-23	29	15	4	69

Northern Iowa 59

Player	FG-FGA	3PT-3PTA	FT-FTA	R	PF	A	PTS
Jones	5-7	2-4	0-0	6	3	0	12
Vandeven	1-4	0-0	0-0	5	1	0	2
Merfeld	0-4	0-0	0-0	1	1	0	0
Madlock	2-2	1-1	0-1	2	2	4	5
Johnson	3-9	1-2	0-0	1	4	1	7
Ellis	0-0	0-0	0-0	0	2	0	0
Daisy	2-5	0-2	0-0	0	1	3	4
Carpenter	1-1	0-0	0-0	0	0	0	2
Blocher	9-14	0-0	0-2	6	1	3	18
Veltrap	0-0	0-0	0-0	1	0	0	0
Hammar	4-5	0-0	1-2	8	3	2	9
TOTALS	27-51	4-9	1-5	32	18	13	59

Halftime—UNI 27, Drake 24. FG Percentage—DU 41.8, UNI 52.9. FT Percentage—DU 95.7, UNI 20.0. Turnovers—DU 8, UNI 18. Blocked Shots—DU 1, UNI 7. Steals—DU 6, UNI 4. Attend.—4,039.

Illinois State 69, UNI 49

February 6, 1993 — Cedar Falls, IA

Illinois State 69

Player	FG-FGA	3PT-3PTA	FT-FTA	R	PF	A	PTS
Taylor	1-3	0-0	4-4	8	1	1	6
Vandegarde	3-9	0-2	2-2	1	4	4	8
Hunter	5-7	0-0	2-4	7	1	2	12
Thomas	6-9	1-2	2-2	3	2	3	15
Wernhoener	3-5	0-1	0-0	3	2	2	6
Fitch	1-1	0-0	0-0	0	1	0	2
Kagel	1-1	0-0	0-0	0	0	0	2
Altadonna	1-2	0-1	1-1	0	1	0	3
Cooper	0-1	0-1	1-1	0	1	0	3
Litwiller	0-2	0-0	2-2	3	0	1	2
Kern	3-6	0-0	0-0	2	2	0	6
Porter	0-0	0-0	0-0	0	0	0	0
Barnes	3-3	1-1	0-0	1	3	0	7
TOTALS	27-49	2-8	13-15	29	18	13	69

Northern Iowa 49

Player	FG-FGA	3PT-3PTA	FT-FTA	R	PF	A	PTS
Jones	1-7	0-3	0-0	4	0	0	2
Vandeven	0-0	0-0	3-4	3	0	0	3
Merfeld	4-7	0-0	2-2	2	1	0	10
Madlock	1-4	0-1	0-1	3	3	1	2
Johnson	5-10	0-2	3-3	6	1	4	13
Ellis	0-1	0-0	2-2	2	1	0	2
Daisy	1-5	0-0	3-4	1	2	0	5
Carpenter	0-7	0-1	1-2	2	2	2	1
Blocher	0-2	0-0	0-0	2	1	0	0
Rice	3-5	0-0	1-3	2	2	0	7
Hammar	2-2	0-0	0-2	0	3	0	4
TOTALS	17-50	0-7	15-23	31	16	7	49

Halftime—ISU 30, UNI 14. FG Percentage—ISU 55.1, UNI 34.0. FT Percentage—ISU 86.7, UNI 65.2. Turnovers—ISU 17, UNI 18. Blocked Shots—ISU 1, UNI 1. Steals—ISU 11, UNI 9. Attend.—4,358.

Wichita State 63, UNI 47

February 11, 1993 — Wichita, KS

Northern Iowa 47

Player	FG-FGA	3PT-3PTA	FT-FTA	R	PF	A	PTS
Blocher	2-9	0-0	2-3	7	2	1	6
Vandeven	0-0	0-0	0-0	1	1	0	0
Merfeld	2-3	0-0	0-0	1	0	0	4
Madlock	1-2	0-0	0-0	1	1	3	2
Johnson	2-8	1-4	0-0	1	3	1	5
Ellis	1-2	0-0	0-0	3	2	1	2
Jones	1-8	0-3	0-0	4	4	3	2
Daisy	0-5	0-0	0-0	3	1	1	0
Carpenter	3-6	0-2	1-1	2	3	3	7
Rice	2-4	0-0	0-1	3	2	0	4
Hammar	5-9	0-0	1-2	3	4	0	11
Holterhaus	0-1	0-0	0-0	2	0	0	0
Sims	1-1	0-0	2-3	2	1	0	4
TOTALS	20-58	1-9	6-10	38	24	13	47

Wichita State 63

Player	FG-FGA	3PT-3PTA	FT-FTA	R	PF	A	PTS
Elstun	7-7	6-6	1-3	5	2	1	21
Wiggins	1-1	0-0	1-3	6	2	3	3
Smith	5-9	0-0	0-0	2	0	2	10
Hunt	1-5	0-2	2-2	4	0	7	4
Bolden	4-9	3-5	2-3	3	1	1	13
Joyner	1-1	0-0	0-0	0	0	1	2
Johnson	1-1	0-0	3-4	2	4	1	5
Conn	0-1	0-0	2-2	0	0	0	2
Peacock	0-1	0-1	1-4	1	0	0	1
Herr	0-4	0-2	0-0	3	2	1	0
Scott	1-3	0-0	0-1	2	2	1	2
TOTALS	21-42	9-16	12-22	32	13	18	63

Halftime—WSU 36, UNI 17. FG Percentage—UNI 34.5, WSU 50.0. FT Percentage—UNI 60.0, WSU 54.5. Turnovers—UNI 14, WSU 13. Blocked

UNI 54, Southern Illinois 51

February 15, 1993 — Cedar Falls, IA
Southern Illinois 51

Player	FG-FGA	3PT-3PTA	FT-FTA	R	PF	A	PTS
Pavlovic	2-5	0-0	0-0	4	5	2	4
Timmons	1-5	0-1	3-4	6	3	2	5
Amaya	7-17	0-0	1-4	12	3	1	15
Lowery	0-7	0-2	0-0	0	2	0	0
Bell	5-9	0-1	0-2	7	3	2	10
Da Silva	0-0	0-0	0-0	0	1	0	0
Lusk	3-7	1-3	1-1	0	0	0	8
Johnson	2-4	1-1	0-0	3	2	1	5
Carr	2-2	0-0	0-0	2	3	0	4
TOTALS	22-56	2-8	5-11	38	22	8	51

Northern Iowa 54

Player	FG-FGA	3PT-3PTA	FT-FTA	R	PF	A	PTS
Blocker	9-21	0-1	3-6	7	0	0	21
Vandeven	0-1	0-0	0-0	4	0	0	0
Hammar	2-4	0-0	0-0	1	4	1	4
Madlock	0-1	0-0	0-0	2	0	0	0
Johnson	5-12	1-2	4-8	4	0	1	15
Jones	1-2	0-1	0-0	3	4	1	2
Daisy	0-0	0-0	0-0	1	0	1	0
Carpenter	3-6	0-0	5-5	1	1	1	11
Merfeld	0-3	0-0	0-0	3	2	0	0
Rice	0-2	0-0	1-2	1	0	0	1
TOTALS	20-52	1-4	13-22	37	11	5	54

Halftime—SIU 31, UNI 31. FG Percentage—SIU 39.3, UNI 38.5. FT Percentage—SIU 45.5, UNI 59.1. Turnovers—SIU 14, UNI 14. Blocked Shots—SIU 7, UNI 2. Steals—SIU 10, UNI 9. Attend.—2,476.

Creighton 59, UNI 54

February 18, 1993 — Omaha, NE

Player	FG-FGA	3PT-3PTA	FT-FTA	R	PF	A	PTS
Madlock	0-1	0-0	3-4	1	3	2	3
Johnson	7-16	2-2	1-2	4	1	1	17
Blocker	7-12	0-0	2-4	3	5	1	16
Vandeven	0-1	0-0	0-0	1	3	1	0
Hammar	6-8	0-0	0-0	8	2	2	12
Ellis	0-2	0-0	0-0	2	1	0	0
Jones	0-3	0-1	0-1	4	3	2	0
Carpenter	1-3	0-0	4-6	4	1	2	6
Merfeld	0-2	0-0	0-0	2	1	0	0
TOTALS	21-48	2-3	10-17	30	20	11	54

Creighton 59

Player	FG-FGA	3PT-3PTA	FT-FTA	R	PF	A	PTS
Singleton	2-5	1-3	2-2	3	3	3	7
Petty	3-8	3-3	9-10	4	3	6	18
Halligan	1-4	0-1	0-0	1	1	0	2
Tucker	4-6	0-0	6-8	10	4	0	14
Amos	7-14	0-0	0-0	6	4	1	14
Bey	1-3	0-1	0-1	2	3	3	2
Chamberlain	1-3	0-0	0-0	0	0	0	2
Vanderheydt	0-3	0-0	0-0	0	2	0	0
TOTALS	19-46	4-8	17-21	28	20	13	59

Halftime—UNI 25, CU 20. FG Percentage—UNI 43.8, CU 41.3. FT Percentage—UNI 58.8, CU 81.0. Turnovers—UNI 14, CU 15. Blocked Shots—UNI 3, CU 3. Steals—UNI 5, CU 7. Attend.—3,969.

Northern Iowa 64, Drake 62 (OT)

February 20, 1993 — Des Moines, IA

Player	FG-FGA	3PT-3PTA	FT-FTA	R	PF	A	PTS
Ellis	0-0	0-0	0-0	0	0	0	0
Madlock	1-1	0-0	0-1	4	1	4	2
Jones	0-0	0-0	0-0	1	1	0	0
Daisy	1-3	0-0	0-0	0	1	0	2
Carpenter	3-5	0-0	0-0	2	1	0	6
Johnson	9-14	2-3	3-4	0	3	3	23
Blocker	9-16	0-1	2-2	10	3	3	20
Vandeven	1-4	0-1	0-4	7	2	0	2
Merfeld	0-0	0-0	0-0	1	0	0	0
Hammar	3-10	0-0	3-4	8	1	0	9
TOTALS	27-53	2-5	8-15	36	13	10	64

Drake 62

Player	FG-FGA	3PT-3PTA	FT-FTA	R	PF	A	PTS
J. Allen	5-10	3-4	2-2	2	4	0	15
C. Allen	1-4	0-0	0-0	1	1	2	2
Washington	1-5	0-3	2-2	2	0	0	4
Smith	8-17	3-7	0-0	3	1	7	19
Surla	1-1	0-0	0-0	1	3	0	2
Dafney	2-9	1-2	1-2	5	1	1	6
Celestine	5-9	0-1	0-0	9	2	0	10
Sherrill	0-0	0-0	0-0	0	0	0	0
Slater	2-3	0-1	0-0	3	2	2	4

Stanley	0-0	0-0	0-0	0	1	0	0
TOTALS	25-58	7-18	5-6	28	15	12	62

Halftime—DU 28, UNI 24. Regulation—UNI 52, DU 52. FG Percentage—UNI 50.9, DU 43.1. FT Percentage—UNI 53.3, DU 83.3. Turnovers—UNI 18, DU 11. Blocked Shots—UNI 3, DU 3. Steals—UNI 6, DU 15. Attend.—7,002.

UNI 54, Southwest Missouri State 53

February 24, 1993 — Cedar Falls, IA
Southwest Missouri State 53

Player	FG-FGA	3PT-3PTA	FT-FTA	R	PF	A	PTS
Ribbler	2-4	0-1	0-0	2	3	2	4
Graves	6-10	1-3	7-7	4	4	0	20
Thomas	1-3	0-0	0-0	7	1	0	2
Crawford	3-6	1-2	1-2	0	4	5	8
Murdock	4-16	2-8	0-0	6	4	4	10
Perry	0-0	0-0	0-0	0	0	0	0
Edwards	0-0	0-0	0-0	0	1	0	0
Davis	2-6	0-0	0-0	5	2	0	4
Axley	2-7	0-0	1-2	2	0	0	5
Albright	0-0	0-0	0-0	2	0	0	0
TOTALS	20-52	4-14	9-11	30	19	11	53

Northern Iowa 54

Player	FG-FGA	3PT-3PTA	FT-FTA	R	PF	A	PTS
Blocker	10-18	1-1	4-5	5	1	0	25
Vandeven	1-2	0-0	0-0	4	2	0	2
Hammar	0-2	0-0	2-4	3	5	0	2
Madlock	1-3	0-1	2-3	2	0	4	4
Johnson	4-6	2-2	0-0	1	1	2	10
Jones	0-0	0-0	1-2	4	2	3	1
Daisy	0-0	0-0	0-0	1	0	0	0
Carpenter	1-6	1-4	3-7	2	0	0	6
Merfeld	2-2	0-0	0-0	2	2	1	4
Holterhaus	0-0	0-0	0-0	0	0	0	0
TOTALS	19-39	4-8	12-21	29	13	10	54

Halftime—SMSU 24, UNI 22. FG Percentage—SMSU 38.5, UNI 48.7. FT Percentage—SMSU 81.8, UNI 57.1. Turnovers—SMSU 8, UNI 12. Blocked Shots—SMSU 1, UNI 1. Steals—SMSU 2, UNI 4. Attend.—3,316.

Bradley 72, UNI 46

February 27, 1993 — Peoria, IL

Player	FG-FGA	3PT-3PTA	FT-FTA	R	PF	A	PTS
Blocker	6-13	0-1	1-2	5	1	1	13
Vandeven	0-1	0-0	1-2	1	2	0	1
Hammar	3-6	0-0	5-6	6	4	0	11
Madlock	0-3	0-1	0-0	1	1	0	0
Johnson	2-5	0-2	0-0	2	3	4	4
Carpenter	4-6	0-2	0-0	1	4	0	8
Ellis	0-2	0-0	0-1	2	0	0	0
Merfeld	0-0	0-0	0-0	0	0	0	0
Jones	0-2	0-0	0-0	4	1	1	0
Daisy	3-5	1-1	0-0	0	0	2	7
Rice	0-1	0-0	0-0	0	1	0	0
Holterhaus	1-1	0-0	0-1	2	0	1	2
TOTALS	19-45	1-6	7-12	25	17	9	46

Bradley 72

Player	FG-FGA	3PT-3PTA	FT-FTA	R	PF	A	PTS
Pollard	4-6	0-0	1-4	7	3	2	9
Jackson	1-7	0-0	0-0	4	2	2	2
Winslow	4-7	0-0	3-6	3	4	2	11
Wright	7-9	1-1	1-2	4	1	5	16
White	3-5	0-0	2-2	7	1	1	8
Suchy	3-5	2-2	0-0	2	0	0	8
Funches	6-9	0-0	0-2	2	2	0	12
Broussard	1-1	0-0	0-0	1	0	0	2
Harris	1-1	0-0	0-1	0	1	0	2
McCallop	1-1	0-0	0-0	0	0	1	2
TOTALS	31-51	3-3	7-17	30	14	13	72

Halftime—BU 28, UNI 16. FG Percentage—UNI 42.2, BU 60.8. FT Percentage—UNI 58.3, BU 41.2. Turnovers—UNI 17, BU 11. Blocked Shots—UNI 0, BU 1. Steals—UNI 6, BU 9. Attend.—8,331.

Illinois State 71, UNI 59

March 1, 1993 — Normal, IL

Player	FG-FGA	3PT-3PTA	FT-FTA	R	PF	A	PTS
Ellis	0-1	0-0	0-0	1	1	0	0
Madlock	0-2	0-0	1-2	1	1	3	1
Jones	0-3	0-1	0-0	4	3	2	0
Daisy	2-5	0-0	0-0	1	1	0	4
Carpenter	8-13	2-4	0-0	3	1	2	18
Blocker	8-14	2-2	6-8	9	0	1	24
Vandeven	2-2	0-0	0-0	4	1	0	4

Merfeld	1-1	0-0	0-0	0	0	0	2
Rice	1-1	0-0	0-0	1	2	0	2
Hammar	2-5	0-0	0-0	2	4	1	4
TOTALS	24-47	4-7	7-10	27	14	9	59

Illinois State 71

Player	FG-FGA	3PT-3PTA	FT-FTA	R	PF	A	PTS
Fitch	6-10	0-1	0-0	2	1	5	12
Kagel	0-1	0-1	4-4	1	1	3	4
Thomas	1-5	0-3	2-2	2	2	3	4
Taylor	4-9	2-2	2-2	4	2	2	12
Altadonna	0-0	0-0	0-0	0	0	0	0
Cooper	1-1	0-0	0-0	0	0	0	2
Litwiller	0-0	0-0	0-0	0	0	0	0
Wernhoener	1-2	0-0	0-0	3	0	4	2
VandeGarde	15-20	1-1	1-4	4	2	3	32
Kern	0-2	0-0	0-0	1	2	0	0
Barnes	1-4	0-1	1-2	0	2	0	3
TOTALS	29-54	3-9	10-14	23	12	20	71

Halftime—ISU 34, UNI 28. FG Percentage—UNI 51.1, ISU 53.7. FT Percentage—UNI 70.0, ISU 71.4. Turnovers—UNI 17, ISU 9. Blocked Shots—UNI 3, ISU 0. Steals—UNI 3, ISU 6. Attend.—9,081.

Drake 63, UNI 59

March 6, 1993 — St. Louis, MO

Player	FG-FGA	3PT-3PTA	FT-FTA	R	PF	A	PTS
Blocker	9-23	0-0	0-0	8	1	2	18
Vandeven	0-0	0-0	0-0	0	2	0	0
Hammar	4-7	0-0	0-1	6	4	0	8
Carpenter	2-5	0-2	6-7	4	3	4	10
Johnson	5-8	3-3	7-10	3	2	2	20
Madlock	0-1	0-0	0-0	1	1	1	0
Jones	1-2	1-2	0-0	2	1	2	3
Merfeld	0-2	0-0	0-0	2	1	0	0
Daisy	0-2	0-1	0-0	1	0	0	0
Ellis	0-0	0-0	0-0	1	2	0	0
TOTALS	21-50	4-8	13-18	30	17	11	59

Drake 63

1992-93 Results

(Home: 9-5 Road: 3-9 Neutral: 0-1 MVC: 8-10)

OPPONENT	SCORE	W/L	ATTEND.	SITE	HIGH SCORER	HIGH REBOUNDER
Buffalo	96-66	W	2,794	H	Blocker, Ellis-22	Jones, Ellis-9
Iowa State	67-74	L	9,327	H	Blocker-19	Jones, Ellis-6
Iowa	44-64	L	15,213	A	Blocker-12	Johnson-7
Cal State-Fullerton	55-65	L	1,894	H	Johnson-21	Blocker-12
Nebraska-Omaha	61-51	W	1,679	H	Blocker-25	Blocker-11
St. Bonaventure	63-74	L	3,125	A	Blocker-24	Blocker-7
Eastern Kentucky	76-73	W	3,238	H	Johnson-23	Blocker-8
Tulsa*	75-66	W	5,439	A	Blocker-27	Blocker-10
Southern Illinois*	69-88	L	6,022	A	Johnson-18	Blocker, Sims-5
Eastern Kentucky	61-59	W	2,700	A	Blocker-16	Blocker-12
Tulsa*	61-66	L	3,869	H	Johnson-20	Johnson-6
Wichita State*	74-72	W	2,372	H	Blocker-29	Blocker-8
Indiana State*	59-69	L	5,487	A	Blocker-16	Merfeld-10
Southwest Missouri*	49-72	L	6,824	A	Blocker-20	Blocker-7
Creighton*	60-58	W	2,378	H	Blocker-21	Merfeld-9
Indiana State*	59-52	W	2,738	H	Blocker-26	Blocker-10
Drake*	59-69	L	4,039	H	Blocker-18	Hammar-8
Illinois State*	49-69	L	4,358	H	Johnson-13	Johnson-6
Wichita State*	47-63	L	6,540	A	Hammar-11	Blocker-7
Bradley*	81-76	W	2,164	H	Blocker-29	Blocker-8
Southern Illinois*	54-51	W	2,476	H	Blocker-21	Blocker-7
Creighton*	54-59	L	3,969	A	Johnson-17	Hammar-8
Drake*	64-62	W	7,002	A	Johnson-23	Blocker-10
Southwest Missouri*	54-53	W	3,316	H	Blocker-25	Blocker-5
Bradley*	46-72	L	8,331	A	Blocker-13	Hammar-6
Illinois State*	59-71	L	9,081	A	Blocker-24	Blocker-9
Drake#	59-63	L	5,613	N	Johnson-20	Blocker-8

*Missouri Valley

#Diet Pepsi MVC Tournament

1992-93 Individual Statistics

Player	G/S	FG-FGA	PCT	3P-3PA	PCT	FT-FTA	PCT	PTS	AVG	OR-DR	TR	AVG	PF-D	AS	TO	BS	ST	MIN
Randy Blocker	27-24	201-393	.512	4-10	.400	103-145	.710	509	18.9	78-117	195	7.2	57-2	31	81	12	24	940
Cam Johnson	26-26	125-264	.474	29-53	.547	75-101	.743	354	13.6	43-45	88	3.4	51-0	50	68	1	58	785
Jason Daisy	20-3	44-123	.358	5-26	.192	20-25	.800	113	5.7	10-18	28	1.4	27-0	17	24	3	5	344
Greg Hammar	19-7	40-77	.520	0-0	.000	16-31	.516	96	5.1	18-38	56	3.0	55-1	6	24	11	3	363
Brian Carpenter	26-7	43-115	.374	7-31	.226	35-48	.729	128	4.9	7-43	50	1.9	47-0	34	49	2	26	577
Jon Ellis	23-6	33-87	.379	2-8	.250	28-41	.683	96	4.2	27-38	65	2.8	46-1	17	24	7	10	374
Ed Madlock	27-21	31-69	.449	4-12	.333	32-54	.593	98	3.6	16-36	52	1.9	46-0	66	70	0	34	636
Brian Jones	26-7	29-94	.309	11-40	.275	15-28	.536	84	3.2	28-57	85	3.3	52-0	25	37	14	10	400
Terry Merfeld	25-14	33-72	.458	0-1	.000	11-17	.647	77	3.1	32-40	72	2.9	34-0	5	15	10	11	410
Sean Rice	19-7	21-40	.525	0-0	.000	6-12	.500	48	2.5	10-13	23	1.2	24-0	3	7	2	8	218
Jason Sims	10-0	5-11	.455	0-0	.000	5-7	.714	15	1.5	6-5	11	1.1	18-0	1	6	2	2	70
Warren Vandeven	20-13	9-23	.391	0-1	.000	9-19	.474	27	1.4	16-35	51	2.6	26-0	4	20	5	7	284
John Holterhaus	9-0	3-8	.375	0-0	.000	4-5	.800	10	1.1	9-8	17	1.9	5-0	1	6	0	1	47
Team Rebounds											80							
UNI	27-27	617-1376	.448	62-182	.341	359-533	.674	1655	61.3	300-493	873	32.3	488-4	260	431	69	199	
Team Rebounds											70							
Opponent	27-27	659-1425	.463	106-288	.368	354-524	.676	1778	65.9	291-501	862	31.9	500-113	19	389	65	221	

1992-93 Team Single Game Highs/Lows

		Northern Iowa	Opponent
Points 1st Half	High	49 vs. Buffalo	48 by Southern Illinois
	Low	12 vs. Iowa	20 by Drake
Points 2nd Half	High	47 vs. Buffalo	49 by St. Bonaventure
	Low	23 vs. Southern Illinois	20 by Southern Illinois
Total Points	High	96 vs. Buffalo	88 by Southern Illinois
	Low	44 vs. Iowa	51 by Southern Illinois
Total Field Goals Made	High	29 vs. Iowa State	33 by Southern Illinois
	Low	17 vs. Illinois State	18 by Indiana State
Total Field Goals Att	High	65 vs. Wichita State	67 by Buffalo
	Low	39 vs. Southwest Missouri	41 by Creighton
Total FG Percentage	High	.580 vs. Buffalo	.608 by Bradley
	Low	.307 vs. Cal State-Fullerton	.339 by Nebraska-Omaha
3-Point Field Goals	High	6 vs. Bradley	9 by Wichita State
	Low	0 vs. Illinois State	0 by Nebraska-Omaha
3-Point Field Goals Att	High	15 vs. Indiana State	19 by Tulsa
	Low	2 vs. Buffalo	1 by Buffalo
3-Point Field Goal Percentage	High	.857 vs. Bradley	1.000 by Bradley
	Low	.000 vs. Illinois State	.000 by Nebraska-Omaha
Free Throws	High	37 vs. Buffalo	22 by Drake
	Low	1 vs. Drake	5 by Drake
Free Throws Attempted	High	48 vs. Buffalo	34 by Southern Illinois
	Low	5 vs. Drake	6 by Drake
Free Throw Percentage	High	.810 vs. Cal State-Fullerton	.957 by Drake
	Low	.200 vs. Drake	.412 by Bradley
Offensive Rebounds	High	22 vs. Cal State-Fullerton	19 by St. Bonaventure
	Low	4 vs. Bradley	2 vs. Illinois State
Defensive Rebounds	High	32 vs. Buffalo	28 by Iowa
	Low	11 vs. Illinois State	8 by Nebraska-Omaha
Total Rebounds	High	46 vs. Buffalo	50 by Iowa
	Low	21 vs. Tulsa	21 by Creighton
Assists	High	18 vs. Eastern Kentucky	21 by Southwest Missouri
	Low	3 vs. Cal State-Fullerton	4 by Drake
Blocked Shots	High	8 vs. Indiana State	8 by Iowa
	Low	0 vs. Bradley	0 by Illinois State
Steals	High	18 vs. Iowa	15 by Drake
	Low	3 vs. Drake	2 by Southwest Missouri
Turnovers	High	26 vs. Iowa	27 by St. Bonaventure
	Low	10 vs. Bradley	8 by Southwest Missouri
Personal Fouls	High	27 vs. Southern Illinois	34 by Buffalo
	Low	11 vs. Southern Illinois	10 by Drake

1992-93 UNI Individual Highs

Points: 29, Randy Blocker vs. Wichita State, Bradley
 Field Goals Made: 13, Randy Blocker vs. Wichita State
 Field Goals Attempted: 23, Randy Blocker vs. Drake
 Field Goal Percentage: 1.000, Terry Merfeld vs. Indiana State (5-5)
 3-Point Field Goals Made: 3, Cam Johnson vs. Indiana State, Bradley, Drake
 3-Point Field Goals Attempted: 6, Jason Daisy vs. Indiana State
 Free Throws Made: 9, Cam Johnson vs. Cal State-Fullerton; Randy Blocker vs. Tulsa, Bradley
 Free Throws Attempted: 14, Randy Blocker vs. Bradley
 Free Throw Percentage: 1.000, Cam Johnson vs. Cal State-Fullerton (9-9)
 Rebounds: 12, Randy Blocker vs. Cal State-Fullerton, Eastern Kentucky
 Assists: 5, Ed Madlock vs. Eastern Kentucky; Cam Johnson vs. Southwest Missouri
 Blocked Shots: 4, Randy Blocker vs. Indiana State
 Steals: 9, Cam Johnson vs. St. Bonaventure
 Double-Figure Scoring Games: Randy Blocker (25), Cam Johnson (18), Brian Carpenter (5), Jason Daisy (5), Jon Ellis (3), Greg Hammar (3), Brian Jones (2), Terry Merfeld (2), Sean Rice (1)
 Double-Figure Rebounding Games: Randy Blocker (6), Terry Merfeld (1)
 Double-Figure Scoring/Rebounding Games: Randy Blocker (6)
 20-Point Games: Randy Blocker (14), Cam Johnson (7), Jon Ellis (1)
 Games Leading UNI in Scoring: Randy Blocker (18), Cam Johnson (8), Jon Ellis (1), Greg Hammar (1)
 Games Leading UNI in Rebounding: Randy Blocker (17), Greg Hammar (3), Cam Johnson (3), Jon Ellis (2), Brian Jones (2), Terry Merfeld (2), Jason Sims (1)

1992-93 Opponent Individual Highs

Points: 32, Mike VandeGarde (Illinois State)
 Field Goals Made: 15, Mike VandeGarde (Illinois State)
 Field Goals Attempted: 24, Harry Moore (St. Bonaventure)
 Field Goal Percentage: 1.000, Chad Elstun (Wichita State, 7-7)
 3-Point Field Goals Made: 6, Chad Elstun (Wichita State)
 3-Point Field Goals Attempted: 9, Greg Thomas (Indiana State)
 3-Point Field Goal Percentage: 1.000, Chad Elstun (Wichita State, 6-6)
 Free Throws Made: 9, Darrin Daffney (Drake); Matt Petty (Creighton)
 Free Throws Attempted: 10, Kelvin Brown (Buffalo); Ray Howard (Nebraska-Omaha); Harry Moore (St. Bonaventure); Matt Petty (Creighton)
 Free Throw Percentage: 1.000, Darrin Daffney (Drake, 9-9)
 Rebounds: 12, Ashraf Amaya (Southern Illinois, twice)
 Assists: 8, Johnny Murdock (Southwest Missouri); Billy Wright (Drake)
 Blocked Shots: 4, Sean Williams (Cal State-Fullerton); John Smith (Wichita State); Ashraf Amaya (Southern Illinois)
 Steals: 5, Kenyon Murray (Iowa); Tony Stubblefield (Nebraska-Omaha)

The 1992-93 Situation Chart

When: UNI was ahead at halftime	Then: UNI was 5-4	When: UNI outrebounded its opponent	Then: UNI was 8-7
When: UNI was tied at halftime	Then: UNI was 1-0	When: Opponent outrebounded UNI	Then: UNI was 4-8
When: UNI was behind at halftime	Then: UNI was 6-11		
When: UNI shot under 40% from the floor	Then: UNI was 2-5	When: UNI committed fewer turnovers	Then: UNI was 5-4
When: UNI shot 40-44.9% from the floor	Then: UNI was 1-4	When: UNI tied opponent in turnovers	Then: UNI was 1-1
When: UNI shot 45-49.9% from the floor	Then: UNI was 5-2	When: Opponent committed fewer turnovers	Then: UNI was 6-10
When: UNI shot 50-59.9% from the floor	Then: UNI was 4-4		
When: UNI shot over 60% from the floor	Then: UNI was 0-0	When: UNI scored under 50 points	Then: UNI was 0-6
		When: UNI scored 50-59 points	Then: UNI was 3-6
When: Opponents shot under 40% from the floor	Then: UNI was 4-1	When: UNI scored 60-69 points	Then: UNI was 4-4
When: Opponents shot 40-44.9% from the floor	Then: UNI was 4-4	When: UNI scored 70-79 points	Then: UNI was 3-0
When: Opponents shot 45-49.9% from the floor	Then: UNI was 1-3	When: UNI scored 80 or more points	Then: UNI was 2-0
When: Opponents shot 50-59.9% from the floor	Then: UNI was 3-5		
When: Opponents shot over 60% from the floor	Then: UNI was 0-2	When: Opponent scored under 50 points	Then: UNI was 0-0
When: UNI outshot its opponent	Then: UNI was 5-4	When: Opponent scored 50-59 points	Then: UNI was 6-1
When: UNI tied its opponent in shooting	Then: UNI was 2-1	When: Opponent scored 60-69 points	Then: UNI was 3-8
When: Opponent outshot UNI	Then: UNI was 5-10	When: Opponent scored 70-79 points	Then: UNI was 3-5
		When: Opponent scored 80 or more points	Then: UNI was 0-1

The Missouri Valley Conference

A commitment to excellence, both in the classroom and the athletic arena, has been a trademark of the Missouri Valley Conference since its inception in the winter of 1907. Athletic accomplishments of Missouri Valley institutions through the years have included four national basketball championships, 17 trips to the NCAA Final Four, the 1989 college baseball championship by Wichita State, followed by another historic 1991 baseball season in which the MVC advanced two teams — Wichita State and Creighton — to the College World Series for the first time ever in the same season.

MVC athletes and coaches have become household names during the conference's illustrious history, both during their collegiate careers and, for some, professional careers which have followed, such as Wichita State's Xavier McDaniel, Bradley's Hersey Hawkins and Creighton's Benoit Benjamin, while past stars, such as Larry Bird, Oscar Robertson, Chet Walker, Walt Frazier, Wes Unseld, Paul Silas and many others still are to be found in the Valley's record books.

Seeds for the creation of the conference were planted by eight administrators representing five institutions. The five schools which formed the Missouri Valley Intercollegiate Athletic Association were Washington University of St. Louis, Iowa, Missouri, Kansas and Nebraska. Two months after the initial meeting, two more institutions



Missouri Valley Conference

— Drake and Iowa State — were admitted to the league.

Since those early years, some 31 institutions in 13 states have at one time or another been a part of what is now the Missouri Valley Conference. League membership has stabilized over the last dozen years, which has helped make the MVC one of the most respected intercollegiate conferences in the nation.

In recent years, the Valley has been growing and expanding. In 1990, Southwest Missouri State was admitted as the league's ninth member, and a 10th member — Northern Iowa — was admitted in July of 1991. They are the newest members of the Valley, which also includes Bradley, Creighton, Drake, Illinois State, Indiana State, Southern Illinois, Tulsa and Wichita State.

Another historic event took place one year ago. The Gateway Collegiate Athletic Conference, which had been administering women's athletics and 1-AA football for many MVC institutions for 10 years, merged with the MVC. The Valley, for the first time in its history, now is sponsoring women's athletics, while football has remained under the Gateway banner.

The Diet Pepsi Missouri Valley

Conference postseason basketball tournament returns to St. Louis in 1994 for the fourth straight year. The winner of the MVC tournament receives an automatic berth in the NCAA Tournament. Only eight of the 10 MVC teams qualify for the postseason tourney. Southern Illinois won last year's tournament, defeating Illinois State 70-59 in the championship game.

The MVC also hosted the 1993 NCAA Midwest Regional at The Arena March 25-27.

The MVC in 1993-94

Coaches Teleconference

The Missouri Valley Conference will continue the media services it has provided in recent years — a bulletin board for updated standings and statistics, and a weekly conference call with head men's basketball coaches. The bulletin board gives the media an opportunity to access the MVC's latest information, including standings, statistics (conference rankings and individual team statistics) and news releases. Weekly teleconferences with head coaches will be held every Wednesday at 10 a.m. central time beginning in January.

MVC Directory

Commissioner Doug Elgin
Senior Assoc. Commissioner Patty Viverito
Assoc. Commissioner Joe Mitch
Asst. Commissioner/
Communications Jack Watkins
Dir. of Public Relations Mike Kern
Asst. to the Commissioner Helen Heugel
Secretary/Receptionist Jan Moore
Supervisor of Men's Basketball Officials Jim Bain
Administrative Intern Debbie Long

100 North Broadway, Suite 1135
St. Louis, MO 63102
314-421-0339
FAX 314-421-3505
Scoreboard Phone 314-997-9877



Doug Elgin
Commissioner



Patty Viverito
Senior Assoc.
Commissioner



Jack Watkins
Asst. Commissioner/
Communications

The 1994 Diet Pepsi Missouri Valley Tournament

March 5-7, 1994 • St. Louis, Missouri

ARCH MADNESS



Tournament Game Times (All Times CST)

Session I Saturday, March 5
12 noon & 30 min.
after conclusion of 1st
game

Session II Saturday, March 5
6 p.m. & 30 min. after
conclusion of 1st game

Session III Sunday, March 6
1 p.m. & 30 min. after
conclusion of 1st game

Session IV Monday, March 7
8:35 p.m.

#8

Saturday

#1

Sunday

#4

Saturday

#5

Monday

#2

Saturday

#7

Sunday

#3

Saturday

#6

1993 All-MVC Teams

First Team (Media)

Ashraf Amaya, Southern Illinois
Randy Blocker, Northern Iowa
Mark Morse, Tulsa
Johnny Murdock, Southwest Missouri
State
Curt Smith, Drake

First Team (Coaches)

Ashraf Amaya, Southern Illinois
Randy Blocker, Northern Iowa
Mark Morse, Tulsa
Johnny Murdock, Southwest Missouri
State
Curt Smith, Drake

Second Team (Media)

Matt Petty, Creighton
Mike VandeGarde, Illinois State
Greg Thomas, Indiana State
Richard Thomas, Illinois State
Gary Collier, Tulsa

Second Team (Coaches)

Matt Petty, Creighton
Mike VandeGarde, Illinois State
Greg Thomas, Indiana State
Richard Thomas, Illinois State
Tony Graves, Southwest Missouri State

Honorable Mention (Media)

Tyrone Bell, Southern Illinois
Mike Amos, Creighton
Jackie Crawford, Southwest Missouri State
Deon Jackson, Bradley
Chris Lowery, Southern Illinois
William Celestine, Drake
Billy Wright, Bradley

John Smith, Wichita State
Cam Johnson, Northern Iowa
Tony Graves, Southwest Missouri State
Jeff Malham, Tulsa
Marcus Timmons, Southern Illinois

Honorable Mention (Coaches)

Tyrone Bell, Southern Illinois
Mike Amos, Creighton
Jackie Crawford, Southwest Missouri State
Deon Jackson, Bradley
Gary Collier, Tulsa
Chris Lowery, Southern Illinois
Darrin Dafney, Drake
John Smith, Wichita State
Paul Lusk, Southern Illinois
Jeff Allen, Drake

All-Newcomer Team

Deon Jackson, Bradley
Billy Wright, Bradley
Curt Smith, Drake

Chad Elstun, Wichita State
Randy Blocker, Northern Iowa

All-Defense Team

Ashraf Amaya, Southern Illinois
Richard Thomas, Illinois State
Jackie Crawford, Southwest Missouri State
Charles White, Bradley
Tyrone Bell, Southern Illinois

1992-93 MVC Honorees

Player of Year: Curt Smith, Drake

Newcomer of Year: Curt Smith, Drake

Outstanding Freshman: Deon Jackson,
Bradley

Defensive Player of Year: Ashraf Amaya,
Southern Illinois

Rawlings Coach of the Year: Rudy
Washington, Drake

Final 1992-93 Standings

Team	MVC	Pct.	Overall	Pct.	Scoring Margin
Illinois State	13-5	.722	19-10	.655	+3.2
*Southern Illinois	12-6	.667	23-10	.696	+8.1
Southwest Missouri State	11-7	.611	20-11	.645	+4.6
#Tulsa	10-8	.555	15-14	.517	+2.0
Drake	9-9	.500	14-14	.500	-0.7
Northern Iowa	8-10	.444	12-15	.444	-4.6
Bradley	7-11	.388	11-16	.407	-1.2
Indiana State	7-11	.388	11-17	.392	-2.3
Wichita State	7-11	.388	10-17	.370	-5.0
Creighton	6-12	.333	8-18	.307	-5.1

*Diet Pepsi MVC Tournament Champion

1992-93 Missouri Valley Statistics

Individual Statistics (All Games)

Scoring (Top 10)

Player (Team)	G	FG	3PT	FT	PTS	AVG
Curt Smith (DU)	28	219	46	107	591	21.1
Randy Blocker (UNI)	27	201	4	103	509	18.9
Mark Morse (UT)	29	176	75	77	504	17.4
Johnny Murdock (SMSU)	31	185	94	72	536	17.3
Matt Petty (CU)	26	148	55	95	446	17.2
Greg Thomas (INSU)	28	151	67	111	480	17.1
Ashraf Amaya (SIU)	33	198	7	142	545	16.5
Mike VandeGarde (ILSU)	29	171	7	95	444	15.3
Gary Collier (UT)	29	169	42	55	435	15.0
Jeff Malham (UT)	29	141	41	83	406	14.0

Rebounding (Top 10)

Player (Team)	G	NO.	AVG
Ashraf Amaya (SIU)	33	354	10.7
Mike Amos (CU)	26	194	7.5
Randy Blocker (UNI)	27	195	7.2
Marcus Timmons (SIU)	33	229	6.9
William Celestine (DU)	28	186	6.6
John Smith (WSU)	27	157	5.8
Jeff Malham (UT)	29	168	5.8
Gary Collier (UT)	29	166	5.7
Clint Thomas (SMSU)	31	173	5.6
Marcus Pollard (BU)	27	142	5.3

Field Goal Percentage (Top 10)

Player (Team)	G	FG	FGA	PCT
Mike VandeGarde (ILSU)	29	171	288	.594
Jodie Huffman (UT)	29	123	227	.542
Gary Collier (UT)	29	169	316	.535
Ashraf Amaya (SIU)	33	198	378	.524
Deon Jackson (BU)	27	136	260	.523
John Smith (WSU)	27	119	231	.515
Randy Blocker (UNI)	27	201	393	.511
Matt Petty (CU)	26	148	308	.481
Cam Johnson (UNI)	26	125	264	.473
Tyrone Bell (SIU)	33	138	294	.469

3-PT Field Goal Percentage (Top 10)

Player (Team)	G	3PT	3PTA	PCT
Cam Johnson (UNI)	26	29	53	.547
LaSalle Thompson (INSU)	27	43	90	.478
Gary Collier (UT)	29	42	90	.467
Matt Petty (CU)	26	55	121	.455
Jeff Allen (DU)	28	61	139	.439
Johnny Murdock (SMSU)	31	94	222	.423
Jimmy Bolden (WSU)	27	41	98	.418
Darrin Dafney (DU)	27	41	99	.414
Mark Monroe (UT)	29	75	184	.408
Richard Thomas (ILSU)	29	57	140	.407

3-PT Field Goals Per Game (Top 10)

Player (Team)	G	3PT	3PTA	AVG
Johnny Murdock (SMSU)	31	94	222	3.0
Mark Morse (UT)	29	75	184	2.6
Greg Thomas (INSU)	28	67	168	2.4
Chad Elstun (WSU)	27	59	161	2.2
Jeff Allen (DU)	28	61	139	2.2
Matt Petty (CU)	26	55	121	2.1
Richard Thomas (ILSU)	29	57	140	2.0
Curt Smith (DU)	28	46	146	1.6
Jason Singleton (CU)	26	41	117	1.6
LaSalle Thompson (INSU)	27	43	90	1.6

Free Throw Percentage (Top 10)

Player (Team)	G	FT	FTA	PCT
Greg Thomas (INSU)	28	111	128	.867
Matt Petty (CU)	26	95	112	.848
Jeff Malham (UT)	29	83	98	.847
Andre Tucker (CU)	26	67	82	.817
Billy Wright (BU)	27	59	73	.808
Curt Smith (DU)	28	107	137	.781
Matt Burgess (INSU)	25	68	88	.773
Jackie Crawford (SMSU)	26	90	118	.763
Johnny Murdock (SMSU)	31	72	95	.755
Mark Morse (UT)	29	77	102	.755

Assists (Top 10)

Player (Team)	G	AST	AVG
Curt Smith (DU)	28	130	4.6
Mark Morse (UT)	29	132	4.6
Billy Wright (BU)	27	119	4.4
Tyrone Bell (SIU)	33	131	4.0
K.C. Hunt (WSU)	24	81	3.4
Richard Thomas (ILSU)	29	94	3.2
Jackie Crawford (SMSU)	29	94	3.2
Lou Dawkins (UT)	29	91	3.1
Chris Lowery (SIU)	33	103	3.1
Matt Petty (CU)	26	80	3.1

Blocked Shots (Top 10)

Player (Team)	G	BLK	AVG
Ashraf Amaya (SIU)	33	47	1.4
David Winslow (BU)	27	35	1.3
John Smith (WSU)	27	30	1.1
Tony Graves (SMSU)	26	26	1.0
Marcus Timmons (SIU)	33	29	0.9
Claudius Johnson (WSU)	27	21	0.8
Mike VandeGarde (ILSU)	29	22	0.8
Mike Amos (SU)	26	19	0.7
Deon Jackson (BU)	27	20	0.7
William Celestine (DU)	28	20	0.7
Chris Carr (SIU)	30	20	0.7

Steals

Player (Team)	G	STL	AVG
Curt Smith (DU)	28	75	2.7
Cam Johnson (UNI)	26	58	2.2
Mark Morse (UT)	29	65	2.2
Billy Wright (BU)	27	54	2.0
Jeff Malham (UT)	29	53	1.9
Richard Thomas (ILSU)	29	49	1.7
Charles White (BU)	25	41	1.6
Marcus Timmons (SIU)	33	53	1.6
William Celestine (DU)	28	45	1.6

Team Statistics (All Games)

Scoring

Team	G	PTS	AVG
SIU	33	2545	77.1
UT	29	2228	76.8
DU	28	1065	73.8
INSU	28	1882	67.2
ILSU	29	1930	66.6
WSU	27	1743	64.6
CU	26	1667	64.1
SMSU	31	1957	63.1
UNI	27	1655	61.3
BU	27	1623	60.1

Scoring Defense

Team	G	PTS	AVG
SMSU	31	1813	58.5
BU	27	1656	61.3
ILSU	29	1839	63.4
UNI	27	1778	65.9
SIU	33	2276	69.0
CU	26	1798	69.2
INSU	28	1946	69.5
WSU	27	1880	69.6
DU	28	2086	74.5
UT	29	2168	74.8

Rebounds

Team	G	REB	AVG
SIU	33	1304	39.5
UT	29	1003	34.6
WSU	27	894	33.1
UNI	27	872	32.3
BU	27	859	31.8
DU	28	879	31.4
SMSU	31	921	29.7
CU	26	766	29.5
INSU	28	822	29.4
ILSU	29	826	28.5

Opponents Rebounds

Team	G	REB	AVG
ILSU	29	840	29.0
SMSU	31	936	30.2
INSU	28	865	30.9
CU	26	817	31.4
BU	27	867	32.1
UNI	27	866	32.1
WSU	27	884	32.7
SIU	33	1084	32.8
DU	28	930	33.2
UT	29	993	34.2

Rebound Margin

Team	G	REB	OPP	DIF
SIU	33	39.5	32.8	+6.8
UT	29	34.6	34.2	+0.4
WSU	27	33.1	32.7	+0.4
UNI	27	32.3	32.1	+0.2
BU	27	31.8	32.1	-0.3
SMSU	31	29.7	30.2	-0.5
ILSU	29	28.5	29.0	-0.5
INSU	28	29.4	30.9	-1.5
DU	28	31.4	33.2	-1.8
CU	26	29.5	31.4	-1.9

Field Goal Percentage

Team	FG	FGA	PCT
ILSU	707	1478	.478
SIU	917	1972	.465
UT	810	1745	.464
BU	612	1324	.462
INSU	641	1387	.462
SMSU	676	1482	.456
WSU	637	1419	.448
DU	736	1641	.448
UNI	617	1376	.448
CU	570	1278	.446

Opponents' Field Goal Percentage

Team	FG	FGA	PCT
BU	594	1410	.421
SIU	782	1820	.430
SMSU	662	1481	.447
WSU	678	1485	.457
UNI	659	1425	.462
CU	628	1334	.471
UT	750	1578	.475
INSU	729	1522	.479
ILSU	693	1408	.492
DU	755	1496	.505

3-Point Field Goal Percentage

Team	3PT	3PTA	PCT
INSU	155	381	.406
UT	213	566	.376
WSU	146	291	.373
DU	172	464	.370
ILSU	129	353	.365
CU	118	323	.365
SMSU	151	414	.365
UNI	62	182	.340
SIU	143	424	.337
BU	64	201	.318

Opponents' 3-Point Field Goal Percentage

Team	3PT	3PTA	PCT
ILSU	97	297	.327
SMSU	104	310	.335
BU	103	300	.343
CU	111	303	.366
UNI	106	288	.368
UT	166	446	.372
WSU	153	404	.379
INSU	179	467	.383
SIU	155	401	.387
DU	158	397	.398

3-Point Field Goals Per Game

Team	G	3PT	3PTA	AVG
UT	29	213	566	7.3
DU	28	172	464	6.1
INSU	28	155	381	5.5
WSU	27	146	391	5.4
SMSU	31	151	414	4.9
CU	26	118	323	4.5
ILSU	29	129	353	4.4
SIU	33	143	424	4.3
BU	27	64	201	2.4
UNI	27	62	182	2.3

Free Throw Percentage

Team	FT	FTA	PCT
INSU	445	580	.767
CU	409	543	.753
DU	421	576	.730
SIU	568	820	.693
SMSU	454	662	.686
UT	395	579	.682
ILSU	387	569	.680
UNI	359	533	.673
BU	335	509	.658
WSU	323	492	.656

Opponents' Free Throw Percentage

Team	FT	FTA	PCT
ILSU	356	537	.663
SMSU	385	571	.674
BU	365	541	.675
UNI	354	524	.676
SIU	557	817	.682
UT	502	726	.691
INSU	309	444	.696
CU	431	601	.717
WSU	371	511	.726
DU	418	570	.733

Blocked Shots

Team	G	BLK	AVG
SIU	33	132	4.0
BU	27	91	3.4
WSU	27	78	2.9
UNI	27	69	2.6
DU	28	64	2.3
CU	26	47	1.8
INSU	28	48	1.7
SMSU	31	52	1.7
UT	29	44	1.5
ILSU	29	37	1.3

Steals

Team	G	STL	AVG
DU	28	292	10.4
DU	29	257	8.9
SIU	33	265	8.0
UNI	27	201	7.4
BU	27	200	7.4
ILSU	29	214	7.4
CU	26	176	6.8
WSU	27	160	5.9
INSU	28	166	5.9
SMSU	31	176	5.7

Turnover Margin

Team	CAUSED	TO	DIF
DU	509	396	+4.0
UT	548	466	+2.8
ILSU	482	416	+2.3
SMSU	399	351	+1.2
SIU	520	491	+0.9
BU	387	423	-1.3
UNI	389	431	-1.6
INSU	389	434	-1.6
CU	425	469	-1.7
WSU	383	454	-2.6

Individual Statistics (Conference Games Only)

Scoring (Top 10)

Player (Team)	G	FG	3PT	FT	PTS	AVG
Curt Smith (DU)	18	145	33	71	394	21.9
Randy Blocker (UNI)	18	137	3	64	341	18.9
Johnny Murdock (SMSU)	18	113	58	38	322	17.9
Mark Morse (UT)	18	112	47	47	318	17.7
Greg Thomas (INSU)	18	94	46	77	311	17.3
Ashraf Amaya (SIU)	18	109	4	74	296	16.4
Matt Petty (CU)	18	97	41	55	290	16.1
Mike VandeGarde (ILSU)	18	115	4	53	287	15.9
Gary Collier (UT)	18	93	24	38	248	13.8
Jeff Malham (UT)	18	83	21	58	245	13.6
Mike Amos (CU)	18	88	0	68	244	13.6

Rebounding (Top 10)

Player (Team)	G	REB	AVG
Ashraf Amaya (SIU)	18	196	10.9
William Celestine (DU)	18	137	7.6
Mike Amos (CU)	18	129	7.2
Randy Blocker (UNI)	18	118	6.6
John Smith (WSU)	18	111	6.2
Jeff Malham (UT)	18	108	6.0
Marcus Timmons (SIU)	18	106	5.9
Clint Thomas (SMSU)	18	105	5.8
Tony Graves (SMSU)	18	102	5.7
Deon Jackson (BU)	18	90	5.0

Field Goal Percentage

Player (Team)	G	FG	FGA	PCT
Mike VandeGarde (ILSU)	18	115	190	.605
Tony Graves (SMSU)	18	76	137	.555
John Smith (WSU)	18	83	150	.553
Ashraf Amaya (SIU)	18	109	199	.548
Jodie Huffman (UT)	18	75	137	.547

3-Point Field Goal Percentage

Player (Team)	G	3PT	3PTA	PCT
Tyrone Bell (SIU)	18	18	32	.563
Cam Johnson (UNI)	17	22	40	.550
Matt Petty (CU)	18	41	83	.494
LaSalle Thompson (INSU)	17	26	53	.491
Darrin Dafney (DU)	18	25	56	.446

3-Point Field Goals Per Game

Player (Team)	G	3PT	3PTA	PCT
Johnny Murdock (SMSU)	18	58	136	3.2
Mark Morse (UT)	18	47	123	2.6
Greg Thomas (INSU)	18	46	112	2.6
Matt Petty (CU)	18	41	83	2.3
Chad Elstun (WSU)	18	39	109	2.2

Free Throw Percentage (Top 10)

Player (Team)	G	FT	FTA	PCT
Greg Thomas (INSU)	18	77	86	.895
Andre Tucker (CU)	18	50	57	.877
Matt Petty (CU)	18	55	65	.846
Curt Smith (DU)	18	71	85	.835
Jeff Malham (UT)	18	58	70	.829
Mark Morse (UT)	18	47	59	.797
Billy Wright (BU)	18	38	48	.792
Jason Singleton (CU)	18	42	54	.778
Scott Taylor (ILSU)	18	36	47	.766
Tony Graves (SMSU)	18	65	85	.765

Assists (Top 10)


Player (Team)	G	AST	AVG
Curt Smith (DU)	18	81	4.5
Mark Morse (UT)	18	78	4.3
Billy Wright (BU)	18	72	4.0
Tyrone Bell (SIU)	18	69	3.8
K.C. Hunt (WSU)	18	69	3.8
Jackie Crawford (SMSU)	18	63	3.5
Johnny Murdock (SMSU)	18	58	3.2
Chris Lowery (SIU)	18	58	3.2
Richard Thomas (INSU)	18	57	3.2
Jason Singleton (CU)	18	55	3.1

Blocked Shots (Top 10)

Player (Team)	G	BLK	AVG
Ashraf Amaya (SIU)	18	27	1.5
David Winslow (BU)	18	24	1.3
John Smith (WSU)	18	23	1.3
Tony Graves (SMSU)	18	19	1.1
Marcus Timmons (SIU)	18	18	1.0
Deon Jackson (BU)	18	16	0.9
William Celestine (DU)	18	14	0.8
Mike Amos (CU)	18	12	0.7
Claudius Johnson (WSU)	18	12	0.7
Randy Blocker (UNI)	18	11	0.6
Khary Stanley (DU)	18	11	0.6
Brian Jones (UNI)	18	11	0.6

Steals (Top 10)

Player (Team)	G	STL	AVG
Curt Smith (DU)	18	51	2.8
Billy Wright (BU)	18	41	2.3
Mark Morse (UT)	18	40	2.2
Richard Thomas (INSU)	18	32	1.8
Cam Johnson (UNI)	17	29	1.7
Jeff Malham (UT)	18	28	1.6
Darrin Dafney (DU)	18	28	1.6
William Celestine (DU)	18	26	1.4
Mike VandeGarde (ILSU)	18	26	1.4
Matt Petty (CU)	18	26	1.4
Rodney Perry (SMSU)	17	24	1.4
Todd Wernhoener (WSU)	18	25	1.4
Lou Dawkins (DU)	18	25	1.4
Charles White (BU)	17	23	1.4



Team Statistics (Conference Games Only)

Scoring

Team	PTS	AVG
SIU	1399	77.7
UT	1321	73.4
DU	1292	71.8
INSU	1226	68.1
ILSU	1191	66.2
WSU	1173	65.2
SMSU	1155	64.2
CU	1134	63.0
UNI	1073	59.6
BU	1063	59.1

Scoring Defense

Team	PTS	AVG
BU	1086	60.3
SMSU	1093	60.7
ILSU	1128	62.7
UNI	1188	66.0
WSU	1189	66.1
CU	1208	67.1
SIU	1243	69.1
INSU	1259	69.9
UT	1313	72.9
DU	1320	73.3

Rebounds

Team	REB	AVG
SIU	683	37.9
UT	609	33.8
WSU	581	32.3
DU	568	31.6
BU	560	31.1
UNI	548	30.4
SMSU	537	29.8
INSU	533	29.6
CU	499	27.7
ILSU	488	27.1

Opponents' Rebounds

Team	REB	AVG
ILSU	520	28.9
SMSU	523	29.1
WSU	550	30.6
CU	557	30.9
INSU	558	31.0
BU	567	31.5
SIU	574	31.9
DU	580	32.2
UNI	583	32.4
UT	594	33.0

Rebound Margin

Team	REB	OPP	DIF
SIU	37.9	31.9	+6.0
WSU	32.3	30.6	+1.7
UT	33.8	33.0	+0.8
SMSU	29.8	29.1	+0.7
BU	31.1	31.5	-0.4
DU	31.6	32.2	-0.6
INSU	29.6	31.0	-1.4
ILSU	27.1	28.9	-1.8
UNI	30.4	32.4	-2.0
CU	27.7	30.9	-3.2

Field Goal Percentage

Team	FG	FGA	PCT
ILSU	444	896	.495
SIU	514	1070	.480
WSU	431	905	.476
INSU	413	879	.469
BU	405	868	.466
SMSU	411	891	.461
UT	473	1035	.457
CU	387	857	.451
UNI	407	902	.451
DU	455	1028	.442

Opponents' Field Goal Percentage

Team	FG	FGA	PCT
BU	388	924	.420
WSU	415	955	.435
SIU	427	973	.439
SMSU	399	856	.466
CU	421	900	.468
UT	456	959	.475
INSU	471	988	.477
UNI	448	939	.477
ILSU	426	883	.482
DU	489	954	.513

3-Point Field Goal Percentage

Team	3PT	3PTA	PCT
INSU	103	255	.403
CU	86	220	.390
DU	106	274	.386
WSU	97	253	.383
UT	127	343	.370
SIU	85	230	.369
SMSU	94	255	.368
ILSU	69	188	.367
UNI	44	130	.338
BU	35	118	.296

Opponents' 3-Point Field Goal Percentage

Team	3PT	3PTA	PCT
ILSU	59	182	.324
BU	63	189	.333
UT	96	269	.357
SIU	78	214	.364
SMSU	64	175	.366
WSU	99	260	.381
CU	76	199	.382
INSU	124	318	.390
UNI	76	195	.390
DU	111	265	.419

3-Point Field Goals Per Game

Team	3PT	3PTA	AVG
UT	127	343	7.1
DU	106	274	5.9
INSU	103	255	5.7
WSU	97	253	5.4
SMSU	94	255	5.2
CU	86	220	4.8
SIU	85	230	4.7
ILSU	69	188	3.8
UNI	44	130	2.4
BU	35	118	1.9

Free Throw Percentage

Team	FT	FTA	PCT
CU	274	358	.765
DU	276	364	.758
INSU	297	394	.753
SMSU	239	345	.692
UT	248	358	.692
WSU	214	314	.681
ILSU	234	345	.678
SIU	286	426	.671
UNI	215	336	.639
BU	218	345	.631

Opponents' Free Throw Percentage

Team	FT	FTA	PCT
UNI	216	327	.661
ILSU	217	328	.662
INSU	193	288	.670
SMSU	231	336	.688
SIU	311	447	.696
BU	247	354	.698
DU	231	327	.706
UT	305	431	.708
CU	290	400	.725
WSU	260	347	.749

Blocked Shots

Team	BLK	AVG
SIU	69	3.8
BU	59	3.3
WSU	53	2.9
UNI	45	2.5
DU	36	2.0
INSU	34	1.9
CU	33	1.8
UT	32	1.8
SMSU	26	1.4
ILSU	17	0.9

Steals

Team	STL	AVG
DU	183	10.2
UT	150	8.3
ILSU	139	7.7
BU	139	7.7
SIU	124	6.9
CU	124	6.9
UNI	122	6.8
INSU	106	5.9
WSU	97	5.4
SMSU	93	5.2

Turnover Margin

Team	CAUSED	TO	DIF
DU	302	238	+3.6
UT	321	285	+2.0
ILSU	297	264	+1.8
SIU	276	261	+0.8
SMSU	225	212	+0.7
CU	302	327	-1.4
UNI	245	274	-1.6
BU	250	281	-1.7
INSU	241	273	-1.7
WSU	236	280	-2.4

Year-by-Year Results with 1993-94 Opponents

Bradley (BU leads 4-1)

1970-71	71-117	L
1991-92	53-70	L
	52-54	L
1992-93	81-76	W
	46-72	L

Cal State-Fullerton (CS-F leads 1-0)

1992-93	55-66	L
---------	-------	---

Chicago State (UNI leads 2-0)

1981-82	67-64	W
1989-90	96-81	W

Creighton (CU leads 3-2)

1917-18	15-35	L
1991-92	54-57	L
	76-56	W
1992-93	60-58	W
	54-59	L

Drake (DU leads 10-9)

1907-08	53-27	W
1913-14	12-24	L
	37-12	W
1914-15	17-21	L
1945-46	33-36	L
1947-48	49-58	L
1981-82	58-62	L
1982-83	65-73	L
1983-84	67-55	W
1986-87	52-86	L
1987-88	77-88	L
1988-89	87-72	W
1989-90	71-63	OT W
1990-91	83-67	W
1991-92	56-51	W
	96-84	W
1992-93	59-69	L
	64-62	OTW
	59-63	L

Illinois State (ISU leads 16-1)

1959-60	74-87	L
1961-62	95-76	W
1975-76	66-102	L
1976-77	61-74	L
1977-78	76-82	L
1979-80	56-77	L
1980-81	63-65	L
	44-64	L
1981-82	39-62	L
1982-83	60-66	L
1983-84	46-67	L
1991-92	66-73	L
	60-72	L
	58-70	L
1992-93	49-69	L
	59-71	L

Indiana State (ISU leads 3-1)

1991-92	54-65	L
	50-55	L
1992-93	59-69	L
	59-52	W

Iowa (UI leads 21-2)

1906-07	9-51	L
	25-70	L
1907-08	16-73	L
1908-09	12-42	L
	9-49	L
1909-10	11-34	L
	17-43	L
1911-12	8-28	L
	16-21	L
1912-13	20-24	L
	21-15	W
1913-14	20-21	L
	14-27	L
1914-15	16-44	L
1916-17	15-33	L
1979-80	46-78	L
1980-81	52-86	L
1981-82	53-84	L
1988-89	76-95	L
1989-90	77-74	W
1990-91	68-72	L
1991-92	85-108	L
1992-93	44-64	L

Iowa State (ISU leads 26-4)

1916-17	15-22	L
1919-20	19-28	L
1928-29	27-29	L
1932-33	23-29	L
1937-38	26-30	L
	28-35	L
1938-39	38-29	W
	32-43	L
1942-43	33-34	L
1946-47	36-47	L
1947-48	47-52	L
1963-64	59-54	W
1964-65	54-50	W
1965-66	54-73	L
1966-67	78-79	L
1967-68	73-99	L
1974-75	70-123	L
1980-81	69-83	L
1981-82	65-78	L
1982-83	50-73	L
1983-84	75-91	L
1984-85	61-69	L
1985-86	60-83	L
1986-87	60-79	L
1987-88	75-80	L
1988-89	80-88	L
1989-90	80-92	L
1990-91	68-62	W
1991-92	66-84	L
1992-93	67-74	L

Long Island (1st Meeting)

Morningside (UNI leads 56-36)

1920-21	21-14	L
1934-35	42-49	L
	47-38	W
1935-36	23-22	W
	30-33	L
1936-37	22-25	L
	16-32	L
1937-38	29-23	W
	34-41	L
1938-39	34-48	L
	42-17	W
1939-40	40-33	W
	40-39	W
1940-41	56-42	L
	41-48	L
1941-42	22-34	L
	35-42	L
1942-43	33-36	L
	50-42	W
1945-46	47-49	L
1946-47	46-42	W
1947-48	71-49	W
	41-40	W
1948-49	55-57	L
	62-42	W
1949-50	75-56	W
	65-53	W
1950-51	55-53	W
	71-60	W
1951-52	63-93	L
	57-58	L
1952-53	80-77	W
	90-72	W
1953-54	69-79	L
	58-66	L
1954-55	78-71	W
	74-83	L
	103-71	W
1955-56	72-67	W
	88-79	W
1956-57	72-78	L
	51-60	L
1957-58	72-90	L
	94-55	W
1958-59	72-68	W
	75-80	L
1959-60	101-69	W
	90-64	W
1960-61	87-64	W
	83-49	W
1961-62	67-72	L
	98-74	W
1962-63	73-68	W
	79-66	W
1963-64	90-62	W
	79-63	W
1964-65	66-72	L
	103-86	W

1965-66	78-54	W
---------	-------	---

	78-62	W
	93-56	W

1966-67	74-71	W
	74-68	W

1967-68	94-73	W
	81-68	W

1968-69	81-76	W
	109-63	W

1969-70	83-73	W
	74-71	W

1970-71	58-73	L
	78-65	W

1971-72	91-60	W
	85-74	W

1972-73	90-77	W
	83-61	W

1973-74	64-75	L
	77-82	L

1974-75	63-77	L
	82-65	W

	86-83	W
1975-76	73-81	L

	80-86	L
	95-74	W

1976-77	66-63	W
	78-86	L

1977-78	55-61	L
	64-62	OT W

	83-67	W
1978-79	85-63	W

1979-80	83-47	W
1987-88	90-74	W

1990-91	85-86	L
---------	-------	---

Nebraska (UN leads 10-0)

1948-49	52-63	L
1949-50	54-60	L
1950-51	55-63	L
1951-52	44-60	L
1960-61	68-78	L
1962-63	59-78	L
1970-71	71-95	L
1973-74	55-73	L
1981-82	42-53	L
1983-84	64-90	L

St. Bonaventure (SBU leads 1-0)

1992-93	63-74	L
---------	-------	---

Southern Illinois (SIU leads 7-2)

1964-65	48-67	L
1965-66	43-68	L
1966-67	58-93	L
1968-69	55-73	L
1970-71	81-107	L
1991-92	80-69	W
	61-70	L
1992-93	69-88	L
	54-51	W

Southwest Missouri State

(SMSU leads 16-6)

1982-83	53-72	L
	66-60	W

1983-84	45-62	L
	59-51	W

1984-85	62-57	W
	54-62	L

1985-86	65-73	L
	69-76	L

1986-87	72-80	L
	52-75	L

1987-88	67-75	L
	78-93	L

1988-89	78-93	L
	91-81	W

1989-90	72-82	L
	86-94	2OT L

	63-61	W
1990-91	58-67	L

1991-92	48-73	L
	47-58	L

1992-93	49-72	L
	54-53	W

Tulsa (Series tied 2-2)

1991-92	83-68	W
	54-70	L

1992-93	75-66	W
	61-66	L

Wichita State (WSU leads 3-2)

1977-78	65-71	L
1991-92	60-65	L

	78-65	W
1992-93	74-72	OTW

	47-63	L
--	-------	---

Bradley University

Monday, February 7, 1994 — UNI-Dome
Saturday, February 26, 1994 — Carver Arena

Location: Peoria, IL 61625
Enrollment: 6,000
Nickname: Braves
Colors: Red & White
Conference: Missouri Valley (7-11/T7)
Home Court/Capacity: Carver Arena/10,470
Press Row Phone: 309-673-8381
President: Dr. John R. Brazil
Athletic Director: Ron Ferguson
Office Phone: 309-677-2670
Sports Information Director: Joe Dalfonso
Office Phone: 309-677-2624
Home Phone: 309-673-5248
Assistant SID: Bo Ryan
FAX: 309-677-2626
Radio: WMBD-1470
Television: WEEK-TV



Head Coach: Jim Molinari
Alma Mater/Year: Illinois Wesleyan/1977
Record at Bradley/Years: 18-39/2
Career Record/Years: 60-56/4
Basketball Office Phone: 309-677-2668
Best Time to Call: Mornings
Assistant Coaches/Alma Mater/Year: Rob Judson/Illinois/1980, Pat Donahue/Elmhurst/1988, Duane Broussard/Bradley/1993

1992-93 Overall Record: 11-16
Series Record: Bradley leads 4-1
First Meeting: 1970-71, BU 117-71
Last Meeting: 1992-93, BU 72-46

STARTERS RETURNING:

Marcus Pollard	F	6-5	225	Sr.	7.9 ppg	5.3 rpg	Lanette, AL
Roger Suchy	G	6-3	195	Jr.	7.2 ppg	3.6 rpg	Carol Stream, IL
David Winslow	C	6-8	220	Jr.	4.4 ppg	4.0 rpg	Atlanta, GA
Billy Wright	G	5-10	155	So.	8.6 ppg	4.4 apg	Richmond, IN

OTHER LETTERMEN RETURNING:

Dwayne Funches	F	6-5	195	So.	5.4 ppg	3.0 rpg	Chicago, IL
Deon Jackson	F	6-6	200	So.	12.3 ppg	4.6 rpg	Dayton, OH
Chad Kleine	F/C	6-8	215	So.	6.2 ppg	1.7 rpg	Fortville, IN

NEWCOMERS:

James Baptist	C	7-1	230	Fr.			Chicago, IL
Kerry Burrell	G	6-3	180	Fr.			Chicago, IL
Brian Hildebrand	F	6-7	225	Jr.			Highland Community College
Anthony Parker	G	6-5	175	Fr.			Naperville, IL

1993-94 SCHEDULE

Nov. 23	Slovakia Nationals
Nov. 27	Maine
Dec. 1	Illinois Wesleyan
Dec. 4	at Chicago State
Dec. 7	at DePaul
Dec. 16	at Oregon State
Dec. 18	Florida Atlantic
Dec. 23	at Drake
Dec. 29	Mississippi
Jan. 6	at Tulsa
Jan. 8	at Wichita State
Jan. 12	Indiana State
Jan. 15	at Southern Illinois
Jan. 19	Illinois State
Jan. 22	Southwest Missouri State
Jan. 24	Drake
Jan. 29	Southern Illinois
Feb. 2	at Illinois State
Feb. 5	Tulsa
Feb. 7	at Northern Iowa
Feb. 12	at Indiana State
Feb. 15	Creighton
Feb. 19	Wichita State
Feb. 21	at Southwest Missouri State
Feb. 23	Loyola (IL)
Feb. 26	Northern Iowa
Feb. 28	at Creighton
Mar. 5-7	at Diet Pepsi Missouri Valley Conference Tournament

1992-93 RESULTS (11-16)

49	Utah.....	83
69	at Loyola (IL).....	64
54	Manhattan.....	61
85	Chicago State.....	61
54	at Maine.....	56
65	Creighton.....	42
55	at Tennessee-Chattanooga.....	75
74	at Florida Atlantic.....	54
50	at Wichita State.....	58
43	at Tulsa.....	66
51	Southwest Missouri State.....	46
65	Drake.....	73
64	Southern Illinois.....	77
68	at Illinois State.....	70
70	Indiana State.....	74
48	at Creighton.....	59
42	at Southern Illinois.....	77
73	Wichita State.....	64
49	at Southwest Missouri State.....	63
76	at Northern Iowa.....	81
53	at Indiana State.....	36
72	Tulsa.....	57
55	Illinois State.....	41
47	at Drake.....	56
72	Northern Iowa.....	46
59	DePaul.....	53
61	(n)OT Southern Illinois.....	63

Cal State-Fullerton

Tuesday, December 28, 1993 — Titan Gym

Location: Fullerton, CA 92634-9480
Enrollment: 24,500
Nickname: Titans
Colors: Orange, Blue & White
Conference: Big West (10-8/T5th)
Home Court/Capacity: Titan Gym/4,000
Press Row Phone: 714-773-3970
President: Dr. Milton A. Gordon
Athletic Director: Bill Shumard
Office Phone: 714-773-3058
Sports Information Director: Mel Franks
Office Phone: 714-773-3970
Home Phone: 714-525-7609
FAX Number: 714-773-3141
Radio: KMNy-1600 AM



Head Coach: Brad Holland
Alma Mater/Year: UCLA/1979
Record at FSU: 15-12/1
Career Record: 15-12/1
Basketball Office Phone: 714-773-3711
Best Time to Call: 10 a.m.-12 noon
Assistant Coaches/Alma Mater/Year: Chris Brazier/Montana State/1984, Bob Hawking/CSU-Northridge/1971, George Tuttle/Texas/1990

1992-93 Record: 15-12
Series Record: CS-F leads 1-0
First Meeting: 1992-93, CS-F 66-55

STARTERS RETURNING:

None

OTHER RETURNING LETTERMEN:

Todd Satalowich	F	6-7	220	Sr.	0.7 ppg	1.2 rpg	Columbia MO
Greg Vernon	G	6-4	165	Sr.	2.3 ppg	1.2 rpg	Los Angeles, CA

NEWCOMERS:

Chris Dade	G	6-2	170	Fr.			San Diego, CA
James French	G	6-2	170	Jr.			Richmond, CA
Josh King	F	6-7	200	Fr.			Carmichael, CA
Darren Little	F	6-7	205	Jr.			Quitman, GA
Winston Peterson	F	6-6	220	Jr.			Fort Worth, TX
Danny Robinson	G	6-0	165	Jr.			Baltimore, MD
Chris St. Clair	G	6-0	170	Fr.			La Habra, CA
Jerome Washington	F	6-5	195	Jr.			Denver, CO
DeVaughn Wright	F	6-6	205	Fr.			Santa Ana, CA

1993-94 SCHEDULE

Nov. 23	Melbourne Magic
Dec. 4	at Wyoming
Dec. 7	Concordia College (Irvine)
Dec. 10	at St. Mary's
Dec. 18	Utah
Dec. 21	at Colorado
Dec. 23	at Colorado State
Dec. 28	Northern Iowa
Dec. 30	Oklahoma Baptist
Jan. 3	UC-Irvine
Jan. 5	UNLV
Jan. 8	New Mexico State
Jan. 15	at Utah State
Jan. 17	at Nevada
Jan. 20	San Jose State
Jan. 22	Pacific
Jan. 27	at UC-Santa Barbara
Jan. 29	at Long Beach State
Feb. 3	at Pacific
Feb. 5	at San Jose State
Feb. 10	Nevada
Feb. 12	Utah State
Feb. 17	at UNLV
Feb. 19	at New Mexico State
Feb. 24	at UC-Irvine
Mar. 3	Long Beach State
Mar. 5	UC-Santa Barbara
Mar. 12	at Big West Tournament

1992-93 RESULTS (15-12)

82	St. Mary's.....	62
66	at Northern Iowa.....	55
73	at Drake.....	86
75	at Cal State-Northridge.....	68
86	Eastern Illinois.....	60
92	Chapman.....	71
82	at UCLA.....	90
65	at UNLV.....	78
67	at New Mexico State.....	78
81	Nevada.....	62
91	Utah State.....	71
61	at UC-Irvine.....	59
58	at Long Beach State.....	72
72	OT at UC-Santa Barbara.....	68
66	San Jose State.....	61
71	Pacific.....	58
61	at Utah State.....	86
72	at Nevada.....	60
63	Houston.....	77
86	OT UC-Irvine.....	88
68	Long Beach State.....	61
66	UC-Santa Barbara.....	64
53	at Pacific.....	56
58	at San Jose State.....	60
70	New Mexico State.....	78
84	UNLV.....	83
68	(n)Long Beach State.....	80

Chicago State

Tuesday, January 18, 1994 — UNI-Dome

Location: Chicago, IL 60628
Enrollment: 8,004
Nickname: Cougars
Colors: Green and White
Conference: East Coast (Independent in 1992-93)
Home Court/Capacity: Physical Education Building/2,500
President: Dr. Dolores Cross
Athletic Director: Al Avant
Office: 312-995-2295
Sports Information Director: TBA
Office Phone: 312-995-2217
FAX: 312-995-3656
Radio: None

Head Coach: Rick Pryor
Alma Mater/Year: Chicago State/1979
Record at CSU/Years: 15-68/3
Career Record/Years: Same
Basketball Office Phone: 312-995-2289
Best Time to Call: 11 a.m.-2 p.m.
Assistant Coaches/Alma Mater/Year: Calvin Pierce/Oklahoma/1984

1992-93 Overall Record: 4-23
Series Record: UNI leads 2-0
First Meeting: 1981-92, UNI 67-64
Last Meeting: 1989-90, UNI 96-81

STARTERS RETURNING:

Jason Hodges	G	6-3	180
Ryon Malone	G	5-8	160
Tyron Maxey	C/F	6-7	200

OTHER LETTERMEN RETURNING:

Antoine Morris	G	5-8	160
Desmond Rice	F	6-4	200
Reggie Ward	C/F	6-7	240
Mosezell Williams	F	6-6	190
Steve Wilson	G/F	6-5	195

NEWCOMERS:

Kory Billups	F	6-6	220
Jasmine Bradford	G	6-2	170
Coloco Buie	F	6-5	180
Scott Davis	F	6-3	170
Larry Simmons	G	6-2	170

15.5 ppg	3.4 rpg	Park Forest, IL
9.3 ppg	2.0 rpg	Detroit, MI
6.0 ppg	4.8 rpg	Chicago, IL

5.5 ppg	2.0 rpg	Chicago, IL
7.4 ppg	4.6 rpg	Detroit, MI
4.4 ppg	4.3 rpg	Dolton, IL
1.8 ppg	1.0 rpg	Chicago, IL
0.4 ppg	0.8 rpg	Country Club Hills, IL

Harvey, IL
Champaign, IL
Crete, IL
Champaign, IL

1993-94 SCHEDULE

Nov. 26	at DePaul
Dec. 1	Eastern Kentucky
Dec. 4	Bradley
Dec. 6	at Southeast Missouri State
Dec. 8	at St. Louis
Dec. 11	Utah
Dec. 18	at Illinois
Dec. 20	at Western Illinois
Dec. 22	Eastern Michigan
Dec. 27	at Wisconsin-Green Bay
Dec. 30	Northern Illinois
Jan. 2	at Western Michigan
Jan. 5	at Cincinnati
Jan. 13	Northeastern Illinois
Jan. 18	at Northern Iowa
Jan. 22	Missouri-Kansas City
Jan. 31	Evansville
Feb. 2	at North Carolina-Wilmington
Feb. 7	at Missouri-Kansas City
Feb. 12	at Troy State
Feb. 17	Central Connecticut State
Feb. 19	Central State
Feb. 21	at Buffalo
Feb. 24	at Northeastern Illinois
Feb. 26	Hofstra
Mar. 2	at Wisconsin-Milwaukee
Mar. 4-6	at East Coast Conference Tournament at Buffalo, NY

1992-93 RESULTS (4-23)

59	at DePaul81
61	at Eastern Michigan86
61	at Illinois88
91	at Southern Illinois106
69	at Ball State75
61	at Bradley85
75	at Toledo82
59	at Wisconsin-Green Bay81
91	Southeast Missouri State71
76	Western Illinois74
78	Detroit96
70	Northern Illinois76
91	at Wright State136
47	at Marquette96
76	at Missouri-Kansas City106
43	at Cincinnati103
84	Central State78
54	at Evansville116
60	Wisconsin-Milwaukee78
89	OT North Carolina-Greensboro95
74	Northeastern Illinois77
64	at Wisconsin-Milwaukee65
69	Missouri-Kansas City83
66	at St. Louis116
91	OT at NC-Greensboro88
73	at Northeastern90
67	Illinois at Chicago92



Creighton

Tuesday, January 4, 1994 — Omaha Civic Auditorium
Saturday, January 22, 1994 — UNI-Dome

Location: Omaha, NE 68178
Enrollment: 6,158
Nickname: Bluejays
Colors: Blue and White
Conference: Missouri Valley (6-12/10th)
Home Court/Capacity: Omaha Civic Auditorium/9,481
Press Row Phone: TBA
President: Rev. Michael Morrison, S.J.
Athletic Director: Thomas Moore
Office Phone: 402-280-2720
Sports Information Director: Kevin Sarver
Office Phone: 402-280-2488
Home Phone: 402-895-9496
FAX: 402-280-2495
Radio: KKAR

Head Coach: Rick Johnson
Alma Mater/Year: Kearney State/1981
Record at Creighton/Years: 17-37/2
Career Record/Years: Same
Basketball Office Phone: 402-280-1795
Best Time to Call: Mornings
Assistant Coaches/Alma Mater/Year: Lonnie Thompson/Middle Tennessee State/1986, Todd Eisner/Creighton/1991

1992-93 Overall Record: 8-18
1992-93 Post-Season: None
Series Record: Creighton leads 3-2
First Meeting: 1917-18, CU 35-15
Last Meeting: 1992-93, CU 59-54

STARTERS RETURNING:

Jason Singleton	G	5-9	155	Sr.	9.1 ppg	3.1 rpg	Morgan City, LA
Andre Tucker	F	6-7	215	Sr.	8.1 ppg	5.2 rpg	Houston, TX
Jerry Vanderheydt	F	6-9	215	Sr.	7.6 ppg	3.1 rpg	Pekin, IL

OTHER LETTERMEN RETURNING:

Jason Bey	G	6-2	170	Jr.	1.6 ppg	1.7 rpg	Chicago, IL
Denny Halligan	G	6-3	165	Sr.	5.1 ppg	2.3 rpg	Hawarden, IA

NEWCOMERS:

Randall Crutcher	F	6-7	205	Fr.			Bolingbrook, IL
Donald Davenport	F	6-5	190	Jr.			McComb, MS
Nate King	F/C	6-8	260	Jr.			Chicago, IL
Adam Reid	F	6-8	205	Fr.			Solon, IA
Rick Steele	F	6-6	190	Fr.			New Castle, PA
Troy Wharton	G	5-11	160	Fr.			New Orleans, LA
Mike Worley	G	6-2	170	Jr.			Lajunta, CO

1993-94 SCHEDULE

Nov. 19	Team Zagreb of Croatia
Nov. 23	AAU Nationals
Nov. 29	at Missouri-Kansas City
Dec. 1	at Iowa State
Dec. 4	Nebraska-Omaha
Dec. 6	St. Louis
Dec. 9	Nebraska
Dec. 19	at Montana
Dec. 22	Florida A&M
Dec. 28-30	at Big Island Invitational
Jan. 4	Northern Iowa
Jan. 8	at Indiana State
Jan. 13	Oral Roberts
Jan. 15	Tulsa
Jan. 17	Southern Illinois
Jan. 20	at Drake
Jan. 22	at Northern Iowa
Jan. 24	at Wichita State
Jan. 29	Southwest Missouri State
Jan. 31	at Southern Illinois
Feb. 3	Indiana State
Feb. 5	Wichita State
Feb. 9	Drake
Feb. 12	Illinois State
Feb. 14	at Bradley
Feb. 19	at Illinois State
Feb. 24	at Southwest Missouri State
Feb. 26	at Tulsa
Feb. 28	Bradley
Mar. 5-7	at Diet Pepsi Missouri Valley Conference Tournament

1992-93 RESULTS (8-18)

59	Iowa State68
59	at Colorado State77
83	at Nebraska100
70	Illinois State63
56	at Siena69
42	at Bradley65
64	at Southern Illinois85
84	ZOT Montana78
45	at Eastern Illinois49
73	Drake78
66	Indiana State80
79	Southern Illinois71
72	Southwest Missouri State58
47	at Wichita State68
85	OT at Drake90
58	at Northern Iowa60
48	Bradley59
60	Cleveland State69
63	Tulsa70
88	Missouri-Kansas City79
62	at Southwest Missouri State65
59	Northern Iowa54
53	at Illinois State59
66	at Tulsa69
58	at Indiana State71
58	Wichita State54



Drake University

Sunday, December 12, 1993 — UNI-Dome
Saturday, February 12, 1994 — Knapp Center

Location: Des Moines, IA 50311
Enrollment: 4,000
Nickname: Bulldogs
Colors: Blue & White
Conference: Missouri Valley (9-9/4th)
Home Court/Capacity: Knapp Center/7,002
President: Dr. Michael Ferrari
Athletic Director: Lynn King
Office Phone: 515-271-2889
Sports Information Director: Mike Mahon
Office Phone: 515-271-3012
Home Phone: 515-223-4812
FAX: 515-271-3015
Radio: KSO



Head Coach: Rudy Washington
Alma Mater/Year: Redlands/1983
Record at Drake/Years: 28-56/3
Career Record/Years: Same
Basketball Office Phone: 515-271-3894
Best Time to Call: 10-11:30 a.m.
Assistant Coaches/Alma Mater/Year: Felton Sealey/Oregon/1981, Pat Rafferty/Eastern Montana/1981

1992-93 Overall Record: 14-14
Series Record: Drake leads 10-9
First Meeting: 1907-08, UNI 53-27
Last Meeting: 1992-93, Drake 59-63

STARTERS RETURNING:

Jeff Allen	G	6-4	185	Sr.	10.2 ppg	3.1 rpg	LeGrand, IA
William Celestine	F	6-4	183	Sr.	6.7 ppg	6.6 rpg	Los Angeles, CA

OTHER LETTERMEN RETURNING:

Clayton Allen	G	6-2	185	Sr.	4.3 ppg	1.7 rpg	Buna, TX
Marvin King	C	6-6	210	Jr.	1.1 ppg	1.1 rpg	Missouri City, TX
Dan Knuckey	G	6-0	175	So.	0.0 ppg	0.9 rpg	Rock Island, IL
Khary Stanley	C	6-11	261	So.	3.3 ppg	2.5 rpg	Lynwood, CA
Aleksandar Surja	G	6-2	182	Jr.	0.4 ppg	0.2 rpg	Novi Sad, Serbia
Rudy Washington	G	6-3	190	So.	1.8 ppg	0.6 rpg	Los Angeles, CA

NEWCOMERS:

Josh Donner	F	6-7	230	Fr.			Oshkosh, WI
Bruce Overton	F	6-7	215	Jr.			Indianola, IA
Andy Pawlowski	C	6-9	225	Fr.			Springfield, MO

1993-94 SCHEDULE

Nov. 27	Simpson
Nov. 30	at Iowa
Dec. 4	Toledo
Dec. 7	Iowa State
Dec. 12	at Northern Iowa
Dec. 23	Bradley
Dec. 28-29	at Capitol City Classic
Jan. 3	at Houston
Jan. 7	at San Diego
Jan. 10	Southern Illinois
Jan. 13	at Tulsa
Jan. 15	Southwest Missouri State
Jan. 20	Creighton
Jan. 22	at Illinois State
Jan. 24	at Bradley
Jan. 29	Tulsa
Feb. 2	at Wichita State
Feb. 5	Indiana State
Feb. 9	at Creighton
Feb. 12	Northern Iowa
Feb. 17	at Indiana State
Feb. 19	at Southern Illinois
Feb. 24	Illinois State
Feb. 26	at Southwest Missouri State
Feb. 28	Wichita State
Mar. 5-7	at Diet Pepsi Missouri Valley Conference Tournament

1992-93 RESULTS (14-14)

86 Sacramento State	65
86 at Colorado State	96
86 Cal State-Fullerton	73
95 Lewis	77
66 San Jose State	43
86 at Louisiana State	94
65 Iowa	80
78 at Creighton	73
66 Wichita State	62
73 at Indiana State	96
73 at Bradley	65
74 at Southern Illinois	92
90 OT Creighton	85
81 at Iowa State	119
57 at Illinois State	60
96 2OT Tulsa	88
69 at Northern Iowa	59
87 Southern Illinois	79
76 Indiana State	74
82 at Tulsa	95
67 Southwest Missouri	71
62 OT Northern Iowa	64
65 at Wichita State	73
56 Bradley	47
54 Illinois State	55
67 at Southwest Missouri	82
63 Northern Iowa	59
59 Illinois State	60

Illinois State

Sunday, December 19, 1993 — Redbird Arena
Saturday, February 5, 1994 — UNI-Dome

Location: Normal, IL 61761-6901
Enrollment: 21,000
Nickname: Redbirds
Colors: Red & White
Conference: Missouri Valley (13-5/1st)
Home Court/Capacity: Redbird Arena/10,600
Press Row Phone: 309-438-5950
President: Dr. Thomas Wallace
Athletic Director: Rick Greenspan
Office Phone: 309-438-3636
Sports Information Director: Kenny Mossman
Office Phone: 309-438-3825
Home Phone: 309-888-4023
FAX: 309-438-5634
Radio: WJBC



Head Coach: Kevin Stallings
Alma Mater/Year: Purdue/1982
Record at Illinois State/Years: 0-0/1st
Career Record/Years: 0-0/1st
Basketball Office Phone: 309-438-8681
Best Time to Call: Weekday mornings
Assistant Coaches/Alma Mater/Year: Jeff Wulbrun/Cal State-Fullerton/1983, King Rice/North Carolina/1992

1992-93 Overall Record: 19-10
Series Record: Illinois State leads 16-1
First Meeting: 1959-60, ISU 87-74
Last Meeting: 1992-93, ISU 71-59

STARTERS RETURNING:

Thomas Hunter	F	6-6	235	Sr.	9.1 ppg	4.7 rpg	Nashville, TN
Scott Taylor	F	6-8	196	Sr.	7.9 ppg	4.4 rpg	Newton, MA
Mike VandeGarde	F	6-8	200	Sr.	15.3 ppg	5.0 rpg	Bloomington, MN
Todd Wernhoener	G	6-2	186	Sr.	3.2 ppg	1.8 rpg	Quincy, IL

OTHER LETTERMEN RETURNING:

Chad Altadonna	G	6-3	188	Jr.	4.4 ppg	1.6 rpg	Centralia, IL
Charles Barnes	F	6-5	185	Sr.	4.9 ppg	1.1 rpg	Chicago, IL
Antonio Cooper	G	5-9	170	So.	0.7 ppg	0.4 rpg	Dolton, IL
Brian Kern	C	6-9	235	Jr.	2.4 ppg	1.7 rpg	Vandalia, IL
Jon Litwiller	F	6-6	210	So.	1.0 ppg	0.9 rpg	Morton, IL

NEWCOMERS:

David Cason	G	6-0	165	Jr.			Baltimore, MD
Markku Larkio	F	6-8	215	Fr.			Finland
Jay Phifer	G	6-2	175	Fr.			Troy, MI
Ryan Weichman	F	6-8	215	Fr.			Flanagan, IL

1993-94 SCHEDULE

Nov. 18	Arkansas Express
Nov. 27	Slovakia Nationals
Dec. 4	at Northwestern
Dec. 9	at Butler
Dec. 11	at DePaul
Dec. 19	Northern Iowa
Dec. 21	Evansville
Dec. 28-29	at Music City Invitational
Jan. 3	Colorado
Jan. 8	at Southern Illinois
Jan. 12	at Southwest Missouri State
Jan. 15	Indiana State
Jan. 19	at Bradley
Jan. 22	Drake
Jan. 24	Dayton
Jan. 27	at Tulsa
Jan. 29	at Wichita State
Feb. 2	Bradley
Feb. 5	at Northern Iowa
Feb. 7	Tulsa
Feb. 9	Southwest Missouri State
Feb. 12	at Creighton
Feb. 17	Wichita State
Feb. 19	Creighton
Feb. 21	at Indiana State
Feb. 24	at Drake
Feb. 27	Southern Illinois
Mar. 5-7	at Diet Pepsi Missouri Valley Conference Tournament

1992-93 RESULTS (19-10)

82 Lewis	69
69 Butler	53
66 DePaul	67
67 at Evansville	86
61 at Tulsa	74
63 at Creighton	70
56 at Idaho State	66
64 at St. Mary's	44
65 Southwest Missouri State	57
60 at Indiana State	63
88 Southern Illinois	74
68 at Wichita State	66
82 OT at Southwest Missouri	73
88 Loyola	64
70 OT Bradley	68
68 at Southern Illinois	83
60 Drake	57
64 Indiana State	48
69 at Northern Iowa	49
75 Wichita State	62
55 Miami (OH)	65
72 Tulsa	63
59 Creighton	53
41 at Bradley	55
55 at Drake	54
71 Northern Iowa	59
73 at Indiana State	68
60 (n) Drake	59
59 (n) Southern Illinois	70

Indiana State

Saturday, January 29, 1994 — UNI-Dome
Saturday, February 19, 1994 — Hulman Center
Location: Terre Haute, IN 47809
Enrollment: 12,271
Nickname: Sycamores
Colors: Royal Blue & White
Conference: Missouri Valley (7-11/T7th)
Home Court/Capacity: Hulman Center/10,200
Press Row Phone: 812-237-7656
President: Dr. John W. Moore
Athletic Director: Brian Faison
Office Phone: 812-237-4040
Sports Information Director: Eric Ruden
Office Phone: 812-237-4160
Home Phone: 812-299-0233
Assistant SID: Tom James
FAX: 812-237-4157
Radio: WTHI
Television: WTHI-TV
Head Coach: Bates Locke
Alma Mater/Year: Ohio Wesleyan/1959
Record at Indiana State/Years: 46-66/4
Career Record/Years: 251-232/18
Basketball Office Phone: 812-237-4002
Best Time to Call: 10 a.m.-Noon weekdays
Assistant Coaches/Alma Mater/Year: Doug Novsek/Southern Illinois/1987, Jeff Bell/Indiana State/1990
1992-93 Overall Record: 11-17
Series Record: Indiana State leads 3-1
First Meeting: 1991-92, ISU 65-54
Last Meeting: 1992-93, UNI 59-52



STARTERS RETURNING:

Matt Burgess	F	6-5	220	Jr.	10.2 ppg	4.4 rpg	Switz City, IN
Marcus Johnson	C	6-9	235	Sr.	3.8 ppg	3.0 rpg	Indianapolis, IN

OTHER LETTERMEN RETURNING:

Chad Alvey	F	6-5	195	So.	0.7 ppg	0.8 rpg	Branchville, IN
Robert Carr	C	6-9	215	Jr.	0.7 ppg	1.1 rpg	Paoli, IN
Mike Harris	F	6-5	195	So.	3.3 ppg	2.2 rpg	Jeffersonville, IN
Mike Jovanovich	F	6-5	200	Jr.	4.9 ppg	1.7 rpg	Griffith, IN
Tony McGee	G	5-9	165	So.	0.4 ppg	0.2 rpg	Terre Haute, IN
Ernie Maesch	G	6-2	170	Sr.	0.5 ppg	0.2 rpg	Staunton, IN
J.P. Mathews	G	6-0	163	Jr.	1.3 ppg	0.0 rpg	Speedway, IN

NEWCOMERS:

Mario Clark	G	6-2	183	Jr.			Aurora, IL
Jim Cruse	F	6-4	205	Fr.			Terre Haute, IN
Cory DeGroot	G	6-4	205	So.			W. Terre Haute, IN
Josh Hallatt	C	6-11	225	Fr.			Switz City, IN
Nick Hargrove	G	6-1	185	Fr.			Macon, GA
Denny Hinson	F	6-5	220	Jr.			DeLand, FL
Corey Johnson	G	6-0	185	Fr.			Griffin, GA

1993-94 SCHEDULE

Nov. 18	Spartan
Dec. 1	at Eastern Illinois
Dec. 3-4	at Boilermaker Invitational
Dec. 7	Cook Group AAU
Dec. 11	at Butler
Dec. 14	at Evansville
Dec. 18	at Oral Roberts
Dec. 22	Ball State
Jan. 2	at Southwest Missouri State
Jan. 5	Evansville
Jan. 8	Creighton
Jan. 12	at Bradley
Jan. 15	at Illinois State
Jan. 20	Wichita State
Jan. 22	Tulsa
Jan. 25	Southern Illinois
Jan. 29	at Northern Iowa
Feb. 1	Southwest Missouri State
Feb. 3	at Creighton
Feb. 5	at Drake
Feb. 9	at Southern Illinois
Feb. 12	Bradley
Feb. 17	Drake
Feb. 19	Northern Iowa
Feb. 21	Illinois State
Feb. 26	at Wichita State
Feb. 28	at Tulsa
Mar. 5-7	at Diet Pepsi Missouri Valley Conference Tournament

1992-93 RESULTS (11-17)

69	at Iowa State.....	84
70	Butler.....	56
71	Oral Roberts.....	67
74	Eastern Illinois.....	54
64	at Ball State.....	66
58	Evansville.....	55
63	at Purdue.....	92
46	at Evansville.....	64
69	Wichita State.....	73
73	at Northeastern Illinois.....	76
63	Illinois State.....	60
80	at Creighton.....	66
96	Drake.....	73
68	at Wichita State.....	84
84	2OT at Tulsa.....	89
69	Northern Iowa.....	59
74	OT at Bradley.....	70
52	at Northern Iowa.....	59
48	at Illinois State.....	64
60	Southern Illinois.....	75
73	Southwest Missouri.....	76
74	2OT at Drake.....	76
66	at Southern Illinois.....	78
36	Bradley.....	53
57	at Southwest Missouri.....	72
86	Tulsa.....	74
71	Creighton.....	58
68	(n)Illinois State.....	73

Iowa

Tuesday, December 7, 1993 — UNI-Dome

Location: Iowa City, IA 52242
Enrollment: 28,000
Nickname: Hawkeyes
Colors: Old Gold & Black
Conference: Big Ten (11-7/T3rd)
Home Court/Capacity: Carver-Hawkeye Arena/15,500
Press Row Phone: 319-335-7284
President: Hunter Rawlings
Athletic Director: Robert Bowlsby
Office Phone: 319-335-9435
Sports Information Director: Phil Haddy
Office Phone: 319-335-9411
Home Phone: 319-339-0980
Assistant SID: Steve Roe
FAX: 319-335-9417
Radio: WHO Net, WMT Net, KHAK Net
Television: Iowa/Raycom Network



Head Coach: Tom Davis
Alma Mater/Year: Wisconsin-Platteville/1960
Record at Iowa/Years: 152-72/7
Career Record/Years: 426-222/22
Basketball Office Phone: 319-335-9444
Best Time to Call: Tuesday mornings
Assistant Coaches/Alma Mater/Year: Gary Close/Arizona State/1978, Rich Walker/Bowling Green State/1971, Frank DeLeo/Lafayette/1975

1992-93 Overall Record: 23-9
1992-93 Post Season: Defeated Northeast Louisiana, 82-69, in NCAA first round; lost 84-78 to Wake Forest in NCAA second round
Series Record: Iowa leads 21-2
First Meeting: 1907-08, Iowa 33-29
Last Meeting: 1992-93, Iowa 66-44

STARTERS RETURNING:

Kevin Smith	G	5-11	165	Sr.	5.0 ppg	2.0 rpg	Fort Worth, TX
James Winters	F	6-9	190	Sr.	8.6 ppg	5.5 rpg	Joliet, IL

OTHER LETTERMEN RETURNING:

Jim Bartels	G/F	6-5	175	Jr.	3.2 ppg	1.6 rpg	Freedom, WI
Mon'ter Glasper	G	6-2	175	So.	1.9 ppg	1.7 rpg	Albion, MI
Russ Millard	F	6-8	220	So.	5.2 ppg	3.8 rpg	Cedar Rapids, IA
Kenyon Murray	F	6-5	190	So.	6.7 ppg	4.1 rpg	Battle Creek, MI
Kevin Skillet	G	6-3	180	Jr.	2.0 ppg	0.8 rpg	Silvis, IL

NEWCOMERS:

John Carter	F/C	6-9	230	Jr.			Oklahoma City, OK
Chris Kingsbury	G	6-5	215	Fr.			Hamilton, OH
Jess Settles	F	6-7	220	Fr.			Winfield, IA

1993-94 SCHEDULE

Nov. 18	Yugoslavia-Slovenia
Nov. 21	Marathon Oil
Nov. 30	Drake
Dec. 3-4	Hawkeye Classic
Dec. 7	at Northern Iowa
Dec. 11	at Iowa State
Dec. 20	Dartmouth
Dec. 22	Duke
Dec. 29	at Cal-Irvine
Jan. 2	Eastern Illinois
Jan. 4	at Ohio State
Jan. 8	Michigan
Jan. 11	Indiana
Jan. 19	at Illinois
Jan. 22	Penn State
Jan. 26	at Northwestern
Jan. 29	at Michigan State
Feb. 2	Minnesota
Feb. 6	Purdue
Feb. 12	at Indiana
Feb. 16	at Michigan
Feb. 19	Illinois
Feb. 23	at Penn State
Feb. 26	Northwestern
Mar. 2	Michigan State
Mar. 5	at Minnesota
Mar. 9	at Wisconsin
Mar. 12	Ohio State

1992-93 RESULTS (23-9)

100	Mississippi Valley State.....	69
85	Texas-Pan American.....	29
69	Mississippi State.....	54
66	Northern Iowa.....	44
78	Iowa State.....	51
101	at American-Puerto Rico.....	47
103	(n)Eastern Michigan.....	66
90	(n)Southern Illinois.....	70
91	Texas Southern.....	70
104	Central Connecticut State.....	58
80	at Drake.....	65
67	at Indiana.....	75
81	at Ohio State.....	92
84	Minnesota.....	77
56	at Duke.....	65
96	OT at Michigan State.....	90
88	Michigan.....	80
77	at Illinois.....	78
66	Indiana.....	73
85	at Minnesota.....	91
68	Ohio State.....	54
75	at Northwestern.....	63
74	at Penn State.....	58
58	Penn State.....	38
66	Michigan State.....	64
73	at Michigan.....	82
58	at Purdue.....	69
56	Northwestern.....	50
91	Wisconsin.....	65
63	Illinois.....	53
82	Northeast Louisiana.....	69
78	Wake Forest.....	84

Iowa State

Saturday, December 4, 1993 — Hilton Coliseum

Location: Ames, IA 50011
Enrollment: 25,263
Nickname: Cyclones
Colors: Cardinal & Gold
Conference: Big Eight (8-6/2nd)
Home Court/Capacity: James H. Hilton Coliseum/14,020
Press Row Phone: 515-294-6178
President: Dr. Martin Jischke
Athletic Director: Gene Smith
Office Phone: 515-294-3662
Sports Information Director: Dave Starr
Office Phone: 515-294-3372
Home Phone: 515-964-0681
Assistant SID: Tom Kroeschell
FAX: 515-294-0558
Radio: Cyclone Radio Network
Television: Cyclone Television Network
Head Coach: Johnny Orr
Alma Mater/Year: Beloit/1949
Record at Iowa State/Years: 204-187/13
Career Record/Years: 452-333/28
Basketball Office Phone: 515-294-8232
Best Time to Call: 9 a.m.-12 noon

Assistant Coaches/Alma Mater/Year: Jim Hallihan/Miami of Ohio/1968, Ric Wesley/Central Michigan/1980, Steve Krafcsin/Iowa/1980
1992-93 Overall Record: 20-11
1992-93 Post-Season: Lost to UCLA, 81-70, in NCAA first round
Series Record: Iowa State leads 26-4
First Game: 1916-17, ISU 22-15
Last Game: 1992-93, Iowa State 74-67

STARTERS RETURNING:
Fred Hoiberg F 6-4 196 Jr. 11.6 ppg 6.3 rpg Ames, IA
Loren Meyer C 6-11 222 Jr. 9.8 ppg 4.9 rpg Ruthven, IA
Julius Michalik C 6-11 215 So. 12.3 ppg 4.3 rpg Prievdza, Czechoslovakia

OTHER LETTERMEN RETURNING:
Hurl Beechum G/F 6-5 200 Jr. 3.0 ppg 1.6 rpg Des Moines, IA
Donnell Bivens F 6-5 191 Sr. 1.8 ppg 1.0 rpg Rantoul, IL
Fred Brown G/F 6-4 180 Sr. 2.6 ppg 1.0 rpg Riviera Beach, FL
Marc Carlson F 6-6 214 Sr. 0.2 ppg 0.8 rpg Fort Dodge, IA

NEWCOMERS:
James Hamilton F 6-7 200 Jr. Grand Blanc, MI
Derek Hayes G 6-4 200 Fr. Detroit, MI
Jacy Holloway G 6-0 180 Fr. Moundridge, KS
Jason Kimbrough G 5-11 170 Fr. Detroit, MI
Joe Modderman F/G 6-9 190 Fr. Allendale, MI

1993-94 SCHEDULE

Nov. 16 Team Zagreb
Nov. 24 Marathon Oil
Dec. 1 Creighton
Dec. 4 Northern Iowa
Dec. 7 at Drake
Dec. 11 Iowa
Dec. 18 Texas-Arlington
Dec. 21 Charleston Southern
Dec. 29-30 at Sun Carnival Tournament
Jan. 3 at Nebraska
Jan. 5 Western Illinois
Jan. 12 Morningside
Jan. 15 Oklahoma
Jan. 19 at Missouri
Jan. 22 Kansas
Jan. 24 Florida-Atlantic
Jan. 29 at Kansas State
Feb. 2 Colorado
Feb. 5 at Oklahoma State
Feb. 9 at St. Louis
Feb. 12 at Nebraska
Feb. 16 Missouri
Feb. 19 at Colorado
Feb. 23 at Oklahoma
Feb. 26 Oklahoma State
Mar. 3 at Kansas
Mar. 6 Kansas State
Mar. 11-13 at Big Eight Conference Tournament

1992-93 RESULTS (20-11)

84 Indiana State69
86 at Florida State109
106 SUNY-Buffalo36
69 at Creighton58
74 at Northern Iowa67
51 at Iowa78
87 Mercer46
72 Michigan94
111 Texas Southern74
99 Minnesota65
115 Bethune-Cookman57
71 at Kansas78
81 Oklahoma State72
49 at Missouri64
91 Southern Utah63
81 OT Oklahoma74
119 Drake81
77 at Oklahoma State94
96 Nebraska69
94 Colorado74
66 OT at Kansas State68
77 at Oklahoma81
65 Missouri50
75 Kansas71
89 Florida Atlantic46
87 at Nebraska91
67 at Colorado66
79 Kansas State61
69 Oklahoma55
63 Missouri67
70 (n)UCLA81

Long Island University

Tuesday, December 21, 1993 — Schwartz Athletic Center

Location: Brooklyn, NY 11201
Enrollment: 6,000
Nickname: Blackbirds
Colors: Blue & White
Conference: Northeast (7-11/T7th)
Home Court/Capacity: Schwartz Athletic Center/1,700
Press Row Phone: 718-488-3338
President: Dr. David J. Steinberg
Athletic Director: Paul Lizzo
Office Phone: 718-488-1030
Sports Information Director: Bob Gesslein
Office Phone: 718-488-1420
Home Phone: 516-741-5810
FAX: 718-243-0766



Head Coach: Paul Lizzo
Alma Mater/Year: Northwest Missouri State/1963
Record at LIU/Years: 231-266/18
Career Record/Years: 282-312/22
Basketball Office Phone: 718-488-1030
Best Time to Call: 11 a.m.-3 p.m.
Assistant Coaches/Alma Mater/Year: Joe Palermo/St. Michael's/1951, Art Wachtel/Long Island/1973, Barry Pechman/Long Island/1975

1992-93 Overall Record: 11-17
Series Record: First Meeting

STARTERS RETURNING:

Brian Gaffney F 6-5 210 Jr. 11.8 ppg 6.5 rpg Brooklyn, NY
Joe Griffin F/C 6-5 220 Sr. 20.0 ppg 7.1 rpg Staten Island, NY

OTHER RETURNING LETTERMEN:

David Adebajo F 6-4 180 Sr. 2.7 ppg 0.9 rpg Brooklyn, NY
John Burke G 6-0 170 So. 1.9 ppg 1.4 rpg Staten Island, NY
Andre Cradle F 6-3 170 Sr. 4.4 ppg 2.0 rpg Jersey City, NJ
Kimani Jones G 6-4 180 So. 8.7 ppg 1.8 rpg Forest Hills, NY
Chris Kozlowski C 6-9 250 Sr. 1.1 ppg 1.2 rpg Maspeth, NY
Anthony Lynton F/C 6-6 225 Sr. 5.0 ppg 3.3 rpg Rosedale, NY
Vaughn Richmond G 6-2 195 Jr. 3.4 ppg 0.9 rpg Brooklyn, NY
Stefan Thomas F/C 6-5 200 Sr. 1.8 ppg 1.3 rpg Ossining, NY

NEWCOMERS:

Jason Feeley F/G 6-4 190 Fr. Sunnyside, NY
Dave Masciale G 5-11 160 Fr. Bayonne, NJ

1993-94 SCHEDULE

Dec. 4 Maryland-Eastern Shore
Dec. 7 at Kansas State
Dec. 10-11 at Red Auerback Colonial Classic
Dec. 18 Morgan State
Dec. 21 Northern Iowa
Dec. 23 at St. Peter's College
Dec. 30 at Boston College
Jan. 4 St. Francis (NY)
Jan. 8 at Monmouth
Jan. 10 at Wagner
Jan. 13 Rider
Jan. 15 Mount St. Mary's
Jan. 18 at Marist
Jan. 20 at Fairleigh Dickinson
Jan. 22 Robert Morris
Jan. 24 St. Francis (PA)
Jan. 27 Wagner
Jan. 29 Monmouth
Feb. 3 at Mount St. Mary's
Feb. 5 at Rider
Feb. 10 Fairleigh Dickinson
Feb. 12 Marist
Feb. 17 at St. Francis (PA)
Feb. 19 at Robert Morris
Feb. 26 at St. Francis (NY)
Mar. 1-7 Northeast Conference Tournament

1992-93 RESULTS (11-17)

52 (n)Mississippi State61
60 (n)Texas-Pan American54
69 St. Peter's71
74 at Maryland-Eastern Shore79
80 at Boston University77
87 at Rutgers99
62 at Boston College97
86 Mount St. Mary's95
59 Rider85
70 at Wagner62
77 Monmouth62
72 OT at Marist71
74 at Fairleigh Dickinson73
76 Robert Morris77
86 St. Francis (PA)67
120 Molloy69
98 at St. Francis (NY)107
76 at Rider84
78 at Mount St. Mary's76
64 at Monmouth61
67 Wagner70
76 Fairleigh Dickinson73
97 Marist105
74 at St. Francis (PA)80
66 at Robert Morris84
96 St. Francis (NY)99
80 at Robert Morris77
85 at Rider92

Morningside College

Monday, November 29, 1993 — UNI-Dome

Location: Sioux City, IA 51106
Enrollment: 1,425
Nickname: Chiefs
Colors: Maroon & White
Conference: North Central (13-7/3rd)
Home Court/Capacity: Allee Gym/3,500
Press Row Phone: TBA
President: Dr. Jerry Israel
Athletic Directors: Jerry Schmutte, Joan McDermott, Rob Shaw
Office Phone: 712-274-5192
Sports Information Director: Rob Shaw
Office Phone: 712-274-5127
Home Phone: 712-239-2754
FAX: 712-274-5578
Radio: KMNS

Head Coach: Jerry Schmutte
Alma Mater/Year: Nebraska Wesleyan/1967
Record at MC/Years: 49-37/3
Career Record/Years: 223-112/12
Basketball Office Phone: 712-274-5192
Best Time to Call: Mornings
Assistant Coaches/Alma Mater/Year: Dave Schlabaugh/Morningside/1992, Jim Moran/Nebraska Wesleyan/1989



1992-93 Overall Record: 19-10
1992-93 Post-Season: Placed 3rd in North Central Conference Tournament
Series Record: UNI leads 56-36
First Meeting: 1920-21, UNI 21-14
Last Meeting: 1990-91, MC 86-85

STARTERS RETURNING:

Butchie Collier	G	6-0	160	Jr.	5.2 ppg	0.9 rpg	Des Moines, IA
Chad Mercer	C	6-9	210	Sr.	6.3 ppg	3.3 rpg	Gladbrook, IA

OTHER LETTERMEN RETURNING

Brad Barron	F	6-8	185	So.	3.4 ppg	1.9 rpg	Cedar Falls, IA
Todd Johnson	G	6-4	185	Jr.	4.2 ppg	2.5 rpg	Mason City, IA
Jason Kleis	F	6-6	185	Jr.	5.8 ppg	1.7 rpg	Orange City, IA
Mike Kleppe	F	6-7	220	Jr.	7.2 ppg	6.3 rpg	Cedar Rapids, IA

NEWCOMERS:

Damon Adams	F	6-6					Milwaukee, WI
R.J. Belton	F	6-6					Greeley, CO
Darrell Greer	G	6-3					Milwaukee, WI
Troy Larson	G	5-11					Mallard, IA
Joel Weyand	G	6-0					Wahoo, NE

1993-94 SCHEDULE

Nov. 22	Doane
Nov. 29	at Northern Iowa
Dec. 4	at Briar Cliff
Dec. 8	Wayne State
Dec. 11	Midland
Dec. 18	Dana College
Dec. 28	at Briar Cliff
Jan. 2	South Dakota
Jan. 7	at Mankato State
Jan. 8	at St. Cloud State
Jan. 12	at Iowa State
Jan. 14	South Dakota State
Jan. 15	Augustana (SD)
Jan. 21	at Nebraska-Omaha
Jan. 22	at Northern Colorado
Jan. 28	North Dakota State
Jan. 29	North Dakota
Feb. 4	St. Cloud State
Feb. 5	Mankato State
Feb. 11	at Augustana (SD)
Feb. 12	at South Dakota State
Feb. 18	Northern Colorado
Feb. 19	Nebraska-Omaha
Feb. 22	at South Dakota
Feb. 25	at North Dakota
Feb. 26	at North Dakota State

1992-93 RESULTS (19-10)

87	Wayne State	68
55	Briar Cliff	56
70	at Northwestern College	64
68	Southwest State	60
96	Grand View	79
81	Dana College	55
103	3OT at Cal Poly-SLO	98
74	OT at Briar Cliff	78
59	at South Dakota	68
67	Mankato State	63
76	St. Cloud State	65
72	at South Dakota State	74
61	at Augustana (SD)	73
80	Nebraska-Omaha	73
87	Northern Colorado	56
81	at North Dakota State	69
87	at North Dakota	80
82	at St. Cloud State	87
54	at Mankato State	76
81	Augustana (SD)	49
55	South Dakota State	52
91	South Dakota	77
78	at Northern Colorado	94
80	at Nebraska-Omaha	84
93	North Dakota	72
100	North Dakota State	63
74	Northern Colorado	64
77	North Dakota	78
92	South Dakota State	85

University of Nebraska

Friday, December 31, 1993 — Devaney Sports Center

Location: Lincoln, NE 68588-0123
Enrollment: 24,000
Nickname: Cornhuskers
Colors: Scarlet & Cream
Conference: Big Eight (8-6/T2nd)
Home Court/Capacity: Devaney Sports Center/14,302
President: Dr. Graham Spanier
Athletic Director: Bill Byrne
Office Phone: 402-472-3011
Sports Information Director: Chris Anderson
Office Phone: 402-472-2263
Assistant SID: Nick Joos (Basketball)
Home Phone: 402-474-1856
FAX: 402-472-2005
Radio: KIOA

Head Coach: Danny Nee
Alma Mater/Year: St. Mary of the Plains/1971
Record at Nebraska/Years: 126-93/7
Career Record/Years: 233-150/13
Basketball Office Phone: 402-472-2265
Best Time to Call: 11:15 a.m.-12 noon
Assistant Coaches/Alma Mater/Year: Gary Borgen/Nebraska/1964, Jimmy Williams/Ashland/1969, Jeff Smith/Peru State/1980



1992-93 Overall Record: 20-11
Series Record: UN leads 10-0
First Meeting: 1948-49, UN 63-52
Last Meeting: 1983-84, UN 90-64

STARTERS RETURNING:

Terrance Badgett	F	6-6	205	So.	6.7 ppg	3.5 rpg	Omaha, NE
Bruce Chubick	F	6-7	215	Sr.	8.4 ppg	5.7 rpg	Atkinson, NE
Jamar Johnson	F	6-0	180	Sr.	9.8 ppg	2.8 rpg	Elkhart, IN
Eric Piatkowski	G/F	6-7	215	Sr.	16.7 ppg	5.7 rpg	Rapid City, SD

OTHER LETTERMEN RETURNING:

Tom Best	F	6-8	235	Sr.	4.9 ppg	4.8 rpg	South Holland, IL
Jaron Boone	G	6-6	180	So.	6.9 ppg	2.3 rpg	Salt Lake City, NE
Eric Strickland	G	6-3	200	So.	7.8 ppg	2.0 rpg	Bellevue, NE

NEWCOMERS:

Melvin Brooks	C	6-8	235	Jr.			Elizabeth, NC
Mikki Moore	C	6-10	200	Fr.			Gaffney, SC

1993-94 SCHEDULE

Nov. 16	Efespilsen Club
Nov. 21	Marathon Oil
Nov. 27	Texas-San Antonio
Nov. 28	Texas
Dec. 1	at Appalachian State
Dec. 3-4	Ameritas Classic
Dec. 9	at Creighton
Dec. 11	Wichita State
Dec. 18	at Michigan State
Dec. 20	Florida A&M
Dec. 31	Northern Iowa
Jan. 5	Southern Utah
Jan. 8	Colorado
Jan. 10	at Iowa State
Jan. 15	Missouri-Kansas City
Jan. 19	at Colorado
Jan. 24	Missouri
Jan. 29	Oklahoma
Feb. 6	at Kansas
Feb. 9	at Kansas State
Feb. 12	Iowa State
Feb. 14	at Oklahoma
Feb. 19	at Oklahoma State
Feb. 23	Kansas
Feb. 26	Kansas State
Mar. 2	Oklahoma State
Mar. 5	at Missouri
Mar. 11-13	at Big Eight Conference Tournament

1992-93 RESULTS (20-11)

108	Colgate	76
85	Kent	61
86	The Citadel	46
100	Creighton	83
71	at Wichita State	64
93	Appalachian State	65
116	Texas-Arlington	95
64	at Southern California	74
73	Michigan	88
80	Southwestern Louisiana	109
79	Fordham	55
70	Eastern Illinois	54
100	Southern Utah	85
66	at Missouri-Kansas City	65
89	at Oklahoma	102
73	at Oklahoma State	78
86	Sacramento State	70
64	Kansas State	66
82	at Colorado	67
88	OT Missouri	87
69	at Iowa State	96
68	Kansas	64
80	at Kansas State	59
63	Oklahoma State	73
76	Colorado	67
91	Iowa State	87
83	at Kansas	94
94	Oklahoma	83
45	(n)Kansas State	47
79	(n)New Mexico State	93

St. Bonaventure

Tuesday, January 11, 1994 — UNI-Dome

Location: St. Bonaventure, NY 14778
Enrollment: 2,300
Nickname: Bonnies
Colors: Brown & White
Conference: Atlantic 10 (0-14/8th)
Home Court/Capacity: Reilly Center/6,000
Press Row Phone: 716-375-2661
President: Sr. Alice Gallin, O.S.U.
Athletic Director: Tom O'Connor
Office Phone: 716-375-2280
Sports Information Director: Jim Engelhardt
Office Phone: 716-375-2319
Home Phone: 716-373-3047

FAX: (716) 375-2383
Radio: WHDL-AM/WPIG-FM
Head Coach: Jim Baron

Alma Mater/Year: St. Bonaventure/1977
Record at St. Bonaventure: 10-17/1
Career Record/Years: 84-88/6
Basketball Office Phone: 716-375-2207
Best Time to Call: 10 a.m.-2 p.m. weekdays
Assistant Coaches/Alma Mater/Year: Joe Lombardi/Youngstown State/1981, Rob Lanier/St. Bonaventure/1990, Jim Datka/Wisconsin Lutheran/1987
1992-93 Overall Record: 10-17
1992-93 Post-Season: Lost 75-62 to Massachusetts in the Atlantic 10 Tournament
Series Record: SBU leads 1-0
First Meeting: 1992-93, SBU 74-63

STARTERS RETURNING:

Garland Mance	F	6-4	205	Sr.	12.3 ppg	5.0 rpg	Detroit, MI
Harry Moore	F	6-8	220	Sr.	19.0 ppg	8.2 rpg	Philadelphia, PA
Jeff Quackenbush	C	6-8	220	Jr.	6.3 ppg	4.7 rpg	Newark, OH
Nii Nelson-Richards	G	6-3	185	Jr.	13.3 ppg	3.3 rpg	Olney, MD
David Vanterpool	G	6-5	190	Jr.	13.3 ppg	5.9 rpg	Silver Spring, MD

OTHER RETURNING LETTERMEN:

Ryan Gallo	G	6-2	180	Sr.	0.5 ppg	0.3 rpg	Depew, NY
Tobia Hauff	F	6-9	210	Sr.	0.7 ppg	0.6 rpg	Stockholm, Sweden
Pieter Hemelaer	C	6-8	210	Sr.	1.9 ppg	1.8 rpg	Breda, Holland
Eric Mobley	G	6-2	185	Jr.	0.9 ppg	0.4 rpg	Westchester, CA
Brian Satalin	G	6-1	175	Jr.	0.4 ppg	0.5 rpg	Syracuse, NY
Per Vicklander	C	6-10	225	Sr.	1.0 ppg	1.4 rpg	Jarfalla, Sweden

NEWCOMERS:

Ryan Glidden	G	6-2	180	Fr.			Whiteland, IN
Shandue McNeil	G	5-7	155	Fr.			Rockaway Beach, NY
Robert Palmer	G/F	6-4	180	Fr.			Meridian, MS

1993-94 SCHEDULE

Nov. 19	Slovakia (Exhib.)
Nov. 29	at Canisius
Dec. 1	at Navy
Dec. 4	Massachusetts
Dec. 6	at Rhode Island
Dec. 11	at Seton Hall
Dec. 18	Niagara
Dec. 29-30	at Jones Intercollegiate Lobo Invitational
Jan. 3	George Washington
Jan. 9	at West Virginia
Jan. 11	at Northern Iowa
Jan. 15	at Massachusetts
Jan. 19	Notre Dame
Jan. 22	at Niagara
Jan. 25	at Canisius
Jan. 29	West Virginia
Feb. 3	at St. Joseph's
Feb. 5	at Temple
Feb. 10	St. Joseph's
Feb. 12	Duquesne
Feb. 16	Temple
Feb. 18	at George Washington
Feb. 21	Rutgers
Feb. 24	at Duquesne
Feb. 26	Rhode Island
Mar. 1	at Rutgers
Mar. 5-7	at Atlantic 10 Conference Tournament
Mar. 10	Atlantic 10 Conference Tournament

BONNIES

1992-93 RESULTS (10-17)

83	Navy	74
85	at Canisius	67
92	Prairie View A&M	48
66	(n) Hofstra	50
74	Northern Iowa	63
68	Walsh College	75
73	at Maine	72
87	ZOT Rutgers	90
78	at Duquesne	73
82	at Rhode Island	96
58	Temple	74
96	at Niagara	106
67	Canisius	62
69	Niagara	54
56	at West Virginia	92
78	Massachusetts	93
64	at Notre Dame	61
59	at George Washington	64
60	at St. Joseph's	73
81	OT Rhode Island	83
72	George Washington	89
61	at Rutgers	82
69	St. Joseph's	70
49	at Temple	68
62	at Massachusetts	86
67	West Virginia	82
62	(n) Massachusetts	75

Southern Illinois

Thursday, February 3, 1994 — SIU Arena
Wednesday, February 23, 1994 — UNI-Dome
Location: Carbondale, IL 62901

Enrollment: 24,000
Nickname: Salukis
Colors: Maroon & White
Conference: Missouri Valley (12-6/2nd)
Home Court/Capacity: SIU Arena/10,014
Press Row Phone: 618-453-3059
President: John Guyon
Athletic Director: Jim Hart
Office Phone: 618-453-7250
Sports Information Director: Fred Huff
Office Phone: 618-453-7235
Home Phone: 618-542-2780

Assistant SID: Gene Green
FAX: 618-453-2648
Radio: WCIL
Head Coach: Rich Herrin

Alma Mater/Year: McKendree/1956
Record at SIU/Years: 141-107/8
Career Record/Years: Same
Basketball Office Phone: 618-453-4667
Best Time to Call: 9:30-10:30 a.m. weekdays
Assistant Coaches/Alma Mater/Year: Ron Smith/Illinois State/1976, Tommy Deffenbaugh/Drury College/1985, Rodney Watson/Eastern Illinois/1982
1992-93 Overall Record: 23-10
1992-93 Post-Season: Lost to Duke, 105-70, in NCAA Tournament first round.
Series Record: SIU leads 7-2
First Game: 1964-65, SIU 67-48
Last Game: 1992-93, UNI 54-51

STARTERS RETURNING:

Chris Lowery	G	5-10	175	Sr.	11.9 ppg	3.1 apg	Evansville, IN
Mirko Pavlovic	F/C	6-8	220	Sr.	7.2 ppg	3.2 rpg	Belgrade, Yugoslavia
Marcus Timmons	F	6-8	210	Jr.	8.8 ppg	6.9 rpg	Oran, MO

OTHER LETTERMEN RETURNING:

Scott Burzynski	F/C	6-8	210	So.	0.7 ppg	0.4 rpg	Valie, IL
Chris Carr	F	6-6	195	So.	3.9 ppg	3.5 rpg	Pilot Knob, MO
Marcelo da Silva	C	7-0	230	Jr.	5.2 ppg	3.5 rpg	Rio de Janeiro, Brazil
Patrick Greathouse	G	6-3	180	Jr.	0.5 ppg	0.4 rpg	Carmi, IL
Ralph Hughley	F	6-6	200	Sr.	0.5 ppg	0.2 rpg	Cleveland, OH
Paul Lusk	G	6-4	190	Jr.	6.9 ppg	1.7 rpg	New Baden, IL
Tim Pace	G	6-4	175	Sr.	1.1 ppg	0.1 rpg	Collinsville, IL
Brian Piper	G	6-3	180	So.	0.4 ppg	0.4 rpg	Ohio, IL
Ian Stewart	F	6-8	210	Jr.	0.3 ppg	0.5 rpg	LaPorte, IN

NEWCOMERS:

Marcus Patterson	G	6-2	190	Fr.			Chicago, IL
Shane Wells	C	7-0	220	Fr.			Olney, IL

1993-94 SCHEDULE

Nov. 20	Exhibition (TBA)
Nov. 27	Tampa
Dec. 1	Athletes in Action (Exhib.)
Dec. 4	at Evansville
Dec. 8	Mississippi
Dec. 11	Austin Peay
Dec. 16	Southeast Missouri State
Dec. 22	at Wichita State
Dec. 30	at St. Louis
Jan. 5	Missouri
Jan. 8	Illinois State
Jan. 10	at Drake
Jan. 15	Bradley
Jan. 17	at Creighton
Jan. 20	Tulsa
Jan. 22	Wichita State
Jan. 25	at Indiana State
Jan. 29	at Bradley
Jan. 31	Creighton
Feb. 3	Northern Iowa
Feb. 5	at Southwest Missouri State
Feb. 9	Indiana State
Feb. 12	at Tulsa
Feb. 14	at Oral Roberts
Feb. 16	Southwest Missouri State
Feb. 19	Drake
Feb. 23	at Northern Iowa
Feb. 27	at Illinois State
Mar. 5-7	at Diet Pepsi Missouri Valley Conference Tournament

1992-93 RESULTS (22-8)

76	Northeast Missouri	37
85	at Eastern Illinois	72
91	at Northern Illinois	62
57	St. Louis	44
108	Radford	82
76	Mississippi State	64
70	Iowa	90
85	at Mississippi	78
85	Creighton	64
65	Evansville	42
76	ZOT at Missouri	82
88	Northern Iowa	69
74	at Illinois State	88
71	at Creighton	79
77	at Bradley	64
92	Drake	74
85	Wichita State	67
83	Illinois State	68
55	at Southwest Missouri	68
77	Bradley	42
75	at Indiana State	60
79	at Drake	87
70	at Tulsa	77
78	Indiana State	66
51	at Northern Iowa	54
85	at Wichita State	76
78	OT at St. Louis	87
68	Southwest Missouri	60
106	Tulsa	80
63	OT Bradley	61
76	Southwest Missouri	68
70	Illinois State	59
70	(n) Duke	105



Southwest Missouri State

Monday, January 24, 1994 — Hammons Student Center

Monday, February 28, 1994 — UNI-Dome

Location: Springfield, MO 65804-0095

Enrollment: 20,236

Nickname: Bears

Colors: Maroon & White

Conference: Missouri Valley (11-7/3rd)

Home Court/Capacity: Hammons Student Center/8,858

Press Row Phone: 417-836-4150

President: Dr. John Keiser

Athletic Director: Bill Rowe

Office Phone: 417-836-5244

Sports Information Director: Mark Stillwell

Office Phone: 417-836-5402

Home Phone: 417-862-7962

Assistant SID: Jon Ripberger

FAX: 417-836-4868

Radio: KTXR-Springfield, MO

Television: KYTV-Springfield, MO

Head Coach: Mark Bernsen

Alma Mater/Year: Missouri-St. Louis/1972

Record at SMSU: 20-11/1

Career Record: 20-11/1

Basketball Office Phone: 417-836-5250

Best Time To Call: 10 a.m.-Noon/1-3 p.m. weekdays

Assistant Coaches/Alma Mater/Year: Charles Cunningham/North

Alabama/1973, Pete Norman/Eastern Illinois/1983, Bill Brown/Southwest Missouri State/1992

1992-93 Overall Record: 20-11

1992-93 Post-Season: Defeated St. Joseph's 56-34, Jackson State 70-52

and lost to Alabama-Birmingham, 61-52, in National Invitation

Tournament

Series Record: Southwest Missouri State leads 16-6

First Meeting: 1982-83, SMSU 72-53

Last Meeting: 1992-93, UNI 54-53

STARTERS RETURNING:

Johnny Murdock	G	6-1	180	So.	17.3 ppg	2.9 rpg	Wichita, KS
Clint Thomas	C	6-6	200	Jr.	4.1 ppg	5.6 rpg	Little Rock, AR

OTHER LETTERMEN RETURNING:

Tim Axley	G/F	6-4	170	Sr.	5.3 ppg	3.4 rpg	Tulsa, OK
Anthony Edwards	G	6-1	175	Jr.	0.6 ppg	0.9 rpg	Little Rock, AK
Tom Schellemans	C	6-10	200	Sr.	1.1 ppg	0.1 rpg	Antwerp, Belgium

NEWCOMERS:

Terry Alexander	F	6-5	210	Jr.			Memphis, TN
Chris Hayes	G/F	6-4	178	Fr.			Tulsa, OK
Shawn Latimer	F	6-7	205	Fr.			Chicago, IL
Damon Porter	C	6-10	280	Jr.			Chicago, IL
Shadric Thomas	G	6-3	180	Fr.			Chicago, IL
Andrew Thompson	F	6-7	205	Fr.			Edwardsville, IL

1993-94 SCHEDULE

Nov. 17	Arkansas Express
Nov. 20	Latvian National Team
Nov. 27	Missouri-Kansas City
Nov. 30	at Houston
Dec. 3-4	Pizza Hut Classic
Dec. 11	at Tulsa
Dec. 18	Wichita State
Dec. 21	at Fordham
Jan. 2	Indiana State
Jan. 5	at St. Louis
Jan. 8	Tennessee State
Jan. 12	Illinois State
Jan. 15	at Drake
Jan. 19	Oklahoma State
Jan. 22	at Bradley
Jan. 24	Northern Iowa
Jan. 29	at Creighton
Feb. 1	at Indiana State
Feb. 5	Southern Illinois
Feb. 9	at Illinois State
Feb. 12	at Wichita State
Feb. 16	at Southern Illinois
Feb. 19	Tulsa
Feb. 21	Bradley
Feb. 24	Creighton
Feb. 26	Drake
Feb. 28	at Northern Iowa
Mar. 5-7	at Diet Pepsi Missouri Valley Conference Tournament

1992-93 RESULTS (20-11)

47	at Missouri-Kansas City.....	44
79	Tennessee State.....	66
57	Idaho.....	52
71	Towson State.....	56
63	Oregon State.....	48
45	Purdue.....	48
59	at Oklahoma State.....	74
63	St. Louis.....	52
57	at Illinois State.....	65
62	Tulsa.....	54
46	at Bradley.....	51
73	OT Illinois State.....	82
58	at Creighton.....	72
74	at Tulsa.....	77
72	Northern Iowa.....	49
68	Southern Illinois.....	55
54	Wichita State.....	51
76	at Indiana State.....	73
63	Bradley.....	49
65	Creighton.....	62
49	at Wichita State.....	40
71	at Drake.....	67
72	Indiana State.....	57
53	at Northern Iowa.....	54
60	at Southern Illinois.....	68
82	Drake.....	67
72	(n)Wichita State.....	57
68	(n)Southern Illinois.....	76
56	St. Joseph's.....	34
70	at Jackson State.....	52
52	at Alabama-Birmingham.....	61

Tulsa

Saturday, January 8, 1994 — Maxwell Convention Center

Tuesday, February 15, 1994 — UNI-Dome

Location: Tulsa, OK 74104-3189

Enrollment: 4,922

Nickname: Golden Hurricane

Colors: Old Gold, Royal Blue & Crimson

Conference: Missouri Valley (10-8/4th)

Home Court/Capacity: Tulsa Maxwell Convention Center/8,659

Press Row Phone: 918-583-9493 or 9494

President: Dr. Robert Donaldson

Athletic Director: Rick Dickson

Office Phone: 918-631-2391

Sports Information Director: Don Tomkalski

Office Phone: 918-631-2395

Home Phone: 918-250-6803

FAX: 918-631-3913

Radio: KQMJ-Tulsa



Head Coach: Orlando "Tubby" Smith

Alma Mater/Year: High Point/1973

Record at Tulsa/Years: 32-27/2

Career Record/Years: Same

Basketball Office Phone: 918-631-3132

Best Time to Call: 8-10 a.m.

Assistant Coaches/Alma Mater/Year: Shawn Finney/Fairmont

State/1985, Jeff Schneider/Virginia Tech/1982, Ron

Jirsa/Gettysburg/1981

1992-93 Record: 15-14

Series Record: Tied 2-2

First Meeting: 1991-92, UNI 83-68

Last Meeting: 1992-93, UT 66-61

STARTERS RETURNING:

Gary Collier	F	6-4	195	Jr.	13.4 ppg.	5.6 rpg	Fort Worth, TX
Lou Dawkins	G	6-5	190	Jr.	4.6 ppg.	2.9 rpg	Saginaw, MI

OTHER LETTERMEN RETURNING:

Dewayne Bonner	F/G	6-5	185	So.	1.6 ppg	1.0 rpg	Dallas, TX
Craig Hernadi	F	6-7	215	So.	3.9 ppg.	1.2 rpg	Kingwood, TX
Cordell Love	G	6-2	180	So.	5.2 ppg	2.1 rpg	Dallas, TX
J.R. Rollo	F/C	6-9	230	So.	2.1 ppg	2.0 rpg	Balwin, MO
Alvin Williamson	G	5-11	160	Sr.	2.7 ppg	1.3 rpg	Beggs, OK
Kerry Wright	F	6-8	225	So.	2.7 ppg	1.9 rpg	Lawton, OK

NEWCOMERS:

Kevin Graver	G	6-0	170	Jr.			St. Louis, MO
Kwanza Johnson	F	6-4	190	Jr.			Oklahoma City, OK
Rafael Maldonado	C	6-11	240	Fr.			Killeen, TX
Jeff Malham	F	6-6	185	Jr.			Broken Arrow, OK
Shea Seals	G	6-5	190	Fr.			Tulsa, OK

1993-94 SCHEDULE

Nov. 27	Houston Baptist
Dec. 1	at North Texas
Dec. 6	at Oral Roberts
Dec. 11	Southwest Missouri State
Dec. 20	Oklahoma State
Dec. 23	Arkansas
Dec. 29-30	at All-College Tournament
Jan. 3	at Virginia Commonwealth
Jan. 6	Bradley
Jan. 8	Northern Iowa
Jan. 13	Drake
Jan. 15	at Creighton
Jan. 20	at Southern Illinois
Jan. 22	at Indiana State
Jan. 27	Illinois State
Jan. 29	at Drake
Feb. 5	at Bradley
Feb. 7	at Illinois State
Feb. 9	Wichita State
Feb. 12	Southern Illinois
Feb. 15	at Northern Iowa
Feb. 19	at Southwest Missouri State
Feb. 23	at Wichita State
Feb. 26	Creighton
Feb. 28	Indiana State
Mar. 5-7	at Diet Pepsi Missouri Valley Conference Tournament

1992-93 RESULTS (15-14)

101	North Texas State.....	70
68	at Hawaii.....	63
69	(n)Long Beach State.....	72
69	at Hawaii.....	87
67	at Oklahoma State.....	85
104	Oral Roberts.....	81
66	Virginia Commonwealth.....	67
74	Illinois State.....	61
87	at Arkansas.....	101
66	Northern Iowa.....	75
85	at Baylor.....	94
54	at Southwest Missouri.....	62
66	Bradley.....	43
66	at Northern Iowa.....	61
89	Indiana State.....	84
77	Southwest Missouri.....	74
103	at Oral Roberts.....	69
88	Texas Christian.....	66
76	at Wichita State.....	77
88	at Drake.....	96
70	at Creighton.....	63
77	Southern Illinois.....	70
95	Drake.....	82
63	at Illinois State.....	72
57	at Bradley.....	72
69	Creighton.....	66
74	at Indiana State.....	86
80	Wichita State.....	63
80	at Southern Illinois.....	106

Wichita State

Saturday, January 15, 1994 — Levitt Arena
Thursday, January 27, 1994 — UNI-Dome

Location: Wichita, KS 67260-0018
Enrollment: 15,100
Nickname: Shockers
Colors: Yellow & Black
Conference: Missouri Valley (7-11/T7th)
Home Court/Capacity: Levitt Arena/10,656
Press Row Phone: 316-689-3299
President: Dr. Eugene Hughes
Athletic Director: Bill Belknap
Office Phone: 316-689-3250
Sports Information Director: Scott Schumacher
Office Phone: 316-689-3265
Home Phone: 316-721-6015
FAX: 316-689-3336
Radio: KNSS
Television: KAKE



Head Coach: Scott Thompson
Alma Mater/Year: Iowa/1976
Record at Wichita State: 10-17/1
Career Record/Years: 75-96/6
Basketball Office Phone: 316-689-3252
Best Time to Call: Mornings
Assistant Coaches/Alma Mater/Year: John Fitzpatrick/Bowling Green/1980, Charlie Sprott/East Central Oklahoma State/1978, Ron Rose/Illinois Wesleyan/1988

1992-93 Overall Record: 10-17
Series Record: WSU leads 3-2
First Meeting: 1977-78, WSU 71-65
Last Meeting: 1992-93, WSU 63-47

STARTERS RETURNING:

Chad Elstun	G	6-3	170	So.	10.6 ppg	2.8 rpg	Overland Park, KS
K.C. Hunt	G	6-1	190	Sr.	5.3 ppg	3.5 apg	Chesterland, OH
John Smith	C	6-8	245	Jr.	10.6 ppg	5.8 rpg	Columbia, SC
Michael Wiggins	F	6-7	220	Sr.	8.5 ppg	4.9 rpg	Decatur, GA

OTHER LETTERMEN RETURNING:

Larry Callis	F	6-7	225	Jr.	1.4 ppg	2.2 rpg	Bay City, TX
Ryan Herra	F	6-5	210	So.	5.6 ppg	2.9 rpg	McPherson, KS

NEWCOMERS:

Jamie Arnold	F	6-6	185	Fr.			Oak Park, MI
Terrance Flowers	G	6-1	180	Fr.			Chicago, IL
Darin Miller	F	6-8	210	Fr.			Wellington, KS
Keith Stricklen	G	5-9	160	Jr.			Morrilton, AR
L.D. Swanson	G	6-3	190	Jr.			Garland, TX

1993-94 SCHEDULE

Nov. 19	Marathon Oil
Nov. 23	Exhibition TBA
Nov. 27	Hardin-Simmons
Dec. 4	at Southern Methodist
Dec. 6	Coppin State
Dec. 11	at Nebraska
Dec. 18	at Southwest Missouri State
Dec. 22	Southern Illinois
Dec. 29-30	Wichita State Tournament
Jan. 4	at Missouri-Kansas City
Jan. 8	Bradley
Jan. 12	at Kansas State
Jan. 15	Northern Iowa
Jan. 20	at Indiana State
Jan. 22	at Southern Illinois
Jan. 24	Creighton
Jan. 27	at Northern Iowa
Jan. 29	Illinois State
Feb. 2	Drake
Feb. 5	at Creighton
Feb. 9	at Tulsa
Feb. 12	Southwest Missouri State
Feb. 17	at Illinois State
Feb. 19	at Bradley
Feb. 23	Tulsa
Feb. 26	Indiana State
Feb. 28	at Drake
Mar. 5-7	at Diet Pepsi Missouri Valley Conference Tournament

1992-93 RESULTS (10-17)

71	at Alabama	93
63	Missouri-Kansas City	56
61	Nebraska	74
75	Texas A&I	64
74	Kansas State	61
54	at Xavier	88
73	at Indiana State	69
54	at Kansas	103
58	Bradley	50
62	at Drake	66
66	Illinois State	68
84	Indiana State	68
72	OT at Northern Iowa	74
68	Creighton	47
67	at Southern Illinois	85
58	at Florida	83
77	OT Tulsa	76
51	at Southwest Missouri	54
64	at Bradley	73
62	at Illinois State	75
63	Northern Iowa	47
40	Southwest Missouri	49
76	Southern Illinois	85
73	Drake	65
63	at Tulsa	80
54	at Creighton	58
57	(n)Southwest Missouri	72

Chronology of UNI Athletic Affiliations

- 1876 Founded as Iowa State Normal School
- 1893 UNI fields first intercollegiate team in baseball
- 1923 UNI joins Iowa Conference
- 1936 UNI becomes a member of the North Central Conference, joining North Dakota State, North Dakota, South Dakota, South Dakota State, Morningside and Omaha. Augustana (SD) and Mankato State join later, while Omaha leaves
- 1978 UNI leaves the North Central to join the original Mid-Continent Conference as a charter member, along with Akron, Eastern Illinois, Northern Michigan, Western Illinois and Youngstown State
- 1980 UNI begins competition at NCAA Division I level for all men's and women's sports
- 1981 UNI begins competition in football at the 1-AA level
- 1982 UNI joins in the formation of the Association of Mid-Continent Universities with fellow charter members Cleveland State, Eastern Illinois, Illinois at Chicago, Southwest Missouri State, Valparaiso, Western Illinois and Wisconsin-Green Bay for all men's sports except football
- UNI joins in the formation of the Gateway Collegiate Athletic Conference with fellow charter members Bradley, Drake, Eastern Illinois, Illinois State, Indiana State, Southern Illinois, Southwest Missouri State, Western Illinois and Wichita State for all women's sports
- The AIAW dissolves
- 1985 Mid-Continent football conference dissolves as the Gateway adds football
- 1991 UNI is accepted for membership into the Missouri Valley Conference for seven men's sports and leaves the Mid-Continent
- 1992 The Gateway division for women's sports is dissolved as schools realign with either the Missouri Valley or the Mid-Continent Conferences

UNI Athletics Hall of Fame Basketball Inductees

- 1985 O.M. Nordly
Jim Witham
- 1986 Dick Beetsch
- 1987 Duane Josephson
Eddie Watt
- 1988 James Jackson
- 1989 Howard Pigg
Pete Spoden
- 1990 Jerry Morgan
- 1992 Norman Jespersen

Former Little All-America Cagers

- 1963-64 Pete Spoden, 1st Team AP
- 1965-66 Craig Knepe, 3rd Team AP
- 1966-67 Jerry Waugh, 4th Team Coaches' A-A

Panther History

93 Years of UNI Basketball

The rich history of Northern Iowa men's basketball began in 1900. Many players and coaches have contributed to over 800 Panther victories.

A coachless 1900-01 squad failed to post a victory in three tries during its inaugural season. However, the team quickly rebounded to post an undefeated 1-0 record during its second campaign. Similar seasons with few games produced a record of 260-205 before a two-year hiatus from 1943-45, during World War II.

The Panthers joined the North Central Conference in 1935, joining South Dakota, South Dakota State, North Dakota, North Dakota State, Morningside and Augustana (SD). The first conference championship was coached by O.M. "Hon" Nordly during the 1947-48 season. Nordly followed that title with three more in succession, and coached five of the nine league-winning teams in Panther history.

Nordly's top player in the late '40s was a tough forward, Norm Jespersen, who has been inducted into the UNI Athletics Hall of Fame. The four-year starter is the only player from that decade, or earlier, to be listed among the school's Top 25 career scorers.

Three Iowa State Teachers College (now UNI) stars brought the school its fourth straight conference title during the 1950-51 season. Guard Dick Garth averaged 15.6 points, the highest average up to that time. Forward Bill Petersen joined Garth on the all-NCC team. Freshman sensation Howard Pigg also made the all-league honorable mention team.

After dropping to third place in 1952, Nordly took a team of inexperienced players to his fifth conference title during the 1952-53 season. ISTC finished fourth the next year, Nordly's last. He finished with a 166-127 record over 15 years and is the school's leader for seasons coached, career victories and conference titles.

ISTC rebounded to second place in 1955. Two key players were military veteran Pigg and forward Dick Beetsch. Pigg was named first-team all-conference, and Beetsch second team.

The '60s were a golden age of basketball. Teams totaled 156 wins while tasting defeat only 75 times for a 68 winning percentage. James Witham, another UNI Hall of Famer, coached from 1956-61. Witham's 1960-61 squad went 16-5 and 9-3 in the conference, placing second. He finished with a 63-49 record and became the newly-named State College of Iowa's first athletic director.

Norm Stewart, now coaching the Missouri Tigers, took over the reins in 1961. Stewart led SCI to its best season ever. The Panthers went 19-5 overall and 8-4 in the NCC, tying for first. The team advanced to its first-ever NCAA regional tournament. The season closed with a last-second loss to Nebraska Wesleyan in the first round.

Despite the loss of several key performers, the 1962-63 team managed a 15-8 mark, but the next year was the most fabled. All-conference pick Pete Spoden returned from military service to form a strong nucleus, joining all-league pick



Duane Josephson and Ron Jessen. The team exploded to a 13-1 start, then lost Spoden to a knee injury. Members of the revamped starting lineup each averaged in double figures the remainder of the campaign and the team ended with a 20-2 regular-season record.

Led by Midwest Regional MVP Josephson, the Panthers advanced to the Final Eight of the NCAA Division II tournament. They lost the consolation game to North Carolina A&T and finished with a 23-4 overall mark, which still stands as a school record for number of wins in a season.

Spoden was named first-team all-American, despite missing the last 13 games. He was drafted by the NBA's Baltimore Bullets. Josephson went on to a professional baseball career with the Chicago White Sox and was an American League all-star catcher. Teammate Craig Knepp was a third-team all-American in 1966.

Stewart wrapped up his SCI career in 1968 with a 97-42 record. That winning percentage of 69.8 tops all coaches with 50 or more wins. He also contributed to

two NCC titles. A member of his final team, Jerry Waugh, was a fourth-team all-American in 1967 and was invited to participate in the College Division Olympic tryouts. His career-scoring average of 20.4 was the first to top 20 points in history. Also, that team averaged a school-record 88.1 points, a mark which still stands.

Jim Berry took over coaching duties in 1973. The Panthers had gone into a slump following Stewart's reign and Berry's rebuilding program made steady progress after his first campaign. He brought UNI its first winning record in eight years — a 15-12 mark and a second-place finish in the NCC in 1978. UNI left the NCC for the newly-formed Mid-Continent Conference before the 1978-79 season.

UNI responded to the challenge, finishing 18-11 overall and 6-4 in the conference. Four-year starter Ron Lemons was named all-league and was ranked 20th in the nation in shooting (58.5). The Panthers received an at-large bid to the NCAA Division II playoffs, defeating Nebraska-Omaha in the first round before losing to Wisconsin-Green Bay. UNI moved its schedule up a notch in 1979-80, playing eight Division I teams in preparation of the move to the higher division, which came in 1980-81.

The 1982-83 team's leading scorer and rebounder were an unlikely pair, with the top rebounder the team's smallest player — 5-9 Brent Carmichael, who went on to play professionally with the CBA's Rockford Lightning. Iowa's prep "Mr. Basketball", Randy Kraayenbrink, led the team in scoring.

With the help of Kraayenbrink, UNI's first winning season at the Division I level came in 1983-84. The Panthers went 10-4 in the league and 18-10 overall. A NIT invitation seemed imminent except the squad lost its last three games of the year with Kraayenbrink sitting on the bench with an ankle injury. UNI also was undefeated at home that year with a 14-0 mark.

Kraayenbrink closed out his career with a 20.4 average and became UNI's all-time leading scorer with 2,004 points, a mark which stood until Jason Reese overtook the total with 2,033 points in 1990.

Current head coach Eldon Miller joined the Panthers for the 1986-87 season. UNI made its first trip to the NCAA Division I tournament in 1990, upsetting Missouri in the first round and losing to Minnesota by only three points in the second round.

This year, UNI competes in the Missouri Valley Conference for only the third year.

Northern Iowa Team Records

Wins-Losses

Most Games, Season: 32, 1989-90; 1990-91
Fewest Games, Season: 19, 1955-56
Wins, Season: 23 (27 games), 1963-64; (32 games), 1989-90
Losses, Season: 22 (26 games), 1973-74
Consecutive Wins: 14, 1962-63; 1963-64
Consecutive Losses, Season: 10, 1973-74
Road Win Streak: 6, 1963-64
Road Losing Streak: 17, 1973-75; 10, 1973-74; 1976-77
Home Win Streak: 20, 1961-65; 14, 1988-89
Home Losing Streak: 4, 1973-74
Consecutive Win Streak: 10, 1963-64
Consecutive Losing Streak: 10, 1981-83; 9, 1974-75
Highest Winning Percentage, Season: .792, 1961-62 (19-5)
Lowest Winning Percentage, Season: .154, 1973-74 (4-22)
Best Conference Record, Season: 9-1, 1963-64
Worst Conference Record, Season: 1-13, 1973-74
Most Conference Games Won, Season: 11, 1960-61
Most Conference Games Lost, Season: 13, 1973-74, 1991-92

Points

Game: 126 (vs. Eastern Illinois), 1987-88 (4 OT)
Against, Game: 123 (vs. Iowa State), 1974-75
Season: 2,493 (32 games), 1989-90
Against, Season: 2,328 (32 games), 1989-90
Both Teams, Game: 247 (UNI 126, Eastern Illinois 121, 4 OT), 1987-88
Highest Average Season: 88.1 (22 games), 1967-68
Biggest Margin, For: 64 (UNI 96, Grinnell 32), 1945-46
Biggest Margin, Against: 53 (Iowa State 123, UNI 70), 1974-75
Most Consecutive 70-or-More-Point Games: 18, 1987-88, 1988-89
Most Consecutive 80-or-More-Point Games: 4, Several Times, 1987-88, 1988-89
Most Consecutive 90-or-More-Point Games: 2, 1988-89
Most Points Scored in a Losing Game: 101 (vs. Armstrong State) 1978-79
Fewest Points Scored in a Winning Game: 39 (vs. North Dakota State) 1951-52
Fewest Points Scored in a Losing Game: 39 (at Illinois State) 1981-82

Individual Records

Points

Game: 40, Jerry Waugh (vs. North Dakota), 1967-68
Season: 638, Jason Reese, 1989-90
Career: 2,033, Jason Reese, 1985-90

Free Throws

Game: 19, Bill McCoy (vs. Bemidji), 1970-71
Season: 212, Bill McCoy, 1970-71
Career: 579, Bill McCoy, 1969-73
Consecutive Games: 30, Jason Reese, 1989-90
Consecutive: 32, Bill McCoy, 1971-72

Field Goals

Game: 16, Craig Knepp (vs. South Dakota State), 1964-65;
Jason Reese (vs. Southern Methodist), 1988-89
Season: 240, Randy Kraayenbrink, 1984-85; Jason Reese, 1988-89
Career: 764, Jason Reese, 1985-90

Field Goals Scored

Game: 47 (vs. Eastern Illinois) 1987-88
Season: 924 (32 games) 1989-90

Field Goals Attempted

Game: 98 (vs. Eastern Illinois), 1987-88
Season: 1849 (32 games) 1989-90

Free Throws

Game: 42 (vs. Morningside), 1961-62
Season: 617, 1970-71

Free Throws Attempted

Game: 56 (vs. South Dakota), 1970-71
Season: 887, 1970-71

Rebounds

Game: 83 (vs. South Dakota State), 1959-60
Season: 1,409 (23 games), 1959-60

Assists

Season: 505, 1988-89

3-Pt. Field Goals Made

Game: 11 (vs. Valparaiso), 1989-90; (vs. Nevada) 1990-91
Season: 167, 1990-91

3-Pt. Field Goals Attempted

Game: 27 (vs. Wyoming), 1990-91
Season: 476, 1990-91

3-Pt. Field Goal Percentage

Game: 1.000 (vs. William Penn, 4-4), 1987-88
Season: .422 (108-256), 1986-87

Most Overtimes: 6 (vs. North Dakota State), 1958-59

Rebounds

Game: 34, Pete Spoden (vs. Winona State), 1960-61
Season: 261, Troy Muilenburg, 1990-91
Career: 1,104, Pete Spoden, 1960-64

Assists

Game: 15, Jay Imhoff, 1979-80
Season: 152, Dale Turner, 1989-90

3-Pt. Field Goals Made

Game: 6, Nick Nurse (vs. Morningside), 1987-88
Season: 72, Nick Nurse, 1987-88
Career: 170, Nick Nurse, 1986-89

3-Pt. Field Goals Attempted

Game: 11, Troy Muilenburg (vs. Minnesota), 1989-90
Season: 156, Maurice Newby, 1990-91
Career: 387, Maurice Newby, 1986-91

Most Consecutive Games Scoring 3-Pt. Goals

27, Nick Nurse (Feb. 23, 1987-Feb. 20, 1988)

100-Point Panther Games

Score	Opponent (Date)
123-121	Eastern Illinois (4 OT) (1-30-88)
120-96	Stephen F. Austin (1-6-90)
119-98	Augustana (1-13-68)
112-84	South Dakota (2-28-76)
111-80	Culver-Stockton (12-1-67)
111-79	Western Illinois (2-19-68)
110-82	Northwest Missouri (12-4-89)
110-71	Elmhurst (12-7-78)
109-63	Morningside (2-22-69)
109-79	Youngstown State (12-17-88)
108-77	Augustana (3-1-69)
107-109	@North Dakota State (12-13-58)
106-80	Wartburg (1-5-65)
105-86	North Dakota State (12-28-67)
105-69	Western Illinois (1-18-69)
105-98	@Eastern Illinois (1-14-89)
104-85	Winona State (1-11-65)
104-86	Augustana (11-29-88)
103-71	Morningside (2-19-55)
103-86	Morningside (2-27-65)
102-87	South Dakota State (2-10-68)
102-64	Bemidji State (12-20-82)
101-69	@Morningside (1-29-60)
101-79	North Dakota (2-22-64)
101-84	@Augustana (12-26-68)
101-78	Augustana (1-12-73)
101-107	Armstrong State (OT) (12-29-78)
100-77	Sam Houston State (1-8-90)
100-76	@Loras (12-4-54)
100-53	Wartburg (12-30-60)
100-92	South Dakota (1-9-71)
100-78	Concordia (NE) (12-20-86)
100-78	Texas Wesleyan (12-2-88)

Opponent 100-Point Games

Score	Opponent (Date)
123-70	@Iowa State (12-21-74)
121-78	@South Dakota State (2-16-68)
121-126	Eastern Illinois (4 OT) (1-30-88)
121-83	@Cleveland State (2-18-89)
117-71	@Bradley (1-27-71)
110-82	@Cleveland State (2-6-88)
109-107	@North Dakota State (12-13-58)
109-94	@Central Missouri State (12-16-72)
108-92	@South Dakota (2-20-71)
108-85	Iowa (12-10-91)
107-81	@Southern Illinois (12-5-71)
107-101	@Armstrong State (OT) (12-29-78)
106-88	@South Dakota State (2-6-71)
104-85	@Augustana (2-17-73)
102-86	@Wisconsin-LaCrosse (12-30-55)
102-66	@Illinois State (1-13-76)
102-70	@Mankato State (1-8-79)
102-88	@Cleveland State (1-18-86)
101-91	@Western Illinois (12-11-71)
101-57	@Western Illinois (2-19-74)
101-72	@Western Michigan (12-7-74)
101-75	Athletes in Action-Canada (1-12-80)
100-85	@Western Illinois (1-26-70)
100-85	@North Dakota State (1-15-71)
100-64	@Eastern Illinois (3-5-84)

1,000-Point Club

1. Jason Reese (1986-90).....	2,033
2. Randy Krayenbrink (1982-86)	2,004
3. Bill McCoy (1969-73).....	1,713
4. Ron Lemons (1976-79)	1,476
5. Ken Huelman (1975-79)	1,275
6. Troy Muilenburg (1987-91).....	1,251
7. Dale Turner (1988-92)	1,250
8. Pete Spoden (1960-64).....	1,239
9. Craig Knepe (1963-66)	1,200
10. Cedrick McCullough (1988-92)	1,158
11. Maurice Newby (1986-91).....	1,147
12. Rod Underwood (1977-81).....	1,126
13. Norm Jespersen (1946-49).....	1,099
14. Jerry Holbrook (1959-62)	1,045
15. Howie Pigg (1951-55).....	1,041
16. Greg McDermott (1984-88).....	1,033
17. Dick Beetsch (1952-56).....	1,029
18. John Martin (1967-70).....	1,027
19. Jerry Waugh (1966-68)	1,009

500-Point Club

20. Joseph Ferguson (1971-75).....	999
21. Randy Beilke (1960-63).....	962
22. Mark Long (1975-79).....	959
23. Ron Jessen (1962-65).....	926
24. Bill Jones (1977-81).....	915
25. Duane Josephson (1961-64).....	913
26. Steve Phyfe (1987-90).....	912
27. Mike Kemp (1975-79).....	895
28. Jim Jackson (1958-60).....	891
29. Steve Peters (1976-81).....	861
30. Ray Storck (1979-83)	851
31. Tony Hauptert (1977-81).....	818
32. Walt Kochneff (1946-50).....	811
33. Nick Nurse (1985-89)	801
34. Brian Bestul (1969-73)	791
35. Skip Anderson (1967-70)	744
36. Frank Stotts (1956-59).....	738
37. Scott Stafford (1983-85)	730
38. Ron LaFrentz (1957-60)	723
39. Darrell Timion (1969-73)	722
40. Jay Block (1980-84).....	718
41. Herbert King (1980-84).....	711
42. CAM JOHNSON (1989-)	694
43. Darrell Jesse (1966-69).....	673
44. Bob Waller (1959-62).....	662
45. Dwayne Jackson (1979-84)	656
46. Van Combs (1945-49)	642
47. Bill Runchey (1972-75).....	630
48. Del Nicklaus (1953-56)	604
49. Ray Nissen (1954-56).....	590
50. Mark Enright (1975-78)	585
51. Brent Carmichael (1981-83).....	585
53. Dean Jensen (1957-60).....	584
53. Mike Pijanowski (1981-84).....	555
54. RANDY BLOCKER (1992-).....	509

NCAA Post-Season History

Northern Iowa's last appearance in NCAA play came in 1990 when the Panthers went to the Division I playoffs for the first time. Prior to that appearance, their last NCAA tourney participation was in 1979 in the Division II playoffs.

March 9, 1962 NCAA Regional Tournament Lincoln, NE

SCI 81, Hamline 68						
SCI	FG-FGA	FT-FTA	Reb	PF	TP	
Bob Waller	6-13	2-2	4	4	14	
Ed Ware	0-1	0-0	0	2	0	
Dick Savage	3-6	0-0	2	3	6	
Duane Josephson	0-0	0-0	0	0	0	
Jerry Holbrook	7-14	2-2	4	4	16	
Ray Cull	0-1	0-2	1	0	0	
Bob McCool	1-4	0-0	1	5	2	
Dick Christy	3-4	0-1	4	4	6	
Pete Spoden	12-22	3-6	16	2	27	
Paul Balcom	2-4	6-9	15	3	10	
Team			2			
Totals	34-69	13-22	49	27	81	
Hamline Totals	20-60	28-37	34	19	68	

March 10, 1962 NCAA Regional Tournament Lincoln, NE

Nebraska Wesleyan 78, SCI 77						
SCI	FG-FGA	FT-FTA	Reb	PF	TP	
Bob Waller	5-10	2-2	5	1	12	
Dick Savage	2-5	0-0	2	4	4	
Jerry Holbrook	9-17	4-7	6	2	22	
Bob McCool	1-4	0-0	2	3	2	
Dick Christy	3-4	3-3	4	4	9	
Pete Spoden	10-20	2-4	14	4	22	
Paul Balcom	3-6	0-4	10	4	6	
Ed Ware	0-1	0-0	0	0	0	
Team			5			
Totals	33-67	11-20	48	22	77	
Nebraska Wesleyan Totals	27-67	24-31	42	16	78	

March 6, 1964 NCAA Midwest Regional Tournament Cedar Falls, IA

SCI 71, Washington University 56						
WU	FG-FGA	FT-FTA	Reb	PF	TP	
Ray Cerskus	3-8	2-2	2	4	8	
Ed Dancy	7-17	4-4	7	2	18	
Ron Jones	1-8	0-1	13	4	2	
Ron Jackson	7-14	2-2	6	2	16	
Boyd Shelton	2-7	4-4	3	4	8	
Bill Roe	1-4	0-0	0	2	2	
Steve Levitt	0-0	0-0	0	0	0	
George Kramer	1-2	0-0	2	0	2	
Chuck Coughlin	0-0	0-0	1	0	0	
Team			5			
Totals	22-62	12-13	39	18	56	
SCI	FG-FGA	FT-FTA	Reb	PF	TP	
Chuck Nolting	5-12	0-1	10	1	10	
Ron Jensen	4-7	4-4	6	5	12	
Craig Knepp	6-16	6-6	10	3	18	
Duane Josephson	7-21	2-2	4	1	16	
Jerry McColey	3-7	5-5	4	2	11	
Dennis Przychodzin	0-1	2-4	3	1	2	
Herb Justmann	1-1	0-0	0	0	2	
Gene Fuelling	0-0	0-0	0	0	0	
Totals	26-65	19-22	44	13	71	

March 7, 1964 NCAA Midwest Regional Tournament Cedar Falls, IA

SCI 71, Mankato State 64						
SCI	FG-FGA	FT-FTA	Reb	PF	TP	
Chuck Nolting	4-10	2-4	6	3	10	
Ron Jensen	5-9	3-4	4	2	13	
Craig Knepp	4-6	11-13	14	1	19	

Duane Josephson	7-20	4-4	6	3	18	
Jerry McColey	4-10	3-5	3	2	11	
Team			6			
Totals	24-55	23-30	39	11	71	
MS	FG-FGA	FT-FTA	Reb	PF	TP	
Jim Tetzloff	7-15	4-6	15	2	18	
John Seifert	1-7	1-3	3	5	3	
Les Sonnabend	5-15	1-2	8	4	11	
Joel Hagen	9-14	2-2	1	3	20	
Jon Hagen	4-15	0-0	2	4	8	
Dave Agard	0-3	1-1	0	0	1	
George McKay	1-2	1-1	4	2	3	
Team			5			
Totals	27-61	10-15	38	20	64	

March 11, 1964 NCAA College Division National Tournament Evansville, IN

SCI 93, Southeast Missouri 85						
SCI	FG-FGA	FT-FTA	Reb	PF	TP	
Jerry McColey	5-8	0-1	1	5	10	
Ronald Jensen	4-8	11-14	6	3	19	
Charles Nolting	1-8	6-8	12	4	8	
Duane Josephson	13-23	2-2	7	2	28	
Craig Knepp	12-18	2-2	10	2	26	
Dennis Przychodzin	0-1	0-0	1	0	0	
Herb Justmann	0-1	2-3	0	0	2	
Team			6			
Totals	35-67	23-30	37	16	93	
SEMO	FG-FGA	FT-FTA	Reb	PF	TP	
Bill Jordan	6-15	0-1	5	2	12	
Mike Cross	8-23	7-8	11	4	23	
Paul Ranson	2-8	1-3	8	5	5	
Bob Miller	5-9	0-1	8	0	10	
Don Ringstaff	5-16	3-3	5	3	13	
Naemon Townsend	9-21	0-0	4	3	18	
Asa Kinnaman	0-0	0-0	0	0	0	
Larry Rhodes	0-0	0-0	0	0	0	
Dwight Turner	0-1	0-0	1	1	0	
Thad Thrower	2-2	0-3	9	5	4	
Team			11			
Totals	37-95	11-19	51	23	85	
SCI	FG-FGA	FT-FTA	Reb	PF	TP	
Jerry McColey	5-8	0-1	1	5	10	
Ronald Jensen	4-8	11-14	6	3	19	
Charles Nolting	1-8	6-8	12	4	8	
Duane Josephson	13-23	2-2	7	2	28	
Craig Knepp	12-18	2-2	10	2	26	
Dennis Przychodzin	0-1	0-0	1	0	0	
Herb Justmann	0-1	2-3	0	0	2	
Team			6			
Totals	35-67	23-30	37	16	93	

March 12, 1964 NCAA College Division National Tournament Evansville, IN

Evansville 82, SCI 67						
EU	FG-FGA	FT-FTA	Reb	PF	TP	
Jerry Sloan	8-17	5-5	19	3	21	
Buster Briley	7-18	1-1	3	1	15	
Ed Zausch	5-14	1-1	21	4	11	
Jim Smith	0-4	2-2	3	2	2	
Larry Humes	6-9	3-4	0	1	15	
Sam Watkins	1-10	0-0	0	7	12	
Wayne Boultinghouse	3-6	0-1	1	2	6	
Paul Bullard	2-7	2-2	9	4	6	
Russ Grieger	0-6	0-0	1	0	0	
Larry Denton	1-1	0-1	3	0	2	
Dave Green	1-3	0-0	1	5	2	
Allen McCutchan	0-1	0-0	2	0	0	
Team			9			
Totals	34-96	14-17	70	23	82	
SCI	FG-FGA	FT-FTA	Reb	PF	TP	
Jerry McColey	1-2	5-6	2	3	7	
Ronald Jensen	5-15	5-8	5	1	15	

Charles Nolting	1-4	4-4	3	2	6	
Duane Josephson	6-17	1-2	3	3	13	
Craig Knepp	7-16	5-6	4	2	19	
Gene Fuelling	0-0	0-0	0	0	0	
Dan McCleary	0-2	0-1	2	0	0	
Barry Remington	0-1	1-2	1	1	1	
Dennis Przychodzin	1-2	0-0	0	0	2	
Herb Justmann	1-3	0-0	1	0	2	
Larry Goodrich	1-3	0-0	2	1	2	
Team			12			
Totals	23-65	21-29	23	13	67	

March 13, 1964 NCAA College Division National Tournament Evansville, IN

North Carolina A&T 91, SCI 72						
NC	FG-FGA	FT-FTA	Reb	PF	TP	
Maurice McHartley	14-27	2-3	10	2	30	
Wiley Briggs	3-10	2-2	6	0	8	
James Webber	3-9	3-4	8	2	9	
James Jackson	5-12	0-0	6	1	10	
Warren Davis	11-15	0-0	14	3	22	
Irving Mulcare	0-1	0-0	0	0	0	
Robert Saunders	4-8	2-2	0	2	10	
Ronald Wills	1-1	0-0	1	0	2	
Team			12			
Totals	41-85	9-11	45	10	91	
SCI	FG-FGA	FT-FTA	Reb	PF	TP	
Jerry McColey	3-8	0-2	4	2	6	
Ronald Jensen	11-20	0-0	6	0	22	
Charles Nolting	6-14	2-3	4	2	14	
Duane Josephson	5-17	2-2	4	1	12	
Craig Knepp	5-11	4-4	5	2	14	
Gene Fuelling	0-1	0-0	0	1	0	
Dan McCleary	0-1	0-0	0	0	0	
Barry Remington	0-0	0-0	0	0	0	
Dennis Przychodzin	1-5	0-0	1	1	2	
Herb Justmann	1-2	0-0	0	1	2	
Team			15			
Totals	32-79	8-11	24	10	72	

March 2, 1979 NCAA Division II North Central Regionals Omaha, NE

UNI 84, Nebraska-Omaha 72						
UNI	FG-FGA	FT-FTA	Reb	PF	TP	
Ron Lemons	10-15	1-2	9	3	21	
Steve Peters	5-9	2-2	3	2	12	
Bill Jones	2-8	0-0	2	3	4	
Mike Kemp	6-12	0-0	3	2	12	
Mark Long	3-4	2-4	4	1	8	
Jay Imhoff	0-0	1-2	0	0	1	
Rod Underwood	0-3	2-2	2	1	2	
Mike Clark	0-1	3-4	4	0	3	
Tony Hauptert	8-14	5-7	4	4	21	
Team			7			
Totals	34-66	16-23	39	16	84	
UNO	FG-FGA	FT-FTA	Reb	PF	TP	
Glenn Moberg	3-5	1-2	6	5	7	
Rick Wilks	4-10	1-2	1	2	9	
Steve Criss	4-7	0-0	4	1	8	
Derrick Jackson	7-20	2-2	1	1	16	
Vernon Manning	0-5	0-0	3	2	0	
Todd Troholz	1-2	0-0	1	1	2	
Robbie Robinson	1-1	1-2	3	2	3	
Jim Gregory	6-12	3-3	8	1	15	
Todd Freeman	2-4	0-0	1	1	4	
John Eriksen	4-7	0-1	7	2	8	
Team			4			
Totals	32-73	8-12	39	18	72	

March 3, 1979 NCAA Division II North Central Regionals Omaha, NE

Wisconsin-Green Bay 56, UNI 50						
UWGB	FG-FGA	FT-FTA	Reb	PF	TP	
Joe Maul	4-8	3-3	7	2	11	
Charlie Lorenzi	0-0	0-0	4	4	0	
Ron Ripley	5-9	4-4	3	4	14	
Rory Lindgren	8-15	7-8	2	2	23	

Paul Anderson	1-4	1-2	1	0	3
Dave Hanson	1-6	0-1	1	1	2
Mike Hanrahan	0-2	0-0	0	0	0
Casey Zakowski	0-2	0-0	1	0	0
Kirk Etten	0-0	0-0	0	0	0
Sam Stuessy	0-0	0-0	0	0	0
Bob Hunn	0-1	0-0	1	0	0
Jim Zill	1-2	1-1	3	3	3
Team			5		

Totals	20-49	16-19	28	16	56
UNI	FG-FGA	FT-FTA	Reb	PF	TP
Ron Lemons	8-10	2-2	10	1	18
Steve Peters	1-6	2-2	1	2	4
Bill Jones	0-0	0-0	1	1	0
Mike Kemp	6-11	0-0	2	3	12
Mark Long	2-3	0-0	1	5	4
Jay Imhoff	0-0	0-0	0	1	0
Rod Underwood	0-3	0-0	0	0	0
Mike Clark	1-1	0-0	1	5	2
Tony Hauptert	3-5	4-6	3	4	10
Team			5		
Totals	21-39	8-10	24	22	50

March 16, 1990

NCAA Division I Regional Tournament
Richmond, VA

UNI 74, Missouri 71

UNI	FG-FGA	FT-FTA	Reb	PF	TP
Cedric McCullough	3-8	0-0	4	3	6
Steve Phyfe	1-2	0-0	4	3	2
Jason Reese	6-12	6-8	15	5	18
Dale Turner	3-6	3-5	3	0	10
Troy Muilenburg	5-9	4-6	1	1	16
Maurice Newby	3-5	0-0	0	0	9
Jonathan Cox	1-1	0-1	1	3	2
Cam Johnson	0-1	0-0	0	1	0
Brad Hill	3-6	2-4	5	2	11
Nick Pace	0-0	0-0	0	0	0
Totals	25-50	15-24	33	18	74
UM	FG-FGA	FT-FTA	Reb	PF	TP
John McIntyre	3-7	0-0	2	4	9
Doug Smith	9-17	2-4	12	5	20
Nathan Buntin	6-14	9-9	7	2	21
Lee Coward	5-11	0-0	4	4	10
Anthony Peeler	1-7	1-2	3	1	3
Travis Ford	1-3	0-0	0	1	3
Jim Horton	0-0	0-0	0	1	0
Jamal Coleman	0-0	0-0	0	1	0
Jeff Warren	1-3	3-5	3	3	5
Totals	26-61	15-20	35	22	71

March 18, 1990

NCAA Division I Regional Tournament
Richmond, VA

Minnesota 81, UNI 78

UNI	FG-FGA	FT-FTA	Reb	PF	TP
Cedric McCullough	1-2	0-0	3	3	2
Steve Phyfe	3-4	1-2	5	3	5
Jason Reese	12-15	5-7	10	4	29
Dale Turner	3-8	0-0	4	2	9
Troy Muilenburg	7-17	2-2	2	4	20
Maurice Newby	3-11	0-0	3	1	8
Jonathan Cox	0-0	0-0	0	2	0
Brad Hill	1-3	3-4	3	5	5
Nick Pace	0-1	0-0	1	0	0
Totals	29-61	11-15	32	24	78
UM	FG-FGA	FT-FTA	Reb	PF	TP
Richard Coffey	2-3	0-0	2	4	4
Willie Burton	13-17	9-12	12	3	36
Jim Shikenjanski	3-8	3-6	1	4	9
Kevin Lynch	5-13	1-1	3	0	12
Melvin Newbern	3-10	0-2	5	3	8
Nate Tubbs	0-0	0-1	1	0	0
Connell Lewis	0-1	0-0	0	1	0
Rob Metcalf	0-0	0-0	1	1	0
Walter Bond	4-6	4-4	5	1	12
Bob Martin	0-1	0-0	4	1	0
Totals	30-59	17-26	37	18	81

UNI All-Conference Selections

(from 1925)

1925

Vern Morrison, F

1926

Vern Morrison, F

Millard Horton, F

1928

Stewart Cooper, F

1929

Lloyd Haberichter, C

Ted Fritz, G

1930

Lloyd Haberichter, C

1933

Roger Willert, C

1934

Morris Carr, F

1935

Morris Carr, F

1937

Darrell Black, G

Vern Morrison, F

1938

Robert Curtis, C

Lyle Dodd, G

Roman Yatchak, G

1940

Lyle Dodd, G

Fred Lofquist, F

1948

Van Coumbs, F

Norm Jespersen, F

Walt Kochneff, C

1949

Norm Jespersen, F

1950

Norm Jespersen, F

Walt Kochneff, C

1951

Dick Garth, G

Bill Peterson, F

1952

Howard Pigg, F

1953

Al Carew, C

LaVern Greenfield, F

Jack Rolinger, G

1954

Dick Beetsch, F

LeRoy Horn, G (HM)

1955

Howie Pigg, F

1956

Del Nicklaus, C

1957

Del Nicklaus, C

1958

Clark McCleary, G

1959

Jim Jackson, F

Ron LaFrentz, C (HM)

1960

Jim Jackson, F

Pete Spoden, F-C (HM)

Jerry Holbrook, G (HM)

1961

Jerry Holbrook, G

Pete Spoden, C

1962

Pete Spoden, F-C (MVP)

Bob Waller, G

Jerry Holbrook, G

1963

Dick Christy, F (HM)

Duane Josephson, G (1st Team)

1964

Duane Josephson, G

Ron Jessen, F

1965

Ron Jessen, F

Craig Knepe, C (MVP)

Jerry McColley, G

1966

Craig Knepe, C

1967

Ken Huelman, C

Jerry Waugh, F

1968

Ken Huelman, C

Jerry Waugh, F

1969

Larry Clausen, G

Ken Huelman, C

1970

John Martin, F

1971

Bill McCoy, G

1972

Bill McCoy, G

1973

Bill McCoy, G

1978

Ron Lemons, F

1979

Ron Lemons, F

1980

Rod Underwood, G

(2nd Team)

1981

Did not compete for conference awards

1982

Jay Block, F-G (2nd Team)

Brent Carmichael, G

(1st Team)

Ray Storck, C (2nd Team)

1983

Brent Carmichael, G

(2nd Team)

1984

Herbert King, C-F (2nd Team)

Randy Kraayenbrink, G

(1st Team)

Scott Stafford, F (All-Newcomer)

1985

Randy Kraayenbrink, G (1st Team)

1986

Randy Kraayenbrink, G

(2nd Team)

Scott Plondke, C (All-Newcomer)

1987

Greg McDermott, C-F

(2nd Team)

Maurice Newby, G (All-Newcomer)

Jason Reese, C (All-Newcomer)

1988

Steve Phyfe, F (All-Newcomer)

1989

Steve Phyfe, F (2nd Team)

Jason Reese, C (1st Team)

1990

Jason Reese, C (1st Team)

1991

Troy Muilenburg, F (2nd Team)

1992

Dale Turner, G (2nd Team)

1993

Randy Blocker, F (1st Team, All-Newcomer)

Cam Johnson, G

(Honorable Mention Media)



Jason Reese

Panthers Versus All Opponents

Opponent.....G	W	L	Pct.	First Game	Last Result	Opponent.....G	W	L	Pct.	First Game	Last Result
Abilene Christian.....1	1	0	1.000	1982-83	66 56	Missouri.....4	1	3	.250	1982-83	74 71
Akron.....4	3	1	.750	1978-79	68 54	Missouri-St. Louis.....2	2	0	1.000	1977-78	79 63
Alabama.....1	0	1	.000	1980-81	66 93	Missouri-Western.....2	2	0	1.000	1980-81	99 84
American (P.R.).....1	0	1	.000	1990-91	75 93	Montana.....1	0	1	.000	1968-69	75 85
Arkansas State.....7	3	4	.429	1979-80	47 53	Montana State.....2	1	1	.500	1945-46	80 82
Armstrong State.....1	0	1	.000	1978-79	101 107	Morningside.....92	56	36	.609	1920-21	85 86
Augustana (IL).....4	1	3	.250	1976-77	54 71	Nebraska.....10	0	10	.000	1948-49	64 90
Augustana (SD).....76	52	24	.684	1942-43	104 86	Nebraska-Omaha.....26	16	10	.615	1934-35	61 51
Aurora College.....1	1	0	1.000	1984-85	85 52	Nebraska-Wesleyan.....1	0	1	.000	1961-62	77 78
Austin Peay.....1	1	0	1.000	1983-84	86 71	Nevada.....2	2	0	1.000	1989-90	76OT 75
Bail State.....1	0	1	.000	1972-73	82 89	New Orleans.....1	0	1	.000	1979-80	66 71
Beloit.....2	1	1	.500	1914-15	63 48	North Carolina A&T.....1	0	1	.000	1963-64	72 91
Bemidji State.....5	3	2	.600	1962-63	102 64	NC-Wilmington.....4	0	4	.000	1980-81	58 60
Biscayne.....1	0	1	.000	1978-79	72 74	North Central.....2	0	2	.000	1951-52	65 83
Bradley.....5	1	4	.200	1970-71	46 72	North Dakota.....77	32	45	.416	1935-36	66 71
Brandon.....1	1	0	1.000	1984-85	70 51	North Dakota State.....75	46	29	.613	1935-36	69 63
Briar Cliff.....2	1	1	.500	1973-74	65 83	Northeast Missouri.....7	3	4	.429	1935-36	68 77
Bucknell.....1	0	1	.000	1990-91	57 71	Northern Illinois.....19	11	8	.579	1945-46	63 76OT
Buffalo.....1	0	1	.000	1992-93	96 66	Northern Michigan.....4	1	3	.250	1978-79	58 67
Buena Vista.....5	5	0	1.000	1920-21	70 59	Northern State.....1	0	1	.000	1972-73	67 74
Cal-Santa Barbara.....1	0	1	.000	1986-87	71 85	Northwest Missouri.....3	3	0	1.000	1956-57	110 82
Cal-State Fullerton.....1	0	1	.000	1992-93	55 66	Notre Dame.....2	0	2	.000	1981-82	51 75
Carleton.....7	2	5	.286	1931-32	62 73	Oklahoma State.....1	1	0	1.000	1931-32	29 27
Cenatary.....1	0	1	.000	1979-80	64 65	Old Dominion.....1	0	1	.000	1990-91	61 63
Central Iowa.....13	9	4	.692	1914-15	65 63	Pan American.....6	3	3	.500	1980-81	59 83
Central Michigan.....1	0	1	.000	1984-85	50 51	Parsons.....25	18	7	.720	1912-13	89 75
Central Missouri.....8	4	4	.500	1967-68	91 90	Pepperdine.....2	0	2	.000	1945-46	86 94
Central Ohio.....1	1	0	1.000	1972-73	92 59	Prairie View A&M.....1	1	0	1.000	1985-86	82 58
Chicago.....1	1	0	1.000	1984-85	58 41	Rockford College.....1	1	0	1.000	1985-86	94 55
Chicago State.....2	2	0	1.000	1981-82	96 81	Sam Houston State.....2	2	0	1.000	1989-90	100 77
Chicago Teachers.....4	3	1	.750	1940-41	44 33	San Diego.....1	0	1	.000	1985-86	69 83
Clemson.....1	0	1	.000	1991-92	60 63	San Diego State.....1	1	0	1.000	1986-87	68 66
Cleveland State.....19	7	12	.368	1983-84	79OT 75	San Jose State.....1	0	1	.000	1947-48	58 64
Coe.....33	16	17	.485	1906-07	72 49	St. Ambrose.....8	8	0	1.000	1945-46	96 61
Columbia.....33	10	23	.303	1909-10	62 82	St. Bonaventure.....1	0	1	.000	1992-93	63 74
Concordia (NE).....1	1	0	1.000	1986-87	100 87	St. Francis.....2	1	1	.500	1979-80	68 70
Coppin State.....1	1	0	1.000	1986-87	84 62	St. Francis (PA).....1	0	1	.000	1982-83	61 66
Cornell (IA).....35	13	22	.371	1909-10	68 51	St. John's.....1	1	0	1.000	1948-49	69 45
Cornell Univ.....1	1	0	1.000	1981-82	82 70	St. Joseph's.....2	2	0	1.000	1913-14	27 13
Creighton.....5	2	3	.400	1917-18	54 59	St. Louis.....5	2	3	.400	1978-79	76 66
Culver Stockton.....1	1	0	1.000	1967-68	111 80	St. Olaf.....2	2	0	1.000	1948-49	70 56
Dayton.....2	1	1	.500	1987-88	72 70	St. Thomas.....8	2	6	.250	1940-41	70 86
DePaul.....1	0	1	.000	1985-86	53 96	Simpson.....26	21	5	.807	1919-20	74 69
Detroit.....3	0	3	.000	1939-40	53 62	South Carolina St.....2	2	0	1.000	1985-86	82 60
Detroit Tech.....1	1	0	1.000	1957-58	85 68	Southeast Missouri.....1	1	0	1.000	1963-64	93 85
Drake.....19	9	10	.474	1907-08	59 63	South Dakota.....77	35	42	.454	1935-36	74 76
Dubuque.....15	9	6	.600	1914-15	23 16	South Dakota State.....79	35	44	.443	1935-36	49 56
Eastern Illinois.....33	13	20	.394	1971-72	73 71	SE Louisiana.....1	1	0	1.000	1979-80	78 68
Eastern Kentucky.....4	3	1	.750	1980-81	61 59	Southern Illinois.....9	2	7	.222	1964-65	54 51
Elmhurst.....2	2	0	1.000	1978-79	75 68	Southern Methodist.....1	0	1	.000	1988-89	73 80
Emporia.....2	0	2	.000	1946-47	49 63	Southwest Louisiana.....4	4	0	1.000	1939-40	76 71
Evansville.....3	0	3	.000	1963-64	73 88	Southwest Missouri.....22	6	16	.273	1982-83	54 53
Fresno State.....1	1	0	1.000	1949-50	64 42	Stephen F. Austin.....2	2	0	1.000	1988-89	120 96
Florida International.....2	2	0	1.000	1986-87	96 83	Stetson.....1	0	1	.000	1952-53	57 75
Florida Southern.....1	1	0	1.000	1978-79	85 70	Texas-El Paso.....1	0	1	.000	1991-92	56 90
Georgetown.....1	0	1	.000	1989-90	49 83	Texas Wesleyan.....1	1	0	1.000	1988-89	100 78
Georgia.....1	0	1	.000	1983-84	58 80	Tulsa.....4	2	2	.500	1991-92	61 66
George Williams.....1	1	0	1.000	1983-84	78 55	Upper Iowa.....28	21	7	.753	1913-14	65 76
Gonzaga.....1	1	0	1.000	1987-88	71 67	U.S. International.....1	1	0	1.000	1981-82	84 64
Grinnell.....30	12	18	.400	1907-08	74 65	Valparaiso.....23	21	2	.913	1979-80	53 50
Gustavus Adolphus.....4	2	2	.500	1947-48	89 61	Wartburg.....21	13	8	.619	1951-52	82 66
Hamilton.....2	2	0	1.000	1923-24	33 20	Washburn.....1	0	1	.000	1957-58	54 65
Hamline.....9	4	5	.444	1931-32	70 123	Washington (St. Louis).....1	1	0	1.000	1970-71	74 61
Hastings.....2	0	2	.000	1950-51	46 49	Washington University.....2	1	1	.500	1937-38	71 82
Hawaii.....1	0	1	.000	1982-83	57 62OT	Wayne State (NE).....7	5	2	.714	1940-41	88 70
Howard.....1	0	1	.000	1984-85	52 62	Westmar.....3	3	0	1.000	1968-69	83 67
Illinois-Benedictine.....1	1	0	1.000	1984-85	79 60	Western Illinois.....58	29	29	.500	1938-39	77 58
Illinois at Chicago.....19	10	9	.526	1982-83	86 74	Western Kentucky.....3	0	3	.000	1980-81	57 63
Illinois State.....16	1	15	.063	1959-60	59 71	Western Michigan.....5	1	4	.200	1946-47	78 63
Indiana State.....4	1	3	.250	1991-92	59 52	Wichita State.....5	2	3	.400	1977-78	47 63
Iowa.....23	2	21	.087	1907-08	44 64	William Penn.....28	24	4	.857	1919-20	90 62
Iowa State.....30	4	26	.133	1916-17	67 74	Winona State.....16	14	2	.875	1955-56	77 53
Iowa Wesleyan.....11	7	4	.636	1919-20	21 26	Wisconsin.....4	1	3	.250	1981-82	58 64
Ithaca.....1	1	0	1.000	1948-49	41 40	Wisconsin-Green Bay.....23	7	16	.304	1978-79	67 72
Jackson State.....1	1	0	1.000	1988-89	94 77	Wisconsin-LaCrosse.....5	2	3	.400	1949-50	72 73
Kansas.....1	0	1	.000	1973-74	60 94	Wisconsin-Milwaukee.....3	1	2	.333	1941-42	67 66
Kansas Normal.....4	1	3	.250	1907-08	14 26	Wisconsin-Oshkosh.....1	1	0	1.000	1990-91	86 64
Kansas State.....8	1	7	.125	1948-49	59 72	Wisconsin-Platteville.....2	1	1	.500	1978-79	68 72
Loras.....27	14	13	.519	1942-43	68 57	Wisconsin-River Falls.....3	2	1	.667	1948-49	53 55
Louisiana State.....1	1	0	1.000	1987-88	90 80	Wisconsin-Stevens Point.....1	0	1	.000	1973-74	56 72
Luther.....31	18	13	.581	1921-22	66 53	Wyoming.....2	0	2	.000	1990-91	55 60
Macalester.....7	5	2	.714	1958-59	78 68	Youngstown.....9	4	5	.444	1976-77	109 79
MacMurray.....2	2	0	1.000	1962-63	75 56	OTHERS.....55	37	18	.672	—	—
Manhattanville.....1	1	0	1.000	1978-79	48 40						
Mankato State.....43	26	17	.605	1947-48	96 76						
MD-Baltimore County.....1	1	0	1.000	1986-87	72 54						
Minnesota.....1	0	1	.000	1989-90	78 81						
Minnesota-Duluth.....2	2	0	1.000	1971-72	88 71						

Cage Efforts Year- by-Year

Year	Games	Won	Lost	Pct.	Own Pts.	Opp. Pts.	Head Coach	Enrollment
1900-01	3	0	3	.000	—	—	No Coach Designated	911
1901-02	1	1	0	1.000	—	—	No Coach Designated	873
1902-03	2	0	2	.000	—	—	Jones	868
1903-04	5	2	3	.400	—	—	Charles A. Pell	857
1904-05	6	3	3	.500	—	—	Charles A. Pell	812
1905-06	12	6	6	.500	—	—	Charles A. Pell	905
1906-07	9	5	4	.556	312	309	R.F. Seymour	981
1907-08	8	4	4	.500	305	275	R.F. Seymour	1,013
1908-09	12	5	7	.417	290	384	R.F. Seymour	995
1909-10	7	4	3	.571	155	147	Clayton B. Simmons	1,070
1910-11	NO RECORD							1,108
1911-12	10	2	8	.200	145	295	H.F. Pasini	1,094
1912-13	10	6	4	.600	NO RECORD		H.F. Pasini	1,202
1913-14	10	6	4	.600	257	192	Allen P. Berkstresser	1,297
1914-15	12	4	8	.333	266	310	Allen P. Berkstresser	1,406
1915-16	NO RECORD						Allen P. Berkstresser	1,741
1916-17	NO RECORD						Allen P. Berkstresser	1,680
1917-18	10	5	5	.500	244	228	No Coach Designated	1,387
1918-19	8	2	6	.250	135	183	Russel Glaesner	1,125
1919-20	16	7	9	.250	346	375	Ivan Doseff	1,423
1920-21	12	7	5	.583	260	226	Ivan Doseff	1,402
1921-22	11	9	2	.818	254	193	L.L. Mendenhall	1,644
1922-23	11	10	1	.909	301	208	L.L. Mendenhall	2,130
1923-24	12	8	4	.667	242	199	L.L. Mendenhall	2,565
1924-25	11	10	1	.909	301	208	Arthur D. Dickinson	2,648
1925-26	13	10	3	.769	348	273	Arthur D. Dickinson	2,642
1926-27	13	6	7	.462	313	336	Arthur D. Dickinson	2,443
1927-28	15	7	8	.467	411	374	Arthur D. Dickinson	2,304
1928-29	16	12	4	.750	463	377	Arthur D. Dickinson	2,094
1929-30	15	13	2	.867	435	303	Arthur D. Dickinson	2,227
1930-31	12	9	3	.750	406	263	Arthur D. Dickinson	2,169
1931-32	16	10	6	.625	482	263	Arthur D. Dickinson	2,049
1932-33	13	9	4	.692	430	356	Melvin Fritzel	1,562
1933-34	13	8	5	.615	376	362	Arthur D. Dickinson	1,472
1934-35	16	6	10	.375	479	553	Arthur D. Dickinson	1,543
1935-36	16	6	10	.375	447	493	Arthur D. Dickinson	1,771
1936-37	12	5	7	.417	345	345	Arthur D. Dickinson	1,879
1937-38	14	9	5	.648	481	436	O.M. "Hon" Nordly	1,953
1938-39	17	9	8	.529	634	627	O.M. "Hon" Nordly	1,926
1939-40	18	11	7	.611	630	622	O.M. "Hon" Nordly	1,900
1940-41	17	11	6	.647	671	626	O.M. "Hon" Nordly	1,745
1941-42	19	10	9	.526	750	726	O.M. "Hon" Nordly	1,502
1942-43	12	3	9	.250	456	463	O.M. "Hon" Nordly	1,381
1943-44	NO BASKETBALL (War Years)							
1944-45	NO BASKETBALL (War Years)							
1945-46	20	13	7	.650	869	1,008	O.M. "Hon" Nordly	1,233
1946-47	20	6	14	.300	888	937	O.M. "Hon" Nordly	2,475
1947-48	20	14	6	.700	1,054	895	O.M. "Hon" Nordly	2,846
1948-49	22	16	6	.727	1,215	1,059	O.M. "Hon" Nordly	3,083
1949-50	21	16	5	.762	1,340	1,093	O.M. "Hon" Nordly	2,949
1950-51	23	14	9	.609	1,228	1,162	O.M. "Hon" Nordly	2,688
1951-52	24	14	10	.583	1,397	1,349	O.M. "Hon" Nordly	2,352
1952-53#	25	14	11	.560	1,656	1,708	O.M. "Hon" Nordly	2,239
1953-54	21	6	15	.286	1,330	1,450	O.M. "Hon" Nordly	2,231
1954-55	22	11	11	.500	1,707	1,654	Stanley Hall	2,676
1955-56	19	8	11	.421	1,369	1,467	Stanley Hall	3,045
1956-57	22	12	10	.545	1,491	1,489	James H. Witham	3,195
1957-58	23	9	14	.391	1,478	1,492	James H. Witham	3,210
1958-59	23	11	12	.478	1,655	1,678	James H. Witham	3,482
1959-60	23	15	8	.652	1,758	1,605	James H. Witham	3,428
1960-61	21	16	5	.762	1,636	1,355	James H. Witham	3,616
1961-62##	24	19	5	.792	1,908	1,628	Norman Stewart	4,070
1962-63	23	15	8	.652	1,741	1,631	Norman Stewart	4,567
1963-64#	27	23	4	.853	2,120	1,838	Norman Stewart	5,147
1964-65	23	16	7	.696	1,744	1,626	Norman Stewart	5,520
1965-66	20	13	7	.650	1,354	1,297	Norman Stewart	6,419
1966-67	22	11	11	.500	1,599	1,634	Norman Stewart	7,409
1967-68	22	15	7	.682	1,139	1,777	Norman Stewart	8,213
1968-69##	24	15	9	.625	1,991	1,782	Zeke Hogeland	9,058
1969-70	25	13	12	.520	1,795	1,817	Zeke Hogeland	9,494
1970-71	26	6	20	.231	2,005	2,248	Zeke Hogeland	9,723
1971-72	23	10	13	.435	1,736	1,737	Zeke Hogeland	10,546
1972-73	24	11	13	.458	1,795	1,813	Zeke Hogeland	9,846
1973-74	26	4	22	.154	1,687	2,012	James Berry	9,587
1974-75	26	6	20	.231	1,824	2,119	James Berry	8,800
1975-76	26	9	17	.346	1,959	2,102	James Berry	9,777
1976-77	27	9	18	.333	1,927	2,027	James Berry	10,300
1977-78	27	15	12	.556	1,898	1,869	James Berry	10,342
1978-79	29	18	11	.620	2,213	2,055	James Berry	10,343
1979-80	25	12	13	.480	1,656	1,627	James Berry	10,200
1980-81	27	8	19	.296	1,611	1,832	James Berry	11,020
1981-82*	27	12	15	.444	1,649	1,802	James Berry	10,954
1982-83	31	13	18	.419	2,010	2,032	James Berry	10,954
1983-84	28	18	10	.643	1,932	1,945	James Berry	11,204
1984-85	28	12	16	.429	1,821	1,857	James Berry	11,200
1985-86	27	8	19	.296	1,907	1,991	James Berry	11,500
1986-87	28	13	15	.464	2,028	2,054	Eldon Miller	11,500
1987-88	28	10	18	.357	2,172	2,227	Eldon Miller	11,500
1988-89	28	19	9	.679	2,382	2,279	Eldon Miller	11,500
1989-90	32	23	9	.710	2,493	2,328	Eldon Miller	11,500
1990-91	32	13	19	.406	2,170	2,248	Eldon Miller	12,600
1991-92	28	10	18	.357	1,815	1,916	Eldon Miller	12,200
1992-93	27	12	15	.444	1,655	1,778	Eldon Miller	13,163
1900-1993	1,648	866	803	.519				

Season-by-Season Review 1905-93

1905-06 (Incomplete)

9 Iowa.....51

1906-07 (5-4)

16 Iowa.....73
36 Waterloo West.....34
48 Waterloo East.....18
20 Lennox.....33
23 Leander Clark.....27
46 Leander Clark.....31
20 Coe.....39
37 Waterloo YMCA.....33
28 Coe.....39
54 Charles City.....34
Coach — R.F. Seymour

1907-08 (4-4)

23 Grinnell.....51
53 Drake.....27
44 Waterloo YMCA.....29
19 Grinnell.....55
26 Kansas Normal.....32
38 Leander Clark.....23
29 Iowa.....33
73 Charles City.....25
Coach — R.F. Seymour

1908-09 (5-7)

53 Ellsworth.....26
44 Waterloo West.....22
19 Grinnell.....53
12 Iowa.....42
5 Grinnell.....33
32 Leander Clark.....24
43 Waterloo YMCA.....20
9 Iowa.....49
34 Leander Clark.....27
16 Missouri North.....38
8 Kansas Normal.....24
14 Des Moines
YMCA.....31
Coach — R.F. Seymour

1909-10 (4-3)

23 Charles City.....26
11 Waterloo YMCA.....27
11 Iowa.....34
23 Kansas Normal.....17
34 Cornell.....33
22 Cornell.....10
31 Waterloo YMCA.....20
Coach — Clayton B.
Simmons

1910-11 (Incomplete)

17 Iowa.....43

1911-12 (2-8)

36 Lennox.....11
21 Coe.....24
25 Leander Clark.....32
17 Charles City.....49
8 Iowa.....28
19 Leander Clark.....13
16 Cornell.....50
17 Cornell.....32
9 Coe.....35
16 Iowa.....21
Coach — H.F. Pasini

1912-13 (6-4)

20 Iowa.....24
15 Iowa.....21
Coach — H.F. Pasini

1913-14 (6-4)

20 Iowa.....21
12 Drake.....24
22 Parsons.....14
23 St. Joseph.....21
25 Upper Iowa.....29
43 Charles City.....15
14 Iowa.....27
27 St. Joseph.....13
37 Drake.....12
34 Charles City.....16
Coach — Allen P. Berkstresser

1914-15 (4-8)

11 Grinnell.....46
16 Iowa.....44
17 Drake.....21
25 Des Moines.....41
19 Wisconsin
Normal.....12
27 Upper Iowa.....15
33 Central.....8
14 Kansas Normal.....26
15 Dubuque.....17
22 Wisconsin Normal.....36
47 Dubuque Gorman.....16
20 Beloit.....28
Coach — Allen P. Berkstresser

1915-16 (No Record)

Coach — Allen P. Berkstresser

1916-17 (Partial Record)

15 Iowa State.....22
15 Iowa.....33
Coach — Allen P. Berkstresser

1917-18 (5-5)

29 Waterloo YMCA.....13
23 Cornell.....34
40 Dubuque.....17
20 Grinnell.....19
33 Coe.....34
17 Dubuque.....13
29 Upper Iowa.....30
21 Upper Iowa.....13
17 Coe.....20
15 Creighton.....35
No Coach Designated

1918-19 (2-6)

23 Camp Dodge.....29
14 Des Moines.....12
23 Cornell.....25
13 Coe.....26
17 Grinnell.....18
20 Des Moines.....31
19 Coe.....16
6 Upper Iowa.....26
Coach — Russell Glaesner

1919-20 (7-9)

15 Cedar Valley.....14
13 Cornell.....22
19 Iowa State.....28
28 William Penn.....13
32 Waterloo Legion.....22
12 Cornell.....34
31 Iowa Wesleyan.....27
18 Dubuque.....36
33 Parsons.....15
11 Dubuque.....47
24 Lennox.....25
33 Des Moines.....16
15 Lennox.....18

8 Des Moines.....16
22 Simpson.....34
32 Upper Iowa.....8
Coach — Ivan Doseff

1920-21 (7-5)

14 Parsons.....24
14 Iowa Wesleyan.....29
24 Lennox.....22
32 Buena Vista.....6
21 Morningside.....14
14 Des Moines.....21
18 Dubuque.....35
23 Lennox.....15
29 Iowa Wesleyan.....5
25 Upper Iowa.....10
20 Dubuque.....34
26 Buena Vista.....11
Coach — Ivan Doseff

1921-22 (9-2)

13 Luther.....17
24 Luther.....18
28 Simpson.....24
31 Still.....14
25 William Penn.....8
26 Buena Vista.....17
18 Upper Iowa.....24
23 Simpson.....18
20 William Penn.....16
26 Still.....21
20 Upper Iowa.....16
Coach — L.L. Mendenhall

1922-23 (10-1)

22 Cornell.....21
33 Still.....16
34 Luther.....16
27 William Penn.....17
15 Simpson.....12
23 Still.....17
28 Upper Iowa.....13
29 William Penn.....17
28 Simpson.....19
23 Cornell.....24
25 Upper Iowa.....13
Coach — L.L. Mendenhall

1923-24 (8-4)

21 Hamilton.....9
33 Hamilton.....20
23 William Penn.....14
26 William Penn.....22
25 Iowa Wesleyan.....8
17 Parsons.....13
10 Simpson.....25
19 Upper Iowa.....14
15 Iowa Wesleyan.....17
31 Upper Iowa.....17
10 Simpson.....22
12 Parsons.....16
Coach — L.L. Mendenhall

1924-25 (10-1)

20 Ellsworth.....18
26 Dubuque.....24
34 William Penn.....16
31 Upper Iowa.....15
27 Simpson.....16
38 Dubuque.....25
28 Parsons.....22
19 Upper Iowa.....7
22 Simpson.....25
27 Parsons.....23
29 William Penn.....17
Coach — A.D. Dickinson

1925-26 (10-3)

32 Central.....22
34 Iowa Wesleyan.....14
33 William Penn.....31
24 Central.....14
18 William Penn.....25
27 Simpson.....24
18 Upper Iowa.....13
20 Parsons.....19
20 Parsons.....31
36 Iowa Wesleyan.....23
37 Upper Iowa.....12
14 Luther.....21
35 Luther.....24
Coach — A.D. Dickinson

1926-27 (6-7)

22 Cornell.....24
14 Coe.....15
23 Coe.....20
16 Upper Iowa.....24
35 William Penn.....22
22 Central.....37
24 Iowa Wesleyan.....19
17 Parsons.....27
34 William Penn.....33
17 Parsons.....27
42 Iowa Wesleyan.....24
16 Central.....44
31 Upper Iowa.....20
Coach — A.D. Dickinson

1927-28 (7-8)

34 Cornell.....31
22 Luther.....25
23 Upper Iowa.....24
20 Iowa Wesleyan.....36
28 Parsons.....39
16 Luther.....19
28 William Penn.....19
32 Upper Iowa.....22
33 Central.....18
40 Buena Vista.....17
16 Des Moines.....23
23 Parsons.....25
42 William Penn.....33
33 Central.....17
21 Iowa Wesleyan.....26
Coach — A.D. Dickinson

1928-29 (12-5)

23 Cornell.....34
18 Coe.....24
26 Columbia.....20
24 Columbia.....22
20 Luther.....21
33 Dubuque.....21
37 Parsons.....29
43 William Penn.....28
38 Upper Iowa.....16
21 Luther.....27
41 Des Moines.....30
29 West Union.....26
25 Upper Iowa.....19
26 Central.....19
34 William Penn.....25
25 Parsons.....16
27 Iowa State.....29
Coach — A.D. Dickinson

1929-30 (13-2)

20 Cornell.....22
21 Coe.....14
26 Columbia.....22
29 Parsons.....14
23 William Penn.....19
30 Simpson.....28

30 Upper Iowa.....19
27 Parsons.....18
21 William Penn.....17
20 Luther.....28
42 Upper Iowa.....21
34 Simpson.....27
24 Columbia.....19
43 Dubuque.....10
35 Luther.....25
Coach — A.D. Dickinson

1930-31 (9-3)

27 Coe.....17
47 Dubuque.....13
47 Simpson.....17
12 Luther.....25
41 Parsons.....22
23 Dubuque.....16
28 Columbia.....35
35 Simpson.....30
17 Luther.....27
38 Parsons.....24
55 William Penn.....13
36 Columbia.....24
Coach — A.D. Dickinson

1931-32 (10-6)

29 Oklahoma A&M.....27
29 Coe.....26
18 Carleton.....31
22 Hamline.....29
32 Columbia.....24
41 Simpson.....24
14 Luther.....25
19 Central.....32
35 Columbia.....18
21 Luther.....34
47 William Penn.....20
33 Parsons.....30
36 Simpson.....24
32 Parsons.....30
37 William Penn.....31
37 Central.....43
Coach — A.D. Dickinson

1932-33 (9-4)

32 Coe.....34
23 Iowa State.....29
28 Hamline.....22
49 Columbia.....17
32 Luther.....29
40 Parsons.....37
41 William Penn.....25
40 Columbia.....44
26 Simpson.....22
40 William Penn.....44
27 Parsons.....24
30 Luther.....27
22 Simpson.....26
Coach — Melvin Fritzel

1933-34 (9-5)

34 Columbia.....17
34 Grinnell.....33
27 Coe.....18
22 Grinnell.....30
34 Cornell.....32
30 Cornell.....35
29 Coe.....31
20 Columbia.....36
29 Simpson.....27
35 Luther.....21
31 William Penn.....38
36 Luther.....24
28 Simpson.....24
42 William Penn.....25
Coach — A.D. Dickinson

1934-35 (6-10)		53 Omaha.....24	1943-44		57 North Dakota.....41	52 South Dakota State ..50
25 Grinnell.....24	24 North Dakota State ..43	45 North Dakota State ..43	No Basketball (War Years)		47 South Dakota State ..35	74 Augustana.....60
20 William Penn.....21	24 Omaha.....19	32 Western Illinois.....58	1944-45		42 Augustana.....40	57 Morningside.....58
25 Coe.....30	32 Morningside.....17	42 Morningside.....17	No Basketball (War Years)		54 South Dakota State ..46	69 Loras.....68
36 Luther.....32	Coach — O.M. Nordly		1946-67 (13-7)		53 Wisconsin-River Falls..55	48 Carleton.....53
25 Cornell.....37	1939-40 (11-7)		96 Grinnell.....32	51 North Dakota.....60	71 North Dakota State ..52	Coach — O.M. Nordly
42 Morningside.....49	40 Coe.....27	33 Drake.....36	33 Drake.....36	60 Carleton.....48	55 Morningside.....57	1952-53 (14-11)
24 Grinnell.....43	40 Grinnell.....38	75 St. Ambrose.....32	75 St. Ambrose.....32	61 Loras.....52	51 St. Thomas.....83	51 St. Thomas.....83
28 Simpson.....25	39 Coe.....38	58 Northern Illinois.....38	58 Northern Illinois.....38	51 Augustana.....34	65 North Central.....83	65 North Central.....83
24 Luther.....29	30 Northeast Missouri ..28	60 South Dakota State ..28	60 South Dakota State ..28	62 Morningside.....42	41 Mankato State.....77	41 Mankato State.....77
47 Morningside.....38	37 Southwest Louisiana..29	61 Simpson.....39	61 Simpson.....39	65 Wisconsin-River Falls..64	66 Wartburg.....73	66 Wartburg.....73
37 Cornell.....48	23 Coe.....29	40 South Dakota State ..49	40 South Dakota State ..49	49 Emporia.....63	66 Loras.....55	66 Loras.....55
31 Omaha.....45	28 Detroit.....29	53 Augustana.....41	53 Augustana.....41	Coach — O.M. Nordly	74 North Dakota.....65	74 North Dakota.....65
34 Simpson.....31	24 Western Illinois.....34	48 Loras.....43	48 Loras.....43	1949-50 (16-5)	74 Simpson.....69	74 Simpson.....69
29 Coe.....33	36 South Dakota State ..31	50 South Dakota.....45	50 South Dakota.....45	77 Central.....20	57 St. Thomas.....74	57 St. Thomas.....74
29 William Penn.....26	26 South Dakota.....39	47 Morningside.....49	47 Morningside.....49	70 St. Olaf.....56	68 South Dakota.....52	68 South Dakota.....52
23 Omaha.....42	40 North Dakota State ..44	52 Simpson.....44	52 Simpson.....44	69 Central.....47	66 Grinnell.....69	66 Grinnell.....69
Coach — A.D. Dickinson		46 Augustana.....32	46 Augustana.....32	54 Nebraska.....60	58 Carleton.....67	58 Carleton.....67
1935-36 (6-10)		43 Omaha.....32	43 Omaha.....32	63 North Dakota.....66	67 North Dakota State ..59	67 North Dakota State ..59
15 Coe.....16	33 Grinnell.....32	46 Ottumwa P-F.....42	46 Ottumwa P-F.....42	66 Morningside.....77	66 South Dakota.....60	66 South Dakota.....60
23 Morningside.....22	40 Morningside.....33	38 Hamline.....51	38 Hamline.....51	80 Morningside.....77	58 South Dakota State ..51	58 South Dakota State ..51
28 South Dakota.....41	40 Northeast Missouri ..42	37 Ottumwa P-F.....71	37 Ottumwa P-F.....71	58 Augustana.....60	67 Augustana.....60	67 Augustana.....60
32 South Dakota State ..30	39 Omaha.....48	43 Loras.....56	43 Loras.....56	40 South Dakota State ..66	40 South Dakota State ..66	40 South Dakota State ..66
21 Coe.....28	40 Morningside.....39	58 Montana State.....42	58 Montana State.....42	71 North Dakota State ..65	71 North Dakota State ..65	71 North Dakota State ..65
31 North Dakota.....43	Coach — O.M. Nordly		22 Pepperdine.....64	73 North Dakota.....85	73 North Dakota.....85	73 North Dakota.....85
30 Morningside.....33	1940-41 (11-6)		Coach — O.M. Nordly		90 Morningside.....72	90 Morningside.....72
27 South Dakota.....26	24 St. Thomas.....35	1946-47 (6-14)		66 North Dakota.....70	79 Augustana.....63	79 Augustana.....63
37 South Dakota State ..39	49 Coe.....38	53 Ottumwa P-F.....40	53 Ottumwa P-F.....40	57 North Dakota State ..48	62 Carleton.....73	62 Carleton.....73
23 North Dakota State ..31	49 Southwest Louisiana..24	44 Hamline.....48	44 Hamline.....48	59 Loras.....64	70 Cornell.....57	70 Cornell.....57
29 North Dakota.....52	32 Wayne State.....29	47 Iowa State.....47	47 Iowa State.....47	57 North Dakota State ..45	90 St. Ambrose.....78	90 St. Ambrose.....78
25 North Dakota State ..35	49 North Dakota.....40	39 St. Ambrose.....37	39 St. Ambrose.....37	44 South Dakota.....60	57 Stetson.....75	57 Stetson.....75
37 Omaha.....26	50 Western Illinois.....52	35 Northern Illinois.....37	35 Northern Illinois.....37	65 Morningside.....53	Coach — O.M. Nordly	
21 Omaha.....34	37 South Dakota.....45	36 Emporia.....46	36 Emporia.....46	85 Augustana.....44	1953-54 (6-15)	
29 Luther.....18	49 South Dakota State ..36	48 Ottumwa P-F.....51	48 Ottumwa P-F.....51	62 Augustana.....59	61 Cornell.....65	61 Cornell.....65
39 Luther.....19	27 Omaha.....47	35 Milwaukee	35 Milwaukee	67 South Dakota State ..66	62 Wartburg.....64	62 Wartburg.....64
Coach — A.D. Dickinson		48 Ottumwa P-F.....51	48 Ottumwa P-F.....51	59 Carleton.....43	61 North Dakota.....71	61 North Dakota.....71
1936-37 (5-7)		48 Ottumwa P-F.....51	48 Ottumwa P-F.....51	Coach — O.M. Nordly	71 Loras.....89	71 Loras.....89
22 Grinnell.....18	20 Chicago Technical.....19	44 Tech College.....44	44 Tech College.....44	1950-51 (14-9)	42 St. Thomas.....87	42 St. Thomas.....87
21 Coe.....22	40 Coe.....36	42 North Dakota.....45	42 North Dakota.....45	57 Mankato State.....39	70 St. Thomas.....86	70 St. Thomas.....86
23 North Dakota.....25	61 North Dakota State ..53	49 North Dakota State ..42	49 North Dakota State ..42	48 Carleton.....60	54 Macalester.....62	54 Macalester.....62
38 Grinnell.....46	24 Chicago Technical.....22	60 South Dakota State ..53	60 South Dakota State ..53	57 Upper Iowa.....43	64 South Dakota.....48	64 South Dakota.....48
36 South Dakota State ..35	56 Morningside.....42	34 Augustana.....35	34 Augustana.....35	38 Wisconsin-LaCrosse ..48	61 North Dakota State ..65	61 North Dakota State ..65
22 Morningside.....25	27 Omaha.....19	36 Western Michigan.....45	36 Western Michigan.....45	60 North Dakota.....51	61 North Dakota.....53	61 North Dakota.....53
16 Morningside.....32	36 Wayne State.....41	46 Morningside.....42	46 Morningside.....42	55 Nebraska.....63	73 North Dakota State ..65	73 North Dakota State ..65
33 Omaha.....24	41 Morningside.....48	48 South Dakota State ..67	48 South Dakota State ..67	57 Hastings.....58	46 South Dakota.....61	46 South Dakota.....61
23 North Dakota State ..28	Coach — O.M. Nordly		62 St. Ambrose.....44	46 Hastings.....49	69 Morningside.....79	69 Morningside.....79
35 Coe.....34	1941-42 (10-9)		42 Western Illinois.....49	60 Grinnell.....63	82 Grinnell.....84	82 Grinnell.....84
30 South Dakota.....34	36 St. Thomas.....44	1947-48 (14-6)		56 North Dakota State ..54	65 Augustana.....50	65 Augustana.....50
46 Omaha.....31	31 Chicago Technical.....34	49 Drake.....58	49 Drake.....58	59 Augustana.....52	63 South Dakota State ..70	63 South Dakota State ..70
Coach — A.D. Dickinson		33 Milwaukee Technical..50	33 Milwaukee Technical..50	61 South Dakota.....48	58 Morningside.....66	58 Morningside.....66
1937-38 (9-5)		44 Chicago Technical.....33	44 Chicago Technical.....33	55 Morningside.....53	58 South Dakota State ..54	58 South Dakota State ..54
26 Iowa State.....30	22 Morningside.....34	22 Morningside.....34	22 Morningside.....34	54 Loras.....51	87 Augustana.....63	87 Augustana.....63
36 Washington	39 Grinnell.....47	38 South Dakota State ..37	38 South Dakota State ..37	50 North Dakota State ..39	57 Mankato State.....66	57 Mankato State.....66
University.....32	40 Western Illinois.....35	43 North Dakota State ..44	43 North Dakota State ..44	71 Morningside.....60	65 Cornell.....84	65 Cornell.....84
46 Coe.....41	33 North Dakota State ..44	43 Omaha.....35	43 Omaha.....35	51 South Dakota.....55	Coach — O.M. Nordly	
40 Coe.....21	48 South Dakota.....26	48 South Dakota.....26	48 South Dakota.....26	42 South Dakota State ..55	1954-55 (11-11)	
28 Iowa State.....35	48 Luther.....39	48 Luther.....39	48 Luther.....39	56 Augustana.....39	100 Loras.....76	100 Loras.....76
33 Omaha.....30	60 Western Illinois.....45	68 Mankato State.....59	68 Mankato State.....59	45 North Dakota State ..40	74 Wartburg.....70	74 Wartburg.....70
33 North Dakota.....42	50 North Dakota.....38	69 South Dakota State ..42	69 South Dakota State ..42	57 North Dakota.....63	73 Southwest Kansas.....82	73 Southwest Kansas.....82
34 North Dakota State ..25	34 North Dakota State ..38	47 Iowa State.....52	47 Iowa State.....52	42 Augustana.....38	63 North Dakota State ..78	63 North Dakota State ..78
29 South Dakota State ..18	47 Omaha.....42	49 North Dakota State ..40	49 North Dakota State ..40	Coach — O.M. Nordly	67 North Dakota.....71	67 North Dakota.....71
28 South Dakota.....22	21 Luther.....32	42 South Dakota.....33	42 South Dakota.....33	1951-52 (14-10)	94 Augustana.....66	94 Augustana.....66
55 Omaha.....43	35 Morningside.....42	71 Morningside.....49	71 Morningside.....49	46 North Central.....57	78 Morningside.....71	78 Morningside.....71
29 Morningside.....23	48 Grinnell.....31	69 Luther.....43	69 Luther.....43	44 Nebraska.....60	49 North Dakota State ..66	49 North Dakota State ..66
30 Hamline.....33	Coach — O.M. Nordly		59 Augustana.....37	70 Wartburg.....56	83 Cornell.....93	83 Cornell.....93
34 Morningside.....41	1942-43 (3-9)		37 South Dakota State ..41	58 Mankato State.....56	64 South Dakota.....61	64 South Dakota.....61
Coach — O.M. Nordly		40 Luther.....48	40 Luther.....48	53 St. Thomas.....51	60 Cornell.....82	60 Cornell.....82
1938-39 (9-8)		45 Augustana.....44	45 Augustana.....44	74 North Dakota.....53	73 Loras.....81	73 Loras.....81
36 Coe.....26	35 Loras.....50	41 Morningside.....40	41 Morningside.....40	72 Coe.....49	76 North Dakota State ..70	76 North Dakota State ..70
33 Hamline.....35	27 South Dakota State ..46	58 Luther.....42	58 Luther.....42	70 Luther.....60	67 South Dakota.....68	67 South Dakota.....68
51 Western Illinois.....43	36 Loras.....38	58 San Jose State.....64	58 San Jose State.....64	67 St. Thomas.....51	74 Morningside.....83	74 Morningside.....83
38 Iowa State.....29	44 Grinnell.....28	Coach — O.M. Nordly		67 St. Thomas.....51	83 South Dakota State ..65	83 South Dakota State ..65
39 Coe.....32	33 Iowa State.....34	1948-49 (16-6)		63 South Dakota State ..53	70 South Dakota State ..98	70 South Dakota State ..98
36 Grinnell.....52	28 North Dakota.....32	63 Upper Iowa.....35	63 Upper Iowa.....35	51 South Dakota.....48	87 Augustana.....86	87 Augustana.....86
32 Iowa State.....43	58 Augustana.....36	60 South Dakota.....46	60 South Dakota.....46	54 North Dakota.....55	85 Grinnell.....88	85 Grinnell.....88
35 North Dakota.....23	32 South Dakota.....35	52 Nebraska.....63	52 Nebraska.....63	57 North Dakota State ..60	89 North Dakota.....71	89 North Dakota.....71
34 Morningside.....48	33 Morningside.....36	49 St. Olaf.....35	49 St. Olaf.....35	46 Grinnell.....54	103 Morningside.....71	103 Morningside.....71
25 Grinnell.....29	42 South Dakota State ..46	41 Ithaca.....40	41 Ithaca.....40	73 St. Ambrose.....57	95 Augustana.....57	95 Augustana.....57
38 South Dakota.....50	38 Augustana.....40	47 Kansas State.....54	47 Kansas State.....54	39 North Dakota State ..37	Coach — Stanley Hall	
41 South Dakota State ..50	50 Morningside.....42	56 Mankato State.....52	56 Mankato State.....52	69 Morningside.....93		
	Coach — O.M. Nordly		69 St. John's.....45	51 South Dakota.....52		
				54 Augustana.....58		

1971-72 (10-13)		1974-75 (6-20)		1977-78 (15-12)		1980-81 (8-19)	
87 Minnesota-Duluth82	91 Central Missouri St.90	78 Morningside.....86	83 South Dakota85	88 Loras84	96 St. Ambrose61	63 @Wisconsin-Green	73
56 Eastern Illinois69	72 Western Michigan ..101	83 South Dakota85	Coach — James Berry	60 Western Michigan68	69 Youngstown State72	Bay.....73	
91 Western Illinois101	70 Nebraska-Omaha80			83 Western Illinois99	58 Northern Michigan ..67	@Drake73	
76 Eastern Illinois79	77 Western Illinois85			96 Missouri-St. Louis79	78 Southeastern	102 Bernidji State64	
98 Central Missouri	50 Eastern Illinois78			65 Wichita State81	Louisiana68	60 Illinois State66	
State71	70 Iowa State123			84 North Dakota State ..82	64 Northern Michigan ..71	57 OT @Hawaii62	
54 South Dakota82	67 Loras79			55 Morningside.....61	67 Western Illinois63	55 Western Illinois77	
72 North Dakota State ..80	63 Morningside.....77			71 Augustana63	46 Eastern Illinois47	66 Abilene Christian56	
79 Mankato State.....81	53 North Dakota78			79 Missouri-St. Louis63	56 Illinois State77	50 @Iowa State73	
91 Morningside.....60	63 South Dakota State ..71			68 Nebraska-Omaha79	70 Youngstown State65	62 @Missouri.....91	
74 South Dakota80	61 Mankato State58			51 Augustana63	73 St. Francis.....57	48 @Kansas State69	
65 North Dakota State ..61	66 Augustana78			64 Augustana (IL).....92	Coach — James Berry	82 Illinois at Chicago70	
61 North Dakota75	71 South Dakota State ..85			77 Augustana69		77 Valparaiso.....52	
79 Western Illinois82	46 North Dakota State ..94			61 South Dakota State ..47		53 @Western Illinois67	
75 Augustana80	65 North Dakota67			77 Youngstown State ..65		61 @Eastern Illinois73	
72 South Dakota State ..78	88 South Dakota90			59 North Dakota State ..58		47 @Arkansas State53	
78 Augustana65	82 Morningside.....65			51 North Dakota58		69 Wisconsin-Green	
85 South Dakota State ..81	65 Briar Cliff83			67 South Dakota58		Bay.....56	
87 North Dakota State ..75	93 Mankato State92			64 OT Morningside.....62		71 Eastern Illinois67	
61 North Dakota76	68 South Dakota State ..86			61 Nebraska-Omaha67		96 Winona State.....70	
85 Morningside.....74	73 Augustana77			49 South Dakota State ..56		85 @Valparaiso64	
89 South Dakota77	98 Western Illinois78			65 Augustana51		60 Pan American51	
67 Mankato State.....62	47 North Dakota68			76 Western Illinois81		63 Beloit.....48	
50 Mankato State.....62	66 North Dakota State ..77			60 North Dakota71		69 Western Illinois77	
Coach — Zeke Hogeland	86 Morningside.....83			69 North Dakota State ..63		63 @Southwest	
	73 South Dakota76			83 Morningside.....67		Missouri.....72	
	Coach — James Berry			79 South Dakota67		60 @Pan American61	
				76 Illinois State.....82		66 Southwest Missouri ..60	
				Coach — James Berry		51 @Notre Dame75	
						Coach — James Berry	
1972-73 (11-13)		1975-76 (9-17)		1978-79 (18-11)		1981-82 (12-15)	
75 Wayne State.....60	88 Dubuque.....72	82 Wisconsin-Platteville..77	83 Morningside.....67	54 Loras52	50 @Kansas State86	63 @Wisconsin-Green	68
82 Ball State.....89	70 Loras73	53 Kansas State82	79 South Dakota67	70 Centenary69	54 OT Winona State53	Bay.....62	
92 Central Ohio59	74 Nebraska-Omaha76	90 Cornell55	76 Illinois State.....82	58 ZOT Valparaiso54	36 @Arkansas State58	@Wisconsin-Green	71
94 Central Missouri109	61 Western Michigan ..91	84 Northeast Missouri ..77	Coach — James Berry	63 Illinois State65	66 Luther53	Bay.....62	
67 Northern South	67 Wisconsin-	110 Elmhurst71		71 OT Pan American69	56 @Iowa84	87 Valparaiso.....71	
Dakota74	Milwaukee.....66	79 Augustana (Ill.).....76		62 UNC-Wilmington64	53 @Wisconsin65	95 Winona State.....69	
73 Mankato State.....59	61 Augustana68	62 South Dakota74		64 Western Kentucky69	58 @Drake62	59 Southwest Missouri ..51	
73 Augustana69	59 South Dakota State ..72	88 Minnesota-Duluth ..71		64 OT Campbell.....65	82 Cornell University70	70 @Western Illinois83	
54 Mankato State.....59	73 Morningside.....81	93 Savannah State.....81		44 Illinois State.....64	42 Nebraska.....53	64 @Eastern Illinois100	
101 Augustana78	73 Western Illinois99	101 OT Armstrong		Coach — James Berry	69 Eastern Kentucky60	79 OT Cleveland State...93	
67 South Dakota State ..78	84 Mankato State68	State107			65 @Iowa State78	Coach — James Berry	
75 Eastern Illinois66	66 Illinois State102	72 OT Biscayne74			56 Arkansas State49		
64 North Dakota State ..76	68 Augustana67	48 Manhattanville40			54 @Wisconsin-Green		
63 North Dakota68	68 South Dakota State ..85	85 Florida South.....70			Bay.....64		
68 Bemidji State.....69	70 North Dakota State ..71	74 South Dakota76			67 Chicago State.....63		
68 North Dakota80	69 North Dakota88	62 Northern Michigan ..71			68 Eastern Illinois63		
90 Morningside.....77	79 South Dakota97	81 Eastern Illinois72			49 @UNC-Wilmington...63		
66 Eastern Illinois96	80 Morningside.....86	71 Western Illinois63			76 Valparaiso.....70		
65 Mankato State.....61	66 Mankato State80	70 Akron65			71 Western Illinois68		
58 South Dakota State ..89	69 Eastern Illinois77	75 Youngstown State ..65			68 Wisconsin-Green		
85 Augustana104	77 South Dakota State ..71	82 Northeast Missouri ..77			Bay.....61		
62 North Dakota74	73 Augustana65	90 Northern Michigan ..76			@Valparaiso.....62		
91 North Dakota State ..81	77 North Dakota98	85 Morningside.....63			87 Valparaiso.....71		
83 Morningside.....61	85 North Dakota State ..97	67 Western Illinois78			95 Winona State.....69		
79 South Dakota77	95 Morningside.....74	67 Eastern Illinois71			59 Southwest Missouri ..51		
Coach — Zeke Hogeland	112 South Dakota84	73 St. Louis62			70 @Western Illinois83		
	95 Western Illinois94	61 Youngstown State ..63			64 @Eastern Illinois100		
	Coach — James Berry	88 Akron70			79 OT Cleveland State...93		
		84 Nebraska-Omaha72			Coach — James Berry		
		50 Wisconsin-					
		Green Bay56					
		Coach — James Berry					
1973-74 (4-22)		1976-77 (9-18)		1979-80 (12-13)		1982-83 (13-18)	
56 Wisconsin-Stevens	67 Loras63	72 OT Wisconsin-		69 Wayne State.....49	70 @Valparaiso.....65	69 Wayne State.....49	
Point72	66 Eastern Illinois72	LaCrosse.....73		@Wisconsin76	84 U.S. International64	@Wisconsin76	
65 Central Missouri	79 St. Ambrose68	38 Kansas State84		69 @Western Kentucky ..63	58 UNC-Wilmington60	@Western Kentucky ..63	
State96	69 Western Illinois67	46 Iowa78		61 St. Francis (PA).....66	39 @Illinois State62	61 St. Francis (PA).....66	
60 Kansas94	74 Augustana (Ill.).....75	79 Winona State45		63 Arkansas State58	65 @Eastern Illinois74	63 Arkansas State58	
60 Western Illinois.....64	68 Nebraska-Omaha77	83 Morningside.....47			67 Western Kentucky75		
99 Westmar.....66	70 Mankato State79	68 Cornell51			56 @Notre Dame86		
55 Nebraska.....73	85 South Dakota State ..84	78 Western Michigan63			73 @Western Illinois92		
54 North Dakota57	78 Augustana74	68 Loras57			Coach — James Berry		
71 Mankato State.....70	46 Youngstown State48	66 OT New Orleans.....72					
59 Augustana87	70 Mankato State102	64 Centenary65					
64 Mankato State.....73	61 Illinois State74	57 Arkansas State71					
63 Augustana80	68 Augustana70	54 Augustana (IL).....71					
76 South Dakota State ..98	68 South Dakota State ..78	69 Valparaiso.....55					
55 North Dakota State ..63	58 North Dakota State ..79	53 Eastern Illinois77					
56 North Dakota65	62 North Dakota65	84 Western Illinois71					
51 Eastern Illinois.....81	77 Nebraska-Omaha70						
76 South Dakota86	82 South Dakota87						
64 Morningside.....75	66 Morningside.....63						
84 Briar Cliff67	60 Western Illinois64						
64 Mankato State.....83	84 Mankato State72						
68 South Dakota State ..67	78 South Dakota State ..87						
48 Augustana60	83 Augustana96						
57 Western Illinois101	62 North Dakota66						
61 North Dakota75	86 North Dakota State ..80						
65 North Dakota State ..97							
77 Morningside.....82							
79 South Dakota80							
Coach — James Berry							

62 @Wisconsin-Green Bay.....76	93 Winona State.....62	90 Valparaiso.....62	72 @St. Louis.....83	61 Nebraska-Omaha.....51
70 Pan American.....68	71 Gonzaga.....67	78 Cleveland State.....76	79 OT Cleveland State.....75	63 @St. Bonaventure.....74
60 @Western Illinois.....75	77 @Drake.....88	86 ZOT @Southwest Missouri.....94	63 OT Northern Illinois.....76	76 Eastern Kentucky.....73
59 @Pan American.....83	96 Mankato State.....76	99 ZOT Illinois at Chicago.....94	Coach — Eldon Miller	75 @Tulsa.....66
82 Eastern Illinois.....90	66 @Northern Illinois.....85	63 Southwest Missouri.....61	1991-92 (10-18)	69 @Southern Illinois.....88
54 Southwest Missouri.....62	90 Louisiana State.....80	53 Wisconsin-Green Bay.....45	78 @Southwestern Louisiana.....77	61 Tulsa.....66
63 @Cleveland State.....79	69 OT @Illinois at Chicago.....73	74 (n)Missouri.....71	77 Winona State.....53	74 OT Wichita State.....72
56 @Valparaiso.....52	90 Morningside.....74	78 (n)Minnesota.....81	66 @Iowa State.....84	59 @Indiana State.....69
73 @Illinois at Chicago.....77	67 @Southwest Missouri.....75	Coach — Eldon Miller	85 Iowa.....108	49 @Southwest Missouri.....72
79 Wisconsin-Green Bay.....68	86 ZOT Valparaiso.....80	1990-91 (13-19)	76 Southwestern Louisiana.....71	60 Creighton.....68
79 Western Illinois.....70	73 Evansville.....88	61 Old Dominion.....63	55 Wyoming.....60	59 Drake.....52
65 @Eastern Illinois.....68	88 Illinois at Chicago.....75	57 Bucknell.....71	56 @UTEP.....90	49 Illinois State.....69
Coach — James Berry	51 @Wisconsin-Green Bay.....69	75 @American (P.R.).....93	60 Clemson.....63	47 @Wichita State.....63
1985-86 (8-19)	126 @OT Eastern Illinois.....121	58 @Southwest Missouri.....67	83 @Tulsa.....68	81 Bradley.....76
94 Rockford College.....55	71 Western Illinois.....73	76 OT Nevada.....75	56 @Drake.....51	54 Southern Illinois.....51
82 South Carolina State.....60	82 @Cleveland State.....110	68 @Iowa.....72	66 Illinois State.....73	54 @Creighton.....59
82 Prairie View A&M.....58	78 Southwest Missouri.....93	85 Morningside.....86	54 Tulsa.....70	64 OT @Drake.....62
60 @Iowa State.....83	81 @Valparaiso.....77	68 Iowa State.....62	48 @Southwest Missouri.....73	54 Southwest Missouri.....52
65 @Evansville.....71	70 St. Louis.....91	65 @Wyoming.....99	60 @Wichita State.....65	46 @Bradley.....72
62 @Youngstown State.....64	50 Wisconsin-Green Bay.....62	79 Detroit.....81	53 @Bradley.....70	59 @Illinois State.....71
75 Elmhurst.....68	66 @Eastern Illinois.....78	63 Eastern Illinois.....62	80 Southern Illinois.....69	59 (n)Drake.....63
69 @San Diego.....83	63 Western Illinois.....66	86 Wisconsin-Oshkosh.....64	54 @Creighton.....57	Coach — Eldon Miller
86 @Pepperdine.....94	81 OT Cleveland State.....86	64 Northern Illinois.....75	54 Indiana State.....65	
68 St. Francis (IL).....70	83 Northern Illinois.....84	58 Wisconsin-Green Bay.....59	76 St. Louis.....66	
66 Eastern Illinois.....67	Coach — Eldon Miller	58 @Cleveland State.....67	78 Wichita State.....65	
65 Southwest Missouri.....73	1988-89 (19-9)	56 @Akron.....67	96 Drake.....84	
88 @Cleveland State.....102	104 Augustana.....86	53 @Detroit.....62	52 Bradley.....54	
71 @Valparaiso.....70	100 Texas Wesleyan.....78	64 Valparaiso.....55	60 @Illinois State.....72	
87 Illinois at Chicago.....92	76 Iowa.....95	59 OT @Illinois at Chicago.....61	47 Southwest Missouri.....58	
69 Wisconsin-Green Bay.....61	94 Jackson State.....77	73 @Western Illinois.....59	76 Creighton.....56	
53 @DePaul.....96	109 Youngstown State.....79	51 @Northern Illinois.....77	50 @Indiana State.....55	
64 Western Illinois.....83	72 ZOT Dayton.....70	67 @Wisconsin-Green Bay.....72	61 @Southern Illinois.....70	
75 Winona State.....55	96 Florida International.....83	83 Drake.....67	58 (n)Illinois State.....70	
52 @Eastern Illinois.....68	73 Southern Methodist.....80	72 Cleveland State.....91	Coach — Eldon Miller	
69 @Southwest Missouri.....76	80 Iowa State.....80	68 Akron.....54	1992-93 (12-15)	
65 Cleveland State.....80	80 Stephen F. Austin.....71	73 @Eastern Illinois.....71	96 Buffalo.....66	
75 Valparaiso.....58	82 Wartburg.....66	86 Illinois at Chicago.....74	67 Iowa State.....74	
73 @Illinois at Chicago.....90	105 Eastern Illinois.....98	53 @Valparaiso.....50	44 @Iowa.....64	
52 @Wisconsin-Green Bay.....67	78 Southwest Missouri.....93	77 Western Illinois.....58	55 Cal-State Fullerton.....66	
72 @Western Illinois.....74	94 Northern Illinois.....71			
68 Cleveland State.....73	99 OT Cleveland State.....98			
Coach — James Berry	88 Valparaiso.....71			
1986-87 (13-15)	84 Illinois at Chicago.....79			
90 Yugoslav-Red Star (Exh.).....93	64 Wisconsin-Green Bay.....70			
72 MD-Baltimore County.....54	87 Western Illinois.....84			
@St. Louis.....74	87 Drake.....72			
Wisconsin-Platteville.....72	83 Eastern Illinois.....79			
84 Coppin State.....62	91 Southwest Missouri.....81			
@Iowa State.....79	83 Cleveland State.....121			
@Drake.....86	70 Valparaiso.....79			
94 Florida International.....81	96 Illinois at Chicago.....85			
100 Concordia (NE).....78	65 Wisconsin-Green Bay.....68			
71 @UC-Santa Barbara.....85	73 Western Illinois.....67			
68 @San Diego State.....66	69 Illinois at Chicago.....90			
72 @Northern Illinois.....83	Coach — Eldon Miller			
69 Winona State.....70	1989-90 (23-9)			
72 Southwest Missouri.....80	99 Missouri Western.....84			
@Valparaiso.....73	71 OT Drake.....63			
@Illinois at Chicago.....79	110 Northwest Missouri.....82			
58 Wisconsin-Green Bay.....59	63 Northern Illinois.....59			
99 Northern Illinois.....79	92 @Sam Houston State.....79			
@Eastern Illinois.....66	80 @Iowa State.....92			
63 @Western Illinois.....59	89 @Nevada.....88			
81 OT Cleveland State.....79	49 Georgetown.....83			
@Southwest Missouri.....75	77 Iowa.....74			
76 Valparaiso.....71	120 Stephen F. Austin.....96			
89 Illinois at Chicago.....85	100 Sam Houston State.....77			
@Wisconsin-Green Bay.....73	63 @Northern Illinois.....62			
55 Eastern Illinois.....65	61 @Western Illinois.....64			
67 Western Illinois.....65	67 @Eastern Illinois.....65			
@Cleveland State.....81	58 Wisconsin-Green Bay.....59			
69 Wisconsin-Green Bay.....75	75 Illinois at Chicago.....47			
Coach — Eldon Miller	89 @Valparaiso.....80			
1987-88 (10-18)	77 @Cleveland State.....75			
90 William Penn.....62	72 Southwest Missouri.....82			
75 Iowa State.....80	68 Eastern Illinois.....54			
83 @Dayton.....88	96 Chicago State.....81			
	50 @Wisconsin-Green Bay.....64			
	60 @Illinois at Chicago.....63			



UNI Athletic Staff Directory (AC 319)



Barta



Bright



Egli



Jermier



Kangas



Wiebe



Williamson

Mark Ackerman, Asst. Women's Basketball	273-6338
Iradge Ahrabi-Fard, Volleyball	273-6480
Terry Allen, Football	273-6175
Dennis Anderson, Asst. Equipment Man	273-2459
Wes Anderson, Asst. Football	273-6175
Meredith Bakley, Softball	273-2520
Joyce Barbatti, Prog. Assoc./Acct. Man	273-2471
Gary Barta, Ath. Club	273-6078
Jan Bittner, Asst. Volleyball	273-6480
Kevin Boyle, Asst. Men's Basketball	273-6175
Don Briggs, Wrestling	273-6473
Julie Bright, Business Man	273-2475
Gene Bruhn, Asst. Softball	273-2520
Chris Bucknam, Men's Track	273-6481
Kevin Buisman, Accts. Man	273-6050
Kay Bukatz, UNI-Dome Secretary	273-6050
Nancy Clark, Women's Tennis	273-3100
Joan Craig, AD Secretary	273-2470
Jim Egli, Asst. AD-Facilities	273-6050
Mark Farley, Asst. Football	273-6471
SI FAX	273-3602
Ken Green, Men's Golf	273-6055
Joel Greenlee, Asst. Wrestling	273-6341
Jim Hall, Men's & Women's Swimming	273-2503

Colleen Heimstead, Asst. Women's Basketball	273-6987
John Jermier, Assoc. AD	273-3097
Nancy Justis, Dir. of Sports Info	273-6354
Kevin Kane, Asst. Dir. of Sports Info	273-3642
Doug Kangas, Ticket Manager	273-6131
Bob Kincaid, Academic Adv.	273-6321
Walt Klinker, Asst. Football	273-6436
Matt Knoll, Men's Tennis	273-3100
Dave Kohrs, Facilities Coord	273-2865
Kathy Konigsmark, Women's Golf	273-3100
Terri Lasswell, Women's Basketball	273-6443
Bill Lawson, Asst. Men's Track	273-6481
Kevin Lehman, Asst. Men's Basketball	273-6175
Eldon Miller, Men's Basketball	273-6175
Dick Moseley, Asst. Football	273-6474
Jeff Noble, Diving	273-2406
Terry Noonan, Trainer	273-6369
Steve Nurse, Equipment Manager	273-2459
Chris Ritrievi, Ath. Dir	273-2470
Bill Salmon, Asst. Football	273-6725
Dave Schrage, Baseball	273-6323
Lea Ann Shaddox, Women's Track	273-6157
Samuel Skarich, Asst. Men's Basketball	273-6175

Terri Soldan, Asst. Women's Track	273-6157
Caroline Thomson, Men's Basketball, Football Secretary ..	273-6175
Renee Wiebe, Marketing/ Promotions	273-6944
Ardell Wiegandt, Asst. Football ..	273-6791
Jack Wilkinson, NCAA Faculty Rep	273-2515
Sandra Williamson, Assoc. AD	273-6033

Northern Iowa Primary Media Outlets

Newspapers

WATERLOO COURIER: Kevin Evans, Sports Editor, P.O. Box 540, Waterloo, IA 50704...319-291-1466

DES MOINES REGISTER: Dave Witke, Sports Editor, P.O. Box 957, Des Moines, IA 50304...1-800-532-1455 (IA Only), 1-800-247-5346 (Out of state)

CEDAR RAPIDS GAZETTE: Mark Dukes, Sports Editor, 500 3rd Ave. S.E., Cedar Rapids, IA 52401...319-398-8257, 1-800-397-8258

NORTHERN IOWAN: Sports Editor, University of Northern Iowa, Cedar Falls, IA 50614...319-273-2157

ASSOCIATED PRESS: Chuck Schoffner, P.O. Box 1741, Des Moines, IA 50306...1-800-362-2580

QUAD CITY TIMES: Sports Editor, P.O. Box 3828, 124 E. 2nd St., Davenport, IA 52801...319-383-2220

Television

KWWL-TV: Bryan Lessly, Sports Director, KWWL Bldg., 500 E. 4th St., Waterloo, IA 50703...319-291-1246

KCRG-TV: John Campbell, Sports Director, 2nd Ave. at 5th St. S.E., Cedar Rapids, IA 52401...319-398-8391

KGAN-TV: Mike Doucy, Sports Director, P.O. Box 3131, Cedar Rapids, IA 52406...319-395-9081

Iowa Public Television: Doug Brooker, P.O. Box 6450, Johnston, IA 50131...515-281-4500

KCCI-TV: P.O. Box 10305, Des Moines, IA 50306...515-247-8800

Radio

WMT: Ron Gonder, Sports Director, P.O. Box 2147, Cedar Rapids, IA 52406...319-395-0533

KXEL: Ed Anderson, Sports Director, Box 1540, Waterloo, IA 50704...319-234-6397

KCFI: Kelly Neff, Sports Director, 721 Shirley St., Cedar Falls, IA 50613...319-277-1918

KWLO: Bob Bakken, Sports Director, Box 1330, Waterloo, IA 50703...319-234-2200

KHAK: Bob Brooks, Sports Director, 425 Second St. N.E., Suite 450, Cedar Rapids, IA 52401...319-365-9431

KOEL: Gary Rima, Sports Director, P.O. Box 391, Oelwein, IA 50662...319-283-1234

Miscellaneous

Northern Iowa Sports Information: Nancy Justis, Director of Sports Information, UNI-Dome NW Upper, Cedar Falls, IA 50614-0314...319-273-6354

Missouri Valley Conference: Jack Watkins, Asst. Commissioner, Communications, 200 N. Broadway, Suite 1135, St. Louis, MO 63102...618-656-7717

Here all Panther home and away basketball games on the Northern Iowa Sports Network. Flagship station KOEL-FM (92.3 Oelwein/Waterloo/Cedar Falls), with affiliates KIWA-FM (105.3 Sheldon), KWKY (1150 AM Des Moines), KCPS (1150 AM Burlington), KCLN-FM (97.7 Clinton), KLEH (1290 AM Anamosa) and KNOD-FM (105.3 Harlan).

1993-94 Composite Missouri Valley Schedule

(all times Central)

November 27

Maine at Bradley TBA
Simpson at Drake 2:05 p.m.
Tampa at Southern Illinois 7:05 p.m.
Missouri-Kansas City at Southwest Missouri State 7:05 p.m.

Houston Baptist at Tulsa 7:00 p.m.
Hardin-Simmons at Wichita State 5:00 p.m.

November 29

Loyola (IL) at Bradley 7:05 p.m.
Creighton at Missouri-Kansas City 7:30 p.m.
Morningside at Northern Iowa 7:05 p.m.

November 30

Drake at Iowa 7:05 p.m.
Southwest Missouri State at Houston 7:00 p.m.

December 1

Illinois Wesleyan at Bradley 7:35 p.m.
Creighton at Iowa State 7:05 p.m.
Indiana State at Eastern Illinois 7:35 p.m.
Tulsa at North Texas 7:30 p.m.

December 3

Indiana State vs. Western Michigan at West Lafayette, IN 8:00 p.m.
Southwest Missouri State at Pizza Hut Classic 6:00 & 8:00 p.m.

December 4

Bradley at Chicago State 7:30 p.m.
Nebraska-Omaha at Creighton 7:35 p.m.
Toledo at Drake 7:05 p.m.
Illinois State at Northwestern 7:30 p.m.
Indiana State at Boilermaker Invitational 6:00 & 8:00 p.m.

Northern Iowa at Iowa State 7:00 p.m.
Southern Illinois at Evansville 7:35 p.m.
Southwest Missouri State at Pizza Hut Classic 6:00 & 8:00 p.m.

Wichita State at Southern Methodist 7:15 p.m.

December 6

St. Louis at Creighton 7:35 p.m.
Tulsa at Oral Roberts 7:35 p.m.
Coppin State at Wichita State 7:30 p.m.

December 7

Bradley at DePaul 7:05 p.m.
Iowa State at Drake 7:05 p.m.
Iowa at Northern Iowa 7:05 p.m.

December 8

Mississippi at Southern Illinois 7:05 p.m.

December 9

Nebraska at Creighton 7:35 p.m.
Illinois State at Butler 6:30 p.m.

December 11

Illinois State at DePaul 7:05 p.m.
Indiana State at Butler 1:00 p.m.
Austin Peay at Southern Illinois 7:05 p.m.
Southwest Missouri State at Tulsa 7:00 p.m.
Wichita State at Nebraska 1:00 p.m.

December 12

Drake at Northern Iowa 1:35 p.m.

December 14

Indiana State at Evansville 7:35 p.m.

December 16

Bradley at Oregon State 9:35 p.m.
Southeast Missouri State at Southern Illinois 7:05 p.m.

December 18

Florida Atlantic at Bradley 7:05 p.m.
Indiana State at Oral Roberts 7:35 p.m.
Wichita State at Southwest Missouri State 7:05 p.m.

December 19

Creighton at Montana 7:05 p.m.
Northern Iowa at Illinois State 7:05 p.m.

December 20

Oklahoma State at Tulsa 7:00 p.m.

December 21

Evansville at Illinois State 7:05 p.m.
Northern Iowa at Long Island 6:30 p.m.
Southwest Missouri State at Fordham 6:30 p.m.

December 22

Florida A&M at Creighton 7:35 p.m.
Ball State at Indiana State 6:30 p.m.
Southern Illinois at Wichita State 7:30 p.m.

December 23

Bradley at Drake 7:05 p.m.

Arkansas at Tulsa 7:00 p.m.

December 28

Creighton at Big Island Invitational
Drake vs. Detroit Mercy at Tallahassee, FL 6:00 p.m.
Illinois State at Music City Invitational TBA
Northern Iowa at Cal State-Fullerton 9:35 p.m.

December 29

Mississippi at Bradley 7:05 p.m.
Creighton at Big Island Invitational TBA
Drake vs. Florida A&M at Tallahassee, FL 8:00 p.m.
Illinois State at Music City Invitational TBA
Tulsa vs. Texas Tech at Oklahoma City, OK 8:00 p.m.
Wichita State at Shocker Tournament 6:00 & 8:00 p.m.

December 30

Creighton at Big Island Invitational TBA
Southern Illinois at St. Louis 7:05 p.m.
Tulsa at All-College Tournament 6:00 & 8:00 p.m.
Wichita State at Shocker Tournament 6:00 & 8:00 p.m.

December 31

Northern Iowa at Nebraska 1:05 p.m.

January 2

Indiana State at Southwest Missouri State 2:05 p.m.

January 3

Drake at Houston 7:30 p.m.
Colorado at Illinois State 7:05 p.m.
Tulsa at Virginia Commonwealth 6:30 p.m.

January 4

Northern Iowa at Creighton 7:35 p.m.
Wichita State at Missouri-Kansas City 7:30 p.m.

January 5

Evansville at Indiana State 6:30 p.m.
Missouri at Southern Illinois 7:05 p.m.
Southwest Missouri State at St. Louis 7:05 p.m.

January 6

Bradley at Tulsa 7:00 p.m.

January 7

Drake at San Diego 9:30 p.m.

January 8

Bradley at Wichita State 5:00 p.m.
Creighton at Indiana State 1:30 p.m.
Illinois State at Southern Illinois 7:05 p.m.
Northern Iowa at Tulsa 7:00 p.m.
Tennessee State at Southwest Missouri State 11:05 a.m.

January 10

Southern Illinois at Drake 7:05 p.m.

January 11

St. Bonaventure at Northern Iowa 7:05 p.m.

January 12

Indiana State at Bradley 7:05 p.m.
Illinois State at Southwest Missouri State 7:05 p.m.
Wichita State at Kansas State 7:30 p.m.

January 13

Oral Roberts at Creighton 7:35 p.m.
Drake at Tulsa 7:00 p.m.

January 15

Bradley at Southern Illinois 7:05 p.m.
Tulsa at Creighton 7:35 p.m.
Southwest Missouri State at Drake 7:05 p.m.
Indiana State at Illinois State 7:05 p.m.
Northern Iowa at Wichita State 5:00 p.m.

January 17

Southern Illinois at Creighton 7:35 p.m.

January 18

Chicago State at Northern Iowa 7:05 p.m.

January 19

Illinois State at Bradley 7:05 p.m.
Oklahoma State at Southwest Missouri State 7:05 p.m.

January 20

Creighton at Drake 7:05 p.m.
Wichita State at Indiana State 6:30 p.m.
Tulsa at Southern Illinois 7:05 p.m.

January 22

Southwest Missouri State at Bradley 7:05 p.m.
Creighton at Northern Iowa 7:05 p.m.
Drake at Illinois State 7:05 p.m.
Tulsa at Indiana State 1:30 p.m.
Wichita State at Southern Illinois 7:05 p.m.

January 24

Drake at Bradley 7:05 p.m.
Creighton at Wichita State 7:30 p.m.
Dayton at Illinois State 7:05 p.m.

Northern Iowa at Southwest Missouri State 7:05 p.m.

January 25

Southern Illinois at Indiana State 6:30 p.m.

January 27

Illinois State at Tulsa 7:00 p.m.
Wichita State at Northern Iowa 7:05 p.m.

January 29

Southern Illinois at Bradley 7:05 p.m.
Southwest Missouri State at Creighton 1:35 p.m.
Tulsa at Drake 7:35 p.m.
Illinois State at Wichita State 5:00 p.m.
Indiana State at Northern Iowa 7:05 p.m.

January 31

Creighton at Southern Illinois 7:05 p.m.

February 1

Southwest Missouri State at Indiana State 6:30 p.m.

February 2

Bradley at Illinois State 7:05 p.m.
Drake at Wichita State 7:30 p.m.

February 3

Indiana State at Creighton 7:35 p.m.
Northern Iowa at Southern Illinois 7:05 p.m.

February 5

Tulsa at Bradley 11:05 a.m.
Wichita State at Creighton 7:35 p.m.
Indiana State at Drake 2:05 p.m.
Illinois State at Northern Iowa 7:05 p.m.
Southern Illinois at Southwest Missouri State 7:05 p.m.

February 7

Bradley at Northern Iowa 7:05 p.m.
Tulsa at Illinois State 7:05 p.m.

February 9

Drake at Creighton 7:35 p.m.
Southwest Missouri State at Illinois State 7:05 p.m.
Indiana State at Southern Illinois 7:05 p.m.
Wichita State at Tulsa 7:00 p.m.

February 12

Bradley at Indiana State 1:30 p.m.
Illinois State at Creighton 1:35 p.m.
Northern Iowa at Drake 2:05 p.m.
Southern Illinois at Tulsa 7:00 p.m.
Southwest Missouri State at Wichita State 5:00 p.m.

February 14

Creighton at Bradley 7:05 p.m.
Southern Illinois at Oral Roberts 7:35 p.m.

February 15

Tulsa at Northern Iowa 7:05 p.m.

February 16

Southwest Missouri State at Southern Illinois 7:05 p.m.

February 17

Drake at Indiana State 6:30 p.m.
Wichita State at Illinois State 7:05 p.m.

February 19

Wichita State at Bradley 2:05 p.m.
Creighton at Illinois State 7:05 p.m.
Drake at Southern Illinois 1:35 p.m.
Northern Iowa at Indiana State 1:30 p.m.
Tulsa at Southwest Missouri State 7:05 p.m.

February 21

Illinois State at Indiana State 6:30 p.m.
Bradley at Southwest Missouri State 7:05 p.m.

February 23

Tulsa at Wichita State 7:30 p.m.
Southern Illinois at Northern Iowa 7:05 p.m.

February 24

Creighton at Southwest Missouri State 7:05 p.m.
Illinois State at Drake 7:05 p.m.

February 26

Northern Iowa at Bradley 2:05 p.m.
Creighton at Tulsa 7:00 p.m.
Drake at Southwest Missouri State 7:05 p.m.
Indiana State at Wichita State 5:00 p.m.

February 27

Southern Illinois at Illinois State 5:05 p.m.

February 28

Bradley at Creighton 7:35 p.m.
Wichita State at Drake 7:05 p.m.
Indiana State at Tulsa 7:00 p.m.
Southwest Missouri State at Northern Iowa 7:05 p.m.


March 5-7

Diet Pepsi Missouri Valley Conference Tournament

Northern Iowa—In-Your-Face Basketball



Brian Carpenter



Head Coach
Eldon Miller



Brian
Jones



Ed Madlock




Sean Rice



Terry
Merfeld




Panther
Spirit



Jason Daisy



Jon Ellis



1993-94 Northern Iowa Basketball

November 22	EXHIBITION	7:05 p.m.	January 27	WICHITA STATE*	7:05 p.m.
November 29	MORNINGSIDE	7:05 p.m.	January 29	INDIANA STATE*	7:05 p.m.
December 4	at Iowa State	7:00 p.m.	February 3	at Southern Illinois*	7:05 p.m.
December 7	IOWA	7:05 p.m.	February 5	ILLINOIS STATE*	7:05 p.m.
December 12	DRAKE*	1:35 p.m.	February 7	BRADLEY*	7:05 p.m.
December 19	at Illinois State*	2:05 p.m.	February 12	at Drake*	2:05 p.m.
December 21	at Long Island	6:30 p.m.	February 15	TULSA*	7:05 p.m.
December 28	at Cal State-Fullerton	5:35 p.m.	February 19	at Indiana State*	1:30 p.m.
December 31	at Nebraska	1:05 p.m.	February 23	SOUTHERN ILLINOIS*	7:05 p.m.
January 4	at Creighton*	7:35 p.m.	February 26	at Bradley*	2:05 p.m.
January 8	at Tulsa*	7:00 p.m.	February 28	SOUTHWEST	
January 11	ST. BONAVENTURE	7:05 p.m.		MISSOURI STATE*	7:05 p.m.
January 15	at Wichita State*	11:05 a.m.	Mar. 5-7	Diet Pepsi Missouri Valley	
January 18	CHICAGO STATE	7:05 p.m.		Conference Tournament at St. Louis, MO	
January 22	CREIGHTON*	7:05 p.m.			
January 24	at Southwest				
	Missouri State*	7:05 p.m.			

*Missouri Valley Conference game
Times subject to change
All times Central