

1990

## 1990 Panther Football

University of Northern Iowa

*Let us know how access to this document benefits you*

Copyright ©1990 Athletics, University of Northern Iowa

Follow this and additional works at: <https://scholarworks.uni.edu/amg>



Part of the [Higher Education Commons](#)

---

### Recommended Citation

University of Northern Iowa, "1990 Panther Football" (1990). *Athletics Media Guides*. 166.

<https://scholarworks.uni.edu/amg/166>

This Book is brought to you for free and open access by the Athletics at UNI ScholarWorks. It has been accepted for inclusion in Athletics Media Guides by an authorized administrator of UNI ScholarWorks. For more information, please contact [scholarworks@uni.edu](mailto:scholarworks@uni.edu).


**Offensive Materials Statement:** Materials located in UNI ScholarWorks come from a broad range of sources and time periods. Some of these materials may contain offensive stereotypes, ideas, visuals, or language.

# PANTHER FOOTBALL



Allen: The Man Behind  
UNI's Return to Glory

## Just a Bunch of Iowa Boys



## University of Northern Iowa



## 1990 Schedule

Date	Opponent	Site	Time	Series Record
Sept. 1	Southern Illinois*	UNI-Dome	1:30 p.m.	3-5
Sept. 8	at Iowa State	Jack Trice Field	1:00 p.m.	1-12-3
Sept. 15	at Oklahoma State	Lewis Field	6:30 p.m.	First mtg.
Sept. 22	at Idaho State	ASISU Minidome	6:05 p.m. MT	First mtg.
Oct. 6	Illinois State* (Homecoming)	UNI-Dome	1:30 p.m.	4-2
Oct. 13	Western Illinois*	UNI-Dome	7:00 p.m.	12-6
Oct. 20	at Indiana State*	Memorial Stadium	1:30 p.m.	4-2
Oct. 27	at Eastern Illinois*	O'Brien Stadium	1:30 p.m.	8-5-1
Nov. 3	Southwest Missouri State* (Parents' Night)	UNI-Dome	7:00 p.m.	7-3
Nov. 10	Clarion University	UNI-Dome	7:00 p.m.	First mtg.
Nov. 17	Northern Arizona	UNI-Dome	7:00 p.m.	0-1

\*Gateway Conference Game

## 1989 Results (8-3, 4-2)

UNI	Opponent	Opp	Attendance
14	Mankato State	22	6,827
10	at Kansas State	8	28,275
43	Fort Hays State	15	13,167
22	Southwest Missouri State*	37	7,512
21	Western Illinois*	10	9,121
24	Indiana State*	21	8,129
39	Ferris State	3	10,614
31	Eastern Illinois*	28	9,128
13	Illinois State*	32	7,295
38	Southern Illinois*	14	7,827
47	Eastern Washington	21	8,426

\*Gateway Conference Game

## Quick Facts

**Location:** Cedar Falls, IA 50614

**Founded:** 1876

**Enrollment:** 11,800

**Nickname:** Panthers

**Colors:** Purple and Old Gold

**Conference:** Gateway Collegiate Athletic (GCAC) (Eastern Illinois, Western Illinois, Southern Illinois, Illinois State, Indiana State, Southwest Missouri State, Northern Iowa)

**Affiliation:** NCAA I-AA

**President:** Dr. Constantine Curris

**Faculty Representative:** Dr. Jack Wilkinson

**Director of Athletics:** Robert Bowlsby (319-273-2470)

**Head Trainer:** Terry Noonan

**Head Coach:** Terry Allen (319-273-6175)

**Asst. to Athletic Director-Facilities:** Jim Egli (319-273-6050)

**Business Manager:** Julie Bright (319-273-2475)

**Academic Advisor:** Bob Kincaid

**Equipment Manager:** Dick Timmerman (319-273-2459)

**Ticket Manager:** Phil Hatlem (319-273-6131)

## PANTHER FOOTBALL

**Published by**  
**UNI Sports Information**  
 UNI-Dome NW Upper  
 Cedar Falls, IA 50614-0314  
 319-273-6354

**Editor**  
 Nancy Justis

**Photographers**  
 Bill Witt  
 Kara Nandell  
 David Wagner

**Art Director**  
 Beth LaVelle

**Asst. Art Director**  
 Rachel Dau

**Composition**  
 TypeHouse of Iowa  
 UNI Office of Public Relations

**Printer**  
 Congdon Printing Co.  
 Cedar Falls, Iowa

**Contributing Editors**  
 Josh Lehman  
 Greg Schooley  
 Byron Frick  
 Mike Schulte  
 Gene Desonia

The 1990 University of Northern Iowa football media guide is an official publication of the UNI Sports Information Office. Cost is \$3.50 per unit. Any and all contents are designed to best serve all facets of UNI readership who are interested in knowing more about Panther football — prospective student-athletes, media, alumni and loyal fans and boosters. To receive a copy, write Nancy Justis, Director of Sports Information, University of Northern Iowa, UNI-Dome NW Upper, Cedar Falls, IA 50614-0314.

UNI is an Equal Opportunity Educator and Employer with a comprehensive plan for Affirmative Action.





## Panther Football

- 22 1989 Statistics
- 25 All-Conference Selections
- 26 Gateway Conference Standings & Stats
- 27 Individual, Team Records
- 29 Panthers vs. All-Opponents
- 30 Year-by-Year Results
- 32 UNI All-Americans
- 33 Post-Season Appearances

## 1990 PREVIEW

- 2 **Head Coach Terry Allen**  
UNI is more than just a job for the UNI coach
- 4 **Panthers Reload, Not Necessarily Rebuild**  
UNI is back on track under Terry Allen
- 7 **Speed Dominant in '90 Recruiting Class**  
Allen recruits Iowans to play in Iowa
- 8 **Player Profiles**
- 14 **Rosters**
- 15 **Scouting Reports**  
UNI's schedule includes two 1-A teams
- 25 **The Gateway Conference**
- 34 **No Place Like Dome**  
UNI has an amazing 66-24-1 mark under the Big Top
- 35 **This is UNI, Staff Directory**  
Northern Iowa is located in a pleasant mid-western community

## 1989 REVIEW

- 4 **To Get You Started**  
Highlights from last year, and a few tidbits about the new year
- 21 **1989 Recap**  
Game-by-Game synopsis of the 1989 season



## MEDIA INFORMATION

UNI head football coach Terry Allen or one of his staff will be in attendance at the weekly **Press Luncheon** held each Monday at 12 noon at Shakey's Pizza Parlor on University Avenue.

Members of the media wishing to talk with Coach Allen may contact him directly in the football office (319-273-6175) but also may go through the Sports Information Office (319-273-6354) if desired. **All player interviews**

**On the cover:** Head Coach Terry Allen with seniors Mike Fontana, Mike Krapfl, Tim Peterson, Greg Wallace, Seth Bonnette, Rory Feddersen, James Jones, Todd Eagen, Matt Brinkman, Chris Klieman and Randy Mehrl.

should be arranged through the Sports Information Office. Please allow adequate time to make the arrangements.

Panther football facts will be updated twice weekly on the **Panther Hotline** (319-273-CATS).

All requests for **credentials** should be made to Nancy Justis at least **three days prior** to the game. Credentials are left at the Northeast entrance Will Call window of the UNI-Dome. In accordance with recommendations from the Associated Press Sports Editor's Association, **complimentary tickets will not be available** to the media. **Only working press** will be assigned seats in the press box. Those media representatives wishing to purchase tickets are urged to contact the UNI-Dome Ticket Office (319-273-6131). **Parking** is available in the Physical Education Center lot located north of the UNI-Dome.

**Spotters and statisticians** must be requested at least **three days prior** to the game. One **FAX** machine is available in the Sports Information Office located on the west side of the UNI-Dome opposite the Press Box. It is recommended that members of the media bring their own electronic sending machines when possible. It also is recommended the media install their own **phone lines** since only two phones are available in the press box furnished by Sports Information.

**Radio stations** should make their own arrangements for telephone lines after receiving permission to broadcast. Stations who wish to use the courtesy line should contact UNI SID Nancy Justis.

**UNI's locker room is open** following a 10-minute cooling off period. A **post-game press conference** will be held in the film room located at the northeast corner of the arena, concourse level.

**Sports Information telephone numbers:** 319-273-6354, 273-3642, 273-3100, **FAX number:** 319-273-3602



# HEAD COACH TERRY ALLEN

## A Player's Coach

Successful collegiate coaches usually leave their jobs for one of two reasons: 1) they are retiring from coaching; 2) they leave to coach their alma mater.

If you choose to believe those reasons, it looks as though Terry Allen will be the Northern Iowa coach for a long, long time.

Retiring must be the farthest thing from his mind. He's only 33, one of the youngest head football coaches in the nation.

And UNI is his alma mater.

Named Panther head coach in January of 1989 after the departure of Earle Bruce, Allen became the youngest coach in Division I or 1-AA (he was 31 then).

Despite his age, his experience in the coaching ranks is far from limited. He has served under three different UNI coaches — Stan Sheriff, Darrell Mudra and Bruce — and also has some experience professionally with the Saskatchewan Roughriders of the Canadian Football League.

Now entering his 16th year of service to Northern Iowa, Terry Allen as a player, as an assistant and now as a head coach has played a key role in the establishment of the school's nationally-recognized football program and the overall excellence that is associated with it.

Having come to UNI in 1975 as a recruited athlete out of Iowa City (IA) West High School where he was an all-state quarterback, Allen began an association with the university during a period that can easily be described as the most productive in Panther football history. He took just a few snaps that first year, which was best known for UNI's playoff game (known as the "Mud Bowl") against Western Kentucky in old O.R. Latham Stadium. The UNI-Dome was rising from the earth across the street.

Allen started the next three years, marred in 1977 by a broken collarbone which kept him off the field for three games. He still holds three school records — total offensive attempts in a season (397), touchdowns scored in a game (4, shared by others) and points scored in a game (24, also shared). Four team records also were set while Allen was under center.

He's in possession of one other record. Allen is the only person who has been involved in every football game ever to be played in the UNI-Dome.

Over the past 11 seasons, he has gone from being a graduate assistant in 1979 under Sheriff, to a fulltime aide under Sheriff, Mudra and Bruce. He was recruited as a player because of his technical expertise in following the Houston veer offense. As a coach, he has aided the receivers, running backs and quarterbacks and called the offensive plays under Mudra. Along with Mudra and current assistants Walt Klinker and Bill Salmon, the Panthers advanced to two 1-AA national semifinal games in the last six years. As head coach last year, the Panthers were ranked 20th in the nation and barely missed another post-season call.

Allen makes no bones about where his heart lies, despite his hometown of Iowa City and his father's association with the Hawkeyes, where Bob Allen was the Iowa swimming coach.

"I'm a UNI guy," he says. "It's a goal of every college coach to be able to coach his alma mater. I'm proud to be an alum of this institution, to have been an assistant coach here and to carry on in its tradition."

Indeed, Allen does wear the UNI colors proudly. He was spotted wearing a purple sportcoat at last season's Mid-Continent Conference Basketball Tournament held in the UNI-Dome.


Allen brought his own style to the Panthers when he took the helm, but, obviously, the three previous mentors have had some effect.

"Sure, I listened to them all," Allen says. "I took in what they each had to say, but I am not going to rely on one particular philosophy. It's obvious that Darrell Mudra turned over a particular style of offense to us, and the members of the staff who remain here are comfortable with that."

The faith in "Dr. Victory's" system was apparent last year. After a season under Bruce, dominated by conservatism (and a 5-6 record), Allen opened up the offense again to the tune of an 8-3 record and the 20th national ranking.

Allen said he feels his teams should be based around Iowa talent.

"I feel strongly about the caliber of



athlete in this state," he says. "I realize that we have to do some recruiting out of state, but the bulk will be made up of Iowa talent."

Just a bunch of Iowa boys. Northern Iowa, to be exact.

### UNI Coaches

Coach	W	L	T	Years	Titles
No Coach	5	5	0	1895-96	0
Fred Wolff	5	1	0	1897	0
E.K. Leighton	4	0	1	1898	0
Sweetland	1	3	2	1899	0
Fred Williams	3	4	1	1900	0
G.B. Affleck	5	3	2	1901	0
Charles Pell	15	15	5	1902-05	0
No Football				1906-07	
C.B. Simmons	11	0	0	1908-09	0
J.O. Berrine	3	7	1	1910, '17	0
H.F. Pasini	8	4	2	1911-12	0
A. Berkstresser	8	18	2	1913-16	0
Russell Glaesner	1	3	0	1918	0
Ivan Doseff	6	6	2	1919-20	0
L.L. Mendenhall	15	11	2	1921-24	0
Paul Bender	25	9	6	1925-29	2
L.W. Whitford	10	13	2	1930-32	0
John Baker	6	9	2	1933-34	0
Thomas Johnson	4	2	2	1935	0
Clyde Starbeck	95	58	10	1936-42, '45-57	8**
No Football				1943-44	
William Hammer	10	8	0	1958-59	0
Stan Sheriff	129	101	4	1960-82	4**, 2#
Darrell Mudra	43	16	1	1983-87	2 1/2++
Earle Bruce	5	6	0	1988	0
Terry Allen	8	3	0	1989	0
Totals	425	305	47	.577 1895-1989	18 1/2

\*Iowa Conference Title  
++Gateway Conference Title  
#North Central Conference Title



# A STAFF TO LEAN ON—The Assistants



Klinker

## Walt Klinker, Offensive Line


A former Big 8 center at Colorado, Klinker has been a member of the Panther staff seven years, having been hired by Darrell Mudra, and has been retained by previous coach Earle Bruce and current head coach Terry Allen. He played at Colorado from 1959-61 and was named all-American. He recently was voted the best two-way center in the history of Colorado football. Klinker began his coaching career at the high school level. He was on the Colorado staff one year before coaching at Claremont Men's College in California two years. He spent the next nine years in the college ranks — five years at New Mexico, one at Fresno State and one more year at U.M.. Prior to taking the UNI job, he was an administrative assistant in the Wyoming athletic department.

## Ardell Wiegandt, Defensive Line

Wiegandt rejoined the Panther staff one year ago after serving as a volunteer assistant under Darrell Mudra during the 1987 campaign. Prior to returning to UNI, he was defensive coordinator for the Ottawa Roughriders and before that, he held the same position for the Montreal Alouettes. From 1985-86, Wiegandt handled the defensive line one year and the linebackers another for the Buffalo Bills. Other coaching assignments included stints with Wyoming (1983-84, offensive line, linebackers), Calgary



Wiegandt



Kolling

Stampeders (1972-82, head coach 1980-81, offensive coordinator, offensive line, defensive coordinator, defensive line 1977-79), the Birmingham Vulcans (1974-75, linebackers, defensive coordinator, defensive line) and at North Dakota State (1969-73, defensive coordinator, linebackers). Wiegandt played under Mudra at North Dakota State from where he graduated in 1966.

## Mike Kolling, Defensive Secondary

Kolling is another assistant who left the Panther program only to return to it three years ago. He spent the previous two years as an assistant with the Saskatchewan Rough Riders. Kolling coached eight years at UNI before moving to the CFL club. He has coached both the linebackers and secondary for the Panthers. A 1972 graduate of South Dakota State, he played briefly with the Denver Broncos and the Birmingham Americans of the WFL. He was an assistant at SDS one season and an aide at North Dakota State two years before being named to the Panther staff, the first time in 1977.

## Bill Salmon, Running Backs

One of two Panther assistants with close UNI backgrounds, Salmon is without a doubt one of the all-time greatest quarterbacks in the school's history.



Salmon

He joined the Panther coaching staff seven years ago. Salmon led the Panthers as a player to the 1975 NCAA Division II playoffs. Known for his excellent throwing arm and football knowledge (he called about 75 percent of his own plays), he was superb at running the Panther veer attack. A three-year starter, he was named to the Associated Press' all-American third team. He was drafted in the 10th round by the Minnesota Vikings, but an off-season knee injury eventually spelled the end of his playing career.

## Mark Farley, Linebackers

Farley is the second UNI assistant who played his collegiate ball for the Panthers. Originally a walk on, he earned a full scholarship and was named Co-Defensive Player of the Year in the Gateway Conference in 1985. He received his bachelor's in 1987. He's a certified strength and conditioning specialist and has handled those responsibilities for both the football and men's basketball programs. Farley moved directly into a graduate assistant's position with the Panthers before being named a fulltime aide. As an undergraduate, he twice was named honorable mention all-American and CoSIDA (College Sports Information Directors of America) Academic All-American. He also received the UNI Purple and Old Gold Award for the most visible senior athlete. He's a native of Waukon, IA.



Farley

## Behind the Scenes



Justis

## Nancy Justis, Dir. Sports Info.

Justis became SID in 1979 after serving three years as the first fulltime assistant at UNI. A native of Cedar Rapids, IA, she received her journalism degree from the University of Iowa in 1973. After graduation, she worked for the Fort Collins (CO) Coloradoan before coming to UNI as an assistant editor in the Office of Public Relations. She was a member of the 1984 Los Angeles Summer Olympics Press Operations staff and the Pan American Games staff in Indianapolis in 1987. She is a member of the College Sports Information Directors of America (CoSIDA), for which she is serving as a national committee chair; Women in Communications, Inc. (WICI), the U.S. Basketball Writers Assoc. and the Northeast Iowa Marketing and Advertising Club. CoSIDA, WICI and CASE have honored her with publication awards. Married to Robert Justis, who announces home Panther football and men's basketball games, the couple has one daughter, Nicole.

## Kevin Kane, Asst. SID

Kane, a 1984 Northern Iowa graduate, was named assistant sports information director in June of 1988. Prior to joining the UNI staff, he was pursuing his graduate degree at Western Illinois, where he



Kane



Noonan

interned in that school's SID office. Before his year of graduate school, he spent four years at KCFI Radio in Cedar Falls, IA, as a sports reporter and on-air personality and six months at KPTX Radio in Fort Dodge, IA, as Sports and News Director and Program Director. A native of Bernard, IA, Kane majored in Communications at UNI. He's married to the former Laurie Upah of Toledo, IA. They are expecting their first child in September.

## Terry Noonan, Athletic Trainer

Noonan was named athletic trainer five years ago after serving as interim head trainer one year. Prior to that, he served as assistant UNI trainer beginning in 1983. From 1979-81, he was a graduate assistant at UNI and then spent the next two years as a physical fitness instructor at Hawkeye Institute of Technology. He also served as trainer at Columbus High School in Waterloo, IA, from 1981-83. He is a nationally certified athletic trainer and has served as an examiner for the NATA Certification test. He currently is in the process of organizing UNI's Student-Athlete Substance Abuse Program, one of the few programs in the Gateway or Association of Mid-Continent Universities Conferences.



Kincaid

## Robert Kincaid, Academic Advisor

A native of Waterloo, IA, Kincaid joined the UNI athletic family in 1983 as academic advisor on a parttime basis. A graduate of East (Waterloo) High School, he received his physical education degree from Adams State College in 1966. He spent four years at Northern Colorado as an assistant basketball coach and assistant dean of students while working on his masters in student personnel and administration. He also works as an accountant and auditor and has served as a counselor for Juvenile Court.

## Dick Timmerman, Equipment Manager

UNI's equipment manager since 1982, Timmerman spent the previous 22 years as equipment manager and athletic trainer at Upper Iowa University. He is responsible for overseeing equipment for all 19 intercollegiate sports, with primary responsibilities for football and basketball. While at Upper Iowa, he also worked with the Fayette (IA) ambulance service for 10 years. He is a certified EMTA (Emergency Medical Technician Assistant) and is a member of the Athletic Equipment Managers Association, a national group.



Timmerman



# TO GET YOU STARTED

**A Review:** UNI finished the 1989 season ranked 20th in the nation and tied for second with Eastern Illinois and Illinois State in the Gateway Conference. The Panthers finished with an 8-3 overall record, 4-2 in the league, and just missed receiving its third bid in five years to the 1-AA playoffs.

Highlights of the season included defeating Kansas State of the Big Eight for the third consecutive time, 10-8; and downing Western Illinois and Eastern Illinois, two GCAC teams picked in the top three in a preseason poll. EIU, along with Southwest Missouri State, advanced to the playoffs. Returning placekicker Brian Mitchell set the one and only school record — four field goals kicked in a single game versus Ferris State.

The Panthers had four players named to the Gateway first team and two to the second team. **All-conference players returning** include first team selections Mitchell and end James Jones.

Several players received weekly recognition. GCAC Players of the Week included linebacker Bryce Paup and quarterback Ken Macklin and returning cornerback Willie Beamon. Don Hansen's Weekly Football Gazette honored Paup and Macklin as regional players, while Mitchell and Beamon each were honored as national players of the week. The Associated Press and The Sports Network also honored Beamon as National Defensive Player of the Week.

**All-American honors** were bestowed upon Paup (second team Sports Network, third team AP) and offensive guard David Campbell (second team Sports Network and AP).

**Final NCAA statistics** had UNI's Milo Popovic ranked 10th in all-purpose running (152 yds./game) and second in punt returns (13.82) and Macklin 18th in passing efficiency (129.6 rating). As a team, the Panthers were second in punt returns (13.1), 15th in passing defense (149.4), 16th in total defense (294.7) and 19th in scoring offense (27.5).

**UNI's returning statistical leaders** include Steve Hougom (152 carries for 618 yards), Jay Johnson (24-7-1, 76 yards), Greg Wallace (23 catches for 252 yards) and Chris Klieman (70 tackles, including 46 unassisted).

# AT A GLANCE

**Lettermen Returning (33):** Offense 16, Defense 14, Specialists 3

**Offensive Lettermen Returning (16):** TE Jason Abel, OT Seth Bonnette, OG Steve Dhaemers, SE Rory Feddersen, C Mike Fontana, SE Brad Gehrke, RB Steve Hougom, QB Jay Johnson, OT Randy Mehrl, TE Chris Nuss, OT David Pratt, RB Mike Schulte, WR Kenny Shedd, OG Todd Stolz, RB Greg Wallace, OG Pat Williams

**Defensive Lettermen Returning (14):** LB Brad Bauml, CB Willie Beamon, OLB Matt Brinkman, ILB Peter Burns, DE Todd Eagen, OLB Mike Herdlika, DE James Jones, S Chris Klieman, DE Mike Krapfl, CB Terry Lee, DE Rob McComas, ILB Pat Day, S Duane Petersen, DE Tim Peterson

**Specialists Lettermen Returning (3):** PK Brian Mitchell, P Dan Rush, PK Tracy Tenpenny

**Lettermen Lost (18):** CB Kevin Anderson, DT Mike Brinkman, OG David Campbell, OLB Damian Davis, DT Parnell Davis, RB Darrin Eilander, TE Troy Green, OLB Pat Hansen, S Mark Hein, QB Ken Macklin, QB Courtney Messingham, ILB Bryce Paup, LB Steve Peitler, WR Milo Popovic, OLB Brian Sandifer, C Matt Sindlinger, FS Mike Waite, CB Jim Womochil

**Starters Returning (15):** 7 Offense, 6 Defense, 2 Specialists

**Starters Lost (9):** 4 Offense, 5 Defense

**Offensive Starters Returning (7):** OT Seth Bonnette, OG Steve Dhaemers, SE Rory Feddersen, C Mike Fontana, RB Steve Hougom, OT Randy Mehrl, TE Chris Nuss

**Defensive Starters Returning (6):** LB Brad Bauml, CB Willie Beamon, OLB Matt Brinkman, DE Todd Eagen, DE James Jones, S Chris Klieman

**Specialists Starters Returning (2):** PK Brian Mitchell, P Dan Rush

**Offensive Starters Lost (4):** OG David Campbell, RB Darrin Eilander, QB Ken Macklin, WR Milo Popovic

**Defensive Starters Lost (5):** NT Mike Brinkman, OLB Pat Hansen, ILB Bryce Paup, SS Mark Hein, CB Kevin Anderson

**All-Conference Players Lost (4):** OG David Campbell, S Mark Hein, ILB Bryce Paup, WR Milo Popovic

**All-America Players Returning:** None

**All-America Players Lost (2):** OG David Campbell, ILB Bryce Paup

**Type Offense:** Multiple Pro

**Type Defense:** 30

**Primary Strengths:** Offensive line, where only one starter graduated; receiving corps, despite the loss of Milo Popovic; kicking game, where both kickers and starting punter return; experience overall on defense.

**Question Marks:** Quarterback, since two seniors graduated; running back, where consistency needs developed; depth in the secondary.

**Players Held Out Last Fall Because of Redshirting:** QB Troy Alexander (inj.), C Bill Bell, CB Robert Bonar, TE Corey Boyles, OLB Byron Clark, RB Curtis Creighton, DB Judd Grover, OT John Herrin, FS John Holterhaus, OLB Mike Hudnutt, DE Chris Hull, PK Doug King, DT John Lee, NG Scott McFarland, PK Brad Metcalf, DT Tony Monroe, LB Chad Monson, P Tim Mosley, OG Michael Mrachek, DB Javier Pena, DE Brad Ranum, DT Jason Reading, WR Chad Remmert, HB Erick Robinson, WR Jason Safly, DT Casey Smith, RB Mike Stucker, FL John Veach, RB Joseph Wallace, QB Kurt Warner, LB Jason Wentworth



# PANTHERS BACK ON TRACK

Another trip to the 1-AA playoffs may seem a bit too much to ask of the 1990 Northern Iowa Panthers. But then again, this team delivered more than was expected last season, compiling an 8-3 overall mark and 4-2 Gateway Conference record, good enough for a second place tie. This after being picked to finish no higher than fifth in the league following a par .500 campaign in 1988 under head coach Earle Bruce. It was rewarded with a 20th place national ranking at season's end and was strongly considered for a post-season berth, its third in the last five years.

The Panthers got back on track last year when Terry Allen was hired to replace Bruce, who resigned after only eight months on the job. It wouldn't be remiss to say that Allen bleeds the Panther Purple and Old Gold, since he played at UNI, was a graduate assistant at UNI and was an assistant at UNI under three different head coaches. By being named mentor last year, he reinstalled UNI's wide open offense and, seemingly, put the fun back in UNI football.

That's not to say there won't be challenges ahead for this year's Panthers, who must replace two senior quarterbacks, though the starter had been a junior college transfer and only played in the UNI-Dome two years; an all-American offensive guard and inside linebacker, the latter turning out to be a sixth round NFL draft choice; and a few other good men, including the team's leading receiver and top return specialist.

Strangely, though, no one connected with the Panthers is talking about the losses as though it's the end of the world. The coaches think the players who are returning, and this year's recruiting class, have the talent to contend for a Gateway Conference trophy and the ensuing trip to the NCAA playoffs.

One of the big challenges will come from the schedule, which includes tough road contests at

Big Eight stadiums Iowa State and Oklahoma State, at Big Sky foe Idaho State, and at Gateway contenders Indiana State and Eastern Illinois.

The pressure starts earlier than usual, thanks to the September 1 home opener against another Gateway member, Southern Illinois. Considering the Panthers are not known to be quick out of the blocks — they've lost six of the last 10 season openers — starting with a league contest makes the first game extremely critical.

Other home dates are with GCAC members Illinois State, Western Illinois and Southwest Missouri State, while the non-league dates are with Clarion University and Northern Arizona.

"This is a difficult schedule," Allen notes, "with the two Big Eight teams. But I like the makeup of the league schedule. Other than having to open with a conference game, the league schedule is to our advantage. We play four of the six games at home."

UNI goes into 1990 riding a five-game UNI-Dome winning streak and an overall Dome mark of 66-24-1.

Here's a capsule look at a team that, despite some heavy losses, could again challenge for the Gateway title:

## QUARTERBACK

Northern Iowa finds itself once again trying to replace one of the most important positions in its offense — the quarterback. One four-year and one two-year signal caller have used up their eligibility. Two players return with limited experience and the third candidate is a freshman redshirt.

The player seemingly getting the nod



coming out of spring ball is sophomore Jay Johnson, who was listed third on the depth chart last year. Johnson played in five games a year ago, completing seven of 24 passes with one interception for 76 yards and two touchdowns. This spring, however, he threw for over 60 percent of his passes in each of the four major scrimmages, despite the fact his offensive line was depleted by injury and illness much of the time.

"Jay has a great future at UNI. As a freshman, he was as good, if not better, than all of the freshmen QBs I have coached. He is tall enough, faster than people think, knowledgeable and he has a strong arm. This young man's future is nothing but bright."

The other two contenders are junior Troy Alexander and freshman Kurt Warner. Alexander sat out last season, recovering from shoulder surgery performed at the end of the 1988 season. He was third on the totem pole in '88.

Kurt Warner spent last year learning Allen's system during his redshirt season. At 6-2, he has the height to be a quality quarterback. He threw for over 2,900 yards and 25 touchdowns his last two years in high school, completing 60 percent of his passes.

## RUNNING BACK

Halfback Darrin Eilander, the team's second leading rusher with 405 yards and four touchdowns, is gone, and along with him went a player who had performed brilliantly on special teams over the past four years.

With the loss of Eilander, Allen says "we need to develop a physical back — a sound blocker and a short-yardage





gainer. We need to develop mental toughness and maturity here — someone needs to rise to the top. Consistency also needs to be developed.”

The “physical” may be provided by Charles Lister, a 6-1, 220-pound transfer from Garden City Community College. However, he does not join the team until August.

Returning to the throng are four of last year’s top six ground gainers, including leading rusher, junior Steve Hougom. Hougom gained 618 yards on 152 carries a year ago, scoring four times. He was Wisconsin’s Player of the Year as a prep at Westby High School in Coon Valley, where he was the state’s all-time leading rusher with 5,184 yards, scoring 59 touchdowns. He led the nation in rushing his senior year with 2,616 yards.

Also returning is junior Mike Schulte, the third leading rusher, behind Eilander. Schulte carried the ball 82 times for 332 yards. He scored three times. A first team all-state pick, he earned nine letters in four sports at Regis High School in Cedar Rapids, IA.

Another possibility here is senior Greg Wallace who gained 74 yards on 33 carries last year. The other returnee, sophomore Eric Thomas who played in only two games last year, has been moved to defensive back.

Freshman redshirt Curtis Creighton and freshman Marcus Norris should see playing time here, also. Four additional running backs were signed to national letters of intent in February.

## WIDE RECEIVER

UNI will miss Milo Popovic and the 36 receptions he provided last season. Then again, the wide-out position is the

Panthers’ strongest in terms of overall talent and depth on the offensive side of the ball.

Leading the returnees is junior running back Greg Wallace, who was fourth on the team in rushing but second in receiving with 23 catches for 252 yards and two touchdowns. The list continues from there, since the Panthers had seven receivers catch 11 or more passes.

Third-leading rusher Mike Schulte caught 21 passes for 188 yards, scoring twice; sophomore-to-be, tight end Chris Nuss, caught 18 for 331 yards; senior split end Rory Feddersen caught 16 passes for 314 yards; while running back Steve Hougom caught 11 for 65 yards.

Also returning, however, is flanker Brad Gehrke and sophomore speedster Kenny Shedd, who competed in track during the spring. Gehrke caught only six passes last year but was listed as a starter at flanker heading into spring drills.

In addition, junior college transfers Eric Bormann (Rochester Community College) and Richard Wellbrock (Glendale Community College) worked out with the Panthers in the spring. Bormann is listed as a tight end.

“I’m very excited about our group of wide receivers,” Allen says. “With the addition of Bormann, redshirt freshmen Tim Mosley and Chad Remmert and Wellbrock, and the return of Feddersen, Nuss and Shedd, this easily could be the best group of receivers UNI has ever had. They are young, but they could be explosive. It’s definitely the fastest group ever.”

## OFFENSIVE LINE

Only one starter is lost from the

offensive line, however, it’s a big loss. All-American guard David Campbell also was the most experienced in the segment.

“This segment easily could be the most improved on the team,” Allen says. “The maturing process should help this unit become much better and the addition of our redshirt freshmen also will help.”

Returnees here include starters Steve Dhaemers at left tackle, Randy Mehrl at left guard, Seth Bonnette at right tackle and Mike Fontana at center. Junior Pat Williams was listed as a replacement for Campbell at the start of spring drills.

The problem in the spring, however, was getting the unit enough field time together. Dhaemers underwent arthroscopic surgery in mid-April. Williams was down much of April with what was thought to be mononucleosis. Mehrl suffered from a leg bruise.

Spring backups John Herrin, Jason Reading, John Lee and Mike Hudnutt all are redshirt freshmen, while Todd Stolz is a senior who transferred from Garden City a year ago.

## DEFENSIVE LINE

Both the first team and second team nose guards from last season (Mike Brinkman and Parnell Davis) have used up their eligibilities, otherwise, the defensive line, including tackles and ends, returns intact.

“There are a lot of players here who have played a long time,” Allen says. “We also have personnel that is interchangeable in a couple of positions. Mike Brinkman will be tough to replace, but of all the areas involving redshirt freshmen, this is the best area coming up.”

Brinkman was the ninth best tackler on last year’s squad.

Returning starters include all-American end candidate James Jones and end Todd Eagen. Also returning are reserves Tim Peterson and Mike Krapfl.

Jones was an all-Gateway first team selection. The squad’s second leading tackler behind NFL draftee Bryce Paup, he stands 6-2 and weighs 270 pounds. He was in on 70 tackles last year, including 46 unassisted stops. He was second high on the team with six sacks, he forced three fumbles and had one fumble recovery. But more than anything, he’s known for his pressure and intimidating presence. He certainly is one of the premier linemen in the nation.

Interestingly, Jones worked out at

## Offensive Depth Chart

(Tentative two-deep depth chart entering fall drills. \*denotes starter in 1989; RF is redshirt freshman.)

Position	First Team	Second Team
Split End	Rory Feddersen (Sr.)*	Tim Mosley (RF)
Left Tackle	Steve Dhaemers (Jr.)*	John Herrin (RF)
Left Guard	Randy Mehrl (Sr.)*	Jason Reading (RF)
Center Mike	Fontana (Sr.)*	Todd Stolz (Sr.)
Right Guard	Pat Williams (Jr.)	John Lee (RF)
Right Tackle	Seth Bonnette (Sr.)*	Mike Hudnutt (RF)
Tight End	Chris Nuss (So.)*	Jason Abel (Sr.)
Quarterback	Jay Johnson (So.)	Kurt Warner (RF)
Halfback	Greg Wallace (Jr.)	Curtis Creighton (RF)
Fullback	Steve Hougom (Jr.)*	Mike Schulte (Jr.)
Flanker	Brad Gehrke (Jr.)	Kenny Shedd (So.)
Placekicker	Brian Mitchell (Jr.)*	Tracy Tenpenny (Jr.)



inside linebacker this spring, in tune with Allen's belief that his defensive personnel can be interchangeable.

Eagen, standing 6-4 and weighing 240 pounds, was the seventh leading tackler a year ago with 46 stops and he led the team with seven sacks. Krapfl started the spring replacing Brinkman at the nose.

Spring backups all were redshirt freshmen, including Tony Monroe, Chris Hull and Casey Smith.

## LINEBACKER

A team doesn't replace a Bryce Paup overnight, or even over a spring. An all-American last year and UNI's top defensive player with 115 tackles, 84 solo, he became the Panthers' highest NFL draftee since the 1960s when he was picked up by the Green Bay Packers in the sixth round.

The "Help Wanted" sign did not go up immediately, however. As a group, UNI has returning talented athletes at both the inside and outside linebacker positions. Some experimentation took place this spring to determine which positions players would fill.

As mentioned, end James Jones practiced at inside linebacker. Other returnees here include 1989 starter Matt Brinkman at one outside spot, starter Brad Baumler at one inside spot, and reserves Pat Day and Peter Burns. Day, however, fractured his foot at the end of spring drills and is listed questionable for the fall. Burns has moved ahead of Baumler on the depth chart heading into August.

"Matt Brinkman is an exceptional player and several athletes have the potential to be great players — like William Freney and Burns," Allen notes. "Primarily specialty team players — like

Day and Mike Herdliska — also have worked for a position. It's unfortunate about Pat's injury."

## SECONDARY

Allen said the most improved area on defense last year was in the secondary. Replacing starters Kevin Anderson and Mark Hein won't be easy, but "the emergence last season of Willie Beamon and the steady play of Chris Klieman makes this a pretty solid segment."

Hein was the fourth leading tackler a year ago with 61 tackles, including 28 unassisted. He was a second team all-conference pick. Anderson was a four-year starter.

Klieman, the third leading tackler with 62 total, 41 unassisted, led the team with six interceptions and was second-high with six deflections. He also is a four-year starter in his fifth year of eligibility — he broke his leg in the third game of the 1988 season and received another year of eligibility.

Beamon started as a redshirt freshman last year and was credited with 54 tackles, 43 unassisted, and led the team with 14 passes broken up. He was second to Klieman with five interceptions.

Also returning here is junior Duane Petersen, who started in place of Klieman at the time of the latter's injury. Junior Simon Nelson was moved from receiver to defensive back. Depth, however, needs to come from the redshirt freshman class. Joseph Wallace, brother of Panther running back Greg, is slated to start at one corner spot.

## KICKERS-PUNTERS

No problem here. First team all-conference selection, junior Brian

Mitchell, returns. The Panthers' leading scorer last year, he made all 30 of his extra points and 14 of 19 field goals, longest being 48. He was ranked seventh in the nation at year's end in field goals. Mitchell transferred to UNI from Marshall University, where he kicked in the 1-AA national championship game in 1987.

Also returning is junior Tracy Tenpenny, who handled most of the kickoff chores a year ago. He only attempted one field goal and never tried an extra point.

Senior Dan Rush averaged 37.9 yards a punt last year on 69 punts. His longest was a 59-yarder.

Rush was getting competition from redshirt freshman Tim Mosley in the spring. Mosley also plays a wide receiver role. He averaged 38.6 yards punting his senior year in high school.

Listed behind Rush at the end of the spring session, however, was flanker Brad Gehrke. Gehrke averaged 34.1 yards as a prep, but he has not punted as a collegiate player.

## TRAVELING WITH THE PANTHERS

**Sept. 8—at Iowa State** Leave Cedar Falls at 3 p.m. Friday, Sept. 7, aboard chartered bus. Arrive University Inn about 4:45 p.m. Leave Ames immediately after game, arriving Cedar Falls about 7:15 p.m.

**Sept. 15—at Oklahoma State** Leave Waterloo at 10:45 a.m. Sept. 15 aboard Midwest Express. Arrive Tulsa 12:15 p.m.. Leave Tulsa at 1 p.m. for Stillwater on chartered bus. Arrive Holiday Inn at 2:15 p.m.. Leave Stillwater immediately after game. Arrive Tulsa at 11:55 p.m.. Leave Tulsa at 12:30 a.m. on Midwest Express. Arrive Waterloo at 1:45 a.m. Sept. 16.

**Sept. 22—at Idaho State** Leave Waterloo at 9:30 a.m. Sept. 22 aboard Midwest Express. Arrive Holiday Inn Pocatello at 11 a.m. MDT. Leave Pocatello immediately after game. Arrive Waterloo at 2:30 a.m. Sept. 23.

**Oct. 20—at Indiana State** Leave Cedar Falls aboard charter bus at 9 a.m. Oct. 19. Arrive Days Inn Terre Haute at 4 p.m.. Leave Terre Haute immediately after game. Arrive Cedar Falls at 12:30 a.m. Oct. 21.

**Oct. 27—at Eastern Illinois** Leave Cedar Falls aboard charter bus at 9:30 a.m. Oct. 26. Arrive Mattoon Holiday Inn at 3:30 p.m.. Leave Charleston immediately after game. Arrive Cedar Falls 11:30 p.m..

## Defensive Depth Chart

(Tentative two-deep depth chart entering fall drills. \*denotes starter in 1989; RF is redshirt freshman).

Position	First Team	Second Team
Outside Linebacker	Matt Brinkman (Sr.)*	Rob McComas (So.)
Defensive End	Todd Eagen (Sr.)*	Tony Monroe (RF)
Nose Guard	Mike Krapfl (Sr.)	Chris Hull (RF)
Defensive End	Tim Peterson (Sr.)	Casey Smith (RF)
Outside Linebacker	William Freney (So.)	Mike Herdliska (Sr.)
Inside Linebacker	Peter Burns (So.)	Brad Baumler (Sr.)*
Inside Linebacker	James Jones (Sr.)*	Jason Safly (RF)
Strong Safety	Duane Petersen (Sr.)	Judd Grover (RF)
Weak Safety	Chris Klieman (Sr.)*	Simon Nelson (So.)
Cornerback	Beamon (So.)*	Robert Bonar (So.)
Cornerback	Joseph Wallace (RF)	Chris Shelton (So.)
Punter	Dan Rush (Sr.)*	Brad Gehrke (Sr.)



# SPEED DOMINANT IN '90 RECRUITING CLASS

Northern Iowa head coach Terry Allen said his staff's focus this past year was to recruit as many athletes as possible from the State of Iowa. They were able to sign 15 of those in-state athletes out of a total of 28 players signed on the dotted line.

"We signed only four junior college players," Allen said. "We feel so strongly about the talent here in the state that we want to recruit them as incoming freshmen rather than out of the junior colleges where they would have only two years of eligibility remaining."

One word best describes this year's recruiting class — speed.

"Speed always is a key word when it comes to recruiting," Allen said. "With the addition of the skilled-position players we were able to sign, we feel we enhanced our team speed greatly. With the addition of this class joining last year's recruits, we feel very strongly about the foundation we have built for the future of our program."

A closer look at this year's signees follows:

**MIKE ANDERSON (6-4, 200, QB, Fr.) Cherokee, IA (Washington HS)**

**Profile:** 1st team all-conference in football and baseball. Honorable mention all-state in both sports. Also competed in basketball and track. Rushed for 550 yards and threw for 800 yards his senior year. Majoring in business.

**DEANGELO ASHBY (5-11, 170, DB, Fr.) Des Moines, IA (Roosevelt HS)**

**Profile:** Two-year all-conference. All-Metro Des Moines. Runs a 4.6. Rushed for 880 yards his senior year. Also competed in track.

**CAREY BENDER (5-7, 175, RB, Fr.) Marion, IA (Marion HS)**

**Profile:** Two-time all-conference. All-Metro. 1st team all-state. Runs a 4.6. Rushed for 1,748 yards and scored 30 TDs his senior year. Also participated in basketball, baseball and track. Majoring in business.

**ERIC BORMANN (6-2, 192, TE, Jr.) Rochester, MN (Rochester CC)**

**Profile:** All-region, all-conference and honorable mention all-American in junior college. Runs a 4.6. Majoring in business.

**ERIC BRINSON (5-11, 160, WR, Fr.) Fort Lauderdale, FL (St. Thomas Aquinas HS)**

**Profile:** All-conference. Team MVP. Runs a 4.4.

**SYLVESTER BROWN (5-6, 145, RB, Fr.) Davenport, IA (Central HS)**

**Profile:** Nicknamed "Sly". Two-time all-conference. All-Metro. Two-time honorable mention 2nd team all-state. Conference rushing record-holder with 1,479 yards on 227 carries with 18 TDs. Placed 3rd in the state in the 100 meter dash. Also participated in basketball. Majoring in business.

**REGINALD COLVIN (5-9, 180, DB, Fr.) Houston, TX (Sam Houston HS)**

**Profile:** Nicknamed "Ice Man". Rushed for 1,700 yards on 150 carries. All-district. Houston Post Player of Week. Runs a 4.3. Majoring in criminology.

**MARC DELAERE (6-4, 210, SS, Fr.) East Moline, IL (United Township HS)**

**Profile:** Two-time all-conference. Two-time all-metro Quad Cities. Two-time all-metro Iowa/Illinois. Recovered three fumbles, 1 for TD, had five interceptions, 2 for TDs, his senior year. Also participated in basketball. Majoring in business.

**SCOTT DURFLINGER (6-3, 200, LB, Fr.) Batavia, IA (Cardinal of Eldon HS)**

**Profile:** 1st team all-conference, all-state, all-area, all-KTVO, Athlete of Week. Credited with 89 tackles and averaged 5.0 yards rushing his senior year. Shrine Game participant. Runs a 4.7. Also participated in basketball, baseball and track. Nicknamed "Durf". Majoring in secondary education.

**MIKE ISAACSON (6-2, 210, LB, Fr.) Lake Mills, IA (Lake Mills HS)**

**Profile:** 1st team all-conference. 189-pound state wrestling champion. Four-time all-state choir. Runs a 4.8. Also participated in track. Majoring in psychology.

**MICHAEL JONES (6-6, 235, DL, Fr.) Hastings, IA (Nishna Valley HS)**

**Profile:** Two-time all-conference. 1st team Iowa Daily Press Association. Shrine Game participant. Runs a 4.9.

**KEVIN KEITH (6-1, 225, LB, Fr.) McAlester, OK (Northeast Oklahoma Junior College)**

**Profile:** All-state. All-conference. All-region. Runs a 4.8.

**JASON KINNE (6-3, 240, OL, Fr.) Cedar Falls, IA (Northern University HS)**

**Profile:** All-conference. 2nd team all-state. Team captain. Also participated in basketball and track. Runs a 5.0. Majoring in business.

**AARON LANCASTER (6-4, 210, QB, Fr.) Darlington, WI (Darlington HS)**

**Profile:** All-conference three straight years in football and basketball. League MVP as a senior. Played on state championship team in 1987. Team advanced to state semifinals in 1988 and '89. Basketball sectional runner-up in 1987 and '88. All-conference in baseball his junior year. Threw for 1,200 yards and 18 TDs his senior year while rushing for 650 yards, scoring 16 times. Shrine Game participant. Runs a 4.8. Majoring in history education.

**JOHN LEE (6-3, 220, LB, Fr.) Lombard, IL (Montini Catholic HS)**

**Profile:** Two-time all-conference. Two-time all-area. Suburban Catholic Conference MVP. Sun Times all-stater. Sun Times Top 100 Recruit. Also participated in basketball. Runs a 4.8. Two-time academic all-conference. Majoring in business.

**CHARLES LISTER (6-1, 220, RB, Jr.) Clinton, OK (Garden City CC)**

**Profile:** JUCO all-conference, all-American, two-year starter. Rushed for 1,206 yards sophomore year. MVP of Idaho JC Bowl. Runs a 4.6. Prep all-stater. Majoring in computer science.

**DERRICK MARBLES (5-10, 175, DB, Fr.) Chicago, IL (Lane Tech HS)**

**Profile:** All-conference, all-City North Section, team Defensive Player of Year. Also participated in baseball and track. Majoring in pre-physical therapy.

**JASON MCCLEARY (6-0, 170, DB, Fr.) Newton, IA (Newton HS)**

**Profile:** 2nd team all-state Des Moines Register, 2nd team Iowa Daily Press Association. Two-time all-conference. Played in the 1988 state championship game. Also participated in baseball and track. Majoring in accounting.

**JOEL MCDONALD (6-3, 225, LB, Fr.) Rochester, MN (John Marshall HS)**

**Profile:** All-conference, all-state honorable mention.

**DONALD MUMMA (6-3, 225, LB, Fr.) East Moline, IL (United Township HS)**

**Profile:** Two-way all-conference. Two-way all-Quad Cities. all-metro linebacker. All-state guard. Team MVP. Credited with 120 tackles. Majoring in business.

**BRETT O'DONNELL (6-1, 180, QB, Fr.) Waterloo, IA (Columbus HS)**

**Profile:** Honorable mention all-state. Also participated in basketball and baseball. Scholastic athlete. Runs a 4.9. Majoring in business.

**DOUG RIESE (6-1, 230, DT, Fr.) Zeigler, IA (Colo-Nesco HS)**

**Profile:** Two-year all-conference defensive tackle. 1st team all-state Des Moines Register Class A. 2nd team all-state Iowa Daily Press Association. Shrine Game participant. Played in basketball state championship game and football playoffs in 1989. District discus champion and fourth place state finisher. Also participated in choir and band. Majoring in business.

**JASON SMITH (6-4, 230, OL, Fr.) Dubuque, IA (Senior HS)**

**Profile:** Two-year all-conference. 2nd team all-state. Hockey all-stater. 1989 Iowa state hockey all-star. Runs a 4.8. Also participated in track. Majoring in accounting.

**ED THREATT (5-8, 170, RB, Fr.) Cedar Rapids, IA (Jefferson HS)**

**Profile:** Two-time all-conference. Conference Player of Year. 2nd team Des Moines Register Class 4-A all-stater. Runs a 4.5. Rushed for over 1,000 yards. Drake Relays third place finisher in 100. Best time of 10.87. Majoring in psychology.

**RICHARD WELLBROCK (5-11, 170, WR, Jr.) Glendale, AZ (Glendale CC)**

**Profile:** All-Skyline Division wide receiver, North-South All-Star game participant, two-time Skyline Division 100 meter champion as a prep. Also competed in basketball. Juco all-region and all-conference wide receiver. Runs a 4.4. Majoring in criminology.

**ERIC WHITNEY (6-3, 235, DT, Fr.) Ankeny, IA (Ankeny HS)**

**Profile:** 1st team all-state Des Moines Register. 2nd team all-state Iowa Daily Press Association. Two-year all-conference. Runs a 4.9. Threw the shot put in the 1987 state track meet. Listed in Who's Who in America as an outstanding high school student.

**PAUL WOLF (6-4, 200, QB, Fr.) Cedar Falls, IA (Cedar Falls HS)**

**Profile:** All-conference free safety as a junior. All-conference quarterback as a senior. Completed 76 of 153 passes for 1,128 yards and 10 touchdowns. Rushed for 325 yards, scoring seven times. Team was Class 4-A state champion his junior year and a quarterfinalist his senior year. Majoring in business.



# 1990 PLAYER PROFILES



Abel



Alexander



Baumler



Beamon



Bonnette



Brinkman



Burns



Creighton

## 87 JASON ABEL

### Tight End

6-3, 239, Sr.

Cedar Rapids, IA (Washington/Northern Illinois) **Abel at UNI:** Transferred from Northern Illinois two years ago. Did not catch a pass last season. A pulled hamstring sidelined him this spring. Slated to be a backup tight end. **Abel at Northern Illinois:** Lettered as a freshman (1986) as the no. 3 tight end. Played on kickoff return and placement teams. Broke his ankle in November of his sophomore year. **High School:** First team all-Metro, all-conference, all-state coaches poll, 2nd team all-state Iowa Daily Press Association. Advanced to state playoffs his junior and senior years. Also participated in basketball. **Personal:** Born Nov. 6, 1967. Son of Sandra Abel. Majoring in general studies. Enjoys hunting and fishing. **Coach Allen:** "Jason probably is our most physical tight end, but his injury slowed him this spring. He's a definite starter in goal line and short offenses. For his size, he has good mobility and good hands."

## 8 TROY ALEXANDER

### Quarterback 1L

5-8, 177, Jr.

Waterloo, IA (East)

**Alexander at UNI:** Did not throw a pass last season in three games played. Underwent shoulder surgery at the end of his freshman season and has been battling back since. Listed third on this fall's depth chart. Redshirted three years ago. **High School:** Led Waterloo East High School to a top 5 ranking his senior year. Passed for over 1,200 yards and 14 TDs. All-Big 8 pick, conference MVP, third team all-stater. Played in Shrine All-Star game. **Personal:** Born Nov. 28, 1968. Son of Charles and Redonna Alexander. Majoring in business management. Related to former Iowa fullback Norm Granger. Nicknamed "Killer". **Coach Allen:** "We were real pleased with Troy this spring. It's the first time he's really been able to give us an opportunity to show his ability. He's a little behind the other players because of the style of offense we run, but he's going to be a very steady player for us and one that I would not hesitate at all to put into a game at any time."

Passing Att	Comp	Pct.	Yds	Int	TDs	Lg	HG
1988	9	5	.556	56	1	1	16 49
1989	0	0	.000	0	0	0	0 0

Rushing Att	Yds	Avg.	TDs	Lg	HG
1988	1	9	9.0	0	9 9
1989	5	-8	-1.6	0	0 -2

## 50 BRAD BAUMLER

### Inside Linebacker 2L

6-0, 221, Jr.

Waucoma, IA (Turkey Valley)

**Baumler at UNI:** Missed the first half of last season due to hamstring injury but came on strong to solidify defense. Team's 10th leading tackler with 32 total. Redshirted in 1987. Became a part-time starter and an integral part of the linebacking corps as a freshman. Recorded a team-high eight tackles, five solo, against Wayne State. Had five tackles vs. Pitt. **High School:** A

two-time all-stater. Three-time all-conference pick. League MVP as a senior. Led his team to the 2-A playoffs in 1985 and '86. Recorded 135 tackles in eight games one season. State and Drake Relays qualifier in the shot put. **Personal:** Born May 30, 1969. Son of Lorraine Baumler. Majoring in business. **Coach Farley:** "Because Brad was hurt this spring (hamstring), he's going to have to come on in the fall to beat out (Peter) Burns. Brad is like a stump. He's just tough. He's got such a low center of gravity and is so explosive that he can stick the 280-pounder. He has a great work ethic and will be one of the strongest players on the team."

Defense Solos	Assts	Int	Sacks	FR	BK
1988	13	18	0	3	1 0
1989	11	21	0	3	0 0

## 12 WILLIE BEAMON

### Cornerback 1L

5-11, 159, So.

Riviera Beach, FL (Sun Coast)

**Beamon at UNI:** Started as a freshman. Sixth on the team in tackles with 54. Led the squad in pass deflections with 14 and second high with five interceptions, sixth in the Gateway. Redshirted in 1988. Named Associated Press' 1-AA Defensive Player of Week and Don Hansen's Football Gazette Regional Player of Week after his 81-yard interception return provided the winning points in a 31-28 upset of 13th-ranked Eastern Illinois. Added nine tackles, fumble recovery, two pass deflections and a second interception in the same game. **High School:** Second team all-conference, honorable mention all-state, team MVP. Named Most Improved Player in baseball. Also lettered in track. **Personal:** Born June 14, 1970. Son of Robert and Carthia McClendon. Hobbies include cooking, riding and driving. **Coach Kolling:** "Willie had a real good spring. He has a great understanding of coverages and techniques. He communicates very well on the field, which is one of the things that helped him see so much playing time early in his career. He anticipates very well. His experience will be the team's big dividend in the fall. He probably will be assigned the opponent's best receiver. He plays better as the game goes on. He's definitely an all-league candidate."

Defense Solos	Assts	Int	Sacks	FR	BK
1989	43	11	5	0	2 1

## 79 SETH BONNETTE

### Offensive Tackle 1L

6-6, 281, Sr.

Riceville, IA (Riceville/Waldorf)

**Bonnette at UNI:** Redshirted two years ago. Started at right tackle last year. **Junior College:** All region. **High School:** Earned three letters in golf and two each in football and wrestling. All-conference and all-state. **Personal:** Born Jan. 3, 1968. Son of Mr. and Mrs. Thomas Bonnette. Majoring in business education. **Coach Allen:** "I have a lot of respect for Seth. He's not blessed with great speed or athletic ability, but he has worked diligently in the weight room and at his inadequacies. He has the ability to become a great football player."

## 98 MATT BRINKMAN

### Outside Linebacker 1L

6-2, 230, Sr.

Sheffield, IA (Sheffield-Chapin/Waldorf)

**Brinkman at UNI:** Started all 11 games in 1989. Fifth-leading tackler with 59 stops. Had five sacks and five pass deflections. **Junior College:** Transferred from Waldorf Junior College where he was a first team all-region selection. **High School:** A three-time all-stater. Played in Iowa Shrine Game. Lettered in track, baseball and basketball. **Personal:** Born Sept. 3, 1968. Son of Marty and Lois Brinkman. Majoring in communications. **Coach Farley:** "Matt is a very consistent football player. The team is more important to him than the individual and that's what's so great about him. He's a very solid player with great athletic ability. He doesn't make many mistakes. Brinkman has a chance to be a great linebacker and he'll do it quietly."

Defense Solos	Assts	Int	Sacks	FR	BK
1989	44	15	2	5	1 0

## 46 PETER BURNS

### Inside Linebacker 1L

6-2, 210, So.

Pella, IA (Pella)

**Burns at UNI:** Played in all 11 games as a freshman. Played primarily on specialty teams. **High School:** Received 11 letters in four sports. All-conference two years, honorable mention as a sophomore. First team all-state Des Moines Register, second team Iowa Daily Press. Played in Iowa Shrine Game. **Personal:** Born May 23, 1971. Son of Joseph and Mary Ellen Burns. Majoring in business management. **Coach Farley:** "Peter is one of our strongest guys. He really came along in the spring. He just needs to relax and show more patience playing within the defense. As a true freshman, I'd rather have his style because you can teach patience. He's dueling with (Brad) Baumler and those two should solidify that linebacker position."

Defense Solos	Assts	Int	Sacks	FR	BK
1989	6	5	0	0	0 0

## 1 CURTIS CREIGHTON

### Halfback

5-11, 180, Fr.

Chicago, IL (Vocational)

**Creighton at UNI:** Redshirted last year. **High School:** Won six letters. Rushed for 851 yards his senior year. All-South Section Public League. Team's Most Valuable Back. City League All-Star South team. **Personal:** Born Jan. 5, 1971. Son of Barbara and Wilbur Creighton. Majoring in Energy and Power Tech. Enjoys cars and drawing. **Coach Salmon:** "Curtis showed improvement in spring ball. He's strong physically and he will develop more with play. He has the tools, he just needs more repetitions. He has good speed and good size."



**Day****Dhaemers****Eagen****Feddersen****Fontana****Freeney****Gehrke****Herrin****58 PAT DAY****Inside Linebacker 2L**

6-1, 228, Sr.

Gibson City, IL (Randolph/Air Force)

**Day at UNI:** Projected as a starter until he broke his right foot in spring drills. Fall status is unknown. Played in all 11 games last year, starting one. Moved from linebacker to middle guard in 1988, when he was a part-time starter.

**Day at Air Force:** Transferred to UNI from the Air Force Academy in 1987, where he started on the junior varsity team. **High School:** A two-year letterman at Randolph High School in Universal City, TX. Two-time all-district linebacker and played in the San Antonio All-Star Game. State track qualifier. **Personal:** Born March 19, 1968. Son of Stephen Day and Janet Page. Majoring in criminology. **Coach Farley:** "Mid-season last year, he really started to come around. He's very intense and always gives 110 percent. He's been popped around quite a bit, so he needs to settle into this position. He feels he can come back from his injury and is even staying around here the first four weeks of summer to rehabilitate. That's how important it is to him."

Defense	Solos	Assts	Int	Sacks	FR	BK
1988	6	19	0	1	0	0
1989	13	6	1	0	0	0

**74 STEVE DHAEMERS****Offensive Tackle 1L**

6-4, 240, Jr.

Moline, IL (Alleman)

**Dhaemers at UNI:** Had arthroscopic surgery in mid-April. Started last year at left tackle. Moved from defense in 1988 where he played a reserve role. Saw limited playing time as a freshman.

**High School:** Named squad's MVP in Illinois Shrine Game. Chicago Sun-Times all-stater as a defensive tackle. School finished runner-up in Class 4A state championship. **Personal:** Born Nov. 30, 1968. Son of William and Mardelle Dhaemers. **Coach Allen:** "Steve has the best athletic ability and the potential to be the best offensive lineman. He was hurt during the spring practice. We need to see how he will come back from that injury."

**97 TODD EAGEN****Defensive End 3L**

6-4, 228, Sr.

Oskaloosa, IA (Oskaloosa)

**Eagen at UNI:** Started all 11 games at left end last year. Seventh-leading tackler and led the team with seven sacks. Started one in 11 games in 1988. Played sparingly as a freshman. Redshirted in 1987. **High School:** Named all-conference twice. Honorable mention all-state as a junior, second team all-state as a senior. State finalist in the shot put as a junior and a top-ranked heavyweight wrestler in 1986. Shrine Game participant. Played in state football playoffs as a sophomore. **Personal:** Born Jan. 18, 1968. Son of Mr. and Mrs. Terry Eagen. Majoring in public relations. **Coach Wiegandt:** "Todd had an excellent junior year, leading us in sacks. He's an

excellent competitor. He's a very tough-minded kid and has a great burning desire to win. He was elected co-captain in the spring, which was a big day for him. He's worked extremely hard and he should have chances to gain post-season honors."

Defense	Solos	Assts	Int	Sacks	FR	BK
1986	2	1	0	0	0	0
1988	10	21	0	0	0	0
1989	28	18	0	7	0	0

**6 RORY FEDDERSEN****Split End 3L**

6-3, 196, Sr.

Marion, IA (Linn-Mar)

**Feddersen at UNI:** Started all 11 games in 1989. Fifth-leading receiver. Started all 11 games in 1988. Third highest on team. Shared starting duties in 1987 with Anthony Price, playing in all 14 games. Redshirted in 1986. **High School:** Des Moines Register Elite Team, first team Iowa Newspaper Association, all-metro, all-conference and honorable mention all-American. Set school records for TD receptions (9) and reception yardage (1,089). State record of 12 catches for 172 yards in state 4A championship game and a 58-yard TD reception. Also punted, played basketball and ran track. **Personal:** Born Oct. 15, 1967. Son of Bob and Jan Feddersen. Majoring in biology with hopes of becoming a doctor or pathologist. **Coach Smith:** "Rory will be seen more on the field this season, showing his leadership and building morale. I feel that Rory has improved greatly and has really come on this season as a leader. I am expecting great things from him this season."

Receiving	No	Yds	Avg	TD	LG
1987	33	469	14.2	0	24
1988	16	267	16.7	1	33
1989	16	314	19.6	0	39

**65 MIKE FONTANA****Offensive Center 1L**

6-4, 260, Sr.

Ankeny, IA (Ankeny/Iowa Central)

**Fontana at UNI:** Started last year at center.

**Junior College:** Transferred from Iowa Central in the fall of 1989. All-conference, all-region at ICC. **High School:** Earned five letters in football and wrestling. Participated in Shrine Game. Two-time all-conference, all-stater. Runner-up in state wrestling tournament. **Personal:** Born May 2, 1969. Son of Ron and Bev Fontana. Majoring in physical education. **Coach Allen:** "Mike started every game last year as a junior college transfer. He has the ability to be a great player. He struggled last year learning the offense. We hope and expect him to be the leader of our offensive line."

**33 WILLIAM FREENEY****Outside Linebacker**

5-10, 195, So.

Chicago, IL (St. Patrick)

**Freeney at UNI:** Played sparingly as a freshman, primarily on specialty teams. Slated to start at one outside linebacker position this fall. **High School:** Earned three letters in football. Two-time all-

conference. Conference MVP. All-state pick by the Champaign-Urbana News. All-area Sun-Times.

**Personal:** Born Feb. 23, 1970. Son of William and Frankie Freeney. Majoring in communications.

**Coach Farley:** "He's really come a long way and did a super job in spring ball. I'm real happy as far as his toughness this spring, which he needed to improve upon. He's got great quickness and will be a threat as far as pass rushing goes. He's very strong but is a finesse-type player."

Defense	Solos	Assts	Int	Sacks	FR	BK
1989	1	0	0	0	0	0

**47 BRAD GEHRKE****Flanker/Punter 1L**

5-11, 153, Jr.

Iowa City, IA (City High)

**Gehrke at UNI:** Set to start at flanker. Played backup to Rory Feddersen at split end last season, catching six passes for 82 yards. Caught only one pass in 1988. Has seen most of his action on specialty teams. **High School:** Named USA Today honorable mention all-American. First team all-conference as receiver and defensive back. Shared league's Player of the Year honors. First team all-state DB. State qualifier in the 100m, 200m and 400m. Lettered twice in football and three times in track. **Personal:** Born Nov. 11, 1968. Son of Delbert and Judy Gehrke. **Coach Smith:** "Brad is a very coachable player who likes to help others learn. He wants to learn and improve his game. He fits in well with our plan. He has the best and clearest routes on the team." **Coach Wiegandt:** "Brad lacks consistency in maintaining his hang time, but he gets rid of the ball extremely quickly. If I needed to put the ball in the endzone, I'd use him. He'll be an adequate backup at punter, but he really doesn't spend much time on it because of his receiving responsibilities."

Receiving	No	Yds	Avg	TD	LG
1988	1	11	11.0	0	11
1989	6	82	13.7	0	20

**39 JUDD GROVER****Strong Safety**

6-1, 180, Fr.

Hudson, IA (Hudson)

**Grover at UNI:** Redshirted in 1989. **High School:** Earned four letters in track and baseball and three in football and wrestling. Participated in Shrine Bowl at fullback. Three-time all-conference, all-state honorable mention two years, first team in 1988. Rushed for 1,014 yards his senior year and credited with 70 tackles. **Personal:** Born June 23, 1970. Son of Dr. James and Marion Grover. Majoring in pre-medicine. Enjoys riding horses. **Coach Kolling:** "Judd is a real intelligent player. He had a good spring and settled himself into a solid position. He's real accountable. He'll play a lot on the specialty teams. He's a good hitter and does a nice job on understanding our schemes and concepts. With his steady improvement, I feel good about the position. In a pinch, he could play outside linebacker."



**Hougom****Hull****Johnson****Jones****Klieman****Krapfl****Lee****McComas****60 JOHN HERRIN****Offensive Tackle**

6-5, 255, Fr.

Fort Madison, IA (Fort Madison)

**Herrin at UNI:** Redshirted last year. Set to backup Steve Dhaemers at left tackle this fall.

**High School:** Played in Iowa Shrine Game. Team advanced to state quarterfinals. First team all-state Iowa Newspaper Association, 2nd team all-state Des Moines Register. Two-time all-conference at offensive tackle and defensive end. Two-time all-area. Led squad in tackles. Also lettered in basketball. Two-time team MVP awardee. **Personal:** Born Oct. 24, 1970. Son of Lorretta and Orville Herrin. Majoring in secondary education and physics. Hobbies include weightlifting, swimming and playing basketball. **Coach Allen:** "John is a redshirt freshman who very easily could compete for the starting job with Steve (Dhaemers). He has yet to fill out to be the physical type player he could be. When he does, he has all of the traits he needs to be a great player."

**40 STEVE HOUGOM****Fullback 2L**

5-9, 190, Jr.

Coon Valley, WI (Westby)

**Hougom at UNI:** Started six games at fullback last year. Team's leading rusher with 618 yards on 152 carries. Scored four TDs. Also caught 11 passes for 65 yards. Gateway's sixth-leading rusher. Started one game in 1988. Showed versatility in both running back positions. Led the team in rushing TDs with eight, but was third in attempts and fourth in yards gained. Redshirted in 1987. **High School:** Wisconsin Player of the Year his senior year. Two-time all-stater. ESPN first team all-American. State's all-time leading rusher with 5,184 yards and 59 TDs. Team went 39-5 during his playing career. Led the nation in rushing his senior year with 2,616 yards. Played in the 1987 Shrine Game. Team was state champ in 1985 and '86. Also competed in wrestling and track. **Personal:** Born Dec. 11, 1968. Majoring in corporate fitness. Son of Carol Earley and Irv Hougom. **Coach Salmon:** "Steve's biggest problem is he needs to stay healthy. He came off his sprained ankle last season and it took him about three games to get back into it strongly. He had a surprisingly good spring considering the time he spent on academics. He probably ran the ball the best of all our backs. He'll carry the ball more than anyone else in the fall. We'll have to count on him heavily. I think he finally feels comfortable in his position. Now's his time — he's no longer a 'young' player."

Rushing	Att	Yds	Avg	TD	LG	HG
1988	82	341	4.2	8	27	68
1989	152	618	4.1	4	58	146
Receiving	No	Yds	Avg	TD	LG	
1988	3	20	6.7	0	9	
1989	11	65	5.9	0	12	

**76 MIKE HUDNUTT****Offensive Tackle**

6-4, 280, Fr.

Grinnell, IA (Grinnell)

**Hudnutt at UNI:** Redshirted in 1989.

**High School:** Earned seven letters in football, basketball and track. Football team advanced to state quarterfinals his junior year. All-conference, all-area, second team all-state. **Personal:** Born Nov. 17, 1970. Son of Carol and Mike Hudnutt. Majoring in accounting. Enjoys hunting and fishing. **Coach Allen:** "Mike needs to develop more quickness. He's a big, strong young man who down the road will be a fine football player. He will compete with Joe Judge for the third tackle position."

**55 CHRIS HULL****Nose Guard**

6-3, 240, Fr.

Elmhurst, IL (York)

**Hull at UNI:** Redshirted in 1989. Probable backup to Mike Krapfl. **Coach Wiegandt:** "Chris has the strength that you like for a defensive lineman, but he lacks a little quickness and aggressiveness. He did not live up to my expectations this spring, but he has the talent to improve."

**11 JAY JOHNSON****Quarterback 1L**

6-0, 175, So.

Lakeville, MN (Lakeville)

**Johnson at UNI:** Played in five games as a freshman, completing seven of 24 passes for 76 yards and two TDs. Listed third on the depth chart in 1989. Projected as a starter this fall after completing over 60 percent of his passes in each of the spring's major scrimmages. Redshirted in 1988. **High School:** Led team to runner-up spot in the state Class A football championships. All-conference two years, academic all-state and honorable mention all-state. Threw for over 2,000 yards and 22 TDs his senior year. **Personal:** Born Sept. 18, 1969. Son of Dick and Orpah Johnson. Hobbies include music and fishing. **Coach Allen:** "I was pleased with Jay's spring performance. He's been a kid that was our backup last year. Quite frankly, he needed to make a lot of improvement and he did that. He still has a long way to go but he's showing some real promising signs of being a very talented quarterback. He's got good speed, throws the ball well and he's a very intelligent young man."

Passing	Att	Comp	Pct	Yds	Int	TD	LG	HG
1989	24	7	.292	76	1	2	30	43
Rushing	Att	Yds	Avg	TD	LG	HG		
1989	6	24	2.3	0	16	17		

**96 JAMES JONES****Inside Linebacker 3L**

6-2, 270, Sr.

Davenport, IA (Central)

**Jones at UNI:** Started all 11 games last year. Second-leading tackler with 70 and second-high with six sacks. Forced three fumbles. First team all-conference as an end. A three-year starter. Led the team in 1988 in sacks with six and fumble recoveries with three. Honorable mention all-conference in 1988. **High School:** Two-time all-conference pick. Iowa Shrine Game participant. Earned two letters in football. **Personal:** Born Feb. 6, 1969. Son of Mr. and Mrs. James Jones. Majoring in communications. **Coach Farley:**

"James has an opportunity to be the best defensive player in the league. He could play any one of the front seven positions because of his size and athletic ability. To reach his potential, he will have had to work hard over the summer."

Defense	Solos	Assts	Int	Sacks	FR	BK
1987	12	21	0	4	3	0
1988	18	41	0	6	3	0
1989	46	24	0	6	1	0

**9 CHRIS KLIEMAN****Weak Safety 3L**

5-10, 190, Sr.

Waterloo, IA (Columbus)

**Klieman at UNI:** Three-year starter. Team's third-leading tackler last season with 62 and led the team with six interceptions, ranking him second in the league. Returned two punts. Started the first three games of 1988 before breaking his foot, receiving a redshirt year. As a sophomore, led the team with 65 solo tackles and was second in defensive points. Received honorable mention all-conference honors. **High School:** Class 3A all-state quarterback. First team Des Moines Register Elite Team, first team Iowa Newspaper Association all-state defensive back. All-American as a senior. Responsible for 126 of Columbus' 260 points. Punt return average of 13.0. Also received honors in basketball and baseball. **Personal:** Born Sept. 27, 1967. Son of Bob and Mary Kay Klieman. Majoring in community health and recreation. **Coach Kolling:** "Chris has done a good job of coming back from numerous injuries. It's been hard on him. He has extremely good leadership qualities. He knows his role. He can direct a lot on his feet in a short period of time. He's heady in tight situations. He should be another all-league candidate. He's played 41 games going into this year. He knows how to win and proves that in his field production."

Defense	Solos	Assts	Int	Sacks	FR	BK
1986	25	24	2	0	0	0
1987	65	57	1	0	1	0
1988	8	10	0	0	0	0
1989	41	21	6	0	1	0

**90 MIKE KRAPFL****Nose Guard 1L**

6-3, 245, Sr.

Dyersville, IA (Dyersville-Beckman/Waldorf)

**Krapfl at UNI:** Played sparingly last year. Credited with only one tackle. Probable starter at nose guard heading into fall. **Junior College:** Transferred last year. First team all-region, honorable mention all-American. **High School:** All-Tri-State area, special mention all-state, team captain, MVP lineman. Also participated in wrestling. **Personal:** Born Aug. 31, 1969. Son of Bill and Karen Krapfl. Majoring in computer science. **Coach Wiegandt:** "Mike played backup last year and had an excellent spring. He worked very hard. He needs to improve his upper body strength and overall quickness. He should provide us with a strong basis at nose guard."

Defense	Solos	Assts	Int	Sacks	FR	BK
1989	1	0	0	.0	0	0



**Mehrl****Mitchell****Monroe****Nelson****Nuss****Petersen****Peterson****Reading****69 JOHN LEE**  
**Offensive Guard**

6-5, 230, Fr.

Mason City, IA (Newman)

**Lee at UNI:** Redshirted in 1989. **High School:** Selected as Shrine Bowl participant, but did not play due to illness. Team captain, MVP. First team all-conference and all-state. Had 180 career tackles and scored 30 points as a lineman. Also earned three letters in track and two in basketball. **Personal:** Born Sept. 9, 1970. Son of Joan Lee. Majoring in business education. **Coach Allen:** "John converted from the defensive to offensive line this spring. When he fills out and learns his assignments, he will have great potential."

**91 ROB MCCOMAS**  
**Outside Linebacker 1L**

6-3, 215, So.

Marion, IA (Marion)

**McComas at UNI:** Played primarily on specialty teams as a freshman. Listed as a backup to Matt Brinkman heading into fall. **High School:** All-metro, all-conference, all-state, "Indian" of the Year. Also earned letters in wrestling and baseball. Runs a 4.8 40. **Personal:** Born July 30, 1969. Son of Robert and Mary Ann McComas. **Coach Farley:** "Rob just moved from end. The key for him is to make the transition from moving from a down position to an up position. He's very hard working and very coachable and he'll do whatever it takes to play. He made a lot of progress last fall and that's why we moved him in the spring, to give him an opportunity to play."

Defense	Solos	Assts	Int	Sacks	FR	BK
1989	11	2	0	0	0	0

**70 RANDY MEHRL**  
**Offensive Guard 1L**

6-5, 285, Sr.

Dubuque, IA (Senior/Ellsworth)

**Mehrl at UNI:** Started at left guard. **Junior College:** Captain and all-region pick for national championship squad. **High School:** All-conference and all-state. **Personal:** Born Feb. 11, 1969. Son of Martin and Shirley Mehrl. Majoring in mathematics. **Coach Allen:** "Randy finds himself in a dogfight for the starting position. He has great strength, but he must learn to move his feet a little bit better."

**16 BRIAN MITCHELL**  
**Placekicker 1L**

5-5, 178, Jr.

Coral Springs, FL (Taravella/Marshall)

**Mitchell at UNI:** Team's leading scorer in '89 on 30 of 30 extra points and 14 of 19 field goals, longest of 48. Led the league in scoring and field goals. First team all-conference and ranked seventh in the nation at year's end in field goals. Sat out the '88 season. **Mitchell at Marshall:** Kicked in the 1-AA championship game in 1987. Six of 11 field goals and 29 of 30 extra points. **High School:** Earned four letters in football, one in soccer and track. All-district 5AAAA. Team ranked sixth in state. District and regional champions. **Personal:** Born Oct. 15, 1969. Son

of John and Elaine Mitchell. Majoring in business. **Coach Allen:** "Brian had a great year last season. He has great concentration and a demonstrated ability to kick in pressure situations."

Kicking	FGA	FGM	LG	PATA	PATM
1989	19	14	48	30	30

**71 TONY MONROE**  
**Defensive End**

6-4, 215, Fr.

Decorah, IA (Decorah)

**Monroe at UNI:** Redshirted last year. **High School:** Team state champion two years. Shrine All-Star Game participant. Two-year all-conference. Also participated in wrestling. **Personal:** Born Nov. 11, 1970. Son of Allen Monroe. Majoring in special education. Hobbies include hunting and biking. **Coach Wiegand:** "Tony is one of our redshirt freshman who has the athletic ability and speed and quickness to play well at end. He's capable of rushing the quarterback. He had an excellent spring. Through maturation, he'll get bigger and stronger and will be an excellent football player."

**2 TIM MOSLEY**  
**Split End/Punter**

6-3, 170, Fr.

Fort Dodge, IA (Fort Dodge)

**Mosley at UNI:** Redshirted last year. **High School:** First team Des Moines Register all-state punter. Averaged 38.6. Played on the state championship basketball team. Member of the state's sixth-place mile relay team. **Personal:** Nicknamed "Mose". Born Jan. 19, 1971. Son of Early and Sophronia Mosley. Majoring in physical education. Enjoys golfing, fishing and playing basketball. **Coach Wiegand:** "Tim is capable of becoming an excellent punter. Most kickers are right-footed, but he's left-footed, which makes it a little more difficult for returners to field the ball. He has an excellent leg and is an exceptional athlete."

**20 SIMON NELSON**  
**Weak Safety**

6-0, 187, So.

Crawfordville, FL (Wakulla)

**Nelson at UNI:** Played sparingly as a freshman at wide receiver. Caught one pass for three yards. Moved to defense and is listed behind Chris Klieman on this fall's depth chart. Redshirted in 1988. **High School:** Named first team all-Big Bend as a junior and senior. Voted MVP and best receiver in 1987. Second team all-state in basketball. Honorable mention all-conference in basketball. Selected to all-tournament basketball team two straight years. **Personal:** Born July 29, 1969. Son of Randolph Nelson. Majoring in criminology. Hobbies include basketball, swimming and eating. **Coach Kolling:** "We moved Simon from wide receiver and I think he's finally found his home. This should be a real successful position for him. He also could play strong safety. He's a good hitter and can cover a lot of ground. He knows it's his time to play."

**83 CHRIS NUSS**  
**Tight End 1L**

6-4, 207, So.

Cedar Falls, IA (Cedar Falls)

**Nuss at UNI:** Started at tight end as a freshman. Fourth on the team in receiving with 18 catches for 331 yards. Redshirted in 1988. Played basketball in the 1988-89 season, scoring a season-high nine points versus Cleveland State. Redshirted in basketball during 1989-90. **High School:** Named Des Moines Register's Male High School Athlete of the Year in 1988. First team all-star and all-conference pick in football his senior year. Caught 41 passes for 720 yards and seven TDs. Kicked 19 of 23 extra points and three field goals. Kicked the winning field goal in the 1986 state championship game. Second team all-state in football, first team all-conference in football and basketball his junior year. Played in the Iowa Dr. Pepper All-Star Basketball Game and the Midwest Classic in 1988. Member of the Iowa AAU Basketball Team which defeated the visiting Soviet Junior National Team. Named school's Male Athlete of the Year. Lettered in football, basketball and baseball. Shared the Black Hawk County Athletic Scholarship award. **Personal:** Born Apr. 19, 1970. Son of Larry and Bernice Nuss. Majoring in accounting. **Coach Smith:** "Chris has a very smart and broad view of the game. He wants to learn and do well on the field. This year, he will have more responsibility in learning formations. I think he'll be great in the future."

Receiving	No	Yds	Avg	TD	LG
1989	18	331	18.4	0	38

**21 DUANE PETERSEN**  
**Strong Safety 2L**

5-11, 182, Jr.

Waterloo, IA (West)

**Petersen at UNI:** Played backup at weak safety last year. Credited with 24 total tackles and one interception. In 1988, started eight games in relief of the injured Chris Klieman. Led the team with four interceptions. Redshirted in 1987. **High School:** All-Big Five, all-Big Eight, MVP, captain and honorable mention all-state. Earned two letters in football and track, one in basketball. **Personal:** Born Dec. 14, 1968. Son of Dale and Barb Petersen. Business major. Enjoys photography and repairing old cars. **Coach Kolling:** "Duane should be a quality player. He has good football intelligence and is very instinctive. He's just a good athlete. He's working to fill some big shoes (Mark Hein's) and he'll do more than an adequate job. His experience is invaluable. He has good speed. He could be an all-league pick."

Defense	Solos	Assts	Int	Sacks	FR	BK
1988	24	33	4	0	0	0
1989	20	4	1	1	0	0



**Remmert****Rush****Saflly****Schulte****Shedd****Shelton****Smith****Stolz****94 TIM PETERSON****Defensive End 3L**

6-6, 236, Sr.

Washington, IA (Washington)

**Peterson at UNI:** Started two games last year.Credited with 29 tackles and two sacks. Started eight games in 1988. Second on team with four sacks. Second team all-conference. Played sparingly in 1987. Redshirted in 1986. **High School:** All-conference twice. All-state in Missouri as a junior, all-state in Iowa as a senior. Shrine Game participant. Started at forward on the state's no. 1 ranked basketball team.**Personal:** Born Aug. 5, 1967. Son of Tom and Jan Peterson. Majoring in broadcasting. **Coach Wiegand:** "Tim has the capabilities to be an exceptional football player. He has great height and mobility and he can run extremely well for his size. He needed to adapt to a left-handed rather than right-handed stance and he adapted well. I'm looking forward to great things from him. He needs to get stronger in the upper body. He should provide us with excellent pass rushing. He has a chance to be a NFL draftee."

Defense	Solos	Assts	Int	Sacks	FR	BK
1987	2	4	0	0	0	0
1988	29	44	1	4	0	0
1989	23	6	1	2	0	0

**68 JASON READING****Offensive Guard**

6-5, 250, Fr.

Bettendorf, IA (Bettendorf)

**Reading at UNI:** Redshirted last year. Moved from defense to a backup position at offensive guard.**High School:** First team all-conference, all-metro, all-state. Elite Iowa selection. Honorable mention all-American USA Today. Team captain. Team was consecutive state champions in 1987 and '88, went 25-0 and was ranked 18th in the nation in the USA Today. Credited with 58 solo, 22 assisted tackles, six sacks and three fumble recoveries his senior year. Also participated in track. **Personal:** Born Dec. 8, 1970. Son of Lynn and Kensyl Reading. Majoring in Physical Education/Recreation. Enjoys fishing, hunting and weightlifting. **Coach Allen:** "Jason is competing with (Randy) Mehr for the starting position. He needs to grow both physically and mentally, but he possesses the ability to be a fine football player."**19 CHAD REMMERT****Wide Receiver**

6-3, 180, Fr.

Cedar Falls, IA (Cedar Falls)

**Remmert at UNI:** Redshirted last year. **High School:** All-conference, all-metro, first team all-state Iowa Newspaper Association, second team all-state Des Moines Register. Caught 41 passes for 529 yards and 6 TDs his senior year. Iowa Shrine Game participant. Also earned two letters in basketball. **Personal:** Born July 14, 1970. Son of Sandy and Dennis Remmert. Father former UNI player and assistant football coach. Majoring in business and physical education. Enjoys hunting, fishing and skiing. **Coach Smith:** "Chad is the kind of player that does not improvise, he just does the job. He has a great ability to make the difficult catch."**84 DAN RUSH****Punter 3L**

6-4, 206, Sr.

Urbandale, IA (Urbandale)

**Rush at UNI:** Team's primary punter last year.Punted 69 times for a 37.9 average. Longest of 59. Went inside opponents' 20 25 times. Played behind Doug Jackson in 1988. Played in six games as a freshman. **High School:** All-conference as a junior and senior. All-state as a senior and academic all-conference as a senior. Earned two letters each in football, basketball and track. **Personal:** Born June 11, 1967. Majoring in marketing. Son of Mr. and Mrs. Ken Rush. Has done some modeling. **Coach Wiegand:** "Dan had a good year in '89. He has done a lot of personal development in terms of going from a three-step to a two-step approach, which is a key factor in protection and getting rid of the ball. He has adapted well. He has an extremely talented leg but production is what counts. He could go on and punt at the next level but right now what he lacks is consistency. His production will improve, however, as our snapping improves."

Punting	No	Yds	Avg	LG
1987	25	997	39.9	55
1988	12	475	39.6	53
1989	69	2615	37.9	59

**17 JASON SAFLY****Inside Linebacker**

6-5, 210, Fr.

Boone, IA (Gilbert-United)

**Saflly at UNI:** Redshirted last year. **High School:**Two-time first team all-conference, Des Moines Register Elite team. Participated in Iowa Shrine Game, 1988 state basketball tournament and 1989 state track meet. Also played baseball. **Personal:** Born Dec. 5, 1970. Nicknamed "Chief". Son of Joyce and Jim Saflly. Majoring in physical education. Enjoys playing golf and basketball.**23 MIKE SCHULTE****Running Back 2L**

5-10, 165, Jr.

Cedar Rapids, IA (Regis)

**Schulte at UNI:** Third-leading rusher last year with 309 yards on 82 carries, scoring three times. Also third-leading receiver, catching 21 passes for 188 yards and two TDs. Started five games. Sixth on the team in rushing as a freshman among those who played at least half the games. Seventh in receiving. Also saw time returning kickoffs. Redshirted in 1987. Has been moved from running back to flanker and back to running back. **High School:** First team Des Moines Register Elite team, all-metro. 1985-86 track MVP. Earned nine letters in four sports. **Personal:** Born March 9, 1969. Son of Dave and Linda Schulte. Majoring in communications. **Coach Salmon:** "Mike was a pleasant surprise this spring. He needed to develop more toughness, which he did. He was able to go play after play after play. He probably worked harder than anyone. He just needs more patience. He's our fastest running back and has the best hands. We'll use Mike, Steve and Greg interchangeably."

Rushing	Att	Yds	Avg	TD	LG	HG
1988	5	54	9.6	1	39	48
1989	82	309	3.8	3	52	80
Receiving	No	Yds	Avg	TD	LG	
1988	7	86	12.3	0	16	
1989	21	188	9.0	2	28	
Kickoff Returns	No	Yds	TD	Avg	LG	
1988	4	98	0	24.5	30	

**5 KENNY SHEDD****Wide Receiver 1L**

5-9, 178, So.

Davenport, IA (West)

**Shedd at UNI:** Played in all 11 games as a freshman, catching five passes for 201 yards and three TDs. Returned one punt for 11 yards and three kickoffs for 60 yards. Did not participate in spring ball because he was out for track. Conference champion in indoor and outdoor 200m. Set school record in indoor 200m (21.51). Member of mile relay team that set school record and won conference title. Provisional NCAA qualifying time in indoor 200m. **High School:** Participated in state track meet all four years in high school and the football playoffs his junior and senior years. All-conference football pick and all-state in track. Rushed for 455 yards and caught 730 yards his senior year. **Personal:** Born Feb. 14, 1971. Son of Etta and William Shedd. Majoring in criminology and communications. Enjoys running and animals. **Coach Allen:** "Kenny definitely shows a wealth of potential even though he didn't practice with the team in the spring because of track. He's one of only two true freshmen who competed for us last year. He has the speed and catching ability to potentially be not just a good receiver, but a truly great one."

Receiving	No	Yds	Avg	TD	LG
1989	5	201	40.2	3	67
Punt Returns	No	Yds	Avg	TD	LG
1989	1	13	13.0	0	13
Kickoff Returns	No	Yds	Avg	TD	LG
1989	3	60	20.0	0	29

**4 CHRIS SHELTON****Cornerback**

5-9, 160, So.

Waukon, IA (Waukon)

**Shelton at UNI:** Walked on last year. Listed as a backup to Joseph Wallace at corner heading into fall. **High School:** All-conference in football. Also played baseball and basketball and ran track. **Personal:** Born Aug. 2, 1970. Son of Judi and Don Shelton. Majoring in communications. **Coach Kolling:** "Chris made steady progress this spring. He has very good running speed and has good quickness. He's at the journeyman stage right now. We'll probably use him a lot on special teams. He's not afraid to hit anyone. He works hard to understand the nuts and bolts of what we're trying to do."





Tenpenny



G. Wallace



J. Wallace



Warner



Wellbrock



Williams

## 95 CASEY SMITH Defensive End

6-6, 220, Fr.

Spencer, IA (Spencer)

**Smith at UNI:** Redshirted last year. Slated as a backup to Tim Peterson at one end spot. **High School:** First team all-conference, second team all-state. Played in football playoffs. Also participated in basketball and baseball. **Personal:** Born Feb. 4, 1971. Son of LaRae and Bill Beaulieu. Majoring in criminology. **Coach Wiegandt:** "He has the potential to be a great physical player. He has the unique ability to run extremely well for his size. And yet he should become even bigger and stronger with maturation. He also has the tenacity and nastiness to be a good end."

## 67 TODD STOLZ Center 1L

6-4, 250, Sr.

Sharon Springs, KS (Wallace/Garden City)

**Stolz at UNI:** Played backup center last year. Set to backup Mike Fontana this year. **Junior College:** Honorable mention all-conference. **High School:** All-league, all-district, all-state in football, all-conference in basketball. Football state runner-up his senior year. **Personal:** Born July 25, 1969. Son of Linda and Ralph Stolz. Majoring in physical education. Enjoys fishing, waterskiing and all sports. **Coach Allen:** "Todd has been bounced around a couple of positions. He came in as a junior college transfer. We feel very comfortable with him as Mike's (Fontana) backup. Should Mike falter or become injured, we would feel very comfortable with Todd at center."

## 3 TRACY TENPENNY Placekicker 2L

5-11, 163, Jr.

Cedarburg, WI (Cedarburg)

**Tenpenny at UNI:** UNI's kickoff specialist last year. Attempted only one field goal. Did not attempt any extra points. Handled kickoffs as a freshman, backing up Doug Jackson. Started last game of 1988 due to Jackson's injury, responding with one field goal and three PATs. Redshirted in 1987. **High School:** Earned letters in football and baseball. All-conference, all-county, all-district, all-state. Made seven of 11 field goals and all 51 extra points. **Personal:** Born Nov. 6, 1968. Son of Gerald and Barbara Tenpenny. Majoring in marketing management. Nicknamed "Dime". **Coach Allen:** "Tracy will handle the kickoff duties along with the very long (50-plus yards) field goals. He has a strong leg but he needs to develop accuracy."

Kicking	FGA	FGM	LG	PATA	PATM
1988	1	1	26	3	3
1989	1	0	0	0	0

## 26 GREG WALLACE Running Back 2L

5-11, 168, Sr.

Bloomington, MN (Jefferson)

**Wallace at UNI:** Team's fourth-leading rusher last year in a reserve role with 33 carries for 74 yards.

Second-leading receiver with 23 catches for 252 yards and two TDs. Returned one kickoff for 14 yards. Also has played on specialty teams. Redshirted in 1987. **High School:** Earned nine letters in three sports, including four in wrestling. All-conference football twice, four times in wrestling. All-state in wrestling with a second place finish. **Personal:** Born Feb. 10, 1968. Son of Prince and Sandy Wallace. Majoring in business. **Coach Salmon:** "Greg originally walked on. He's done a great job. He's our best blocker in the backfield. He's been a real pleasant surprise. He's a leftover from the Carl Boyd mode and playing with Carl helped him. He caught the ball a lot last year. He's an over-achiever — he doesn't have a lot of talent, but he gets the job done."

Rushing	Att	Yds	Avg	TD	LG	HG
1988	7	51	7.3	1	12	33
1989	33	74	2.2	0	12	76
Receiving	No	Yds	Avg	TD	LG	
1989	23	252	11.0	2	65	

## 29 JOSEPH WALLACE Cornerback

6-0, 160, Fr.

Bloomington, MN (Jefferson)

**Wallace at UNI:** Redshirted in 1989. Moved from running back. **High School:** All-conference, all-state Minneapolis Tribune. 22-0 mark in wrestling with 104 career wins. **Personal:** Son of Prince and Sandy Wallace. Brother of current Panther running back Greg. **Coach Kolling:** "J.J. has emerged from the pack. He's steadily gotten better. He's a good competitor, which shows in his high school career. He knows his limitations and is very intelligent. He's very easy to coach — he just does it. He's very businesslike. He needs to be more aggressive — to get up and go after it. He'll do nothing but get better."

## 13 KURT WARNER Quarterback

6-2, 180, Fr.

Cedar Rapids, IA (Regis)

**Warner at UNI:** Redshirted in 1989. **High School:** Earned two letters each in football and basketball and one in baseball. Led his football team to the state playoffs, finishing 7-2. Participated in Shrine Bowl. Led his basketball team to state playoffs and a 19-5 record. Member of the all-star team which toured Europe. First team all-conference, all-metro and Des Moines Register all-stater, second team Iowa Newspaper Association, KHAK Player of Year, KGAN-TV and Gazette Player of Week in football. Two-time all-conference and all-metro in basketball and honorable mention all-state. Second team Iowa Daily Press and third team Des Moines Register. Passed for 1,599 yards, rushed for five TDs, threw 13 TDs, 60 percent completion rate. Averaged 19.5 points, 11.8 rebounds and 2.5 assists his senior year in basketball. **Personal:** Born June 22, 1971. Son of Sue and Gene Warner. Majoring in communications. Enjoys playing all kinds of sports, watching TV and listening to the radio. **Coach Allen:** "Kurt's future is all ahead of him. He did a great job for us in the fall running the scout team. He showed real promise as far as his ability to hit the open receiver and throw the deep

pass. The spring was a little difficult for Kurt because it was so much of a learning process, but he, too, is a sharp young man. As he matures and gets a better handle on the offense, he'll become a quality quarterback."

## 80 RICHARD WELLBROCK Wide Receiver

6-1, 180, Jr.

Glendale, AZ (Brophy College Prep/Glendale)

**Junior College:** Transferred second semester. All-region and all-conference. **High School:** Earned four letters in track and two each in football and basketball. All-Skyline Division WR, played in North-South All-Star Game. Two-time Skyline Division 100m champion. **Personal:** Born Oct. 9, 1969. Son of Vicki and Richard Wellbrock. Majoring in criminology. Runs a 4.4. **Coach Smith:** "Richard is learning the system very quickly and asks questions about what we want — the coaches like that. He has great speed, so look for him deep this season."

## 57 PAT WILLIAMS Offensive Guard 2L

6-4, 234, Jr.

Decorah, IA (Decorah)

**Williams at UNI:** Played backup at right guard in 1989. Converted from tight end in 1988. Used primarily as a blocking tight end. **High School:** Earned 15 of a possible 16 varsity letters. All-conference two years in football, baseball and track and one in wrestling. Helped Decorah to the Class 3A state title. **Personal:** Born July 8, 1969. Son of Roger and Sally Williams. Majoring in elementary education. **Coach Allen:** "Pat possesses the speed and athletic ability to be a fine offensive lineman. His ability to adjust to the guard position is key to our football team."



# Numerical Roster

1	Curtis Creighton	HB
2	Tim Mosley	SE/P
3	Tracy Tenpenny	P
4	Chris Shelton	CB
5	Kenny Shedd	FL
6	Rory Feddersen	SE
8	Troy Alexander	QB
9	Chris Klieman	WS
11	Jay Johnson	QB
12	Willie Beamon	CB
13	Kurt Warner	QB
14	Scott Starr	DB
16	Brian Mitchell	PK
17	Jason Saffy	ILB
18	Mike Eldred	DB
19	Chad Remmert	SE
20	Simon Nelson	WS
21	Duane Petersen	SS
22	Mike Stucker	RB
23	Mike Schulte	FB
24	Javier Pena	DB
25	Mike Magner	CB
26	Greg Wallace	HB
27	Jeremy Norris	PK
29	Joseph Wallace	CB
30	Brad Metcalf	PK
31	Robert Bonar	CB
33	William Freeney	OLB
34	Charles Young	RB
35	John Holterhaus	WS
36	Eric Thomas	FB
37	John Veach	FL
38	Mike Klingensmith	LB
39	Judd Grover	SS
40	Steve Hougom	FB
41	Jim Micho	DB
42	Brad Mossman	ILB
43	Corey Boyles	TE
44	Brett Thompson	PK
45	Jeff Crooks	LB
46	Peter Burns	ILB
47	Brad Gehrke	FL
48	Erick Robinson	HB
49	Mike Herdliska	OLB
50	Brad Baumler	ILB
51	Steve Berry	DB
53	Byron Clark	OLB
54	Bill Bell	OC
55	Chris Hull	NG
56	Samuel Carr	OLB
57	Pat Williams	OG
58	Pat Day	ILB
59	Jason Wentworth	LB
60	John Herrin	OT
61	Brad Wymer	ILB
63	Michael Mrachek	OG
64	Doug King	PK
65	Mike Fontana	OC
66	Chad Monson	LB/DE
67	Todd Stolz	OC
68	Jason Reading	OG
69	John Lee	DT
70	Randy Mehrl	OG
71	Tony Monroe	DE
73	Joseph Judge	OT
74	Steve Dhaemers	OT
75	Scott McFarland	NG
76	Michael Hudnutt	OLB
77	David Pratt	OT
79	Seth Bonnette	OT
80	Richard Wellbrock	WR
83	Chris Nuss	TE
84	Dan Rush	P
86	Dave Freeseaman	TE
87	Jason Abel	TE
88	Eric Bormann	TE
89	Tim Rial	FL
90	Mike Krapfl	NG
91	Rob McComas	OLB
92	Brad Ranum	DE
94	Tim Peterson	DE
95	Casey Smith	DE
96	James Jones	ILB
97	Todd Eagen	DE
98	Matt Brinkman	OLB

# 1990 Alphabetical Roster

No.	Name	Pos	Cl	Ht	Wt	Hometown	No.	Name	Pos	Cl	Ht	Wt	Hometown
87	Abel, Jason	TE	Sr.	6-3	239	Cedar Rapids, IA		McCleary, Jason	DB	Fr.	6-0	170	Newton, IA
8	Alexander, Troy	QB	Jr.	5-8	177	Waterloo, IA	91	McComas, Rob	OLB	So.	6-3	215	Marion, IA
	Anderson, Mike	QB	Fr.	6-4	200	Cherokee, IA		McDonald, Joel	LB	Fr.	6-3	225	Rochester, MN
	Ashby, Deangelo	DB	Fr.	5-11	170	Des Moines, IA	75	McFarland, Scott	NG	Fr.	6-0	230	West Des Moines, IA
50	Baumler, Brad	ILB	Jr.	6-0	221	Waucoma, IA	25	Magner, Mike	CB	So.	5-9	175	Waucoma, IA
12	Beamon, Willie	CB	So.	5-11	159	Riviera Beach, FL		Marcus, Brett	FB	So.	5-7	164	Elizabeth, CO
54	Bell, Bill	C	Fr.	6-0	215	Cedar Falls, IA	70	Mehrl, Randy	OT	Sr.	6-5	285	Dubuque, IA
	Bender, Carey	RB	Fr.	5-7	175	Marion, IA	30	Metcalf, Brad	PK	Fr.	6-2	190	Laporte City, IA
51	Berry, Steve	DB	Fr.	5-10	175	Cedar Rapids, IA	41	Micho, Jim	DB	Fr.	5-11	180	Charles City, IA
31	Bonar, Robert	CB	Fr.	6-1	164	Washington, IA	16	Mitchell, Brian	PK	Jr.	5-5	178	Coral Springs, FL
79	Bonnette, Seth	OT	Sr.	6-6	281	Riceville, IA	71	Monroe, Tony	DE	Fr.	6-4	215	Decorah, IA
88	Bormann, Eric	TE	Jr.	6-3	210	Rochester, MN	66	Monson, Chad	LB	Fr.	6-3	240	Runnells, IA
43	Boyles, Corey	TE	Fr.	6-3	215	Cedar Rapids, IA	2	Mosley, Tim	WR	Fr.	6-3	170	Fort Dodge, IA
98	Brinkman, Matt	OLB	Sr.	6-2	230	Sheffield, IA	42	Mossman, Brad	ILB	So.	5-10	173	Solon, IA
	Brinson, Eric	WR	Fr.	5-11	160	Fort Lauderdale, FL	63	Mrachek, Michael	OG	Jr.	6-4	230	Charles City, IA
	Brown, Sylvester	RB	Fr.	5-6	145	Davenport, IA		Mumma, Donald	LB	Fr.	6-3	225	East Moline, IL
46	Burns, Peter	ILB	So.	6-2	210	Pella, IA	20	Nelson, Simon	WS	So.	6-0	187	Crawfordville, FL
	Carr, Samuel	OLB	Fr.	6-0	210	Glenwood, IA		Norris, Jeremy	PK	Fr.	5-11	180	Ainsworth, IA
53	Clark, Byron	OLB	Fr.	6-4	218	Iowa Falls, IA	83	Nuss, Chris	TE	So.	6-4	207	Charles City, IA
	Colvin, Reginald	DB	Fr.	5-9	180	Houston, TX		O'Donnell, Brett	QB	Fr.	6-1	180	Waterloo, IA
1	Creighton, Curtis	HB	Fr.	5-11	180	Chicago, IL	24	Pena, Javier	DB	Fr.	5-11	180	Chicago, IL
	Crooks, Jeff	LB	Fr.	5-11	215	Charles City, IA	21	Petersen, Duane	SS	Jr.	5-11	182	Waterloo, IA
58	Day, Pat	ILB	Sr.	6-1	228	Gibson City, IL	94	Peterson, Tim	DE	Sr.	6-6	236	Washington, IA
	Delaere, Marc	SS	Fr.	6-4	210	East Moline, IL	77	Pratt, David	OT	Sr.	6-4	270	Toronto, Ont.
74	Dhaemers, Steve	OT	Jr.	6-4	240	Moline, IL	92	Ranum, Brad	DE	Fr.	6-4	235	Lakeville, MN
	Durlflinger, Scott	LB	Fr.	6-3	200	Batavia, IA	68	Reading, Jason	OG	Fr.	6-5	250	Bettendorf, IA
97	Eagen, Todd	DE	Sr.	6-4	228	Oskaloosa, IA	19	Remmert, Chad	WR	Fr.	6-3	180	Cedar Falls, IA
18	Eldred, Mike	DB	So.	6-0	185	Anamosa, IA	89	Rial, Tim	FL	So.	6-1	193	Atlantic, IA
6	Feddersen, Rory	SE	Sr.	6-3	196	Marion, IA		Riese, Doug	DT	Fr.	6-1	230	Colo, IA
65	Fontana, Mike	C	Sr.	6-4	260	Ankeny, IA	48	Robinson, Erick	HB	Fr.	5-8	218	Chicago, IL
86	Freeseaman, Dave	TE	So.	6-5	220	Ackley, IA	84	Rush, Dan	P	Sr.	6-4	206	Urbandale, IA
33	Freney, William	OLB	So.	5-10	195	Chicago, IL	17	Saffy, Jason	ILB	Fr.	6-5	210	Boone, IA
	Galeazzi, Tony	WS	So.	5-10	172	Knoxville, IA	23	Schulte, Mike	FB	Jr.	5-10	165	Cedar Rapids, IA
47	Gehrke, Brad	SE	Jr.	5-11	153	Iowa City, IA	5	Shedd, Kenny	WR	So.	5-9	178	Davenport, IA
39	Grover, Judd	SS	Fr.	6-1	180	Hudson, IA	4	Shelton, Chris	CB	So.	5-9	160	Waukon, IA
49	Herdliska, Mike	OLB	Sr.	6-0	212	Solon, IA	95	Smith, Casey	DE	Fr.	6-6	220	Spencer, IA
60	Herrin, John	OT	Fr.	6-5	255	Ft. Madison, IA		Smith, Jason	OL	Fr.	6-4	230	Dubuque, IA
35	Holterhaus, John	WS	Fr.	6-8	205	Ft. Madison, IA		Starr, Scott	DB	Fr.	6-0	180	Wellsburg, IA
40	Hougom, Steve	FB	Jr.	5-9	190	Coon Valley, WI	67	Stolz, Todd	C	Sr.	6-4	250	Sharon Springs, KS
76	Hudnutt, Michael	OT	Fr.	6-4	280	Grinnell, IA	22	Stucker, Mike	RB	Fr.	5-9	203	Cedar Rapids, IA
55	Hull, Chris	NC	Fr.	6-3	240	Elmhurst, IL	3	Tenpenny, Tracy	PK	Jr.	5-11	163	Cedarburg, WI
	Isaacson, Mike	LB	Fr.	6-2	210	Lake Mills, IA	36	Thomas, Eric	DB	So.	5-9	166	Harvey, IL
11	Johnson, Jay	QB	So.	6-0	175	Lakeville, MN	44	Thompson, Brett	PK	So.	6-4	190	Van Meter, IA
96	Jones, James	ILB	Sr.	6-2	270	Davenport, IA		Threatt, Ed	RB	Fr.	5-8	170	Cedar Rapids, IA
	Jones, Michael	DL	Fr.	6-6	235	Hastings, IA	37	Veach, John	FL	Fr.	6-1	175	Bellevue, IA
73	Judge, Joseph	OT	So.	6-5	263	Bettendorf, IA	26	Wallace, Greg	FB	Sr.	5-11	168	Bloomington, MN
	Keith, Kevin	LB	Jr.	6-1	225	McAlester, OK	29	Wallace, Joseph	CB	Fr.	6-0	160	Bloomington, MN
64	King, Doug	PK	Fr.	6-1	185	Norwalk, IA	13	Warner, Kurt	QB	Fr.	6-2	180	Cedar Rapids, IA
	Kinne, Jason	OL	Fr.	6-3	240	Cedar Falls, IA	80	Wellbrock, Richard	WR	Jr.	6-1	180	Glendale, AZ
9	Klieman, Chris	WS	Sr.	5-10	190	Waterloo, IA	59	Wentworth, Jason	LB	Fr.	6-0	190	West Des Moines, IA
38	Klingensmith, Mike	LB	So.	6-0	210	Moville, IA		Whitney, Eric	DT	Fr.	6-3	235	Ankeny, IA
90	Krapfl, Mike	NG	Sr.	6-3	245	Dyersville, IA	57	Williams, Pat	OC	Jr.	6-4	234	Decorah, IA
	Lancaster, Aaron	QB	Fr.	6-4	210	Darlington, WI		Wolf, Paul	QB	Fr.	6-4	200	Cedar Falls, IA
69	Lee, John	OC	Fr.	6-5	230	Mason City, IA	61	Wymer, Brad	ILB	Sr.	6-0	235	West Union, IA
	Lister, Charles	RB	Jr.	6-1	220	Clinton, OK	34	Young, Charles	RB	So.	6-0	210	Waterloo, IA
	Marbles, Derrick	DB	Fr.	5-10	175	Chicago, IL							



# SCOUTING REPORTS

## SOUTHERN ILLINOIS

Sept. 1 1:30 p.m.  
UNI-Dome



**Location:** Carbondale, IL 62901-6620  
**Enrollment:** 24,200  
**President:** John C. Guyon  
**Athletic Director:** Jim Hart  
**Nickname:** Salukis  
**Colors:** Maroon & White  
**Stadium:** McAndrew (Artificial/17,200)  
**Press Box:** 618-453-3049  
**Conference:** Gateway Intercollegiate (1-5/76th)  
**SID:** Fred Huff  
**Office:** 618-453-7235  
**Home:** 618-542-2780  
**FAX:** 618-453-2648  
**Head Coach:** Bob Smith (Bradley '62)  
**Phone:** 618-453-3311 (12-1 p.m.)  
**Career Record:** 19-35-1 (5 yrs.)  
**SIU Record:** 2-9 (1 yr.)  
**Assistant Coaches:** Phil Meyer (Illinois State '79)-Offensive Coord., Backfield; Gerry Hart (Southern Illinois '56)-Defensive Coord.; Stanley King (Livingston '77)-Secondary; Ralph Young (Southern Illinois '69)-Defensive Line; Sam Venuto (Delaware '82)-Receivers; Tom Seward (Eastern Illinois '78)-Offensive Line; GAs D.J. Wardynski-Running Backs, Todd Edwards-Linebackers.  
**Offensive Formation:** Multiple  
**Defensive Formation:** 3-4  
**Lettermen Lost/Returning:** 24/36  
**Starters Lost/Returning:** 9/13  
**1989 Record:** 2-9

Ret. Rushing Leaders		Att/Yds	Avg.	TDs	
Antonio Moore		115/490	4.3	4	
Yonel Jourdain		51/219	4.3	3	
Ret. Passing Leaders		Att/Comp	Pct.	Yds	TDs/Int
Scott Gabbert		222/125	56.31	1,338	10/9
Fred Gibson		172/99	57.56	1,072	6/6
Ret. Receiving Leaders		No/Yds	Avg.	TDs	
Johnny Roots		35/474	13.5	2	
Antonio Moore		29/104	3.6	2	
Ret. Defensive Leaders		Tkls/Asts	Sks	Int	
Kevin Kilgallon		44/50	4	2	
Martin Hochertz		21/47	2	0	

### SERIES HISTORY

SIU Leads 5-3  
First Game: 1965 (SIU 23-16)  
Last UNI Win: 1989 (38-14)  
Last SIU Win: 1986 (27-24)  
Current Series Streak: UNI-3

### 1990 SCHEDULE

Date	Opponent
Sept. 1	Northern Iowa
Sept. 8	INDIANA STATE
Sept. 15	MURRAY STATE
Sept. 22	Illinois
Sept. 29	ARKANSAS STATE
Oct. 6	Southwest Missouri
Oct. 13	Illinois State
Oct. 20	Eastern Illinois
Oct. 27	Central Florida
Nov. 3	WESTERN ILLINOIS
Nov. 10	South Carolina

### 1989 RESULTS (2-9)

Nevada-Reno 3-41
WESTERN ILLINOIS 7-14
EASTERN ILLINOIS 20-17
Murray State 11-24
Arkansas State 23-28
Northern Illinois 24-29
ILLINOIS STATE 17-20
SOUTHWEST MISSOURI 25-31
KENTUCKY STATE 54-12
Indiana State 24-35
Northern Iowa 14-38

## IOWA STATE

Sept. 8 1:00 p.m.  
Cyclone Stadium/Jack Trice Field



**Location:** Ames, IA 50011  
**Enrollment:** 25,448  
**President:** Dr. Gordon Eaton  
**Athletic Director:** Max Urlick  
**Nickname:** Cyclones  
**Colors:** Cardinal & Gold  
**Stadium:** Cyclone Stadium/Jack Trice Field (Artificial/50,000)  
**Press Box:** 515-294-8443  
**Conference:** Big Eight (4-3/4th)  
**SID:** Dave Starr  
**Office:** 515-294-3372  
**Home:** 515-292-5404  
**FAX:** 515-294-0558  
**Head Coach:** Jim Walden (Wyoming '60)  
**Phone:** 515-294-6720 (Mornings)  
**Career Record:** 58-71-4 (12 yrs.)  
**ISU Record:** 14-19 (3 yrs.)  
**Assistant Coaches:** Norm Anderson (UCLA '76)-Running Backs; Tim Bald (Loras '80)-Program Coord.; Craig Boller (Iowa State '70)-Defensive Ends; Jimmy Burrow (Nebraska '76); Dave Elliott (Michigan '75)-Receivers; Jon Fabris (Mississippi '80)-Outside Linebackers; Lindsay Hughes (San Jose State '68)-Tight Ends; Steve Morton (Washington State '77)-Offensive Line; Robin Ross (Washington State '77)-Defensive Tackles, Defensive Coord.; Mel Sanders (Washington State '81)-Inside Linebackers.  
**Offensive Formation:** Multiple/one back  
**Defensive Formation:** 4-3  
**Lettermen Lost/Returning:** 18/31  
**Starters Lost/Returning:** 13/16  
**1989 Record:** 6-5

<b>Ret. Rushing Leaders</b>		<b>Att/Yds</b>	<b>Avg.</b>	<b>TDs</b>
Blaise Bryant		299/1,516	5.1	19
Ron Wilkinson		51/293	5.7	3
<b>Ret. Passing Leaders</b>	<b>Att/Comp</b>	<b>Pct.</b>	<b>Yds</b>	<b>TDs/Int</b>
Chris Pedersen	8/4	.500	59	0/0
<b>Ret. Receiving Leaders</b>		<b>No/Yds</b>	<b>Avg.</b>	<b>TDs</b>
Steve Lester		46/612	13.3	3
John Glotfelty		22/394	17.9	2
<b>Ret. Defensive Leaders</b>		<b>Tkls/Asts</b>	<b>Sks/Yds</b>	<b>Int</b>
Marcus Robertson		56/22	1/3	1
Larry Ratigan		35/46	0/0	0

### SERIES HISTORY

ISU Leads 12-1-3  
First Game: 1899 (T0-0)  
Last UNI Win: 1900 (5-0)  
Last ISU Win: 1988 (20-17)  
Current Series Streak: ISU-8

### 1990 SCHEDULE

Date	Opponent
Sept. 8	NORTHERN IOWA
Sept. 15	Minnesota
Sept. 22	Iowa
Sept. 29	WESTERN MICHIGAN
Oct. 6	KANSAS
Oct. 13	Colorado
Oct. 20	Oklahoma
Oct. 27	NEBRASKA
Nov. 3	Kansas State
Nov. 10	MISSOURI
Nov. 17	OKLAHOMA STATE

### 1989 RESULTS (6-5)

OHIO 28-3
MINNESOTA 20-30
IOWA 21-31
Tulane 25-24
Kansas 24-20
COLORADO 17-52
OKLAHOMA 40-43
Nebraska 17-49
KANSAS STATE 36-11
Missouri 35-21
Oklahoma State 31-21



# OKLAHOMA STATE

Sept. 15 6:30 p.m.  
Lewis Field



Location: Stillwater, OK 74078-0300

Enrollment: 20,000

President: Dr. John Campbell

Athletic Director: Jim Garner

Nickname: Cowboys

Colors: Orange & Black

Stadium: Lewis Field (AstroTurf/50,440)

Press Box: 405-744-5757

Conference: Big Eight (3-4/5th)

SID: Steve Buzzard

Office: 405-744-5749

Home: 405-624-2267

FAX: 405-744-7754

Head Coach: Pat Jones (Arkansas '69)

Phone: 405-744-5737 (Mornings)

Career Record: 48-22 (6 yrs.)

OSU Record: 48-22 (6 yrs.)

Assistant Coaches: George Walstad (Oklahoma State '63)-Asst. Head Coach/Defensive Line; Bill Miller (Texas-Arlington '78)-Defensive Coord./Secondary; Jeff Bower (Southern Mississippi '76)-Offensive Coord./Quarterbacks; Bill Shimek (Central Arkansas '64)-Running Backs; Kenny Pope (Oklahoma '73)-Defensive Ends; Brent Guy (Oklahoma State '83)-Linebackers; Denver Johnson (Tulsa '81)-Offensive Line; Keith Armstrong (Temple '86)-Tight Ends; Mike Gundy (Oklahoma State '90)-Receivers.

Offensive Formation: I

Defensive Formation: 4-3

Lettermen Lost/Returning: 11/40

Starters Lost/Returning: 7/16

1989 Record: 4-7

Ret. Rushing Leaders	Att/Yds	Avg.	TDs
Gerald Hudson	187/910	4.9	2
Vernon Brown	140/511	3.7	0

Ret. Passing Leaders	Att/Comp	Pct.	Yds	TDs/Int
Earl Wheeler	11/3	.273	114	1/0
Chris Smith	17/6	.353	69	0/1

Ret. Receiving Leaders	No/Yds	Avg.	TDs
Curtis Mayfield	49/879	17.9	4
Gerald Hudson	17/199	11.7	0

Ret. Defensive Leaders	Tkls/Asts	Sks/Yds	Int
Jay Fleischman	42/29	0/0	4
Stacey Satterwhite	48/22	3/20	0

## SERIES HISTORY

First Meeting

## 1990 SCHEDULE

Date	Opponent
Sept. 1	TULSA
Sept. 8	Florida
Sept. 15	NORTHERN IOWA
Sept. 22	Texas Christian
Oct. 6	OKLAHOMA
Oct. 13	Kansas State
Oct. 20	Nebraska
Oct. 27	MISSOURI
Nov. 3	KANSAS
Nov. 10	Colorado
Nov. 18	Iowa State

## 1989 RESULTS (4-7)

Tulsa 10-20
Ohio State 13-37
TEXAS TECH 15-31
WYOMING 27-7
Oklahoma 15-37
KANSAS STATE 17-13
NEBRASKA 23-48
Missouri 31-30
Kansas 37-24
COLORADO 17-41
IOWA STATE 21-31

# IDAHO STATE

Sept. 22 6:05 p.m. MT  
Holt Arena



Location: Pocatello, ID 83209

Enrollment: 8,740

President: Dr. Richard Bowen

Athletic Director: Randy Hoffman

Nickname: Bengals

Colors: Orange & Black

Stadium: Holt Arena (Astroturf/12,000)

Press Box: 208-236-2952

Conference: Big Sky (2-6/T6th)

SID: Glenn Alford

Office: 208-236-3651

Home: 208-233-0516

FAX: 208-236-3659

Head Coach: Garth Hall (Utah State '67)

Phone: 208-236-3387 (11 a.m.-12 noon)

Career Record: 3-18 (2 yrs.)

ISU Record: 3-18 (2 yrs.)

Assistant Coaches: Dave Christensen (Western Washington '85)-Running Backs/Tight Ends; Land Jacobsen (Central State (OK) '76)-Defensive Coord./Secondary; Tom Jones (Temple '80)-Defensive Line; Andy Ludwig (Portland State '87)-Receivers; Dave Nickle (Utah State '65)-Administrative Asst./Offensive Line; Kyle Whittingham (Brigham Young '83)-Linebackers/Special Teams.

Offensive Formation: Multiple

Defensive Formation: 3-4

Lettermen Lost/Returning: 15/36

Starters Lost/Returning: 8/14

1989 Record: 3-7

Ret. Rushing Leaders	Att/Yds	Avg.	TDs
Rob Vera	151/554	3.7	3
George Kelley	65/283	4.4	0

Ret. Passing Leaders	Att/Comp	Pct.	Yds	TDs/Int
Jason Whitmer	305/170	55.7	1,967	12/9
Joel Jund	41/25	61.0	267	4/2

Ret. Receiving Leaders	No/Yds	Avg.	TDs
Joe Funk	43/552	12.8	6
Chris Schrade	37/451	12.2	2

Ret. Defensive Leaders	Tkls/Asts	Sks/Yds	Int
Troy Shippen	71/35	0/0	0
Bruce Givens	70/26	5/31	0

## SERIES HISTORY

First Meeting

## 1990 SCHEDULE

Date	Opponent
Sept. 8	SOUTHERN UTAH STATE
Sept. 15	Weber State
Sept. 22	NORTHERN IOWA
Sept. 29	Northern Arizona
Oct. 6	NEVADA
Oct. 13	Idaho
Oct. 20	Montana State
Oct. 27	BOISE STATE
Nov. 3	EASTERN WASHINGTON
Nov. 10	MESA STATE
Nov. 17	MONTANA

## 1989 RESULTS (3-7)

Northern Colorado 17-19
SOUTHERN UTAH STATE 37-34
Nevada 10-39
MONTANA STATE 23-21
Boise State 7-20
Eastern Washington 26-45
NORTHERN ARIZONA 24-20
IDAHO 31-47
Montana 21-35
WEBER STATE 35-45



# ILLINOIS STATE

Oct. 6 1:30 p.m.  
UNI-Dome



**Location:** Normal, IL 61761-6901  
**Enrollment:** 22,000  
**President:** Thomas Wallace  
**Athletic Director:** Ron Wellman  
**Nickname:** Redbirds  
**Colors:** Red & White  
**Stadium:** Hancock (Artificial/15,000)  
**Press Box:** 309-438-5950, 309-438-8217  
**Conference:** Gateway Collegiate (4-2/2nd)  
**SID:** Mike Murray  
**Office:** 309-438-3825  
**FAX:** 309-438-5634  
**Head Coach:** Jim Heacock (Muskingum '70)  
**Phone:** 309-438-8671 (Mornings)  
**Career Record:** 6-16 (2 yrs.)  
**ISU Record:** 6-16 (2 yrs.)  
**Assistant Coaches:** John Bowers (James Madison '78)-Defensive Coord.; Steve Wigton (Capital '81)-Offensive Line; Dave Mohapp (Wisconsin '82)-Running Backs; Greg Polnasek (Wisconsin-Eau Claire '79)-Linebackers; Thaddeus Buggs (Hillsdale '83)-Secondary; Charley Molnar (Lock Haven '84)-Quarterbacks; Mark Gillispie (West Texas State '84)-Receivers.  
**Offensive Formation:** Pro Set  
**Defensive Formation:** Basic 50  
**Lettermen Lost/Returning:** 14/34  
**Starters Lost/Returning:** 6/16  
**1989 Record:** 5-6

Ret. Rushing Leaders		Att/Yds	Avg.	TDs	
Ritchie Thompson		134/575	4.1	4	
Toby Davis		98/436	4.2	4	
Ret. Passing Leaders		Att/Comp	Pct.	Yds	TDs/Int
Brian Chaney		211/94	.445	1,019	5/9
Adrian Wilson		45/18	.400	123	0/0
Ret. Receiving Leaders		No/Yds	Avg.	TDs	
Vic Northern		29/252	8.7	2	
Brian Brown		11/120	10.9	1	
Ret. Defensive Leaders		Tkls/Asts	Sks	Int	
Wilbert Brown		46/79	2	0	
Tony Jones		38/65	6	0	

## SERIES HISTORY

UNI Leads 4-2  
First Game: 1972 (ISU 24-14)  
Last UNI Win: 1988 (34-7)  
Last ISU Win: 1989 (32-13)  
Current Series Streak: ISU-1

## 1990 SCHEDULE

Date	Opponent
Sept. 1	Akron
Sept. 8	BALL STATE
Sept. 15	Western Kentucky
Sept. 22	MISSOURI-ROLLA
Sept. 29	EASTERN ILLINOIS
Oct. 6	Northern Iowa
Oct. 13	SOUTHERN ILLINOIS
Oct. 20	SOUTHWEST MISSOURI
Oct. 27	AUSTIN PEAY
Nov. 3	Indiana State
Nov. 10	Western Illinois

## 1989 RESULTS (5-6)

WESTERN KENTUCKY 12-17
CENTRAL STATE 10-9
East Carolina 10-56
Eastern Illinois 13-14
Southwest Missouri 7-42
Southern Illinois 21-17
INDIANA STATE 15-13
WESTERN ILLINOIS 30-6
NORTHERN IOWA 32-13
ARKANSAS STATE 12-21
Nicholls State 28-32

# WESTERN ILLINOIS

Oct. 13 7:00 p.m.  
UNI-Dome



**Location:** Macomb, IL  
**Enrollment:** 13,250  
**President:** Dr. Ralph Wagoner  
**Athletic Director:** Helen Smiley  
**Nickname:** Leathernecks  
**Colors:** Purple & Gold  
**Stadium:** Hanson Field (Natural/15,000)  
**Press Box:** 309-298-1255 or 1604  
**Conference:** Gateway Collegiate (1-5/6th)  
**SID:** Larry Heimbürger  
**Office:** 309-298-1133  
**Home:** 309-837-9134  
**FAX:** 309-298-3366  
**Head Coach:** Randy Ball (Northeast Missouri '73)  
**Phone:** 309-298-1515 (10 a.m. weekdays)  
**Career Record:** 1st year  
**WIU Record:** 1st year  
**Assistant Coaches:** Bill Wilt (Eureka College '76)-Defensive Coord./Line; Dan Martin (Denver '73)-Secondary; Robin Cooper (Illinois Wesleyan '75)-Quarterbacks; Jappy Oliver (Purdue '78)-Linebackers; Ken Huddleston (Western Illinois '86)-Receivers; Robert Anderson (Nebraska-Omaha '49)-Running Backs.  
**Offensive Formation:** Pro Set  
**Defensive Formation:** Multiple Front  
**Lettermen Lost/Returning:** 22/28  
**Starters Lost/Returning:** 12/10  
**1989 Record:** 4-7

Ret. Rushing Leaders		Att/Yds	Avg.	TDs	
Bernard Holloway		100/48	4.8	3	
Doug Romano		90/371	4.1	2	
Ret. Passing Leaders		Att/Comp	Pct.	Yds	TDs/Int
Ron Reed		149/71	.477	597	3/10
Joe Floss		6/4	.667	47	0/0
Ret. Receiving Leaders		No/Yds	Avg.	TDs	
Bernard Holloway		14/153	10.9	1	
Derek Swanson		12/94	7.8	0	
Ret. Defensive Leaders		Tkls/Asts	Sks	Int	
Thad Trump		48/48	2	0	
Joe Allen		30/41	0	1	

## SERIES HISTORY

UNI Leads 12-6  
First Game: 1967 (UNI 12-0)  
Last UNI Win: 1989 (21-10)  
Last WIU Win: 1988 (28-27)  
Current Series Streak: UNI-1

## 1990 SCHEDULE

Date	Opponent
Sept. 1	ARKANSAS-MONTICELLO
Sept. 8	Kansas State
Sept. 15	Montana State
Sept. 29	INDIANA STATE
Oct. 6	EASTERN ILLINOIS
Oct. 13	Northern Iowa
Oct. 20	PORTLAND STATE
Oct. 27	Southwest Missouri
Nov. 3	Southern Illinois
Nov. 10	ILLINOIS STATE
Nov. 17	Nevada-Reno

## 1989 RESULTS (4-7)

Arkansas-Monticello 24-10
SOUTHERN ILLINOIS 14-7
SOUTHWEST MISSOURI 24-31
Delaware State 38-24
Northern Illinois 27-34
NORTHERN IOWA 10-21
Fort Hays State 43-0
EASTERN ILLINOIS 5-31
ILLINOIS STATE 6-30
Portland State 7-14
INDIANA STATE 7-13



## INDIANA STATE

Oct. 20 1:30 p.m.  
Memorial Stadium



**Location:** Terre Haute, IN 47809

**Enrollment:** 12,005

**President:** Dr. Richard Landini

**Athletic Director:** Brian Faison

**Nickname:** Sycamores

**Colors:** Royal Blue & White

**Stadium:** Memorial Stadium (All-Pro Turf/20,500)

**Press Box:** 812-237-7656 or 7657

**Conference:** Gateway Collegiate (2-4/5th)

**SID:** Kevin Messenger

**Office:** 812-237-4160

**Home:** 812-235-4052

**FAX:** 812-237-4157

**Head Coach:** Dennis Raetz (Nebraska '68)

**Phone:** 812-237-4074 (7-9:30 a.m.)

**Career Record:** 55-56-1 (9 yrs.)

**ISU Record:** 55-56-1 (9 yrs.)

**Assistant Coaches:** Dave Magazu (Springfield College '80)-Offensive Coord./Line; Dan Ritter (Wichita State '73)-Defensive Coord./Line; Mike Calvert (Northwestern College '81)-Running Backs; Sean Payton (Eastern Illinois '87)-Quarterbacks/Receivers; Alvin Reynolds (Indiana State '82)-Secondary; Mark Smith (Purdue '79)-Linebackers.

**Offensive Formation:** Pro-Set

**Defensive Formation:** Multiple

**Lettermen Lost/Returning:** 17/25

**Starters Lost/Returning:** 9/14

**1989 Record:** 4-7

<b>Ret. Rushing Leaders</b>		<b>Att/Yds</b>	<b>Avg.</b>	<b>TDs</b>
Shawn Young		206/847	4.1	7
Derrick Franklin		108/425	3.9	4
<b>Ret. Passing Leaders</b>	<b>Att/Comp</b>	<b>Pct.</b>	<b>Yds</b>	<b>TDs/Int</b>
John Stites	1/1	1.000	11	0/0
<b>Ret. Receiving Leaders</b>		<b>No/Yds</b>	<b>Avg.</b>	<b>TDs</b>
Shawn Young		10/46	4.6	0
Charles Swann		16/258	16.1	2
<b>Ret. Defensive Leaders</b>		<b>Tkls/Asts</b>	<b>Sks/Yds</b>	<b>Int</b>
Eric Christensen		44/70	1/2	2
Jeff Propst		50/54	1/4	1

### SERIES HISTORY

UNI Leads 4-2

Last Game: 1989 (UNI-24-21)

Last UNI Win: 1989 (24-21)

Last ISU Win: 1988 (24-6)

Current Series Streak: UNI-1

### 1990 SCHEDULE

Date	Opponent
Sept. 1	CENTRAL MISSOURI
Sept. 8	Southern Illinois
Sept. 15	SOUTHWEST MISSOURI
Sept. 22	Purdue
Sept. 29	Western Illinois
Oct. 6	MURRAY STATE
Oct. 13	Eastern Illinois
Oct. 20	NORTHERN IOWA
Oct. 25	Ball State
Nov. 3	ILLINOIS STATE
Nov. 10	Western Kentucky

### 1989 RESULTS (4-7)

CENTRAL MISSOURI 21-15
Southwest Missouri 10-31
AUSTIN PEAY 42-15
Eastern Illinois 7-21
Minnesota 14-34
YOUNGSTOWN STATE 19-20
NORTHERN IOWA 21-24
Illinois State 13-15
(n)Ball State 27-34
SOUTHERN ILLINOIS 35-24
Western Illinois 13-7

## EASTERN ILLINOIS

Oct. 27 1:30 p.m.  
O'Brien Stadium



**Location:** Charleston, IL 61920

**Enrollment:** 10,200

**President:** Dr. Stanley Rives

**Athletic Director:** Mike Ryan

**Nickname:** Panthers

**Colors:** Blue & Gray

**Stadium:** O'Brien (Natural/10,000)

**Press Box:** 217-581-5032

**Conference:** Gateway Collegiate (4-2/T2nd)

**SID:** David Kidwell

**Office:** 217-581-6408

**Home:** 217-345-4166

**FAX:** 217-581-6434

**Head Coach:** Bob Spoo (Purdue '60)

**Phone:** 217-581-5031 (11 a.m.)

**Career Record:** 19-16 (3 yrs.)

**EIU Record:** 19-16 (3 yrs.)

**Assistant Coaches:** John Smith (Wisconsin '74)-Asst. Head Coach/Defensive Coord./Secondary; Roy Wittke (Wisconsin-Eau Claire '82)-Offensive Coord./Quarterbacks/Receivers; Michael Garrison (Nebraska-Omaha '84)-Running Backs; Bill Legg (West Virginia '85)-Offensive Line; Randy Melvin (Eastern Illinois '80)-Defensive Line; Brock Spack (Purdue '84)-Linebackers.

**Offensive Formation:** I

**Defensive Formation:** 4-2

**Lettermen Lost/Returning:** 15/30

**Starters Lost/Returning:** 9/13

**1989 Record:** 9-4

<b>Ret. Rushing Leaders</b>		<b>Att/Yds</b>	<b>Avg.</b>	<b>TDs</b>
Jamie Jones		237/887	3.7	5
Edson Castillo		63/259	4.1	2
<b>Ret. Passing Leaders</b>	<b>Att/Comp</b>	<b>Pct.</b>	<b>Yds</b>	<b>TDs/Int</b>
Quinn Steiner	3/3	1.000	33	0/0
<b>Ret. Receiving Leaders</b>		<b>No/Yds</b>	<b>Avg.</b>	<b>TDs</b>
Jason Cook		37/730	19.7	7
Tim Moore		35/302	8.6	2
<b>Ret. Defensive Leaders</b>		<b>Tkls/Asts</b>	<b>Sks/Yds</b>	<b>Int</b>
Tim Lance		120/66	3/0	6
Rod Heard		50/33	0/0	2

### SERIES HISTORY

UNI Leads 8-5-1

First Game: 1975 (UNI 14-8)

Last UNI Win: 1989 (31-28)

Last EIU Win: 1986 (31-30)

Current Series Streak: UNI-3

### 1990 SCHEDULE

Date	Opponent
Sept. 1	Northern Illinois
Sept. 8	Northwestern Louisiana
Sept. 15	MCNEESE STATE
Sept. 22	Murray State
Sept. 29	Illinois State
Oct. 6	Western Illinois
Oct. 13	INDIANA STATE
Oct. 20	SOUTHERN ILLINOIS
Oct. 27	NORTHERN IOWA
Nov. 3	WESTERN KENTUCKY
Nov. 10	Southwest Missouri

### 1989 RESULTS (9-4)

Austin Peay 36-0
NORTHWESTERN LOUISIANA 20-10
Southern Illinois 17-20
INDIANA STATE 21-7
ILLINOIS STATE 14-13
Liberty 7-9
AKRON 21-17
WESTERN ILLINOIS 31-5
Northern Iowa 28-31
SOUTHWEST MISSOURI 16-15
Western Kentucky 10-7
Idaho 38-21



# SOUTHWEST MISSOURI STATE

Nov. 3 7:00 p.m.  
UNI-Dome



Location: Springfield, MO 65804-0095

Enrollment: 19,377

President: Dr. Marshall Gordon

Athletic Director: Bill Rowe

Nickname: Bears

Colors: Maroon & White

Stadium: Briggs Stadium (OmniTurf/9,000)

Press Box: 417-836-5976

Conference: Gateway Collegiate (5-1/1st)

SID: Mark Stillwell

Office: 417-836-5402

Home: 417-883-5452

FAX: 417-836-4868

Head Coach: Jesse Branch (Arkansas '64)

Phone: 417-836-5343 (1-2:30 p.m.)

Career Record: 23-21 (4 yrs.)

SMSU Record: 23-21 (4 yrs.)

Assistant Coaches: Dave Wommack (Missouri Southern '78)-Defensive Coord./Inside Linebackers; Mitch Ware (Southwest Missouri State '80)-Quarterbacks/Fullbacks; Mike Vaught (Arkansas Tech '83)-Receivers; Kim Dameron (Arkansas '83)-Secondary; Ozzie Riley (Central Arkansas '82)-Defensive Line; John Bond (Arkansas '85)-Running Backs; Rick Nelson (Northern Iowa '84)-Offensive Line.

Offensive Formation: Flexbone

Defensive Formation: Multiple

Lettermen Lost/Returning: 22/45

Starters Lost/Returning: 12/10

1989 Record: 10-3

Ret. Rushing Leaders		Att/Yds	Avg.	TDs
DeAndre Smith		07/909	4.4	15
Eric Jenkins		120/616	5.1	3
Ret. Passing Leaders	Att/Comp	Pct.	Yds	TDs/Int
DeAndre Smith	181/105	.580	1,621	7/5
Paul Carney	31/17	.548	197	1/0
Ret. Receiving Leaders		No/Yds	Avg.	TDs
Doug Adams		9/278	30.9	2
Rodney McConico		9/179	19.9	1
Ret. Defensive Leaders		Tkls/Asts	Sks/Yds	Int
Bill Walter		36/81	13/64	0
Michael Fox		21/53	16/86	0

## SERIES HISTORY

UNI Leads 7-3

First Game: 1980 (UNI 41-0)

Last UNI Win: 1987 (17-13)

Last SMSU Win: 1989 (37-22)

Current Series Streak: SMSU-2

## 1990 SCHEDULE

Date	Opponent
Sept. 1	Nevada-Las Vegas
Sept. 8	Tulsa
Sept. 15	Indiana State
Sept. 22	AUSTIN PEAY
Sept. 29	WASHBURN
Oct. 6	SOUTHERN ILLINOIS
Oct. 13	Alcorn State
Oct. 20	Illinois State
Oct. 27	WESTERN ILLINOIS
Nov. 3	Northern Iowa
Nov. 10	EASTERN ILLINOIS

## 1989 RESULTS (10-3)

Northwestern (LA) State 20-10
Indiana State 31-10
Western Illinois 31-24
Austin Peay 41-3
Northern Iowa 37-22
Illinois State 42-7
Western Kentucky 33-42
Southern Illinois 31-25
Alcorn State 59-10
Eastern Illinois 15-16
Liberty University 31-20
Maine 38-35
Stephen F. Austin 25-55

# CLARION UNIVERSITY

Nov. 10 7:00 p.m.  
UNI-Dome



Location: Clarion, PA 16214

Enrollment: 6,600

President: Dr. Diane Reinhard

Athletic Director: Frank Lignelli

Nickname: Golden Eagles

Colors: Blue & Gold

Stadium: Memorial (Natural/5,000)

Press Box: 814-226-2334

Conference: Pennsylvania State-West (3-3/3rd)

SID: Richard Herman

Office: 814-226-2334

Home: 814-226-6766

FAX: 814-226-2082

Head Coach: Gene Sobolewski (Pittsburgh '64)

Phone: 814-226-2258

Career Record: 42-29 (7 yrs.)

CU Record: 42-29 (7 yrs.)

Assistant Coaches: Tim Karrs (North Carolina '69)-Offensive Coord./Quarterbacks; Tim Laurito (St. Francis '77)-Defensive Coord./Secondary; Michael Matta-Inside Linebackers; Dave Katis -Receivers; Frank Leaks-Defensive Line; John Reish-Offensive Line; Shawn Morton-Tight Ends; Mike Barry-Outside Linebackers.

Offensive Formation: Pro-Set

Defensive Formation: 5-2

Lettermen Lost/Returning: 15/31

Starters Lost/Returning: 9/13

1989 Record: 3-7

Ret. Rushing Leaders		Att/Yds	Avg.	TDs	
Aaron Spears		92/453	4.9	1	
Brad Kline		50/192	3.8	2	
Ret. Passing Leaders		Att/Comp	Pct.	Yds	TDs/Int
Mike Carter		288/143	49.7	2,062	15/9
Ret. Receiving Leaders		No/Yds	Avg.	TDs	
Brendan Nair		14/279	19.9	5	
Art Walker		14/210	15.0	1	
Ret. Defensive Leaders		Tkls/Asts	Sks	Int	
Doug Caruso		64/63	4	0	
Bo Hamlett		60/57	3	0	

## SERIES HISTORY

First Meeting

## 1990 SCHEDULE

Date	Opponent
Sept. 8	Fairmont State
Sept. 15	NEW HAVEN
Sept. 22	INDIANA (PA)
Sept. 29	Edinboro
Oct. 6	Kutztown
Oct. 13	LOCK HAVEN
Oct. 20	Shippensburg
Oct. 27	CALIFORNIA (PA)
Nov. 3	Slippery Rock
Nov. 10	Northern Iowa

## 1989 RESULTS (3-7)

AMERICAN INTERNATIONAL 28-36
FAIRMONT STATE 38-51
Ferris State 35-41
SLIPPERY ROCK 10-16
Indiana (PA) 7-54
EDINBORO 7-12
West Chester 32-42
Lock Haven 16-10
SHIPPENSBURG 21-7
California (PA) 43-25



# NORTHERN ARIZONA

Nov. 17 7:00 p.m.

UNI-Dome



Location: Flagstaff, AZ 86011

Enrollment: 16,850

President: Dr. Eugene Hughes

Athletic Director: Tom Jurich

Nickname: Lumberjacks

Colors: Blue & Gold

Stadium: Walkup Skydome (Artificial/15,300)

Press Box: 602-523-7727 or 7728

Conference: Big Sky (2-6/7th)

SID: Wylie Smith

Office: 602-523-6791

Home: 602-774-9037

FAX: 602-523-6973

Head Coach: Steve Axman (C.W. Post '69)

Phone: 602-523-5641

Career Record: 0-0

NAU Record: 0-0

Assistant Coaches: Larry Kerr (San Jose State '75)-Defensive Coord.; Bob Lopez (Illinois State '77)-Running Backs; Charlie Dickey (Arizona '85)-Offensive Line; John Skladany (Central Connecticut State '76)-Defensive Line; Dino Babers (Hawaii '84)-Secondary; Karl Dorrell (UCLA '86)-Receivers.

Offensive Formation: Pro-Set

Defensive Formation: Multiple

Lettermen Lost/Returning: 31/25

Starters Lost/Returning: 10/12

1989 Record: 3-8

## Ret. Rushing Leaders

Anthony Simmons

Todd Evangelist

Att/Yds

31/93

6/27

Avg.

3.0

4.5

TDs

2

0

## Ret. Passing Leaders

Brad Scott

Att/Comp

1/1

Pct.

1.000

Yds

25

TDs/Int

0/0

## Ret. Receiving Leaders

Julian Howard

Lamont Shedrick

No/Yds

31/615

19/179

Avg.

19.8

9.4

TDs

3

1

## Ret. Defensive Leaders

Mike Sanfratello

Darrin Jackson

Tkls/Asts

47/34

42/26

Sks

4

0

Int

1

3

## SERIES HISTORY

NAU Leads 1-0

First Game: 1988 (NAU 25-12)

## 1990 SCHEDULE

Date	Opponent
Sept. 1	CALIFORNIA STATE-NORTHBRIDGE
Sept. 8	Nevada
Sept. 22	EASTERN WASHINGTON
Sept. 29	IDAHO STATE
Oct. 6	Montana State
Oct. 13	BOISE STATE
Oct. 20	Montana
Oct. 27	NICHOLLS STATE
Nov. 3	Idaho
Nov. 10	WEBER STATE
Nov. 17	Northern Iowa

## 1989 RESULTS (3-8)

ABILENE CHRISTIAN	42-13
WESTERN NEW MEXICO	17-21
Weber State	20-17
Eastern Washington	14-20
IDAHO	31-41
Boise State	14-21
MONTANA	14-38
Idaho State	20-24
Akron	7-52
MONTANA STATE	35-31
Nevada	45-52

# ALL-TIME PANTHER RECORDS AGAINST 1990 OPPONENTS

## Southern Illinois

(3-5-0, .375)

1965.....L	16-23
1966.....L	7-30
1983.....L	9-52
1984.....L	10-40
1986.....L	24-27
1987.....W	20-3
1988.....W	24-21
1989.....W	38-14

1981.....L	14-21
1982.....W	21-9
1983.....W	32-26
1984.....W	30-17
1985.....W	48-14
1986.....W	32-30
1987.....W	52-7
1988.....L	27-28
1989.....W	21-10

## Iowa State

(1-12-3, .156)

1899.....T	0-0
1900.....W	5-0
1901.....T	0-0
1902.....L	0-52
1904.....L	0-17
1905.....L	0-29
1916.....L	0-12
1936.....T	0-0
1937.....L	12-14
1945.....L	13-48
1946.....L	18-20
1947.....L	14-31
1948.....L	7-27
1950.....L	8-26
1987.....L	38-39
1988.....L	17-20

## Indiana State

(4-2-0, .667)

1983.....L	0-26
1985.....W	24-7
1986.....W	45-10
1987.....W	38-14
1988.....L	6-24
1989.....W	24-21

## Eastern Illinois

(8-5-1, .607)

1975.....W	14-8
1977.....W	31-21
1978.....L	22-38
1979.....W	10-7
1980.....L	9-14
1981.....W	38-17
1982.....T	10-10
1983.....L	0-13
1984.....L	17-27
1985.....W	21-20
1986.....L	30-31
1987.....W	19-17
1988.....W	17-15
1989.....W	31-28

## Oklahoma State

(First Meeting)

## Idaho State

(First Meeting)

## Illinois State

(4-2-0, .667)

1972.....L	14-24
1985.....W	15-3
1986.....W	22-13
1987.....W	48-17
1988.....W	34-7
1989.....L	13-32

## Southwest Missouri State

(7-3-0, .700)

1980.....W	41-0
1981.....W	21-17
1982.....W	10-0
1983.....L	13-35
1984.....W	24-10
1985.....W	38-17
1986.....W	45-3
1987.....W	17-13
1988.....L	9-26
1989.....L	22-37

## Western Illinois

(12-6-0, .667)

1967.....W	12-0
1968.....W	33-6
1969.....L	14-23
1970.....L	7-29
1973.....W	20-14
1974.....L	14-40
1978.....L	7-21
1979.....W	38-25
1980.....W	35-28

## Clarion University

(First Meeting)

## Northern Arizona

(0-1-0, .000)

1988.....L	12-25
------------	-------



# 1989 SEASON RECAP

## GAME 1 - Sept. 2 at UNI-Dome, Cedar Falls, IA Att: 6,827

Mankato State	0	0	12	7	22
NORTHERN IOWA	0	11	0	3	14
	MSU	UNI			
First Downs	10	16			
Rushes/Yds	45/138	36/68			
Passing Yds	28	182			
Total Yds	166	250			
Passing (Comp/Att/Int)	4/14/1	17/35/4			
Punts/Avg	7/41.8	7/44.7			
Fumbles/Lost	1/1	0/0			
Penalties/Yds	12/95	9/75			

### Scoring Summary

MSU—Matt Holden 27-yd FG 1st Q 2:39  
 UNI—Mike Schulte 28-yd pass from Ken Macklin (Milo Popovic runs) 2nd Q 13:06  
 UNI—Brian Mitchell 40-yd FG 2nd Q 1:13  
 MSU—Mike Ritacco 29-yd interception return (Run fails) 3rd Q 11:19  
 MSU—George Brown 90-yd interception return (Pass fails) 3rd Q 3:23  
 UNI—Mitchell 31-yd field goal 4th Q 6:35  
 MSU—Wesley Winfield 96-yd kickoff return (Holden kicks) 4th Q 6:21

## GAME 2 - Sept. 16 at KSU Stadium, Manhattan, KS Att: 28,275

NORTHERN IOWA	0	0	10	0	10
Kansas State	0	0	0	0	8
	UNI	KSU			
First Downs	10	15			
Rushes/Yds	44/144	36/77			
Passing Yds	76	173			
Total Yds	188	198			
Passing (Comp/Att/Int)	7/14/0	13/27/0			
Punts/Avg	10/40.5	7/44.0			
Fumbles/Lost	3/0	5/2			
Penalties/Yds	6/55	5/55			

### Scoring Summary

UNI—Greg Wallace 37-yd pass from Ken Macklin (Brian Mitchell kicks) 3rd Q 11:35  
 UNI—Mitchell 39-yd FG 3rd Q 1:03  
 KSU—Hernandez 15-yd pass from Chris Cobb (Jones pass from Cobb) 4th Q 5:55

## GAME 3 - Sept. 23 at UNI-Dome, Cedar Falls, IA Att: 13,167

Fort Hays State	0	6	0	9	15
NORTHERN IOWA	21	8	7	7	43
	FHS	UNI			
First Downs	18	20			
Rushes/Yds	50/188	30/99			
Passing Yds	94	325			
Total Yds	282	424			
Passing (Comp/Att/Int)	12/32/3	19/36/0			
Punts/Avg	6/34.6	6/37.8			
Fumbles/Lost	3/2	3/3			
Penalties/Yds	10/79	13/110			

### Scoring Summary

UNI—Mike Schulte 16-yd pass from Ken Macklin (Brian Mitchell kicks) 1st Q 12:06  
 UNI—Kenny Shedd 67-yd pass from Macklin (Mitchell kicks) 1st Q 3:49  
 UNI—Milo Popovic 25-yd pass from Macklin (Mitchell kicks) 1st Q 1:57  
 FHS—Jeff Sinegal 5-yd run (Mike McCall kick fails) 2nd Q 5:23  
 UNI—Popovic 26-yd pass from Macklin (Darrin Eilander pass from Popovic) 2nd Q 3:38  
 UNI—Schulte 1-yd run (Mitchell kicks) 3rd Q 5:24  
 FHS—Roy Miller 46-yd FG 4th Q 14:02  
 UNI—Troy Green 20-yd pass from Jay Johnson (Mitchell kicks) 4th Q 5:33  
 FHS—Tyrone Tracy 19-yd pass from Milton McGriss (Pass fails) 4th Q 2:27

## GAME 4 - Sept. 30 at Briggs Stadium, Springfield, MO Att: 7,512

NORTHERN IOWA	0	7	0	15	22
Southwest Missouri	7	14	7	9	37
	UNI	SMU			
First Downs	23	23			
Rushes/Yds	39/89	66/365			
Passing Yds	266	53			
Total Yds	355	418			
Passing (Comp/Att/Int)	16/29/2	3/9/1			
Punts/Avg	5/30.8	5/33.0			
Fumbles/Lost	3/2	0/0			
Penalties/Yds	8/58	10/112			

### Scoring Summary

SMU—Marcus Shipp 73-yd interception return (Chris Potthast kicks) 1st Q 10:09  
 SMU—Tony Gilbert 29-yd pass from DeAndre Smith (Potthast kicks) 2nd Q 13:16  
 SMU—Bill Walter 17-yd fumble recovery return (Potthast kicks) 2nd Q 7:20

UNI—Darrin Eilander 2-yd run (Brian Mitchell kicks) 2nd Q 1:01  
 SMU—Gilbert 2-yd run (Potthast kicks) 3rd Q 1:45  
 UNI—Milo Popovic 26-yd pass from Ken Macklin (Mitchell kicks) 4th Q 14:20  
 SMU—Smith 11-yd run (Potthast kicks) 4th Q 10:05  
 SMU—Safety (punter tackled on blocked punt) 4th Q 8:26  
 UNI—Popovic 9-yd pass from Macklin (Rory Feddersen pass from Macklin) 4th Q 2:29

## GAME 5 - Oct. 7 at Hanson Field, Macomb, IL Att: 9,121

NORTHERN IOWA	7	7	0	7	21
Western Illinois	3	7	0	0	10
	UNI	WIU			
First Downs	10	18			
Rushes/Yds	47/123	41/44			
Passing Yds	56	312			
Total Yds	179	356			
Passing (Comp/Att/Int)	5/17/0	18/38/1			
Punts/Avg	9/30.1	6/34.7			
Fumbles/Lost	3/2	4/2			
Penalties/Yds	10/67	7/60			

### Scoring Summary

WIU—Layne Bennett 36-yd FG 1st Q 11:50  
 UNI—Darrin Eilander 1-yd run (Brian Mitchell kicks) 1st Q 5:51  
 UNI—Chris Klieman 98-yd interception return (Mitchell kicks) 2nd Q 10:20  
 WIU—Pablo Luis 7-yd pass from Gene Benhart (Bennett kicks) 2nd Q 3:34  
 UNI—Steve Hougom 58-yd run (Mitchell kicks) 4th Q 4:05

## GAME 6 - Oct. 14 at Memorial Stadium, Terre Haute, IN Att: 8,129

NORTHERN IOWA	0	7	0	17	24
Indiana State	14	0	0	7	21
	UNI	ISU			
First Downs	16	16			
Rushes/Yds	47/103	26/39			
Passing Yds	305	279			
Total Yds	408	318			
Passing (Comp/Att/Int)	24/36/1	20/38/3			
Punts/Avg	8/36.6	7/45.4			
Fumbles/Lost	1/1	1/0			
Penalties/Yds	4/48	7/62			

### Scoring Summary

ISU—Charles Swann 26-yd pass from John Sahm (Rob Hufty kicks) 1st Q 12:37  
 ISU—Swann 74-yd pass from Sahm (Hufty kicks) 1st Q 2:40  
 UNI—Ken Macklin 1-yd run (Brian Mitchell kicks) 2nd Q 3:34  
 UNI—Kenny Shedd 30-yd pass from Macklin (Mitchell kicks) 4th Q 12:41  
 UNI—Steve Hougom 23-yd run (Mitchell kicks) 4th Q 10:47  
 ISU—Charles Orlando 37-yd punt return (blocked punt by Scott Foster) (Hufty kicks) 4th Q 4:31  
 UNI—Mitchell 45-yd FG 4th Q 0:06

## GAME 7 - Oct. 21 at UNI-Dome, Cedar Falls, IA Att: 10,614

Ferris State	3	0	0	0	3
NORTHERN IOWA	3	3	19	14	39
	FSU	UNI			
First Downs	5	23			
Rushes/Yds	29/17	55/194			
Passing Yds	70	194			
Total Yds	87	388			
Passing (Comp/Att/Int)	8/26/3	15/27/2			
Punts/Avg	8/41.8	2/35.0			
Fumbles/Lost	0/0	2/2			
Penalties/Yds	5/43	4/35			

### Scoring Summary

UNI—Brian Mitchell 42-yd FG 1st Q 11:40  
 FSU—Tony Svaluto 21-yd FG 1st Q 6:13  
 UNI—Mitchell 38-yd FG 2nd Q 1:18  
 UNI—Mitchell 33-yd FG 3rd Q 12:10  
 UNI—Milo Popovic 38-yd pass from Ken Macklin (Macklin pass fails) 3rd Q 10:37  
 UNI—Darrin Eilander 6-yd run (Mitchell kicks) 3rd Q 4:17  
 UNI—Mitchell 29-yd FG 3rd Q 0:08  
 UNI—Popovic 4-yd pass from Jay Johnson (Mitchell kicks) 4th Q 11:12  
 UNI—Mike Schulte 1-yd run (Mitchell kicks) 4th Q 7:58

## GAME 8 - Oct. 28 at UNI-Dome, Cedar Falls, IA Att: 9,128

NORTHERN IOWA	7	7	14	0	28
Eastern Illinois	0	11	5	15	31
	EIU	UNI			
First Downs	19	14			
Rushes/Yds	37/138	42/115			
Passing Yds	231	166			
Total Yds	369	281			
Passing (Comp/Att/Int)	23/39/4	13/26/1			
Punts/Avg	6/31.1	7/43.5			
Fumbles/Lost	1/1	2/2			
Penalties/Yds	2/20	6/66			

### Scoring Summary

EIU—Jamie Jones 8-yd pass from Eric Arnold (Ray D'Alesio kicks) 1st Q 8:11  
 UNI—Brian Mitchell 40-yd FG 2nd Q 9:46  
 EIU—Terrence Hickman 10-yd pass from Arnold (D'Alesio kicks) 2nd Q 6:40

UNI—Darrin Eilander 19-yd run (Milo Popovic runs) 2nd Q 1:03  
 EIU—Jamie Jones 49-yd run (D'Alesio kicks) 3rd Q 12:38  
 UNI—Safety (bad snap on punt) 3rd Q 9:50  
 UNI—Mitchell 47-yd FG 3rd Q 6:13  
 EIU—Broc Montgomery 1-yd run (D'Alesio kicks) 3rd Q 1:56  
 UNI—Popovic 32-yd pass from Ken Macklin (Mitchell kicks) 4th Q 11:12  
 UNI—Willie Beamon 81-yd interception return (Mike Schulte runs) 4th Q 4:52

## GAME 9 - Nov. 4 at Hancock Stadium, Normal, IL Att: 7,295

NORTHERN IOWA	0	3	3	7	13
Illinois State	7	14	0	11	32
	UNI	ISU			
First Downs	12	16			
Rushes/Yds	30/7	60/247			
Passing Yds	123	40			
Total Yds	130	287			
Passing (Comp/Att/Int)	14/30/4	6/10/0			
Punts/Avg	5/36.6	7/35.6			
Fumbles/Lost	2/1	3/0			
Penalties/Yds	5/48	8/80			

### Scoring Summary

ISU—Vic Northern 16-yd pass from Brian Chaney (Rick Seitz kicks) 1st Q 7:15  
 ISU—Northern 13-yd pass from Pat Williams (from blocked FG) (Seitz kicks) 2nd Q 8:40  
 ISU—Scott Underwood 47-yd interception return (Seitz kicks) 2nd Q 5:57  
 UNI—Brian Mitchell 31-yd FG 2nd Q 2:23  
 UNI—Mitchell 40-yd FG 3rd Q 9:30  
 ISU—Safety (Tony Jones sacks Ken Macklin in endzone) 4th Q 10:04  
 UNI—Milo Popovic 89-yd punt return (Mitchell kicks) 4th Q 6:37  
 ISU—Ritchie Thompson 44-yd run (Run fails) 4th Q 6:26  
 ISU—Seitz 37-yd FG 4th Q 1:26

## GAME 10 - Nov. 11 at UNI-Dome, Cedar Falls, IA Att: 7,827

Southern Illinois	0	14	0	0	14
NORTHERN IOWA	14	10	0	14	38
	SIU	UNI			
First Downs	18	17			
Rushes/Yds	39/158	46/132			
Passing Yds	159	155			
Total Yds	317	287			
Passing (Comp/Att/Int)	14/37/4	9/21/1			
Punts/Avg	7/42.0	6/33.3			
Fumbles/Lost	3/1	2/1			
Penalties/Yds	8/84	9/96			

### Scoring Summary

UNI—Ken Macklin 1-yd run (Brian Mitchell kicks) 1st Q 6:08  
 UNI—Milo Popovic 57-yd pass from Macklin (Mitchell kicks) 1st Q 3:19  
 UNI—Mitchell 48-yd FG 2nd Q 8:12  
 SIU—Rob Derricotte 6-yd pass from Brandon Prenger (Steve Wedemeier kicks) 2nd Q 4:23  
 UNI—Matt Brinkman 20-yd interception return (Mitchell kicks) 2nd Q 3:08  
 SIU—John Roots 2-yd pass from Prenger (Wedemeier kicks) 2nd Q 1:12  
 UNI—Willie Beamon 48-yd interception return (Mitchell kicks) 4th Q 9:55  
 UNI—Popovic 45-yd punt return (Mitchell kicks) 4th Q 7:38

## GAME 11 - Nov. 18 at UNI-Dome, Cedar Falls, IA Att: 8,426

Eastern Washington	0	7	0	14	21
NORTHERN IOWA	3	28	16	0	47
	EWU	UNI			
First Downs	16	22			
Rushes/Yds	31/214	56/217			
Passing Yds	204	315			
Total Yds	418	532			
Passing (Comp/Att/Int)	16/34/2	12/26/2			
Punts/Avg	5/39.0	6/34.8			
Fumbles/Lost	6/4	2/0			
Penalties/Yds	6/65	4/43			

### Scoring Summary

UNI—Brian Mitchell 29-yd FG 1st Q 4:24  
 UNI—Greg Wallace 1-yd pass from Ken Macklin (Mitchell kicks) 2nd Q 13:34  
 UNI—Steve Hougom 10-yd run (Mitchell kicks) 2nd Q 12:23  
 UNI—Hougom 2-yd run (Mitchell kicks) 2nd Q 5:49  
 UNI—Mike Schulte 3-yd run (Mitchell kicks) 2nd Q 3:02  
 EWU—Tom Owens 7-yd pass from Mark Tenneson (Jason Cromer) 2nd Q 2:41  
 UNI—Kenny Shedd 66-yd pass from Macklin (Mitchell kicks) 3rd Q 11:20  
 UNI—Safety (Corr downs kickoff in endzone) 3rd Q 11:18  
 UNI—Milo Popovic 61-yd pass from Macklin (Mitchell kicks) 3rd Q 2:29  
 EWU—Kenny Thompson 1-yd run (Cromer kicks) 4th Q 12:04  
 EWU—Jamie Buenzil 15-yd pass from Tenneson (Cromer kicks) 4th Q 0:08



FINAL 1989 STATISTICS

SCORE BY QUARTERS		1ST	AVG.	2ND	AVG.	HALF AVG.	3RD	AVG.	4TH	AVG.	HALF AVG.	S.D.	TOTAL	GAME AVG.								
UNI		48	4.4	95	8.6	13.0	60	5.5	99	9.0	14.5	0	302	27.5								
Opponent Totals		44	4.0	69	6.3	10.3	33	3.0	65	5.9	8.9	0	211	19.2								
TEAM STATISTICS CATEGORY		Northern Iowa				OPPONENT TOTALS		TEAM STATISTICS CATEGORY		Northern Iowa				OPPONENT TOTALS								
First Downs (Rush-Pass-Penalty)		81 + 87 + 15 = 183				89 + 71 + 14 = 174		Punt Returns/Punt Return Yards		43/565				28/203								
Rushing Attempts		471				457		Average Yardage Per Punt Return		13.1				7.3								
Rushing Yards Gained		1744				1984		Punt Returns Per Game		3.9				2.6								
Rushing Yards Lost		485				385		Interception Returns/ Interception Return Yards		23/356				19/441								
NET RUSHING YARDAGE		1259				1599		Average Yardage Per Interception Return		15.5				23.2								
Yards Per Rush		2.7				3.5		Average Interceptions Per Game		2.1				1.7								
Rushing Yards Per Game		114.5				145.4		Punts/Total Punt Yardage		72/2630				71/2759								
Passes Attempted		297				304		Average Yards Per Punt		36.5				38.9								
Passes Completed		151				137		Average Number of Punts Per Game		6.6				6.5								
Passes Had Intercepted		17				22		Fumbles/Fumbles Lost		23/14				27/13								
Pass Completion Percentage		.508				.451		Penalties/Yards Penalized		78/701				80/755								
NET YARDS PASSING		2163				1643		Average Yards Per Penalty		9.0				9.0								
Yards Per Pass Attempt		7.3				5.4		Penalties Per Game/Yards Penalized Per Game		7.1/63.7				7.3/68.6								
Yards Per Pass Completion		14.3				12.0		2 Point Safety/1 Point Safety		2/0				2/0								
Passing Yards Per Game		196.6				149.4		3rd Down Conversions Attempt/Made		168/57				170/52								
Total Plays		768				761		3rd Down Conversions Percentage		.339				.306								
Total Plays Per Game		69.8				69.2		Time of Possession		5:41:43				5:18:7								
TOTAL NET YARDS		3422				3242																
Yards Gained Per Play		4.5				4.3																
Yards Gained Per Game		311.1				294.7																
Kickoff Returns/ Kickoff Return Yards		43/877				57/1092																
Average Yardage Per Kickoff Return		20.4				19.2																
Kickoff Returns Per Game		3.9				5.2																
INTERCEPTIONS		G	INTCPTS	YDS	YDS/RETURN	INTCPTS/GAME	TDS	LONG														
Chris Klieman	11	6	98	16.3	.6	1	98		Duane Petersen	11	1	0	.0	.1	0	0						
Willie Beaman	11	5	158	31.6	.5	2	81		Pat Day	11	1	11	11.0	.1	0	11						
Mark Hein	11	3	21	7.0	.3	0	19		Rob McComas	9	1	5	5.0	.1	0	5						
Bryce Paup	11	2	18	9.0	.2	0	18		Tim Peterson	11	1	19	19.0	.1	0	19						
Matt Brinkman	11	2	26	13.0	.2	1	20		UNI	11	23	356	15.5	2.1	4	--						
Kevin Anderson	9	1	0	.0	.1	0	0		Opponent Totals	11	19	441	23.2	1.7	5	--						
PUNTING		G	PNTS	YDS	YDS/PNT	PNTS/GAME	INSIDE OPP 20	BLKD	1-19	/-----DISTANCE-----/		20-29	30-39	40-49	50-59	60-69	>70	LONG				
Dan Rush	11	69	2615	37.9	6.3	25	25	0	1	7	34	19	8	0	0	0	0	59				
Team	7	3	15	5.0	.4	0	0	0	1	0	0	0	0	0	0	0	0	15				
UNI	11	72	2630	36.5	6.6	25	25	0	2	7	34	19	?	0	0	0	--					
Opponent Totals	11	71	2759	38.9	6.5	21	21	1	1	10	25	27	7	0	0	0	--					
PUNT RETURNS		G	RETURNS		YDS	YDS/RETURN	YDS/GAMES		RETURNS/GAME		TDS	LONG RET										
Milo Popovic	11	38		525	13.8	47.7	3.5		2		89											
Chris Klieman	11	2		17	8.5	1.6	.2		0		14											
Willie Beaman	11	1		10	10.0	.9	.1		0		10											
Duane Petersen	11	1		0	.0	.0	.1		0		0											
Kenny Shedd	11	1		13	13.0	1.2	.1		0		13											
UNI	11	43		565	13.1	51.4	3.9		2		--											
Opponent Totals	11	28		203	7.3	18.5	2.6		1		--											
KICKOFF RETURNS		G	RETURNS		YDS	YDS/RETURN	YDS/GAME		RETURNS/GAME		TDS	LONG RET										
Milo Popovic	11	28		604	21.6	54.9	2.6		0		48											
Kevin Anderson	9	9		194	21.6	21.6	1.0		0		36											
Kenny Shedd	11	3		60	20.0	5.5	.3		0		29											
Greg Wallace	11	1		14	14.0	1.3	.1		0		14											
Peter Burns	11	1		4	4.0	.4	.1		0		4											
Troy Green	11	1		1	1.0	.1	.1		0		1											
UNI	11	43		877	20.4	79.7	3.9		0		--											
Opponent Totals	11	57		1092	19.2	99.3	5.2		1		--											
FIELD GOALS		G	1-19 YARDS		20-29 YARDS		30-39 YARDS		40-49 YARDS		OVER 50		/---TOTAL---/		BLK	FG/G	LONG					
Brian Mitchell	11	0	0	1.00	2	2	1.00	8	5	.63	8	7	.88	1	0	.00	19	14	.74	0	1.3	48
Tracy Tenpenny	9	0	0	.00	0	0	.00	0	0	.00	0	0	.00	1	0	.00	0	0	.00	0	.0	0
UNI	11	0	0	.00	2	2	1.00	8	5	.63	8	7	.88	2	0	.00	20	14	.70	0	1.3	---
Opponent Totals	11	0	0	.00	4	2	.50	8	2	.25	2	1	.50	1	0	.00	15	5	.33	3	.5	---
POINT AFTER CONVERSIONS		G	KICKING		PCT	CONSECUTIVE KICKS		BLKD	RUSHING		PCT	PASS RECEIVING		TOTAL	PCT	TOTAL	PCT	TOTAL				
Brian Mitchell	11	30	30	1.00	6	0	0	0	0	0	.00	0	0	.00	30	30	1.00	30				
Milo Popovic	11	0	0	.00	0	0	0	2	2	1.00	1	0	.00	3	2	.67	4					
Rory Feddersen	11	0	0	.00	0	0	0	0	0	.00	1	1	1.00	1	1	1.00	2					
Mike Schulte	11	0	0	.00	0	0	0	1	1	1.00	0	0	.00	1	1	1.00	2					
Darrin Eilander	10	0	0	.00	0	0	0	0	0	.00	1	1	1.00	1	1	1.00	2					
UNI	11	30	30	1.00	6	0	3	3	1.00	3	2	.67	36	35	.97	40						
Opponent Totals	11	23	22	.96	3	0	2	0	.00	3	1	.33	28	23	.82	24						



RUSHING	G/GS	ATT.	GAIN	LOSS	NET	YDS/ATT.	YDS/GAME	TD	TD/GAME	LONG RUN	(AGAINST)
Steve Hougom	11/ 6	152	660	42	618	4.1	56.2	4	.4	58	(WIU )
Darrin Eilander	10/ 9	93	420	15	405	4.4	40.5	4	.4	25	(FSU )
Mike Schulte	11/ 5	82	332	23	309	3.8	28.1	3	.3	52	(FHS )
Greg Wallace	11/ 2	33	86	12	74	2.2	6.7	0	.0	12	(ISU )
Courtney Messingham	6/ 0	13	58	34	24	1.9	4.0	0	.0	14	(MSU )
Eric Thomas	2/ 0	4	18	0	18	4.5	9.0	0	.0	5	(FSU )
Milo Popovic	11/11	1	17	0	17	17.0	1.6	0	.0	17	(SIU )
Ben Johnson	4/ 0	6	15	0	15	2.5	3.8	0	.0	5	(FSU )
Jay Johnson	5/ 0	6	24	10	14	2.3	2.8	0	.0	16	(FSU )
Chris Klieman	11/11	1	10	0	10	10.0	.9	0	.0	10	(EIU )
Team	7/ 1	1	0	7	-7	-7.0	-1.0	0	.0	0	( )
Troy Alexander	3/ 0	5	0	8	-8	-1.6	-2.7	0	.0	0	( )
Kenny Shedd	11/ 0	2	0	12	-12	-6.0	-1.1	0	.0	0	( )
Ken Macklin	11/11	72	104	322	218	-3.0	-19.8	2	.2	18	(EWU )
UNI	11/11	471	1744	485	1259	2.7	114.5	13	1.2	--	--
Opponent Totals	11/11	457	1984	385	1599	3.5	145.4	7	.6	--	--

PASSING	G/GS	ATT.	CMP.	CMP PCT.	INT	INT PCT.	YDS	YDS/ ATT	YDS/ CMP.	YDS/ GAME	TDS	TDS/ ATT.	TDS/ CMP.	TDS/ GAME	PASS EFF RTNG	LONG PASS	(AGAINST)
Ken Macklin	11/11	255	139	.545	15	.060	2046	8.0	14.7	186.0	15	.060	.108	1.4	129.6	67	(FHS )
Jay Johnson	5/ 0	24	7	.292	1	.040	76	3.2	10.9	15.2	2	.080	.286	.4	74.9	30	(ISU )
Courtney Messingham	6/ 0	17	5	.294	1	.060	41	2.4	8.2	6.8	0	.000	.000	.0	37.9	14	(MSU )
Milo Popovic	11/11	1	0	.000	0	.000	0	.0	.0	.0	0	.000	.000	.0	.0	0	( )
UNI	11/11	297	151	.508	17	.060	2163	7.3	14.3	196.6	17	.060	.113	1.6	119.5	---	---
Opponent Totals	11/11	304	137	.451	22	.070	1643	5.4	12.0	149.4	14	.050	.102	1.3	91.2	--	--

SCORING	G	/-----TOUCHDOWNS-----/				/-----EXTRA POINTS-----/				FGS	SAFETY	TOTAL PTS	PTS/GAME
		PASS RCPT	RUSH	RETURN	TOTAL	KICK	PASS RCPT	RUN	TOTAL				
Brian Mitchell	11	0	0	0	0	30	0	0	30	14	0	72	6.6
Milo Popovic	11	9	0	2	11	0	0	2	2	0	0	70	6.4
Mike Schulte	11	2	3	0	5	0	0	1	1	0	0	32	2.9
Darrin Eilander	10	0	4	0	4	0	1	0	1	0	0	26	2.6
Steve Hougom	11	0	4	0	4	0	0	0	0	0	0	24	2.2
Kenny Shedd	11	3	0	0	3	0	0	0	0	0	0	18	1.6
Ken Macklin	11	0	2	0	2	0	0	0	0	0	0	12	1.1
Willie Beaman	11	0	0	2	2	0	0	0	0	0	0	12	1.1
Greg Wallace	11	2	0	0	2	0	0	0	0	0	0	12	1.1
Chris Klieman	11	0	0	1	1	0	0	0	0	0	0	6	.6
Troy Green	11	1	0	0	1	0	0	0	0	0	0	6	.6
Matt Brinkman	11	0	0	1	1	0	0	0	0	0	0	6	.6
Rory Feddersen	11	0	0	0	0	0	1	0	1	0	0	2	.2
UNI	11	17	13	6	36	30	2	3	35	14	2	302	27.5
Opponent Totals	11	14	7	7	28	22	1	0	23	5	2	211	19.2

DEFENSE	G/GS	UT	AT	TT	QBSAC/YDS	TL/YDS	FF	FUMREC	BLOCK	PD	INT	SAFETY
Bryce Paup	11/11	84	31	115	1/ 0	0/ 0	3	1	2	3	2	0
James Jones	11/11	46	24	70	6/14	1/ 3	3	1	0	1	0	0
Chris Klieman	11/11	41	21	62	0/ 0	0/ 0	0	1	0	6	6	0
Mark Hein	11/11	28	33	61	0/ 0	0/ 0	0	2	0	5	2	0
Matt Brinkman	11/11	44	15	59	5/18	0/ 0	0	1	0	5	2	0
Willie Beaman	11/11	43	11	54	0/ 0	0/ 0	1	2	1	14	5	1
Todd Eagen	11/11	28	18	46	7/51	0/ 0	0	0	0	1	0	0
Pat Hansen	11/ 9	28	16	44	2/ 9	0/ 0	2	2	0	4	0	0
Mike Brinkman	11/11	26	17	43	1/ 0	0/ 0	0	1	0	1	0	0
Brad Baumler	6/ 1	21	11	32	3/22	0/ 0	0	0	0	1	0	0
Steve Peitler	9/ 6	23	6	29	0/ 0	0/ 0	1	0	0	0	0	0
Tim Peterson	10/ 2	23	6	29	2/10	0/ 0	0	0	0	0	1	0
Kevin Anderson	9/ 9	24	4	28	0/ 0	0/ 0	0	0	0	3	1	0
Duane Petersen	11/ 0	20	4	24	1/ 0	0/ 0	0	0	0	0	1	0
Pat Day	11/ 1	13	6	19	0/ 0	0/ 0	0	0	0	3	1	0
Rob McComas	9/ 0	11	2	13	0/ 0	0/ 0	0	0	0	1	0	0
Jim Womochil	11/ 0	7	5	12	0/ 0	0/ 0	0	0	0	0	0	0
Parnell Davis	11/ 1	6	6	12	2/ 7	0/ 0	1	0	0	0	0	0
Peter Burns	11/ 0	6	5	11	0/ 0	0/ 0	0	0	0	0	0	0
Brian Sandifer	11/ 0	7	3	10	0/ 0	0/ 0	0	0	0	2	0	0
Mike Waite	10/ 0	4	2	6	0/ 0	0/ 0	0	0	0	0	1	0
Kenny Shedd	11/ 0	3	1	4	0/ 0	0/ 0	0	0	0	0	0	0
Terry Lee	11/ 0	1	1	2	0/ 0	0/ 0	0	0	0	0	0	0
Greg Wallace	11/ 2	1	0	1	0/ 0	0/ 0	0	0	0	0	0	0
William Freeny	3/ 1	1	0	1	0/ 0	0/ 0	0	0	0	0	0	0
Troy Green	10/ 1	1	0	1	0/ 0	0/ 0	0	0	0	0	0	0
Mike Krapfl	3/ 0	1	0	1	0/ 0	0/ 0	0	0	0	0	0	0
Damian Davis	11/ 0	1	0	1	0/ 0	0/ 0	0	0	0	0	0	0
UNI	11/11	542	248	790	30/131	1/ 3	11	11	3	50	22	1
Opponent Totals	11/11	383	422	805	32/239	71/248	7	15	3	32	18	2

RECEIVING	G/GS	RECPTS	YDS	YDS/RECPT	YDS/GAME	TDS	TDS/GAME	RECPT/GAME	LONG RECPT	(AGAINST)
Milo Popovic	11/11	36	526	14.6	47.8	9	.8	3.3	61	(EWU )
Greg Wallace	11/ 2	23	252	11.0	22.9	2	.2	2.1	65	(EWU )
Mike Schulte	11/ 5	21	188	9.0	17.1	2	.2	1.9	28	(MSU )
Chris Nuss	11/10	18	331	18.4	30.1	0	.0	1.6	38	(EIU )
Rory Feddersen	11/11	16	314	19.6	28.6	0	.0	1.5	39	(EWU )
Troy Green	11/ 1	12	169	14.1	15.4	1	.1	1.1	34	(FHS )
Steve Hougom	11/ 6	11	65	5.9	5.9	0	.0	1.0	12	(FHS )
Brad Gehrke	10/ 0	6	82	13.7	8.2	0	.0	.6	20	(FSU )
Kenny Shedd	11/ 0	5	201	40.2	18.3	3	.3	.5	67	(FHS )
Darrin Eilander	10/ 9	2	32	16.0	3.2	0	.0	.2	24	(FSU )
Simon Nelson	1/ 0	1	3	3.0	3.0	0	.0	1.0	3	(FHS )
UNI	11/11	151	2163	14.3	196.6	17	1.6	13.7	--	--
Opponent Totals	11/11	137	1643	12.0	149.4	14	1.3	12.5	--	--

Bold face indicates returning players



# 1989 GAME-BY-GAME TEAM STATS

	VS. MSU		VS. KSU		VS. FHS		VS. SMSU		VS. WIU		VS. ISU		VS. FSU		VS. EIU		VS. ILSU		VS. SIU		VS. EWU	
	UNI	MSU	UNI	KSU	UNI	FHS	UNI	SMSU	UNI	WIU	UNI	ISU	UNI	FSU	UNI	EIU	UNI	ILSU	UNI	SIU	UNI	EWU
1st Downs	16	10	10	15	20	18	23	23	10	18	16	16	23	5	14	19	12	16	17	18	22	16
Rushing Att	36	45	44	36	30	50	39	66	47	41	47	26	55	29	42	37	30	60	46	39	56	31
Net Rushing	68	138	112	25	99	188	89	365	123	44	103	39	194	17	115	138	7	247	132	158	217	214
Att-C-Int	35-17-4	14-4-1	14-7-0	27-13-0	36-19-0	32-12-3	29-16-2	9-3-1	17-5-0	38-18-1	36-24-1	38-20-3	27-15-2	26-8-3	26-13-1	39-23-4	30-14-4	10-6-0	21-9-1	37-14-4	26-12-2	34-16-2
Passing Yds	182	28	76	173	325	94	266	53	56	312	305	279	194	70	166	231	123	40	155	159	315	204
Total Plays	71	59	58	63	64	79	68	75	64	79	83	64	82	55	68	76	60	70	67	76	82	65
Total Yards	250	166	188	198	424	282	355	418	179	356	408	318	388	87	281	369	130	287	287	317	532	418
KO Ret-Yds	4-83	4-135	2-22	2-51	3-86	6-128	6-142	4-59	3-4	4-54	4-93	5-107	2-48	7-113	6-91	5-108	6-98	4-72	3-73	7-131	4-98	8-113
Punt Ret-Yds	3-54	4-39	6-20	3-15	0-0	0-0	2-7	3-13	4-54	3-10	6-111	5-67	7-77	1-8	1-3	3-36	3-93	3-13	5-102	3-20	5-34	1-3
Int Ret-Yds	1-0	4-130	0-0	0-0	3-5	0-0	1-0	3-114	2-117	0-0	3-2	1-0	3-29	2-24	4-116	2-7	0-0	4-80	4-87	1-0	2-0	2-86
Punts-Avg	7-44.7	7-41.8	10-40.5	7-44.0	6-37.8	6-34.6	5-30.8	5-33.0	9-30.1	6-34.7	8-36.6	7-45.4	2-35.0	8-41.8	7-43.5	6-31.1	5-36.6	7-35.6	6-33.3	7-42.0	6-34.8	5-39.0
Penalties-Yds	9-75	12-95	6-55	5-55	13-110	10-79	8-58	10-112	10-67	7-60	4-48	7-62	4-35	5-43	6-66	2-20	5-48	8-80	9-96	8-84	4-43	6-65
Fumbles-Lost	0-0	1-1	3-0	5-2	3-3	3-2	3-2	0-0	3-2	4-2	1-1	1-0	2-2	0-0	2-2	1-1	2-1	3-0	2-1	3-1	2-0	6-4
3rd Down Conv	6-18	1-13	4-16	6-17	5-13	7-18	6-14	7-14	2-15	5-19	5-17	5-13	8-16	4-15	5-15	7-18	5-17	7-17	5-13	2-14	6-14	1-12
Poss Time	32:47	27:13	31:13	28:47	25:20	34:40	29:26	30:34	30:00	30:00	34:50	25:10	36:38	23:22	30:21	29:39	25:55	34:05	30:15	29:45	35:08	24:52

# 1989 GAME-BY-GAME OFFENSIVE STATS

	MSU		KUS		FHS		SMSU		WIU		ISU		FSU		EIU		ILSU		SIU		EWU	
	A-YDS-TD		A-YDS-TD		A-YDS-TD		A-YDS-TD		A-YDS-TD		A-YDS-TD		A-YDS-TD		A-YDS-TD		A-YDS-TD		A-YDS-TD		A-YDS-TD	
Macklin	2- 9-0		7- 19-0		3- 22-0		6- 26-0		7- 37-0		9- 22-1		10- 32-0		5- 18-0		8- 24-0		9- 37-1		6- 28-0	
Hougom	2- 1-0		1- 5-0		9- 37-0		3- 7-0		27-146-1		26- 93-1		19- 88-0		23- 81-0		15- 19-0		14- 73-0		13- 68-2	
Wallace	11- 31-0		0- 0-0		5- 16-0		0- 0-0		1- 2-0		2- 5-0		2- 0-0		1- 1-0		3- 14-0		4- 5-0		4- 0-0	
Messingham	8- 16-0		0- 0-0		0- 0-0		0- 0-0		2- 15-0										1- 10-0		2- 13-0	
Schulte	12- 31-0		23- 80-0		8- 62-1		16- 58-0		1- 5-0		0- 0-0		5- 30-1		1- 0-0		2- 2-0		7- 31-0		7- 14-1	
Shedd	1- 2-0		0- 0-0		0- 0-0		0- 0-0		0- 0-0		0- 0-0										1- 10-0	
Eilander	DNP		13- 46-0		1- 5-0		14- 50-1		8- 29-1		9- 27-0		10- 73-1		11- 41-1				6- 27-0		21-107-0	
B. Johnson					2- 4-0						1- 0-0		1- 5-0						3- 6-0			
Alexander					2- 3-0								2- 5-0								1- 0-0	
J. Johnson													2- 17-0								1- 3-0	
Thomas													4- 18-0									
Popovic																						
Klieman																						
UNI	36- 68-0		44-112-0		30- 99-1		39- 89-1		47-123-2		47-103-2		55-194-2		42-115-1		30- 7-0		46-132-1		56-217-3	
Opponent	45-138-0		36- 25-0		50-188-1		66-365-1		41- 44-0		27- 39-0		29- 17-0		37-138-2		60-247-1		39-158-0		31-214-1	
RECEIVING	NO-YDS-TD		NO-YDS-TD		NO-YDS-TD		NO-YDS-TD		NO-YDS-TD		NO-YDS-TD		NO-YDS-TD		NO-YDS-TD		NO-YDS-TD		NO-YDS-TD		NO-YDS-TD	
Feddersen	3- 62-0		0- 0-0		0- 0-0		5- 83-0		1- 18-0		1- 18-0		1- 11-0		1- 12-0		1- 20-0		1- 15-0		2- 75-0	
Popovic	1- 1-0		1- 8-0		4- 57-2		3- 68-2		3- 29-0		4- 42-0		4- 53-2		4- 64-1		4- 30-0		4- 84-1		4- 90-1	
Hougom	1- 1-0		0- 0-0		2- 24-0		0- 0-0		1- 9-0		1- 9-0		1- 10-0		1- 0-0		3- 6-0		0- 0-0		1- 6-0	
Wallace	2- 7-0		3- 41-1		2- 18-0		0- 0-0		0- 0-0		6- 76-0		1- 13-0		2- 2-0		3- 22-0		1- 2-0		3- 75-1	
Gehrke	2- 24-0		0- 0-0		0- 0-0		2- 25-0		0- 0-0		0- 0-0		2- 33-0		0- 0-0							
Green	2- 23-0		0- 0-0		4- 73-1		2- 14-0		0- 0-0		3- 46-0		1- 13-0		0- 0-0				0- 0-0			
Schulte	6- 64-1		0- 0-0		2- 34-1		2- 17-0		0- 0-0		3- 14-0		1- 5-0		2- 7-0		1- 15-0		2- 29-0		1- 3-0	
Nuss	0- 0-0		3- 27-0		2- 41-0		2- 59-0		0- 0-0		5- 60-0		2- 29-0		3- 85-0		1- 30-0		0- 0-0			
Nelson					1- 3-0																	
Eilander			0- 0-0		1- 8-0		0- 0-0		0- 0-0		0- 0-0		1- 24-0		0- 0-0							
Shedd					1- 67-1		0- 0-0		0- 0-0		1- 40-1		1- 3-0		0- 0-0				1- 25-0		1- 66-1	
UNI	17-182-1		7- 76-1		19-325-5		16-266-2		5- 56-0		24-305-1		15-194-2		13-166-1		14-123-0		9-155-1		12-315-3	
Opponent	4- 28-0		13-173-1		12- 94-0		3- 53-1		18-312-1		20-279-2		8- 70-0		23-231-2		6- 40-2		14-159-2		16-204-2	
PASSING	A-C-YDS		A-C-YDS		A-C-YDS		A-C-YDS		A-C-YDS		A-C-YDS		A-C-YDS		A-C-YDS		A-C-YDS		A-C-YDS		A-C-YDS	
Macklin	27-14-149		17- 7- 76		27-16-297		29-16-266		17- 5- 56		31-23-296		23-14-190		26-13-166		17-10- 80		21- 9-155		23-12-315	
Messingham	8- 3- 0		0- 0- 0		6- 2- 8				0- 0- 0								13- 4- 43				3- 0- 0	
Johnson					3- 1- 20						5- 1- 9		3- 1- 4									
UNI	35-17-182		14- 7- 76		36-19-325		29-16-266		17- 5- 56		36-24-305		27-15-194		26-13-166		30-14-123		21- 9-155		26-12-315	
Opponent	14- 4- 28		27-13-173		32-12- 94		9- 3- 53		38-18- 1		38-20-279		26- 8- 70		39-23- 4		10- 6- 40		37-14-159		34-16-204	

# 1989 GAME-BY-GAME DEFENSIVE STATS

	MSU T-A	KUS T-A	FHS T-A	SMSU T-A	WIU T-A	ISU T-A	FSU T-A	EIU T-A	ILSU T-A	SIU T-A	EWU T-A
Paup	2-7	10-3	9-4	11-2	7-3	5-3	6-1	7-0	12-2	9-4	6-2
Day	1-5	0-0	2-0	0-0	1-0	1-0	0-1	3-0	2-0	2-0	1-0
Burns	0-3	0-0	0-1	0-0	0-0	1-0	1-1	0-0	1-0	1-1	2-0
Matt Brinkman	3-3	4-1	9-0	5-0	4-1	3-2	3-3	3-0	4-2	5-1	1-2
Hansen	2-1	2-0	2-4	3-0	2-2	3-0	2-1	1-3	1-0	4-2	2-0
Sandifer	3-1	1-1	2-0	0-0	0-0	0-0	0-1	0-0			1-0
Mike Brinkman	2-3	1-3	0-3	3-1	5-2	5-1	1-2	1-0	4-2	3-0	1-0
Jones	2-1	4-3	4-3	9-6	1-1	4-0	2-4	8-1	5-2	6-3	1-0
Eagen	6-1	5-5	1-2	4-4	2-2	4-2	2-1	0-1	1-0	1-0	2-0
P. Davis	1-0	0-1	1-2	0-1	0-0	0-0	2-1	0-0	0-1	1-0	1-0
Peterson	1-0	3-2	2-2	3-1	1-0	2-1	2-0	1-0	4-0	2-0	1-1
Klieman	7-5	3-5	5-4	6-2	6-0	2-0	0-2	5-1	3-1	3-0	1-1
Hein	0-3	0-6	3-6	4-3	1-1	2-0	2-3	9-2	4-5	1-2	2-2
K. Anderson	2-1	2-1	1-0	2-2	2-0	5-0	3-0	3-0	4-0		
Beaman	2-2	1-3	2-1	3-2	5-0	2-1	4-0	6-1	6-0	5-0	7-1
Petersen	0-2	2-1	2-0	6-2	2-1	1-0	3-1	0-0	1-0	1-0	6-0
Wornochil	1-0	0-0	1-1	0-0	1-0	0-1	1-0	0-0	0-0	3-3	0-0
Peitler		0-0	6-1	6-1	0-0	0-0	1-1	7-1	7-1		2-1
D. Davis	0-0	0-0	1-0	0-0	0-0	0-0	0-0	0-0			0-0
Freeney									1-0		
Herdiska			0-0	0-0	0-0	0-0	0-0				0-0
Baumler					4-4	7-2		4-1	2-0	3-4	0-0
Lee			0-1	0-0	0-0	0-0	0-0	0-0		1-0	
G. Wallace	0-0	0-0	0-0	0-0	0-0	1-0		0-0			
Waite			0-1	0-0	0-0	0-0	3-1	1-0			0-0
Shedd										3-1	1-0
McComas			0-2	0-0	1-0	4-0	1-0	0-0	2-0	0-0	3-0
UNI	35-38	38-35	53-38	65-27	46-17	52-13	40-24	59-11	35-16	54-21	42-10
Opponent	34-25	32-42	19-39	14-83	23-44	56-38	52-27	40-20	36-26	36-30	41-35



# THE GATEWAY CONFERENCE

The Gateway Collegiate Athletic Conference enters its ninth year of existence and its sixth season of operating a seven-school NCAA 1-AA football division. The GCAC was founded as a women's athletic organization by 10 midwestern universities with similar academic and athletic interests.

In August of 1985, the GCAC's President's Council voted to add a 1-AA football division for six of its members to their previously all women's athletics organization. Forming the football division were Eastern Illinois, Illinois State, UNI, Southern Illinois, Southwest Missouri State and Western Illinois. This move marked the first time in college annals that men's football was added to a women's conference. In June of 1986, Indiana State became the seventh member of the Gateway football division.

The football division of the Gateway quickly has become a national power. In the Gateway's inaugural season, UNI carried the league banner to the semifinals of the national playoffs before being stopped by eventual national champion, Georgia Southern. The strength of the fledgling Gateway was confirmed in

July 1986 when the NCAA 1-AA Football Committee voted to waive the league's two-year waiting period and grant the GCAC an automatic bid to the national championships. Eastern Illinois captured the league crown that season and advanced to the quarterfinals before dropping a two-point decision to Eastern Kentucky.

In 1987, UNI again represented the league well by advancing to the semifinals, only to lose once more to the eventual national champion, Northeast Louisiana, in a 44-41 overtime game. For the first time in league history, two GCAC teams advanced to the playoffs last year — regular-season champion Southwest Missouri State and Eastern Illinois.

## League Personnel

The only commissioner to govern the Gateway Conference, **Patty Viverito** is entering her ninth year in that capacity. The 38-year old native of Chicago was selected following a nationwide search in 1982. She has a wide and varied background in athletic marketing and administration. Formerly an account executive for the Tidewater Tides minor league baseball team, she

served as special projects director at the University of Texas from 1979-81.

Viverito earned her bachelor's degree from Northern Illinois and her master's degree, with honors, in sports management from Massachusetts.

**Dan Willis**, a native of Bismarck, ND, joined the Gateway office as Information Director June 1. He enters the position after serving as Sports Information Director for the primary women's sports at conference member Illinois State the past year.

Willis, 27, earned both his undergraduate and graduate degrees from Colorado State, completing his master's in administration and public relations in 1989. While at CSU, he served as an assistant in the Athletic Media Relations Office. He also coordinated the information services for numerous High Country Athletic Conference championships.

## UNI All-Conference Selections

**1978**  
First Team: Paul Christensen, OT

**1979**  
First Team: Kelly Ellis, TB  
Owen Dockter, DT  
Danny Todd, DB  
Second Team: Dave Ehrig, OT  
Terry Lang, K  
Ed Stratton, DE  
Dave Ramthun, DT  
Matt Spanjers, LB

**1980**  
First Team: Steve Schonert, K  
Owen Dockter, DT  
Danny Todd, SS  
Second Team: Ken Harvey, SE  
Skip Eckhardt, OG  
Steve Sandon, QB  
Chris Miliner, TB  
Ed Stratton, DE  
Dave Ramthun, DT  
Larry Formanek, LB  
John Root, WS

**1981**  
First Team: Ken Harvey, SE  
Roger Schultz, OT  
Steve Sandon, QB  
Steve Schonert, K  
John Root, WS  
Second Team: Kirk Hobbs, WR  
Scott Hamilton, OG  
Jerry Griffith, DE  
Joe Anderson, LB  
Player of Year: Steve Sandon, QB

**1982**  
First Team: Steve Ingalls, OL  
Steve Schonert, K  
Craig Nordlie, Ret. Spec.  
Mark Salz, NG  
John Root, DB  
Second Team: Darryl Goree, SE  
Kevin Webster, OL  
Mark Wilson, LB  
Joe Anderson, LB  
Tom Jones, DB

**1983**  
First Team: James Hutchings, TE  
Darryl Goree, WR  
John Waskosky, OL  
Larry Miller, QB  
Joe Fuller, DB  
Mike Johnson, P  
Second Team: Scott Etzel, OL  
Chris Miliner, RB  
Mike Molstead, K  
Joe O'Brien, DL  
Mark Holmes, LB  
James McFadden, LB

**1984**  
First Team: Marty Bruder, TE  
Ralph Clark, OL  
Steve Harris, RB  
Mike Molstead, K  
Joe O'Brien, DL  
Mark Farley, LB  
Joe Fuller, DB  
Clay Netusil, P  
Second Team: Bill Bealles, OL

Dwayne Price, DL  
Henry Saxon, LB  
Charles Jenkins, DB

**1985**  
First Team: Edward Grimes, DE  
Terry Orth, DT  
Mark Farley, ILB  
Joe Fuller, CB  
Moses Aimable, CB  
Second Team: Mike Smith, QB  
Carl Boyd, HB  
Scott Francke, SE  
Al Speicher, OT  
Bill Bealles, OT  
Frank Ori, OG  
Mark Caballero, OG  
Jeff Bealles, DE  
Henry Saxon, OLB

**1986**  
First Team: Carl Boyd, RB  
Brian Baker, TE  
Jeff Bealles, DE  
Mark Farley, ILB  
Clay Netusil, P  
Second Team: Mike Smith, QB  
Scott Francke, WR  
Mark Hanssen, OC  
Terry Orth, DT  
Dave McCorvey, DB  
Honorable Mention: Louis Cox, OG  
Art Stelken, DE  
Spencer Cowan, OLB  
Chris Klieman, DB

**1987**  
First Team: Jeff Bealles, DE  
Carl Boyd, RB  
Louis Cox, OG  
Kevin Anderson, DB  
Mark Hanssen, C  
Sherrod Howard, TE  
Mike Smith, QB  
Second Team: Wes Anderson, WR  
Ken Kolthoff, OT  
Bryce Paup, LB  
Honorable Mention: John Hill, LB  
Chris Klieman, S

**1988**  
First Team: Sherrod Howard, TE  
Doug Jackson, P-K  
Second Team: George Crouch, C  
Mark Botkin, OT  
Russ Rubie, OG  
Tim Peterson, DE  
Mike Kolpin, LB  
Mark Hein, OLB  
Honorable Mention: Errol Peebles, RB  
Wes Anderson, FL  
James Jones, DE  
Mike Campbell, DT  
Bryce Paup, OLB

**1989**  
First Team: Milo Popovic, WR  
Brian Mitchell, K  
James Jones, DT  
Bryce Paup, LB  
Second Team: David Campbell, OG  
Mark Hein, S



## 1989 Gateway Conference Standings

Team	GCAC	Pct.	Pts.	Opp.	Overall	Pct.	Pts.	Opp.	Illinois State	4-2	.667	118	105	5-6	.455	190	240
SW Missouri	5-1	.833	187	104	9-2	.818	371	198	Indiana State	2-4	.333	99	122	4-7	.364	222	240
Northern Iowa	4-2	.667	149	142	8-3	.727	302	211	Western Illinois	1-5	.167	66	133	4-7	.364	205	215
Eastern Illinois	4-2	.667	127	91	8-3	.727	221	134	Southern Illinois	1-5	.167	107	156	2-9	.182	222	290

## 1989 Gateway Conference Statistics—Team Statistics

Passing Offense										Passing Defense									
Team	G	Att.	Comp.	Int.	Pct.	Yds.	Y/Att.	TD	Y/Gm.	Att.	Comp.	Int.	Pct.	Yds.	Y/Att.	TD	Y/Gm.		
Southern Illinois	11	432	238	19	.551	2569	5.9	18	244.5	224	103	14	.460	1440	6.4	11	130.9		
Eastern Illinois	11	350	198	14	.566	2307	6.6	12	209.7	307	152	19	.495	1768	5.8	6	160.7		
Northern Iowa	11	297	151	17	.508	2163	7.3	17	196.6	304	137	22	.451	1643	5.4	14	149.4		
Indiana State	11	338	166	19	.491	2133	6.3	10	193.9	316	177	14	.560	2056	6.5	11	186.9		
Western Illinois	11	349	170	19	.487	1941	5.6	10	176.5	263	123	12	.468	1537	5.8	7	139.7		
SW Missouri	11	159	93	4	.585	1266	8.0	6	115.1	358	172	14	.480	2438	6.9	14	221.6		
Illinois State	11	259	115	9	.444	1187	4.6	7	107.9	266	141	20	.530	1618	6.1	11	147.1		
Rushing Offense										Rushing Defense									
Team	G	Car.	Yds.	Avg.	TD	Y/Gm.				Car.	Yds.	Avg.	TD	Y/Gm.					
Southwest Missouri	11	609	3470	5.7	38	315.5				420	1171	2.8	10	106.4					
Indiana State	11	434	1631	3.8	16	148.3				479	1921	3.4	18	148.6					
Illinois State	11	487	1598	3.3	11	145.3				484	1864	3.9	15	169.5					
Western Illinois	11	445	1274	2.9	12	155.8				497	1687	3.4	18	153.4					
Northern Iowa	11	471	1259	2.7	13	114.5				457	1599	3.5	7	145.4					
Southern Illinois	11	397	1245	3.1	8	113.2				502	2180	4.3	24	198.2					
Eastern Illinois	11	429	1187	2.8	15	107.9				444	1374	3.1	8	124.4					
Total Offense										Total Defense									
Team	G	Plays	Yds.	Avg.	TD	Y/Gm.				Plays	Yds.	Avg.	TD	Y/Gm.					
Southwest Missouri	11	768	4736	6.2	44	430.5				778	3609	4.6	24	328.1					
Southern Illinois	11	829	3814	4.6	26	346.7				726	3620	6.4	40	329.1					
Indiana State	11	772	3764	4.9	26	342.2				795	3690	4.6	29	335.5					
Eastern Illinois	11	779	3494	4.5	27	317.6				751	3142	4.2	14	285.6					
Northern Iowa	11	768	3422	4.5	30	311.1				761	3242	4.3	21	294.7					
Western Illinois	11	784	3215	4.1	22	292.3				760	3225	4.2	25	293.1					
Illinois State	11	746	2785	3.7	18	253.2				750	3482	4.6	26	316.5					
Punting										Kickoff Returns									
Team	G	No.	Avg.	PR	Yds.	TD	Avg.			KOR	Yds.	TD	Avg.						
Western Illinois	11	73	41.4	27	171	0	6.3			43	855	0	19.9						
Southern Illinois	11	63	38.9	20	135	0	6.8			50	866	0	17.3						
Northern Iowa	11	72	36.5	43	565	2	13.1			43	877	0	20.4						
Southwest Missouri	11	51	35.3	28	212	1	7.6			38	741	0	19.5						
Indiana State	11	63	38.4	37	329	1	8.9			45	958	1	21.3						
Eastern Illinois	11	66	33.6	33	279	0	8.5			31	734	0	23.7						
Illinois State	11	85	33.2	34	319	1	9.4			47	995	2	21.2						

## Individual Statistics

SCORING						RECEIVING						PUNT RETURNS					
	G	TD	PAT	FG	Pts.		G	No.	Yds.	R/G	TD		No.	Avg.	Lg.	TD	
Brian Mitchell, UNI	11	0	30	14	72	Steve Williams, WIU	11	56	730	5.1	4	Milo Popovic, UNI	38	13.8	89	2	
DeAndre Smith, SMSU	11	12	0	0	72	Rodney Porter, INS	11	47	638	4.3	2	Larry Dickinson, ILS	30	9.1	33	0	
Milo Popovic, UNI	11	11	0	0	70	Wes Yates, SIU	11	42	694	3.8	4	Steve Elmlinger, INS	33	8.1	29	0	
Chris Potthast, SMSU	11	0	42	15	69	Steve Elmlinger, INS	11	40	554	3.6	0	Craig Phillips, SMSU	17	6.6	16	0	
Phillip Collins, SMSU	11	11	0	0	66	Tim Moore, EIU	10	35	302	3.5	2	Willie Davis, SIU	72	6.5	17	0	
Ray D'Alesio, EIU	11	0	23	10	53	Jason Cook, EIU	11	37	730	3.4	7	Jason Cook, EIU	15	5.3	16	0	
Rick Seitz, ILS	11	0	17	11	50	Milo Popovic, UNI	11	36	526	3.3	9	Steve Williams, WIU	12	5.2	12	0	
Steve Wedemeier, SIU	11	0	19	10	49	Johnny Roots, SIU	11	35	474	3.2	2	INTERCEPTIONS					
Layne Bennett, WIU	11	0	24	8	47	Jamie Jones, EIU	11	32	184	2.9	1	G	No.	Yds.	TD	Avg.	
Rob Hufty, INS	11	0	25	7	46	Pablo Luis, WIU	9	24	344	2.7	2	David Calhoun, ILS	10	6	107	1	0.6
FIELD GOALS						TOTAL OFFENSE						Chris Klieman, UNI					
	G	FM	FA	Pct.	FG/G		G	Plays	Yds.	Avg.		G	No.	Yds.	TD	Avg.	
Brian Mitchell, UNI	11	14	19	.740	1.3	Eric Arnold, EIU	11	379	2096	5.5	Curtis Daley, INS	11	6	98	1	0.5	
Rick Seitz, ILS	11	11	18	.611	1.0	DeAndre Smith, SMSU	11	320	2067	6.5	Tim Lance, EIU	11	6	44	0	0.5	
Steve Wedemeier, SIU	11	10	14	.714	0.9	John Sahn, INS	10	298	1705	5.7	Marcus Shipp, SMSU	10	5	119	1	0.5	
Ray D'Alesio, EIU	11	10	19	.530	0.9	Ken Macklin, UNI	11	327	1828	5.6	Willie Beamon, UNI	1	15	158	2	0.5	
Chris Potthast, SMSU	11	9	15	.600	0.8	Fred Gibson, SIU	7	217	986	4.5	Larry Dickinson, ILS	11	4	27	0	0.4	
Layne Bennett, WIU	11	8	16	.500	0.7	Brian Chaney, ILS	11	224	1057	4.7	RUSHING						
Rob Hufty, INS	11	7	10	.700	0.6	Ron Reed, WIU	7	182	577	3.2	G	TC	Yds.	Yd/G	Avg.		
PASSING						PUNTING						Jamie Jones, EIU					
	G	Att.	Com.	Yds.	TD		No.	Lg.	Avg.		G	TC	Yds.	Yd/G	Avg.		
DeAndre Smith, SMSU	11	144	85	1226	6	Mike Krause, WIU	72	63	41.4	DeAndre Smith, SMSU	11	176	841	76.5	12		
Ken Macklin, UNI	11	255	139	2046	15	David Peters, SIU	62	61	39.5	Shawn Young, INS	11	206	847	77.0	7		
Fred Gibson, SIU	7	172	90	1072	6	Rob Hufty, INS	61	66	39.5	Ritchie Thompson, ILS	9	134	550	61.1	3		
Eric Arnold, EIU	11	346	194	2238	12	Dan Rush, UNI	69	59	37.9	Toby Davis, ILS	7	98	413	59.0	4		
John Sahn, INS	10	279	137	1792	8	Brett VonWiller, SMSU	51	48.3	5.3	Steve Hougom, UNI	11	152	618	56.2	4		
Brian Chaney, ILS	11	211	94	1019	5	Greg Potter, ILS	70	56	34.8	Derrick Franklin, INS	8	108	425	53.1	4		
Ron Reed, WIU	7	149	71	597	3	Brian Pindar, EIU	64	65	34.5	Eric Jenkins, SMSU	9	95	498	55.3	3		
Kickoff Returns						PUNTING						Phillip Collins, SMSU					
	No.	Avg.	Lg.	TD			No.	Lg.	Avg.		G	TC	Yds.	Yd/G	Avg.		
Daryl Holcombe, EIU	15	28.3	48	0	Mike Krause, WIU	72	63	41.4	41.4	DeAndre Smith, SMSU	11	176	841	76.5	12		
Phil Shields, ILS	29	24.3	93	2	David Peters, SIU	62	61	39.5	39.5	Shawn Young, INS	11	206	847	77.0	7		
Tony Gilbert, SMSU	25	22.1	39	0	Rob Hufty, INS	61	66	39.5	39.5	Ritchie Thompson, ILS	9	134	550	61.1	3		
Bernard Holloway, WIU	13	21.9	43	0	Dan Rush, UNI	69	59	37.9	37.9	Toby Davis, ILS	7	98	413	59.0	4		
Milo Popovic, UNI	28	21.6	48	0	Brett VonWiller, SMSU	51	48.3	5.3	5.3	Steve Hougom, UNI	11	152	618	56.2	4		
Steve Elmlinger, INS	18	21.1	90	0	Greg Potter, ILS	70	56	34.8	34.8	Derrick Franklin, INS	8	108	425	53.1	4		
Ian Oliver, SIU	15	18.7	46	0	Brian Pindar, EIU	64	65	34.5	34.5	Eric Jenkins, SMSU	9	95	498	55.3	3		
Tim Callier, SIU	14	18.4	29	0	PUNTING						Bernard Holloway, WIU						
	No.	Avg.	Lg.	TD		No.	Lg.	Avg.		G	TC	Yds.	Yd/G	Avg.			
										11	65	541	49.2	9			
										10	100	480	48.0	3			



# NORTHERN IOWA INDIVIDUAL RECORDS

(Regular Season Only)

## Rushing Attempts—

Game: 47, Steve Harris vs. NW Missouri St. (1984)

Season: 275, Steve Harris (1984)

Career: 655, Carl Boyd (1983, '85-87)

## Yards Gained Rushing—

Game: 382, Kelly Ellis vs. Western Illinois (1979)\*\*

Season: 1,131, Steve Harris (1984)

Career: 2,886, Kelly Ellis (1977-81)

## Rushing TDs—

Game: 4, Art Landau vs. Morningside (1953); Randy Schultz vs. South Dakota (1965); Terry Allen vs. Nebraska-Omaha (1976); Kelly Ellis vs. South Dakota (1977); Terry Allen vs. North Dakota (1978)

Season: 14, Art Landau (1953); Terry Allen (1976); Carl Boyd (1985)

Career: 32, Terry Allen (1975-78)

## Passes Attempted—

Game: 46, Phil Schooley vs. Morningside (1968)

Season: 367, Steve Sandon (1981)

Career: 943, Mike Smith (1984-87)

## Consecutive Games with TD Pass—

Team: 16, 1980-82 (Steve Sandon, Larry Miller)

Individual: 13, Steve Sandon (1980-81)

## Passes Had Intercepted—

Game: 6, Al Wichtendahl vs. Augustana (1970)

Season: 26, Steve Sandon (1981)

Career: 60, Steve Sandon (1978-81)

## Yards Gained Passing—

Game: 413, Mike Smith vs. McNeese St. (1986)

Season: 3,125, Mike Smith (1986)

Career: 8,219, Mike Smith (1984-87)

## Most Yards Passing as—

Freshman: 726, Mike Smith (1984)

Sophomore: 2,894, Mike Smith (1985)

Junior: 3,125, Mike Smith (1986)

Senior: 2,700, Steve Sandon (1981)

## Total Offensive Attempts—

Game: 54, Steve Sandon vs. Eastern Illinois (1980)

Season: 397, Terry Allen (1976)

Career: 1,163, Mike Smith (1984-87)

## Yards Gained Total Offense—

Game: 448, Mike Smith vs. McNeese St. (1986)

Season: 3,114, Mike Smith (1986)

Career: 8,145, Mike Smith (1984-87)

## Passes Caught—

Game: 12, Dick Beetsch vs. Drake (1953)

Season: 78, Ken Harvey (1981)

Career: 153, Dick Beetsch (1952-55)

## Yards Gained Passes Caught—

Game: 214, Dick Beetsch vs. South Dakota (1953)

Season: 1,161, Ken Harvey (1981)

Career: 2,288, Dick Beetsch (1952-55)

## Longest Reception—

93, Mike Smith to Carl Boyd (1986)

## TD Passes Caught—

Game: 4, Dick Beetsch vs. South Dakota (1954)

Season: 15, Ken Harvey (1981)

Career: 35, Dick Beetsch (1952-55)

## Consecutive Games Reception TDs—

6, Brian Baker (1986)

## TD Passes Thrown—

Game: 6, Mike Smith vs. McNeese St. (1986)

Season: 27, Mike Smith (1986)

Career: 58, Mike Smith (1984-87)

## TDs Scored—

Game: 4, Randy Schultz vs. South Dakota (1965); Dick Beetsch vs. South Dakota (1954); Art Landau vs. Morningside (1953); Terry Allen vs. Nebraska-Omaha (1976); Kelly Ellis vs. South Dakota (1977); Terry Allen vs. North Dakota (1978)

Season: 16, Carl Boyd (1985, '87)

Career: 41, Carl Boyd (1983, '85-87)

## PATs Scored—

Game: 11, Doug Jackson vs. Wayne St. (1988)

Season: 39, Steve Schonert (1980)

Career: 87, Steve Schonert (1980-82)

## Points Scored—

Game: 24, Randy Schultz vs. South Dakota (1965); Dick Beetsch vs. South Dakota (1954); Art Landau vs. Morningside (1953); Terry Allen vs. Nebraska-Omaha (1976), vs. North Dakota (1978); Kelly Ellis vs. South Dakota St. (1977)

Season: 98, Carl Boyd (1985)

Career: 228, Carl Boyd (1983, '85-87, 4 seasons); 193, Dan Boals (1960-62, 3 seasons)

## Field Goals Attempted—

Game: 5, Gene Dietrich vs. South Dakota (1971)

Season: 30, Mike Molstead (1984)

## Field Goals Made—

Game: 4, Brian Mitchell vs. Ferris St. (1989)

Season: 17, Mike Molstead (1984)

Career: 32, Mike Molstead (1983-84)

## Punting Average—

Game: 51.0, Clay Netusil vs. Central Missouri St. (1984)

Season: 43.1, Mike Johnson (1983); Clay Netusil (1986)

## Most Punts—

Game: 13, Clay Netusil vs. Youngstown St. (1984)

Season: 79, Mike Johnson (1982)

## Pass Interceptions—

Game: 3, Nelson Converse vs. Morningside (1972); Randy Junkman vs. Augustana (1971); Lynn King vs. Augustana (1966); Bruce Montgomery vs. North Dakota (1964); Dave Cox vs. South Dakota (1960); Leo Kagan vs. NE Missouri St. (1939); Nick Maragos vs. Morningside (1975); Mike Smiley vs. Eastern Illinois (1979)

Season: 8, Bill Smith (1967)

Career: 20, Mike Woodley (1970-73)

## Longest Running Play from Scrimmage—

98, Arnold Paulsen vs. Augustana (1951)

## Longest TD Run—

97, Kelly Ellis vs. Akron (1978)

## Longest TD Pass—

93, Mike Smith to Carl Boyd vs. SW Missouri St. (1986)

## Longest Field Goal—

55, Reed Hunemuller vs. South Dakota St. (1977)

## Longest Kickoff Return—

100, Ben McCabe vs. Coe (1939-TD); Craig Nordlie vs. Drake (1981-TD)

## Longest Punt Return—

93, Joe Fuller vs. Wisconsin-Whitewater (1984)

## Longest Interception Return—

100, Moses Aimable vs. Western Illinois (1985-TD)

## Longest Punt—

73, Mike Butler vs. Augustana (1972)

\*\*Led nation in category

# TEAM RECORDS

## Rushing Attempts—

Game: 79 vs. North Dakota (1951)

Season: 624 (1976)

## Net Yards Rushing—

Game: 636 vs. Augustana (1951)

Season: 2,760 (1976)

## Passes Attempted—

Game: 58 vs. Montana St. (1986)

Season: 373 (1981)

## Passes Completed—

Game: 30 vs. SW Missouri St. (1980)

Season: 221 (1981)

## Passes Intercepted—

Game: 7 vs. North Dakota (1970); vs. Montana St. (1986)

Season: 31 (1970)

## Net Yards Passing—

Game: 429 vs. Montana St. (1986)

Season: 3,426 (1986)

## Total Offense Attempts—

Game: 103 vs. Western Illinois (1987)

Season: 872 (1985)

## Net Yards Total Offense—

Game: 726 vs. Evansville (1980)

Season: 5,213 (1986)

## TDs Scored Rushing—

Game: 10 vs. Augustana (1951)

Season: 29 (1964)

## TDs Scored Passing—

Game: 6 vs. McNeese St. (1986)

Season: 29 (1986)

## Most Consecutive Wins (reg. season)—

13 (1959-61)

## Most Consecutive Losses (reg. season)—

7 (1916, 1968-69, 1970-71)

## First Downs Rushing—

Game: 22 vs. Morgan St. (1988)

Season: 142 (1964)

## First Downs Passing—

Game: 20 vs. Montana St. (1986)

Season: 139 (1986)

## Total First Downs—

Game: 33 vs. Augustana (1977); vs. Western Illinois (1987)

Season: 254 (1986)

## Points Scored—

Game: 82 vs. Wisconsin-Platteville (1915, 82-0)

Season: 366 (1984, 11 games)

## Points Scored Against—

Game: 95 vs. Iowa State (1914, 95-0)

Season: 322 (1981, 11 games)

## Fumbles in a Game—

9 vs. Southern Illinois (1983)

## Fumbles Lost in a Game—

6 vs. Southern Illinois (1983)

## Interceptions Made—

Game: 7 vs. South Dakota (1960)

Season: 27 (1975)

## Most Victories in a Season—

10 (1985)

## Most Losses in a Season—

9 (1978)

## Most Ties in a Season—

3 (1928, 1937)



## Highest Scoring Games

(Both Teams)

Pts.	Opponent	Yr.	W/L	Score
137	Coe	1899	L	57-80
96	Evansville	1980	W	63-33
95	Iowa	1914	L	0-95
93	McNeese St.	1986	W	55-38
88	Youngstown St.	1981	W	45-43
82	UW-Platteville	1915	W	82-0
81	Iowa Training	1904	W	76-5
81	South Dakota St.	1952	W	47-34
80	Upper Iowa	1900	L	12-68
80	UW-Whitewater	1984	W	73-7
78	Nevada-Las Vegas	1975	L	30-48
77	Wayne St. (NE)	1988	W	77-0
77	Iowa St.	1987	L	38-39
76	Youngstown St.	1985	W	50-26
75	Coe	1904	W	75-0
74	Augustana	1951	W	67-7
73	Morgan St.	1988	W	59-14
73	Idaho	1981	L	14-59
71	Dubuque	1919	W	71-0
71	South Dakota St.	1953	L	19-52
71	Montana St.	1986	L	25-46
70	NE Missouri St.	1956	W	44-26

## Widest Margin of Defeat

Mar.	Opponent	Yr.	Score
95	Iowa	1914	0-95
68	Iowa	1900	0-68
58	North Dakota St.	1977	0-58
58	Iowa	1902	5-63
56	Upper Iowa	1900	12-68
52	Iowa St.	1902	0-52

50	Drake	1900	0-50
49	Coe	1918	3-52
49	Pitt	1988	10-59
47	Drake	1945	6-53
45	Idaho	1981	14-59
42	Lennox	1896	0-42
42	Iowa	1913	3-45
42	North Dakota St.	1972	0-42

## Widest Margin of Victory

Mar.	Opponent	Yr.	Score
82	UW-Platteville	1915	82-0
77	Wayne St. (NE)	1988	77-0
75	Coe	1904	75-0
71	Iowa Training	1904	76-5
71	Dubuque	1919	71-0
66	UW-Whitewater	1984	73-7
63	Lennox	1910	63-0
56	Waterloo HS	1897	56-0
56	Ellsworth JC	1921	56-0
55	Lennox	1903	55-0
54	Fairbank HS	1908	54-0
51	Ellsworth JC	1919	51-0
50	Augustana	1954	50-0
49	Augustana	1949	49-0
49	Augustana	1964	49-0
48	Nebraska-Omaha	1942	48-0
48	Iowa Wesleyan	1924	54-6
47	Augustana	1952	47-0
46	Drake	1946	46-0
46	Montana St.	1987	53-7
45	Western Illinois	1987	52-7
45	Simpson	1940	52-7
45	North Dakota St.	1941	51-6
45	Morgan St.	1988	59-14

## Top Ten in Attendance

(Since 1976)

### In the UNI-Dome

- 15,100 vs. North Dakota St. (1976)
- 14,920 vs. Indiana St. (1988)
- 14,330 vs. Youngstown St. (1985)
- 14,213 vs. Montana St. (1987)
- 14,200 vs. Morningside (1976)
- 13,852 vs. Indiana St. (1985)
- 13,518 vs. NW Missouri St. (1983)
- 13,364 vs. Drake (1983)
- 13,317 vs. Northern Michigan (1981)
- 13,203 vs. Nebraska-Omaha (1981); Eastern Illinois (1987)

### On the Road

- 50,120 at Minnesota (1987)
- 46,515 at Iowa St. (1987)
- 46,219 at Iowa St. (1988)
- 35,755 at Pittsburgh (1988)
- 28,820 at Kansas St. (1986)
- 28,275 at Kansas St. (1989)
- 18,500 at McNeese St. (1987)
- 16,650 at Drake (1982)
- 14,443 at NE Louisiana (1987)
- 14,291 at Western Illinois (1987)

### Overall

- 50,120 at Minnesota (1987)
- 46,515 at Iowa St. (1987)
- 46,219 at Iowa St. (1988)
- 35,755 at Pittsburgh (1988)
- 28,820 at Kansas St. (1986)
- 28,275 at Kansas St. (1989)
- 18,500 at McNeese St. (1987)
- 16,650 at Drake (1982)
- 15,100 vs. North Dakota St. (1976)
- 14,920 vs. Indiana St. (1988)

## Panther Fortunes Year-by-Year

YEAR	GMS	WON	LOST	TIED	PCT.	OWN PTS.	OPP. PTS.	HEAD COACH	YEAR	GMS	WON	LOST	TIED	PCT.	OWN PTS.	OPP. PTS.	HEAD COACH
1895	3	1	2	0	.333	16	27	No Coach	1946#	7	4	1	2	.714	175	32	Clyde Starbeck
1896	7	4	3	0	.571	73	81	No Coach	1947##	9	5	3	1	.611	164	101	Clyde Starbeck
1897	6	5	1	0	.833	108	52	Fred Wolff	1948#	10	7	3	0	.700	177	113	Clyde Starbeck
1898	5	4	0	1	.900	92	5	E.K. Leighton	1949##	7	5	2	0	.714	186	64	Clyde Starbeck
1899	6	1	3	2	.333	63	45	Mr. Sweetland	1950	8	4	4	0	.500	159	174	Clyde Starbeck
1900	8	3	4	1	.438	71	178	Fred Williams	1951	7	3	4	0	.429	176	172	Clyde Starbeck
1901	10	5	3	2	.600	135	78	G.B. Affleck	1952#	8	6	2	0	.750	240	146	Clyde Starbeck
1902	8	1	6	1	.188	53	219	Charles A. Pell	1953	9	6	3	0	.667	248	207	Clyde Starbeck
1903	8	4	3	1	.563	145	79	Charles A. Pell	1954	8	3	5	0	.375	201	164	Clyde Starbeck
1904	9	5	3	1	.611	227	75	Charles A. Pell	1955	9	8	1	0	.889	220	114	Clyde Starbeck
1905	10	5	3	2	.600	112	74	Charles A. Pell	1956	8	2	5	1	.313	168	149	Clyde Starbeck
1906-1907	NO FOOTBALL								1957	8	5	3	0	.625	200	130	Clyde Starbeck
1908	5	5	0	0	1.000	125	100	Clayton Simmons	1958	9	4	5	0	.444	150	156	William Hammer
1909	6	6	0	0	1.000	131	22	Clayton Simmons	1959	9	6	3	0	.667	141	122	William Hammer
1910	6	1	4	1	.250	78	64	J.O. Perrine	1960#	10	9	1	0	.900	213	71	Stan B. Sheriff
1911	6	3	2	1	.583	61	48	H.F. Pasini	1961##	9	7	2	0	.778	237	118	Stan B. Sheriff
1912	8	5	2	1	.688	85	81	H.F. Pasini	1962##	9	7	1	1	.833	191	89	Stan B. Sheriff
1913	6	2	3	1	.417	27	76	A. Berkstresser	1963	9	5	3	1	.611	187	120	Stan B. Sheriff
1914	8	2	5	1	.313	35	172	A. Berkstresser	1964##	11	9	2	0	.818	269	100	Stan B. Sheriff
1915	6	3	3	0	.500	193	77	A. Berkstresser	1965	9	4	5	0	.444	160	146	Stan B. Sheriff
1916	8	1	7	0	.125	25	161	A. Berkstresser	1966	9	4	5	0	.444	121	141	Stan B. Sheriff
1917	5	2	3	0	.400	52	45	J.O. Perrine	1967	10	7	3	0	.700	136	85	Stan B. Sheriff
1918	4	1	3	0	.250	22	86	Russell Glaesner	1968	10	5	5	0	.500	195	173	Stan B. Sheriff
1919	7	2	4	1	.357	131	80	Ivan Doseff	1969	10	5	5	0	.500	192	183	Stan B. Sheriff
1920	7	4	2	1	.643	101	30	Ivan Doseff	1970	10	2	8	0	.200	103	249	Stan B. Sheriff
1921	7	5	1	1	.786	180	26	L.L. Mendenhall	1971	9	4	5	0	.444	106	117	Stan B. Sheriff
1922	7	5	2	0	.714	65	27	L.L. Mendenhall	1972	10	4	6	0	.400	178	185	Stan B. Sheriff
1923	7	3	3	1	.500	58	36	L.L. Mendenhall	1973	10	5	5	0	.500	132	165	Stan B. Sheriff
1924	7	2	5	0	.286	73	39	L.L. Mendenhall	1974	10	5	4	1	.550	268	248	Stan B. Sheriff
1925	8	5	1	2	.750	104	45	Paul Bender	1975	12	9	3	0	.750	310	193	Stan B. Sheriff
1926	8	5	3	0	.625	100	52	Paul Bender	1976	11	8	3	0	.727	231	139	Stan B. Sheriff
1927*	8	7	0	1	.938	140	32	Paul Bender	1977	11	6	5	0	.545	232	269	Stan B. Sheriff
1928*	9	5	1	3	.813	150	52	Paul Bender	1978	11	2	9	0	.188	185	282	Stan B. Sheriff
1929	7	3	4	0	.429	51	62	Paul Bender	1979	11	6	5	0	.545	162	194	Stan B. Sheriff
1930	8	2	5	1	.313	21	76	L.W. Whitford	1980	11	7	4	0	.636	334	187	Stan B. Sheriff
1931	8	3	5	0	.375	52	86	L.W. Whitford	1981+	11	5	6	0	.455	275	322	Stan B. Sheriff
1932	9	5	3	1	.611	72	65	L.W. Whitford	1982+	11	4	6	1	.409	178	229	Stan B. Sheriff
1933	9	3	6	0	.333	69	97	John Baker	1983	11	6	5	0	.545	228	248	Darrell Mudra
1934	8	3	3	2	.500	101	41	John Baker	1984+	11	9	2	0	.818	366	169	Darrell Mudra
1935	8	4	2	2	.625	123	69	Thomas Johnson	1985++	13	11	2	0	.846	392	212	Darrell Mudra
1936	9	5	2	2	.667	91	45	Clyde Starbeck	1986	11	7	3	1	.682	347	221	Darrell Mudra
1937	9	2	4	3	.389	97	94	Clyde Starbeck	1987++	14	10	4	0	.714	463	261	Darrell Mudra
1938	8	3	5	0	.375	60	99	Clyde Starbeck	1988	11	5	6	0	.455	292	239	Earle Bruce
1939	9	5	3	1	.611	94	92	Clyde Starbeck	1989	11	8	3	0	.727	302	241	Terry Allen
1940#	9	8	1	0	.889	165	68	Clyde Starbeck	1895-1988	777	425	305	47	.580			
1941	8	5	3	0	.625	164	82	Clyde Starbeck	*Iowa Conf. Title								+Shared Mid-Continent Conf. Title
1942##	7	6	1	0	.857	208	51	Clyde Starbeck	++Gateway Conf. Title								#North Central Conf. Title
1943-1944	NO FOOTBALL (War Years)								##Shared North Central Conf. Title								
1945	6	3	3	0	.500	141	163	Clyde Starbeck									



# PANTHERS VS. INDIVIDUAL OPPONENTS

OPPONENT	G	W	L	T	PCT.	First Game	Last Game	Last UNI	Score OPP	OPPONENT	G	W	L	T	PCT.	First Game	Last Game	Last UNI	Score OPP
Akron	2	1	1	0	.500	1978	1979	20	17	Light Guards	1	0	1	0	.000	1902	1902	8	16
AR-Pine Bluff	1	1	0	0	1.000	1986	1986	36	7	Loras	11	7	2	2	.727	1909	1945	19	14
Arkansas State	1	1	0	0	1.000	1987	1987	49	28	Luther	10	6	3	1	.650	1925	1934	0	0
Arkansas Tech	1	1	0	0	1.000	1980	1980	49	10	Mankato State	14	9	2	3	.750	1955	1989	14	22
Augustana	31	22	9	0	.709	1947	1977	27	35	McNeese State	2	2	0	0	1.000	1986	1987	34	31
Bowling Green	1	0	1	0	.000	1947	1947	7	19	Minnesota	1	0	1	0	.000	1987	1987	7	24
Bradley	4	4	0	0	1.000	1958	1962	27	6	Minnesota-Morris	1	0	1	0	.000	1979	1979	0	13
Buena Vista	6	4	2	0	.667	1916	1927	6	0	Montana	2	0	2	0	.000	1981	1987	16	33
Camp Dodge	1	1	0	0	1.000	1918	1918	19	0	Montana State	2	1	1	0	.500	1986	1987	53	7
Camp Funston	1	0	1	0	.000	1917	1917	0	32	Morgan State	1	1	0	0	1.000	1988	1988	59	14
Cedar Falls HS	1	1	0	0	1.000	1896	1896	6	2	Morningside	49	35	11	3	.745	1903	1977	30	13
Cedar Valley Sem.	1	1	0	0	1.000	1896	1896	12	0	Nebraska-Omaha	12	6	5	1	.542	1936	1981	42	13
Central (IA)	1	1	0	0	1.000	1945	1945	38	14	Nevada-Las Vegas	1	0	1	0	.000	1975	1975	30	48
Central Michigan	4	0	4	0	.000	1953	1970	9	27	Nevada-Reno	1	0	1	0	.000	1982	1982	0	37
Central Missouri	2	2	0	0	1.000	1983	1984	34	0	NE Louisiana	1	0	1	0	.000	1987	1987	41	44
Charles City	3	3	0	0	1.000	1905	1909	28	0	NE Missouri St.	8	5	3	0	.625	1925	1985	41	34
Coe	31	13	16	2	.452	1895	1953	21	7	Northern Arizona	1	0	1	0	.000	1988	1988	12	25
Colorado State	2	0	1	1	.250	1925	1926	0	12	Northern Illinois	3	2	1	0	.667	1927	1964	9	14
Cornell (IA)	16	9	5	2	.625	1899	1935	0	0	Northern Michigan	17	5	12	0	.294	1963	1984	44	24
Creighton (NE)	3	1	2	0	.333	1904	1940	0	20	North Dakota	37	25	12	0	.676	1936	1978	35	17
Dayton	1	0	1	0	.000	1948	1948	7	33	North Dakota St.	40	22	18	0	.550	1938	1982	7	12
Delaware State	1	1	0	0	1.000	1985	1985	37	17	NW Missouri St.	3	3	0	0	1.000	1983	1985	49	0
Des Moines	7	4	3	0	.571	1901	1928	12	7	Parsons	8	4	3	1	.563	1920	1929	19	6
Drake	43	17	25	1	.407	1900	1985	9	24	Pittsburgh	1	0	1	0	.000	1988	1988	10	59
Dubuque	7	2	4	1	.357	1914	1924	19	6	Reinbeck HS	1	1	0	0	1.000	1896	1896	28	10
Eastern Illinois	14	8	5	1	.607	1975	1989	31	28	Simpson	18	6	9	3	.417	1900	1940	52	7
E. Kentucky	1	0	1	0	.000	1971	1971	7	21	South Dakota	39	21	17	1	.551	1899	1982	41	24
E. Michigan	8	3	5	0	.375	1930	1968	7	34	South Dakota St.	40	22	16	2	.575	1935	1979	7	14
E. Washington	2	2	0	0	1.000	1985	1989	47	21	SE Missouri St.	2	1	1	0	.500	1980	1982	17	20
Ellsworth	17	13	4	0	.765	1897	1925	30	0	Southern Illinois	8	4	5	0	.375	1965	1989	38	14
Emporia State	4	2	2	0	.500	1938	1948	0	26	SW Missouri St.	10	7	3	0	.700	1980	1989	22	37
Evansville	1	1	0	0	1.000	1980	1980	63	33	St. Ambrose	2	0	1	1	.250	1923	1924	0	3
Fairbank HS	1	1	0	0	1.000	1908	1908	54	0	St. Cloud State	2	2	0	0	1.000	1976	1977	27	14
Fort Hays	1	1	0	0	1.000	1989	1989	43	15	St. Thomas	2	1	0	1	.750	1926	1927	6	6
Ferris State	1	1	0	0	1.000	1989	1989	39	3	Still	1	1	0	0	1.000	1921	1921	66	0
Georgia Southern	1	0	1	0	.000	1985	1985	33	40	Upper Iowa	20	10	7	3	.575	1895	1928	13	13
Grand Valley	1	1	0	0	1.000	1981	1981	21	20	Waterloo HS	7	7	0	0	1.000	1896	1912	39	0
Grinnell	15	5	7	3	.433	1899	1938	10	0	Waterloo YMCA	1	1	0	0	1.000	1898	1898	23	0
Hamline	2	1	1	0	.500	1945	1946	46	6	Wayne State (NE)	2	2	0	0	1.000	1976	1988	77	0
Haskell	1	1	0	0	1.000	1936	1936	21	0	Weber State	2	1	1	0	.500	1978	1980	31	10
Hastings	1	1	0	0	1.000	1955	1955	26	7	Western Illinois	18	12	6	0	.666	1967	1989	21	10
Hillsdale	1	0	1	0	.000	1960	1960	6	17	Western Kentucky	2	0	2	0	.000	1975	1979	17	24
Idaho	2	0	2	0	.000	1981	1982	13	38	Western Michigan	17	4	11	2	.294	1930	1949	6	20
Illinois State	6	4	2	0	.666	1972	1989	13	32	Western Union	2	1	1	0	.500	1923	1926	23	0
Indiana State	6	4	2	0	.666	1983	1989	24	21	Wheaton	1	1	0	0	1.000	1960	1960	21	18
Iowa	11	1	10	0	.091	1898	1914	0	95	William Penn	20	10	5	5	.750	1901	1932	13	0
Iowa State	16	1	12	3	.156	1899	1988	17	20	Winona State	1	1	0	0	1.000	1984	1984	37	0
Iowa Training	3	2	0	1	.833	1903	1905	12	6	WI-LaCrosse	1	1	0	0	1.000	1983	1983	41	0
Iowa Wesleyan	7	7	0	0	1.000	1914	1928	34	0	WI-Platteville	1	1	0	0	1.000	1915	1915	82	0
Kansas State	3	3	0	0	1.000	1985	1989	10	8	WI-Stevens Point	1	1	0	0	1.000	1972	1972	40	6
Kansas St.-Pitt.	4	3	1	0	.750	1940	1974	31	22	WI-Whitewater	4	4	0	0	1.000	1975	1984	73	7
Lamar Tech	1	1	0	0	1.000	1964	1964	19	17	Woodbine	1	1	0	0	1.000	1901	1901	12	6
Leander Clark	6	2	1	3	.583	1897	1913	0	0	Youngstown State	8	5	3	0	.625	1978	1987	31	28
Lennox	6	4	2	0	.667	1895	1910	63	0										

## HOMECOMING RESULTS SINCE 1920 (41-20-7)

1920 UNI 14, Parsons 0  
 1921 UNI 7, Simpson 6  
 1922 UNI 0, Upper Iowa 0  
 1923 Western Union 6, UNI 2  
 1924 UNI 13, Simpson 0  
 1925 UNI 20, Luther 9  
 1926 UNI 34, Buena Vista 0  
 1927 UNI 14, Upper Iowa 6  
 1928 UNI 0, Grinnell 0  
 1929 UNI 7, Simpson 0  
 1930 Coe 13, UNI 2  
 1931 W. Michigan 14, UNI 0  
 1932 UNI 13, Morningside 0  
 1933 UNI 0, Simpson 0  
 1934 Grinnell 19, UNI 12  
 1935 UNI 21, W. Michigan 14  
 1936 UNI 6, Morningside 0  
 1937 W. Michigan 7, UNI 0  
 1938 Morningside 13, UNI 7  
 1939 UNI 13, W. Michigan 13  
 1940 UNI 13, K. State-Pitt. 6  
 1941 W. Michigan 28, UNI 7  
 1942 UNI 26, Morningside 7

1945 UNI 58, S. Dakota St. 7  
 1946 UNI 0, W. Michigan 0  
 1947 UNI 31, Morningside 13  
 1948 UNI 33, S. Dakota St. 7  
 1949 UNI 49, Augustana(SD) 0  
 1950 Drake 34, UNI 18  
 1951 UNI 27, Morningside 7  
 1952 S. Dakota 34, UNI 20  
 1953 UNI 34, Morningside 20  
 1954 S. Dakota 34, UNI 33  
 1955 UNI 13, Morningside 12  
 1956 UNI 20, Morningside 20  
 1957 UNI 27, N. Dakota 20  
 1958 Morningside 26, UNI 18  
 1959 UNI 14, N. Dakota 9  
 1960 UNI 26, Morningside 0  
 1961 UNI 34, Augustana 6  
 1962 UNI 21, Morningside 18  
 1963 UNI 9, N. Dakota 0  
 1964 UNI 24, Morningside 14  
 1965 UNI 27, Augustana 21  
 1966 UNI 2, Morningside 0  
 1967 UNI 23, Augustana 10

1968 Morningside 14, UNI 13  
 1969 UNI 14, S. Dakota 2  
 1970 Morningside 19, UNI 7  
 1971 N. Dakota 23, UNI 10  
 1972 UNI 27, Morningside 13  
 1973 S. Dakota 19, UNI 7  
 1974 UNI 41, Drake 17  
 1975 UNI 20, Augustana 14  
 1976 UNI 37, Morningside 7  
 1977 Augustana 35, UNI 27  
 1978 W. Illinois 21, UNI  
 1979 UNI 20, Akron 17  
 1980 UNI 41, SW Missouri 0  
 1981 N. Michigan 17, UNI 13  
 1982 Idaho 38, UNI 13  
 1983 UNI 41, WI-LaCrosse 0  
 1984 UNI 24, SW Missouri 10  
 1985 UNI 24, Indiana St. 7  
 1986 UNI 45, SW Missouri 3  
 1987 Montana 33, UNI 16  
 1988 W. Illinois 28, UNI 27  
 1989 Ferris State 3, UNI 39



# UNI FOOTBALL HISTORY 1895-1989

<b>1895</b> (1-2-0) 12 Coe.....10 4 Lennox.....12 0 Upper Iowa.....5 No Coach Designated  <b>1896</b> (4-3-0) 5 Coe.....10 22 Waterloo High School.....0 0 Lennox.....42 0 Coe.....17 12 Cedar Valley Seminary.....0 28 Reinbeck High School.....10 6 Cedar Falls High School.....2 No Coach Designated  <b>1897</b> (5-1-0) 56 Waterloo High School.....0 10 Ellsworth.....26 10 Coe.....8 10 Upper Iowa.....6 6 Waterloo High School.....0 16 Leander Clark.....12 Coach-Fred Wolff  <b>1898</b> (4-0-1) 23 Waterloo YMCA.....0 40 Cornell.....0 18 Coe.....0 0 Upper Iowa.....0 11 Iowa.....5 Coach-E.K. Leighton  <b>1899</b> (1-3-2) 0 Iowa.....22 6 Grinnell.....12 0 Cornell.....11 0 Iowa State.....0 57 Coe.....80 0 South Dakota.....0 Coach-Mr. Sweetland  <b>1900</b> (3-4-1) 42 Waterloo High School.....0 0 Iowa.....68 6 Cornell.....6 12 Upper Iowa.....5 6 Coe.....16 5 Iowa State.....0 0 Simpson.....33 0 Drake.....50 Coach-Fred Williams  <b>1901</b> (3-4-1) 11 Cornell.....6 0 Iowa.....16 0 Iowa State.....0 0 Drake.....32 6 Simpson.....6 16 William Penn.....0 72 Des Moines Univ.....0 12 Woodbine.....6 0 Coe.....6 6 Iowa.....10 Coach-G.B. Affleck  <b>1902</b> (1-6-1) 5 Iowa.....63 12 Cornell.....11 5 Drake.....36 12 Coe.....18 6 William Penn.....6 8 Light Guards.....16 0 Iowa State.....52 5 Simpson.....17 Coach-Charles A. Pell  <b>1903</b> (4-3-1) 0 Iowa Training.....0 0 Iowa.....29 55 Lennox.....0 28 William Penn.....0 18 Cornell.....5 33 Morningside.....0 6 Coe.....28 5 Des Moines.....17 Coach-Charles A. Pell 	<b>1904</b> (5-3-1) 76 Iowa Training.....5 36 Simpson.....0 0 Iowa State.....17 17 Cornell.....10 5 Iowa.....11 75 Coe.....0 6 William Penn.....6 6 Drake.....26 6 Creighton.....0 Coach-Charles A. Pell  <b>1905</b> (5-3-2) 23 Waterloo High School.....6 23 Charles City.....0 0 Iowa State.....29 12 Iowa Training.....6 6 Cornell.....0 5 Iowa.....41 6 Coe.....6 6 William Penn.....12 31 Ellsworth.....0 0 Morningside.....0 Coach-Charles A. Pell  <b>1906</b> No Football <b>1907</b> No Football <b>1908</b> (5-0-0) 54 Fairbank High School.....0 22 Lennox.....0 18 Ellsworth.....5 15 Ellsworth.....0 16 Charles City.....0 Coach-Clayton B. Simmons  <b>1909</b> (6-0-0) 28 Charles City.....0 36 Lennox.....0 32 Loras.....16 24 Grinnell.....6 5 Coe.....0 6 Leander Clark.....0 Coach-Clayton B. Simmons  <b>1910</b> (1-4-1) 63 Lennox.....0 0 Leander Clark.....0 3 Simpson.....6 0 Ellsworth.....17 6 Grinnell.....24 6 Loras.....17 Coach-J.O. Perrine  <b>1911</b> (3-2-1) 27 Waterloo High School.....0 17 Ellsworth.....5 0 Leander Clark.....6 6 Cornell.....31 0 Loras.....0 11 Simpson.....6 Coach-H.F. Pasini  <b>1912</b> (5-2-1) 7 Iowa.....35 7 Grinnell.....38 6 Coe.....0 0 Leander Clark.....0 7 Loras.....3 6 Ellsworth.....3 17 Upper Iowa.....2 39 Waterloo High School.....0 Coach-H.F. Pasini  <b>1913</b> (2-3-1) 3 Iowa.....45 0 Ellsworth.....6 12 Grinnell.....0 0 Leander Clark.....0 12 Upper Iowa.....0 0 Drake.....25 Coach-Allen Berkstreser  <b>1914</b> (2-5-1) 6 Des Moines.....0 0 Iowa.....95 0 Ellsworth.....26 6 Dubuque.....6 7 William Penn.....19 	<b>1915</b> (3-3-0) 7 Dubuque.....25 10 Loras.....13 61 Upper Iowa.....19 82 Wisconsin-Platteville.....0 9 Morningside.....20 24 Ellsworth.....0 Coach-Allen Berkstreser  <b>1916</b> (1-7-0) 0 Iowa State.....12 7 Morningside.....38 0 Upper Iowa.....27 0 Cornell.....27 0 Dubuque.....20 3 Buena Vista.....7 2 Dubuque.....30 13 Ellsworth.....0 Coach-Allen Berkstreser  <b>1917</b> (2-3-0) 42 Iowa Wesleyan.....0 0 Camp Funston.....32 0 Upper Iowa.....7 10 Des Moines.....0 0 William Penn.....6 Coach-J.O. Perrine  <b>1918</b> (1-3-0) 0 Morningside.....28 0 Upper Iowa.....6 19 Camp Dodge.....0 3 Coe.....52 Coach-Russell Glaesner  <b>1919</b> (2-4-1) 0 Cornell.....14 0 William Penn.....0 7 Upper Iowa.....19 2 Morningside.....41 51 Ellsworth.....0 71 Dubuque.....0 0 Des Moines.....6 Coach-Ivan Doseff  <b>1920</b> (4-2-1) 0 Coe.....10 14 Buena Vista.....0 21 William Penn.....0 14 Parsons.....0 38 Ellsworth.....0 14 Loras.....14 0 Des Moines.....6 Coach-Ivan Doseff  <b>1921</b> (5-1-1) 7 Coe.....13 66 Still.....0 18 Buena Vista.....0 56 Ellsworth.....0 0 Upper Iowa.....0 19 Parsons.....7 14 William Penn.....6 Coach-L.L. Mendenhall  <b>1922</b> (5-2-0) 3 Cornell.....0 0 Buena Vista.....3 7 Simpson.....6 20 Ellsworth.....3 0 Parsons.....3 21 William Penn.....12 14 Upper Iowa.....12 Coach-L.L. Mendenhall  <b>1923</b> (3-3-1) 0 St. Ambrose.....0 7 Dubuque.....17 7 Iowa Wesleyan.....0 35 Ellsworth.....0 0 Simpson.....13 7 Upper Iowa.....0 2 Western Union.....6 Coach-L.L. Mendenhall 	<b>1924</b> (2-5-0) 0 St. Ambrose.....3 54 Iowa Wesleyan.....6 0 Simpson.....13 0 William Penn.....3 0 Parsons.....2 0 Upper Iowa.....6 19 Dubuque.....6 Coach-L.L. Mendenhall  <b>1925</b> (5-1-2) 30 Ellsworth.....0 21 Iowa Wesleyan.....3 0 Simpson.....23 20 Luther.....9 0 William Penn.....7 14 Upper Iowa.....7 16 Northeast Missouri.....0 3 Colorado State.....3 Coach-Paul Bender  <b>1926</b> (5-3-0) 20 St. Thomas.....0 23 Western Union.....0 34 Buena Vista.....0 0 William Penn.....14 3 Luther.....0 13 Upper Iowa.....6 7 Parsons.....20 0 Colorado State.....12 Coach-Paul Bender  <b>1927</b> (7-0-1) 6 St. Thomas.....6 9 Iowa Wesleyan.....0 6 Buena Vista.....0 12 William Penn.....7 41 Luther.....7 20 Northern Illinois.....6 14 Upper Iowa.....6 32 Parsons.....0 Coach-Paul Bender  <b>1928</b> (5-1-3) 0 Coe.....32 34 Iowa Wesleyan.....0 40 William Penn.....0 39 Northern Illinois.....0 13 Upper Iowa.....13 0 Grinnell.....0 0 Parsons.....0 12 Luther.....0 12 Des Moines.....7 Coach-Paul Bender  <b>1929</b> (3-4-0) 0 Coe.....7 7 Simpson.....0 0 Northeast Missouri.....14 13 William Penn.....7 6 Grinnell.....21 6 Luther.....7 19 Parsons.....6 Coach-Paul Bender  <b>1930</b> (2-5-1) 6 Loras.....0 13 Luther.....0 2 Coe.....13 0 William Penn.....0 0 Simpson.....6 0 Western Michigan.....26 0 Eastern Michigan.....19 0 Grinnell.....12 Coach-L.W. "Mon" Whitford  <b>1931</b> (3-5-0) 19 Loras.....0 0 Grinnell.....12 12 William Penn.....3 6 Luther.....13 9 Simpson.....12 0 Western Michigan.....14 0 Eastern Michigan.....32 6 Coe.....0 Coach-L.W. "Mon" Whitford  <b>1932</b> (5-3-1) 7 Loras.....0 13 William Penn.....0 13 Cornell.....0 0 Luther.....13 13 Morningside.....0 	<b>1933</b> (3-6-0) 12 Loras.....0 7 Cornell.....13 13 Grinnell.....6 6 Western Michigan.....8 0 Coe.....19 0 Morningside.....6 0 Simpson.....13 6 Eastern Michigan.....19 25 Luther.....13 Coach-John Baker  <b>1934</b> (3-3-2) 18 Cornell.....0 33 Eastern Michigan.....0 0 Western Michigan.....7 0 Coe.....7 6 Simpson.....6 12 Grinnell.....2 0 Luther.....0 Coach-John Baker  <b>1935</b> (4-2-2) 0 Cornell.....0 0 Eastern Michigan.....3 21 Western Michigan.....14 0 Coe.....18 32 Simpson.....7 7 Grinnell.....7 41 Morningside.....7 22 South Dakota State.....13 Coach-Thomas Johnson  <b>1936</b> (5-2-2) 0 Iowa State.....0 24 Grinnell.....0 0 North Dakota.....19 21 Coe.....0 12 Western Michigan.....6 21 Haskell.....0 0 South Dakota State.....13 0 Morningside.....0 7 Nebraska-Omaha.....7 Coach-Clyde Starbeck  <b>1937</b> (2-4-3) 12 Iowa State.....14 20 Grinnell.....20 0 North Dakota.....21 0 Western Michigan.....7 6 Coe.....6 33 South Dakota State.....0 0 South Dakota.....13 13 Nebraska-Omaha.....0 Coach-Clyde Starbeck  <b>1938</b> (3-5-0) 10 Grinnell.....0 0 Western Michigan.....20 7 North Dakota State.....14 14 Coe.....0 7 Morningside.....13 14 Emporia State.....13 2 South Dakota.....26 6 Nebraska-Omaha.....13 Coach-Clyde Starbeck  <b>1939</b> (5-3-1) 12 Northeast Missouri.....0 0 Creighton.....26 6 North Dakota.....19 7 Emporia State.....34 13 Western Michigan.....13 16 Coe.....0 7 Morningside.....0 14 South Dakota.....0 19 North Dakota State.....0 Coach-Clyde Starbeck  <b>1940</b> (8-1-0) 0 Creighton.....20 15 North Dakota.....0 13 North Dakota State.....7 20 Western Michigan.....19 13 Kansas State-Pitt.....6 
--	---	---	--	---



13 Morningside	0
12 South Dakota State	2
27 Nebraska-Omaha	7
52 Simpson	7
Coach-Clyde Starbeck	

1941	
(5-3-0)	
21 South Dakota State	0
32 North Dakota	10
13 Morningside	0
7 Western Michigan	28
6 Kansas State-Pitt	12
51 North Dakota State	6
0 Drake	13
34 Nebraska-Omaha	13
Coach-Clyde Starbeck	

1942	
(6-1-0)	
38 South Dakota State	0
27 North Dakota State	19
6 Western Michigan	14
26 Morningside	6
36 South Dakota	0
27 Drake	12
48 Nebraska-Omaha	0
Coach-Clyde Starbeck	

1943	
No Football (War Years)	
1944	
No Football (War Years)	
1945	
(3-3-0)	

38 Central (IA)	14
13 Iowa State	48
19 Loras	14
7 Hamline	27
58 South Dakota State	7
6 Drake	53
Coach-Clyde Starbeck	

1946	
(4-1-2)	
6 South Dakota State	6
18 Iowa State	20
46 Hamline	6
0 Western Michigan	0
38 Morningside	0
21 North Dakota State	0
46 Drake	0
Coach-Clyde Starbeck	

1947	
(5-3-1)	
14 Iowa State	31
21 North Dakota	0
13 North Dakota State	12
33 Emporia State	6
0 Western Michigan	14
31 Morningside	13
6 Drake	6
39 Augustana	0
7 Bowling Green	19
Coach-Clyde Starbeck	

1948	
(7-3-0)	
7 Iowa State	27
32 Morningside	0
6 Drake	0
33 South Dakota State	7
13 Western Michigan	6
26 North Dakota	14
34 Augustana	0
0 Emporia State	26
19 North Dakota State	0
7 Dayton	33
Coach-Clyde Starbeck	

1949	
(5-2-0)	
6 Western Michigan	20
27 North Dakota State	6
13 South Dakota State	14
40 North Dakota	0
49 Augustana	0
30 Morningside	10
21 South Dakota	14
Coach-Clyde Starbeck	

1950	
(4-4-0)	
13 South Dakota State	34
33 North Dakota	21
33 North Dakota State	25
8 Iowa State	26
18 Drake	34

34 Augustana	13
13 Morningside	7
7 South Dakota	14
Coach-Clyde Starbeck	

1951	
(3-4-0)	
6 South Dakota State	48
49 North Dakota	19
14 North Dakota State	27
6 Drake	39
67 Augustana	7
27 Morningside	7
7 South Dakota	25
Coach-Clyde Starbeck	

1952	
(6-2-0)	
12 Drake	14
32 North Dakota State	0
27 Coe	24
27 North Dakota	14
47 Augustana	0
28 Morningside	26
20 South Dakota	34
47 South Dakota State	34
Coach-Clyde Starbeck	

1953	
(6-3-0)	
20 Central Michigan	34
19 South Dakota State	52
21 Coe	7
34 North Dakota	6
27 North Dakota State	21
39 Augustana	13
34 Morningside	20
34 South Dakota	27
20 Drake	27
Coach-Clyde Starbeck	

1954	
(3-5-0)	
21 Central Michigan	42
39 North Dakota State	0
12 Drake	14
14 North Dakota	13
50 Augustana	0
12 Morningside	20
33 South Dakota	34
20 South Dakota State	41
Coach-Clyde Starbeck	

1955	
(8-1-0)	
26 Hastings	7
21 South Dakota State	34
21 Drake	14
32 North Dakota State	0
13 North Dakota	7
28 Augustana	7
13 Morningside	12
33 South Dakota	26
33 Mankato State	7
Coach-Clyde Starbeck	

1956	
(2-5-1)	
20 Drake	0
44 Northeast Missouri	26
6 Augustana	13
20 Morningside	20
19 North Dakota	20
19 South Dakota	20
27 South Dakota State	31
13 North Dakota State	19
Coach-Clyde Starbeck	

1957	
(5-3-0)	
12 Drake	34
20 South Dakota State	23
18 North Dakota State	0
35 Northeast Missouri	13
54 Augustana	12
7 Morningside	21
27 North Dakota	20
27 South Dakota	7
Coach-Clyde Starbeck	

1958	
(4-5-0)	
29 Bradley	12
25 Mankato State	0
21 North Dakota State	11
20 Drake	16
15 Augustana	26
18 Morningside	26
0 North Dakota	14
8 South Dakota State	13
14 South Dakota	38
Coach-William Hammer	

1959	
(6-3-0)	
22 Bradley	15
21 Mankato State	0
22 North Dakota State	32
14 Drake	6
6 Augustana	7
22 Morningside	14
14 North Dakota	9
6 South Dakota	27
14 South Dakota State	12
Coach-William Hammer	

1960	
(9-1-0)	
41 Mankato State	16
19 North Dakota State	7
14 Drake	3
27 Augustana	7
26 Morningside	0
7 North Dakota	0
40 South Dakota	0
12 South Dakota State	0
21 Wheaton	18
Mineral Water Bowl	
6 Hillsdale	17
Coach-Stan B. Sheriff	

1961	
(7-2-0)	
37 Bradley	6
19 Mankato State	0
33 North Dakota State	8
6 Drake	21
34 Augustana	6
43 Morningside	14
25 North Dakota	0
27 South Dakota	7
13 South Dakota State	36
Coach-Stan B. Sheriff	

1962	
(7-1-1)	
27 Bradley	6
20 Mankato State	8
28 South Dakota	0
33 North Dakota State	0
15 Drake	21
21 Morningside	18
13 North Dakota	8
13 South Dakota	13
21 Augustana	15
Coach-Stan B. Sheriff	

1963	
(5-3-1)	
12 Northern Michigan	11
14 Mankato State	14
33 South Dakota	6
0 North Dakota State	21
12 Drake	21
49 Morningside	14
9 North Dakota	0
13 South Dakota State	27
45 Augustana	6
Coach-Stan B. Sheriff	

1964	
(9-2-0)	
14 Northern Michigan	7
36 Mankato State	0
7 North Dakota State	14
34 North Dakota	0
41 Drake	14
24 Morningside	14
49 Augustana	0
23 South Dakota State	14
13 South Dakota	6
9 Northern Illinois	14
Pecan Bowl	
19 Lamar Tech	17
Coach-Stan B. Sheriff	

1965	
(4-5-0)	
7 Northern Michigan	10
16 Southern Illinois	23
7 North Dakota State	20
0 North Dakota	34
7 Drake	31
14 Morningside	7
27 Augustana	21
41 South Dakota State	0
41 South Dakota	0
Coach-Stan B. Sheriff	

1966	
(4-5-0)	
0 Northern Michigan	21
6 Drake	9
10 North Dakota	23
28 Augustana	7
7 Southern Illinois	30

2 Morningside	0
13 South Dakota State	7
14 South Dakota	30
41 North Dakota State	14
Coach-Stan B. Sheriff	
1967	
(7-3-0)	
3 Northern Michigan	7
12 Western Illinois	0
9 North Dakota State	10
7 North Dakota	0
23 Augustana	10
7 Drake	10
29 Morningside	19
17 South Dakota State	16
15 South Dakota	7
14 Eastern Michigan	6
Coach-Stan B. Sheriff	

1968	
(5-5-0)	
13 Northern Michigan	24
33 Western Illinois	6
14 North Dakota	10
34 Augustana	12
38 South Dakota State	10
21 Drake	19
13 Morningside	14
7 South Dakota	13
15 North Dakota State	31
7 Eastern Michigan	34
Coach-Stan B. Sheriff	

1969	
(5-5-0)	
14 Northern Michigan	24
10 Central Michigan	28
10 Augustana	21
24 South Dakota State	14
23 Drake	13
30 Morningside	7
14 South Dakota	2
13 North Dakota State	41
40 North Dakota	10
14 Western Illinois	23
Coach-Stan B. Sheriff	

1970	
(2-8-0)	
0 Northern Michigan	21
9 Central Michigan	27
24 South Dakota State	8
17 South Dakota	41
13 Drake	0
10 North Dakota State	43
6 North Dakota	41
10 Augustana	20
7 Western Illinois	29
Coach-Stan B. Sheriff	

1971	
(4-5-0)	
9 Northeast Missouri	22
7 Eastern Kentucky	21
23 South Dakota State	0
8 South Dakota	0
0 Drake	28
21 Morningside	0
11 North Dakota State	23
10 North Dakota	23
17 Augustana	0
Coach-Stan B. Sheriff	

1972	
(4-6-0)	
41 WI-Stevens Point	6
14 Illinois State	24
21 Mankato State	0
7 South Dakota	21
0 North Dakota State	42
14 Drake	21
27 Morningside	13
9 North Dakota	38
32 South Dakota State	0
14 Augustana	20
Coach-Stan B. Sheriff	

1973	
(5-5-0)	
13 Kansas State-Pitt	0
20 Western Illinois	14
7 Mankato State	28
7 South Dakota	19
0 North Dakota State	21
31 Drake	3
28 Morningside	14
17 North Dakota	14
0 South Dakota State	16
0 Augustana	36
Coach-Stan B. Sheriff	

1974	
(5-4-1)	
31 Kansas State-Pitt	22
14 Western Illinois	40
28 Mankato State	28
20 North Dakota State	0
26 North Dakota	42
41 Drake	17
49 Morningside	14
23 Augustana	38
22 South Dakota State	21
14 South Dakota	26
Coach-Stan B. Sheriff	

1975	
(9-3)*	
14 Eastern Illinois	8
30 Nevada-Las Vegas	48
35 Mankato State	6
23 North Dakota State	16
20 North Dakota	21
27 Drake	24
21 Morningside	14
20 Augustana	14
14 South Dakota State	3
45 South Dakota	19
49 Wisconsin-Whitewater	6
12 Western Kentucky	14
*Includes NCAA Div. II game with Western Kentucky	
Coach-Stan B. Sheriff	

1976	
(8-3)	
7 Northern Michigan	41
34 Nebraska-Omaha	13
1 at St. Cloud State	0
24 at North Dakota	22
7 at Augustana	6
38 Wayne State	0
37 Morningside	7
13 South Dakota State	16
14 at South Dakota	7
9 North Dakota State	10
47 at WI-Whitewater	20
Coach-Stan B. Sheriff	

1977	
(6-5)	
21 Northeast Missouri	31
7 at Northern Michigan	41
31 Eastern Illinois	21
0 at North Dakota State	58
9 North Dakota	6
27 Augustana	35
17 Nebraska-Omaha	19
30 at Morningside	13
23 at South Dakota State	12
34 South Dakota	14
27 St. Cloud State	14
Coach-Stan B. Sheriff	

1978	
(2-9)	
15 Wisconsin-Whitewater	12
14 Youngstown State	31
22 at Eastern Illinois	38
0 at Weber State	35
14 at Nebraska-Omaha	17
35 North Dakota	17
14 at North Dakota State	42
7 Western Illinois	21
9 South Dakota State	10
18 Northern Michigan	20
28 at Akron	39
Coach-Stan B. Sheriff	

1979	
(6-5)	
0 Minnesota-Morris	13
11 at Northern Michigan	7
21 North Dakota State	10
15 Nebraska-Omaha	39
0 at Youngstown State	29
20 Akron	17
38 at Western Illinois	25
7 at South Dakota State	14
10 Eastern Illinois	7
23 at South Dakota	9
17 Western Kentucky	24
Coach-Stan B. Sheriff	

1980	
(7-4)	
8 at Nebraska-Omaha	32
31 Weber State	10
49 Arkansas Tech	10
16 at Northern Michigan	20
35 Western Illinois	28
30 Southeast Missouri	7
41 Southwest Missouri	0
38 at Youngstown State	17



9 at Eastern Illinois.....	14
14 South Dakota .....	16
63 Evansville .....	33
Coach-Stan B. Sheriff	

1981 (5-6)	
30 Drake .....	39
21 Grand Valley State .....	20
14 at Idaho .....	59
21 at Montana .....	42
13 Northern Michigan .....	17
14 at Western Illinois .....	21
20 at Southwest Missouri .....	17
38 Eastern Illinois .....	17
42 Nebraska-Omaha .....	13
17 at South Dakota .....	34
45 Youngstown State .....	43
Coach-Stan B. Sheriff	

1982 (4-6-1)	
13 at Drake .....	40
10 Southwest Missouri .....	0
10 Eastern Illinois .....	10
21 Western Illinois .....	9
13 Idaho .....	38
17 at Southeast Missouri .....	20
33 Northern Michigan .....	14
0 at Nevada-Reno .....	37
7 at North Dakota State .....	12
41 South Dakota .....	24
13 at Youngstown State .....	25
Coach-Stan B. Sheriff	

1983 (6-5-0)	
34 Drake .....	10
0 at Indiana State .....	26
13 at Southwest Missouri .....	35
9 Southern Illinois .....	52
32 at Western Illinois .....	26
41 Wisconsin-LaCrosse .....	0
0 at Eastern Illinois .....	13
23 Youngstown State .....	13
26 at Northern Michigan .....	45
20 at Central Missouri .....	7
30 Northwest Missouri .....	21
Coach-Darrell Mudra	

1984 (9-2)	
37 Winona State .....	0
33 at Drake .....	28
24 Southwest Missouri .....	10
30 Western Illinois .....	17
10 at Southern Illinois .....	40
73 Wisconsin-Whitewater .....	7
16 at Youngstown State .....	6
44 Northern Michigan .....	24
17 at Eastern Illinois .....	27
34 Central Missouri .....	0
48 Northwest Missouri .....	10
Coach-Darrell Mudra	

1985 (11-2)	
9 at Drake .....	24
10 at Kansas State .....	6
38 at Southwest Missouri .....	17
37 Delaware State .....	17
48 at Western Illinois .....	14
24 Indiana State .....	7
50 Youngstown State .....	26
15 at Illinois State .....	3
21 Eastern Illinois .....	20
49 Northwest Missouri .....	0
41 Northeast Missouri .....	24
17 Eastern Washington+ .....	14
33 Georgia Southern++ .....	40
+NCAA 1-AA Quarterfinal	
++NCAA 1-AA Semifinal	
Coach-Darrell Mudra	

1986 (7-3-1)	
16 at Mankato State .....	16
17 at Kansas State .....	0
45 Southwest Missouri .....	3
36 Arkansas-Pine Bluff .....	7
30 at Eastern Illinois .....	31
24 at Southern Illinois .....	27
32 Western Illinois .....	30
25 at Montana State .....	46
55 McNeese State .....	38
45 Indiana State .....	10
22 Illinois State .....	13
Coach-Darrell Mudra	

1987 (10-4)	
34 at McNeese State .....	31
7 at Minnesota .....	24
53 Montana State .....	7
38 at Indiana State .....	14
16 Montana .....	33
38 at Iowa State .....	39
52 at Western Illinois .....	7
19 Eastern Illinois .....	17
17 at Southwest Missouri .....	13
20 Southern Illinois .....	3
48 Illinois State .....	17
31 Youngstown State+ .....	28
49 Arkansas State+ .....	28
41 at NE Louisiana St .....	+OT44
+NCAA 1AA Playoffs	
Coach-Darrell Mudra	

1988 (5-6)	
59 at Pittsburgh .....	10
10 Morgan State .....	59
9 Southwest Missouri .....	28
27 Western Illinois .....	28
17 at Iowa State .....	20
34 at Illinois State .....	7
17 at Eastern Illinois .....	15
6 Indiana State .....	24
12 at Northern Arizona .....	25
77 Wayne State (NE) .....	0
24 at Southern Illinois .....	21
Coach-Earle Bruce	

1989 (8-3)	
14 Mankato State .....	22
10 at Kansas State .....	8
43 Fort Hays State .....	15
22 at Southwest Missouri .....	37
21 at Western Illinois .....	10
24 at Indiana State .....	21
39 Ferris State .....	3
31 Eastern Illinois .....	28
13 at Illinois State .....	32
38 Southern Illinois .....	14
47 Eastern Washington .....	21
Coach-Terry Allen	

## UNI ATHLETICS HALL OF FAME FOOTBALL INDUCTEES

Northern Iowa's Athletics Hall of Fame was initiated in 1985 and since that beginning, nine former UNI administrators and/or football athletes have been inducted. The following people have played a primary role in the success of UNI's football teams.

- Dick Beetsch, 1986, 1952-56
- Daniel Boals, 1989, 1959-62
- Loren Buser, 1988, 1962-66
- George Dutcher, 1988, 1936-39, '45-46
- Duane Josephson, 1987, 1960
- L.L. Mendenhall, 1985, 1921-60
- Randy Schultz, 1987, 1963-65
- Stan Sheriff, 1986, 1958-83
- C.L. Starbuck, 1985, 1936-57

## PANTHER ALL-AMERICANS

### First Team Selections

- 1937—Paul Jones, End\*
- 1949—Paul DeVan, Halfback\*\*
- 1952—Lou Bohnsack, Center\*\*
- 1955—LeRoy Dunn, Tackle\*
- 1956—Dick Formanek, Tackle\*
- 1960—Jerry Morgan, Quarterback\*  
George Asleson, Guard\*\*
- 1961—Wendell Williams, Guard\*\*
- 1962—Dan Boals, Fullback\*
- 1964—Randy Schultz, Fullback\*\*
- 1967—Ray Pedersen, Guard\*\*
- 1975—Mike Timmerman, Tackle\*\*
- 1985—Joe Fuller, Defensive Back+
- 1987—Carl Boyd, Running Back+

### Second Team Selections

- 1948—Jason Loving, Tackle\*\*
- 1959—Dennis Remmert, Tackle\*
- 1961—Wendell Williams, Guard\*
- 1973—Mike Woodley, Free Safety\*\*
- 1984—Joe O'Brien, Tackle\*\*
- 1986—Carl Boyd, Running Back#
- 1987—Carl Boyd, Running Back\*\*  
Jeff Bealles, End#
- 1989—David Campbell, Guard\$\*\*  
Bryce Paup, Linebacker\$

### Third Team Selections

- 1946—Pudge Camarata, Halfback\*\*
- 1960—Jerry Morgan, Quarterback\*\*
- 1962—Dan Boals, Fullback\*\*
- 1975—Bill Salmon, Quarterback\*\*
- 1976—Nick Maragos, Free Safety\*\*
- 1981—Ken Harvey, Split End\*\*
- 1987—Mark Hanssen, Center\*\*  
Jeff Bealles, End\*\*
- 1988—Sherrod Howard, Tight End\*\*
- 1989—Bryce Paup, Linebacker\*\*

### Honorable Mention Selections

- 1985—Mike Smith, Quarterback\*\*  
Edward Grimes, End\*\*  
Terry Orth, Tackle\*\*  
Mark Farley, Linebacker\*\*  
Moses Aimable, Defensive Back\*\*  
Joe Fuller, Defensive Back\*\*
- 1986—Brian Baker, Tight End\*\*  
Mike Smith, Quarterback\*\*+  
Carl Boyd, Running Back\*\*  
Jeff Bealles, End\*\*  
Mark Farley, Linebacker\*\*+  
Clay Netusil, Punter\*\*
- 1987—Mike Smith, Quarterback\*\*  
Louis Cox, Guard\*\*  
Sherrod Howard, Tight End\*\*  
Kevin Anderson, Cornerback\*\*
- 1988—Sherrod Howard, Tight End%
- \*Williamson Ratings
- \*\*Associated Press
- +Kodak 1-AA
- #Football News 1-AA
- %Football Gazette
- &Sports Network

## ALL-TIME WON-LOST 1-AA RECORDS

Includes records as a senior college only, minimum of 20 seasons of competition. Bowl games are included and each tie game is computed as half won and half lost.

Team	Won	Lost	Tied	Pct.
Tennessee St.	404	126	30	.748
Yale	754	243	55	.743
Grambling	358	125	15	.734
Florida A&M	395	148	18	.720
Princeton	679	276	49	.701
Boise St.	174	74	2	.700
Harvard	686	298	49	.688
Jackson St.	279	150	12	.646
Dartmouth	562	315	43	.634
Pennsylvania	672	391	42	.627
So.-Baton Rouge	390	227	25	.627
South Carolina St.	334	196	27	.624
Bethune-Cookman	280	167	22	.621
Eastern Kentucky	379	230	27	.617
Morgan St.	346	213	30	.613
Western Kentucky	386	242	31	.609
Appalachian St.	359	227	29	.607
Fordham	404	253	50	.607
Alcorn St.	320	204	36	.604
Middle Tennessee St.	393	263	27	.595
McNeese St.	234	158	12	.594
Georgia Southern	127	86	7	.593
Towson St.	125	86	4	.591
Cornell	525	360	34	.590
Holy Cross	493	346	54	.582
Delaware	471	333	42	.582
SW Texas St.	373	267	26	.580
Northern Iowa	424	306	47	.576
Murray St.	340	254	34	.569
Colgate	462	348	49	.566
North Texas St.	385	295	31	.563
Furman	407	319	36	.558
Lafayette	541	431	36	.555
Howard	363	289	42	.553
Northwestern Louisiana	372	298	33	.553
Youngstown St.	249	202	15	.550
Idaho St.	366	304	19	.545
Eastern Washington	331	277	23	.543
Prairie View	327	274	31	.542
Villanova	414	351	41	.539
Arkansas St.	339	289	35	.538
Tennessee-Chattanooga	397	345	33	.534
North Carolina A&T	306	267	39	.532
Western Illinois	349	310	36	.528
Maine	379	337	38	.528
New Hampshire	370	334	52	.524
Bucknell	460	416	51	.524
Nevada-Reno	349	321	32	.520
Brown	468	442	40	.514
SW Missouri St.	333	325	39	.506
Alabama St.	325	324	39	.501
Lehigh	483	482	44	.501
Montana St.	329	329	34	.500
Sam Houston St.	326	327	31	.499
Texas Southern	213	214	26	.499
Northern Arizona	273	285	22	.490
Samford	278	295	45	.486
Massachusetts	401	426	50	.486
Citadel	358	382	32	.485
William & Mary	391	425	37	.480
Connecticut	353	385	38	.479
Eastern Illinois	339	373	43	.478
Indiana St.	277	304	20	.478
Virginia Military	406	448	43	.477
Weber St.	137	152	3	.474
Northeastern	203	228	16	.472
Boston University	273	311	28	.469
East Tennessee St.	271	311	27	.467
Illinois St.	330	387	63	.464
Tennessee Tech	283	332	31	.462
Delaware St.	185	217	8	.461
Southern Illinois	293	348	33	.459
Mississippi Valley St.	150	185	8	.449
Marshall	335	418	44	.448
Rhode Island	302	381	41	.445
Idaho	325	412	25	.443
NE Louisiana	172	219	7	.441
Western Carolina	230	295	23	.441
Montana	318	407	26	.441
Richmond	371	486	52	.437
Lamar	171	225	9	.433
Stephen F. Austin St.	245	347	27	.418
Davidson	308	449	44	.412
Austin Peay	207	301	16	.410
Morehead St.	206	306	22	.406
Columbia	306	472	41	.399



# NORTHERN IOWA POST-SEASON APPEARANCES

## 1987 DIVISION 1-AA SEMIFINALS

December 12, 1987, at Monroe, LA  
(Attend. 14,443)

Northern Iowa 0 14 7 20 0 — 41  
Northeast

Louisiana 7 28 0 6 3 — 44

**Highlights:** UNI played without the services of Kodak All-American running back Carl Boyd, who broke his leg the week before against Arkansas State. The Panthers, ranked fourth, trailed 35-14 at the half but they came back to score seven unanswered points in the third period. In the fourth, they scored 20 more and tied the game with seven seconds left in regulation on a five-yard pass from Mike Smith to Sherrod Howard. The two-point conversion pass to Woody Wright sent the game into overtime. UNI's Errol Peebles fumbled on NLU's three in the first overtime possession. NLU's Teddy Garcia missed a 41 yard field goal on the Indians' first play, but he connected on his next 41 yard attempt to give NLU the lead. UNI's Danny Helmer missed a 38 yard field goal to give NLU the victory. Wright, replacing the injured Boyd in his first start, rushed for 112 yards on 20 carries. Smith's six TD passes set a playoff record.

## 1987 DIVISION 1-AA QUARTERFINALS

December 5, 1987, at Cedar Falls, IA  
(Attend. 6,100)

Arkansas State 7 7 14 0 — 28

Northern Iowa 6 15 7 21 — 49

**Highlights:** The Panthers defeated 12th ranked and 1986's national runner-up to advance to the semifinals. The Panthers took advantage of three Arkansas State fumbles in the fourth quarter to stretch the margin. UNI compiled 530 yards to ASU's 363. Kodak All-American Carl Boyd rushed for 124 yards before breaking his leg late in the game, while Wes Anderson caught five passes for 121 yards.

## 1987 DIVISION 1-AA FIRST ROUND

November 28, 1987, at Cedar Falls, IA  
(Attend. 3,887)

Youngstown State 7 7 7 7 — 28

Northern Iowa 7 10 14 0 — 31

**Highlights:** UNI foiled a Youngstown State attempt at a comeback, intercepting a Penguin pass and holding YSU on two consecutive fourth down conversions in the fourth quarter. YSU scored its last TD with only 8:51 left in the game, necessitating the Panthers' heroics to preserve the win. Even with the interception and fourth down saves, UNI's Carl Boyd fumbled the ball at Youngstown's 20 with just over a minute to play. The Penguins drove to UNI's 23, but missed a 40 yard field goal with seconds left. Boyd rushed for 126 yards on 23 carries.

## 1985 DIVISION 1-AA SEMIFINALS

December 14, 1985, at Cedar Falls, IA  
(Attend. 12,300)

Georgia Southern 14 3 7 16 — 40

Northern Iowa 14 6 3 10 — 33

**Highlights:** Georgia Southern brought its "Hambone" offense to the UNI-Dome. The Eagles scored their last TD with only 34 seconds left in the game after UNI had tied the contest at the 2:44 mark. The game saw sawed back and forth until it came down to which team had last possession, or at least enough time to make a score possible. The game was tied four times.

## 1985 DIVISION 1-AA QUARTERFINALS

December 7, 1985, at Cedar Falls, IA  
(Attend. 6,220)

Eastern Washington 0 0 7 7 — 14

Northern Iowa 10 7 0 0 — 17

**Highlights:** UNI took a 10-0 first quarter lead on a 32 yard field goal by Kevin Mote and a 13 yard pass from Mike Smith to Brian Baker, who later broke his hand. The Panthers had a 17-0 halftime advantage but didn't score again, while EWU pulled to within 10 points in the third period and scored its last TD with 12:47 left in the game on an 84 yard punt return. The Eagles got as far as their own 44 with time running out on the clock, but the quarterback was sacked for a loss of four on a fourth down play. Errol Peebles rushed for 129 yards on 26 carries, his fifth 100-plus game of the year.

## 1975 DIVISION II PLAYOFFS

(First Round)

November 29, 1975, at Cedar Falls, IA  
(Attend. 2,500)

Western Kentucky 0 7 7 0 — 14

Northern Iowa 6 0 0 6 — 12

**Highlights:** In what has since been dubbed the "Mud Bowl", UNI struggled with Western Kentucky in heavy rain, 42-degree temperatures and a 16 mph wind in the last game to be played in O.R. Latham Stadium. The Panthers closed to within two points when they rallied with 12:25 left in the game. The last TD was set up when Jim Fransen put WKU in a hole by booting a 64 yard punt to its one yard line. UNI had two chances to cash in in the final period but two errant field goals by Fransen buried the Panthers' chances deep into the muddy field. Fransen missed from 38 and 27 yards.

## 1964 PECAN BOWL

December 12, 1964, at Abilene, TX

State College of Iowa 7 6 6 0 — 19

Lamar Tech 3 0 7 7 — 17

**Highlights:** In the first NCAA-sanctioned Pecan Bowl, UNI scored an impressive victory over Lamar Tech behind a sensational performance by two-time All-American fullback Randy Schultz. Schultz ran for 160 yards on 38 carries and scored two TDs. He was named outstanding back of the game and teammate Loren Buser received the outstanding lineman award.

## 1960 MINERAL WATER BOWL

November 26, 1960, at Excelsior Springs, MO

**Highlights:** Iowa State Teachers College ran into a bulldozer from Hillsdale College (MI) which won the contest 17-6. The Panthers never really got going after finishing the season with a fine 9-0 record and winning the North Central Conference title.

## UNI IN THE POLLS

### 1984

1. Alcorn State
2. Montana State
3. Rhode Island
4. Boston University
5. Indiana State
6. Mississippi Valley State
7. Middle Tennessee State
8. Eastern Kentucky
9. Louisiana Tech
10. Arkansas State
11. New Hampshire
12. Richmond
13. Murray State
14. Western Carolina
15. Holy Cross
16. Furman
17. Tennessee-Chattanooga
18. Northern Iowa
19. Delaware
20. McNeese State

### 1985

1. Middle Tennessee State
2. Furman
3. Nevada-Reno
4. Northern Iowa
5. Idaho
6. Arkansas State
7. Rhode Island
8. Grambling
9. Georgia Southern
10. Akron
11. Eastern Washington
12. Appalachian State
13. Delaware State
14. Louisiana Tech
15. Jackson State
16. William & Mary
17. Murray State
18. Richmond
19. Eastern Kentucky
20. Alcorn State

### 1987

1. Holy Cross
2. Appalachian State
3. Northeast Louisiana
4. Northern Iowa
5. Idaho
6. Georgia Southern
7. Eastern Kentucky
8. James Madison
9. Jackson State
10. Weber State
11. Western Kentucky
12. Arkansas State
13. Maine
14. Marshall
15. Youngstown State
16. North Texas State
17. Richmond
18. Howard
19. Sam Houston State
20. Delaware State

### 1989

1. Georgia Southern
2. Furman
3. Stephen F. Austin
4. Holy Cross
5. Idaho
6. Montana
7. Appalachian State
8. Maine
9. Southwest Missouri
10. Middle Tennessee State
11. William & Mary
12. Eastern Kentucky
13. Grambling
14. Youngstown State
15. Eastern Illinois
16. Villanova
17. Jackson State
18. Connecticut
19. Nevada-Reno
20. Northern Iowa





## NO PLACE LIKE DOME

Northern Iowa's fans demand the best from the Panthers on the field and the school provides some of the best facilities in the Midwest.

The UNI-Dome is one of the nation's finest football facilities, no matter at what level the game is played. The building actually combines the features of three different buildings — a football stadium, field house and large auditorium. It contains facilities to hold a variety of events, such as concerts, exhibitions, trade shows, pageants, rallies and convocations, as well as football, basketball and softball games and wrestling and track meets.

The UNI-Dome has hosted such events as the NCAA gymnastic and wrestling championships, the Iowa High School football playoffs, concerts by Dolly Parton, the Eagles, REO Speedwagon, Fleetwood Mac and the Rolling Stones, antique car shows, tractor pulls and many other non-athletic events.

The UNI-Dome's air-supported, fiberglass fabric roof allows for ample natural light during daylight hours. Its artificial turf for football games can be rolled up in a minimum of 36 hours. Underneath, on a synthetic floor area, are basketball and tennis courts and an eight-lane, 220-yard oval running track.

Approximately 16,400 spectators can be seated for football and 10,000 for courtside activities. For stage events, such as commencements, concerts and speakers' series, total capacity, using movable bleachers and chairs, can reach 25,000.

A spacious press box atop the east stands has facilities for 20 radio stations, television capabilities and seating for up to 125 people. A photography darkroom, photo bay, concession area and scouting booths are other features. Two huge scoreboards flash messages and information to spectators throughout events. The west press box has been completed to provide a meeting room for the UNI Athletic Club and space for special events.

### UNI-Dome Facts

Opened: February, 1976  
 First Event: UNI vs. Iowa Wrestling meet  
 First FB Game: 1976, vs. Northern Michigan (7-41)  
 First UNI Victory: 1976, vs. Nebraska-Omaha (34-13)  
 Largest Home Crowd: 15,100 (1976) vs. North Dakota State (9-10)  
 UNI Record in the Dome: 66-24-1, .731  
 Undefeated Seasons: 2, 1984, 1986 (including post-season)  
 Most UNI-Dome Points: 77 (UNI 77, Wayne State (NE) 0, 1988)  
 Most Opponent Points: 52 (Southern Illinois 52, UNI 9, 1983)  
 Most UNI-Dome Wins in a Season: 7 (1980, '84, '85, '87)  
 Most UNI-Dome Losses in a Season: 4 (1978)  
 Longest UNI-Dome Winning Streak: 24 (1983-87)  
 Longest Losing Streak: 4 (1978-79, 1988)  
 Consecutive Winning Seasons: 5 (1983-87)  
 Consecutive Losing Seasons: 2 (1981-82)

## MANAGEMENT



**Dr. Constantine W. Curris** assumed the Presidency of the University of Northern Iowa in August, 1983. He is only the seventh chief executive in the University's 114-year history.

Prior to assuming the UNI presidency, Curris served 10 years as president of Murray State in Kentucky. That University's eight-million dollar student center is named the Curris Center.

Other professional experiences include serving as Dean of Students at Marshall University and Vice-President and Academic Dean of both Midway (KY) College and the West Virginia Institute of Technology.

Curris received a bachelor's degree magna cum laude in political science from Kentucky in 1962. He received a master's in political science and public administration from Illinois in 1965 and his Ed.D. degree in higher education from Kentucky in 1967.

Curris serves as Trustee of Midway College, Director of American Humanics and as a member of the Center for the Study of the Presidency's National Advisory Council. He recently served as Chairman of the Iowa Task Force on Teacher Education and Certification and was charter member of the National Small Business Development Center Advisory Board. He is a member of the Iowa Future Project; and is on the Board of Trustees of First in the Nation in Education/Iowa's Education Research Foundation and Junior Achievement of Black Hawk Land, Inc.



**Robert A. Bowlsby** was selected Director of Athletics in mid-February, 1984, after serving as Assistant Athletic Director for Facilities and interim AD.

A native of Waterloo, IA, he is a 1970 graduate of West High School. He earned a bachelor's degree in health, physical education and recreation from Moorhead State in 1975 and a master's degree in recreation administration from Iowa in 1978.

Bowlsby served as Assistant Director of Recreational Services at Iowa from 1978-81, working in facility management and with responsibilities for supervision of a wide variety of recreation and athletics facilities on campus.

He joined the UNI staff in April of 1981. His experience at UNI has been broadbased, including involvement in all areas of the intercollegiate athletics program and promotion of the UNI-Dome. He has worked with a variety of athletic events, special programs and entertainment attractions.

Since the time of his appointment as Director of Athletics, Bowlsby has been actively involved in the promotion and marketing of the athletics program, the development of the Athletics Hall of Fame and the formulation of the Gateway Collegiate Athletic Conference football division.

He has served on the NCAA Committee on Financial Aid and Amateurism and has been chairman of the NCAA Wrestling Committee.



# THIS IS NORTHERN IOWA

Located in Cedar Falls, UNI was founded in 1876 as the Iowa State Normal School. From a single building on a 40-acre campus, the University has grown to include more than 40 major buildings and 11,800 students.

UNI emphasizes outstanding undergraduate education with complementary graduate programs at the master's, specialists and doctoral levels. Building on its historic strength in teacher education, Northern Iowa has developed other fine programs in its School of Business, College of Humanities and Fine Arts, College of Natural Sciences and College of Social and Behavioral Sciences.

The City of Cedar Falls is a pleasant and historic college town adjacent to Waterloo. Together, they are part of a major metropolitan area with a population of more than 100,000. It is a center for manufacturing, finance, commerce and cultural activities in northeast Iowa.



## UNI ATHLETIC STAFF DIRECTORY (AC 319)

Iradge Ahrabi-Fard, Volleyball .....	273-6480
Terry Allen, Football .....	273-6175
Meredith Bakley, Softball .....	273-2520
Gary Barta, Ath. Club .....	273-6078
Pat Beck, Marketing/Promotions.....	273-CAMP
Jan Bittner, Asst. Volleyball.....	273-6480
Kevin Boyle, Asst. Men's Basketball.....	273-6175
Robert Bowlsby, Dir. of Athletics .....	273-2470
Don Briggs, Wrestling.....	273-6473
Julie Bright, Business Man .....	273-2475
Gene Bruhn, Asst. Softball.....	273-2520
Chris Bucknam, Men's Track .....	273-6481
Kevin Buisman, Accts. Man .....	273-6050
Kay Bukatz, UNI-Dome Secretary .....	273-6050
Joan Craig, AD Secretary .....	273-2470
Jim Egli, Asst. AD-Facilities.....	273-6050
Mark Farley, Asst. Football.....	273-6471
FAX .....	273-3602
Jill Fjelstul, Women's Golf .....	273-6157
Ken Green, Men's Golf .....	273-6055
Joel Greenlee, Asst. Wrestling .....	273-6341
Jim Hall, Men's & Women's Swimming .....	273-2503
Phil Hatlem, Ticket Manager .....	273-6131
Hotline .....	273-CATS
Holly Huso, Asst. Women's Basketball .....	273-6338
John Jermier, Assoc. AD.....	273-3097
Nancy Justis, Dir. of Sports Info .....	273-6354

Kevin Kane, Asst. Dir. of Sports Info .....	273-3642
Bob Kincaid, Academic Adv .....	273-6321
Walt Klinker, Asst. Football .....	273-6436
Dave Kohrs, Facilities Coord .....	273-2865
Mike Kolling, Asst. Football.....	273-6474
Kathy Konigsmark, Women's Tennis .....	273-2858
Mark Kwikkel, Asst. Trainer .....	273-6476
Terri Lasswell, Women's Basketball .....	273-6443
Bill Lawson, Asst. Men's Track .....	273-6481
Kevin Lehman, Asst. Men's Basketball .....	273-6175
Peter Mazula, Men's Tennis .....	273-2069
Eldon Miller, Men's Basketball.....	273-6175
Jim Miller, Asst. Wrestling .....	273-6341
Jeff Noble, Diving .....	273-2406
Terry Noonan, Trainer .....	273-6369
Joyce Picht, Prog. Assoc./Acct. Man. ....	273-6133
Bill Salmon, Asst. Football.....	273-6725
Julie Schoeman, SID Secretary.....	273-3100
Lea Ann Shaddox, Women's Track.....	273-6157
Samuel Skarich, Asst. Men's Basketball .....	273-6175
Terri Soldan, Asst. Women's Track .....	273-6157
Caroline Thomson, Men's Basketball, Football Secretary.....	273-6175
Dick Timmerman, Equipment Man.....	273-2459
Ardell Wiegandt, Asst. Football.....	273-6791
Sandra Williamson, Assoc. AD .....	273-6033



# THE NCAA 1-AA PLAYOFFS

The NCAA 1-AA championship playoff system is in its 13th year with around 90 teams from four regions competing for the title. The field was expanded from eight to 12 teams qualifying in 1982 and to 16 teams in 1986, with seven conference champs from the Big Sky, Ohio Valley, Southern, Southland, Southwestern Athletic, Gateway and Yankee Conferences receiving automatic berths. UNI's Gateway Conference, the newest league, became eligible in 1986. The top two independent teams receive

berths and the remaining teams are selected at large by a committee.

The Panthers compete in the Central Region and received a first-round bye in 1985 with its no. 4 ranking in the final 1-AA poll. The Ohio Valley Conference, along with UNI, Eastern Illinois, Illinois State, Indiana State, Southern Illinois, Southwest Missouri State and Western Kentucky, are assigned to this region.

In 1987, UNI again was ranked fourth in the 1-AA poll and hosted the first two rounds before traveling to Northeast Louisiana for the semifinal matchup.

Past 1-AA champions include Florida A&M (1978), Eastern Kentucky (1979, 1982), Boise State (1980), Idaho State (1981), Southern Illinois (1983), Montana State (1984), Georgia Southern (1985, '86, '89), Northeast Louisiana (1987) and Furman (1988).

Last season, the Gateway qualified two teams for the playoffs—regular season titleist Southwest Missouri State and Eastern Illinois. UNI, with its 20th national ranking, just missed the playoffs in 1989.

## NORTHERN IOWA PRIMARY MEDIA OUTLETS

### Newspapers

**WATERLOO COURIER:** Kevin Evans, Sports Editor, P.O. Box 540, Waterloo, IA 50704...319-291-1466

**DES MOINES REGISTER:** Dave Witke, Sports Editor, P.O. Box 957, Des Moines, IA 50304...1-800-532-1455 (IA Only), 1-800-247-5346 (Out of state)

**CEDAR RAPIDS GAZETTE:** Mark Dukes, Sports Editor, 500 3rd Ave. S.E., Cedar Rapids, IA 52401...319-398-8257

**NORTHERN IOWAN:** Sports Editor, University of Northern Iowa, Cedar Falls, IA 50614...319-273-2157

**ASSOCIATED PRESS:** Chuck Schoffner, P.O. Box 1741, Des Moines, IA 50306...1-800-362-2580

**UNITED PRESS INTERNATIONAL:** 505 5th Ave., Suite 320, Des Moines, IA 50309...1-800-362-2337

**QUAD CITY TIMES:** Sports Editor, P.O. Box 3828, 124 E. 2nd St., Davenport, IA 52801...319-383-2220

### Television

**KWWL-TV:** Bryan Lessly, Sports Director, KWWL Bldg., 500 E. 4th St., Waterloo, IA 50703...319-291-1246

**KCRG-TV:** John Campbell, Sports Director, 2nd Ave. at 5th St. S.E., Cedar Rapids, IA 52401...319-398-8391

**KGAN-TV:** Jon Baer, Sports Director, P.O. Box 3131, Cedar Rapids, IA 52406...319-395-9081

**Iowa Public Television:** Doug Brooker, P.O. Box 6450, Johnston, IA 50131...515-281-4500

**KCCI-TV:** P.O. Box 10305, Des Moines, IA 50306...515-247-8800

### Radio

**WMT:** Ron Gonder, Sports Director, P.O. Box 2147, Cedar Rapids, IA 52406...319-395-0533

**KXEL:** Sports Director, Box 1540, Waterloo, IA 50704...319-234-6397

**KCFI:** Kelly Neff, Sports Director, 721 Shirley St., Cedar Falls, IA 50613...319-277-1918

**KWLO:** Bob Bakken, Sports Director, Box 1330, Waterloo, IA 50703...319-234-2200

**KHAK:** Bob Brooks, Sports Director, 425 Second St. N.E., Suite 450, Cedar Rapids, IA 52401...319-365-9431

**KOEL:** Gary Rima, Sports Director, P.O. Box 391, Oelwein, IA 50662...319-283-1234

### Miscellaneous

**Northern Iowa Sports Information:** Nancy Justis, Director of Sports Information, UNI-Dome NW Upper, Cedar Falls, IA 50614-0314...319-273-6354

**Clare Rampton:** Radio Play-by-Play, 3800 Rownd St., Cedar Falls, IA 50613

**Dan McCool:** Des Moines Register Staff Writer, 915 1/2 Clay St., Cedar Falls, IA 50613

**Gateway Conference Office:** Dan Willis, Information Director, 7750 Clayton Rd., Suite 204, St. Louis, MO 63117

**Mid-Continent Conference Office:** Tom Lessig, Director of Publicity, 310 S. Peoria, Suite 210, Chicago, IL 60607...312-829-1270