

University of Northern Iowa

UNI ScholarWorks

Institutional Effectiveness & Planning
Documents

Institutional Effectiveness & Planning

2015

UNI Graduate Program Survey 2014-2015

Megan Vogt

University of Northern Iowa

Let us know how access to this document benefits you

Copyright ©2015 University of Northern Iowa

Follow this and additional works at: https://scholarworks.uni.edu/ire_documents



Part of the [Higher Education Administration Commons](#)

Recommended Citation

Vogt, Megan, "UNI Graduate Program Survey 2014-2015" (2015). *Institutional Effectiveness & Planning Documents*. 158.

https://scholarworks.uni.edu/ire_documents/158

This Survey is brought to you for free and open access by the Institutional Effectiveness & Planning at UNI ScholarWorks. It has been accepted for inclusion in Institutional Effectiveness & Planning Documents by an authorized administrator of UNI ScholarWorks. For more information, please contact scholarworks@uni.edu.

Offensive Materials Statement: Materials located in UNI ScholarWorks come from a broad range of sources and time periods. Some of these materials may contain offensive stereotypes, ideas, visuals, or language.

2014 -2015

UNI Graduate Program Survey



Megan Vogt

Graduate Research Assistant

University of Northern Iowa

2014 – 2015 Graduate Program Survey (GPS)

The 2014-15 Graduate Program Survey was administered by the University of Northern Iowa to graduate students attending the fall and spring commencements during the 2014-2015 academic year. The purpose of the study was to gain feedback about their respective graduate programs and the skills they obtained as graduate students at the University of Northern Iowa. The survey specifically focused on two main areas in the students' lives, which included academic life and social activity. The survey results help the University to provide a better graduate experience for future graduate students.

This survey was given prior to the commencement ceremonies, allowing students to think about their experience at the University of Northern Iowa. In December, Fall 2014 graduate students were given the survey before walking across stage. In May, Spring 2015 graduate students were e-mailed the survey, which allowed them to complete the survey within a two week period around graduation day. For the 2014-2015 academic year, 150 graduate students completed the survey out of the 354 students who attended graduation, with a total response rate of 42.4%.

Highlights from the GPS

1. A majority of graduate students completed original research (64.0%) and/or a practicum or internship (57.3%) while studying at UNI.
2. 132 of the 150 students who responded to the survey were going into employment following graduation.
3. During their time at UNI, graduate students responded that they best developed skills in upholding ethical standards (90.6%), making decisions (88.4%), adapting to change (88.3%), and working independently (88.3%).
4. Lastly, 78.1% of the students strongly agreed that a faculty member had a genuine interest in their academic goals during their time at UNI.

Response Rate

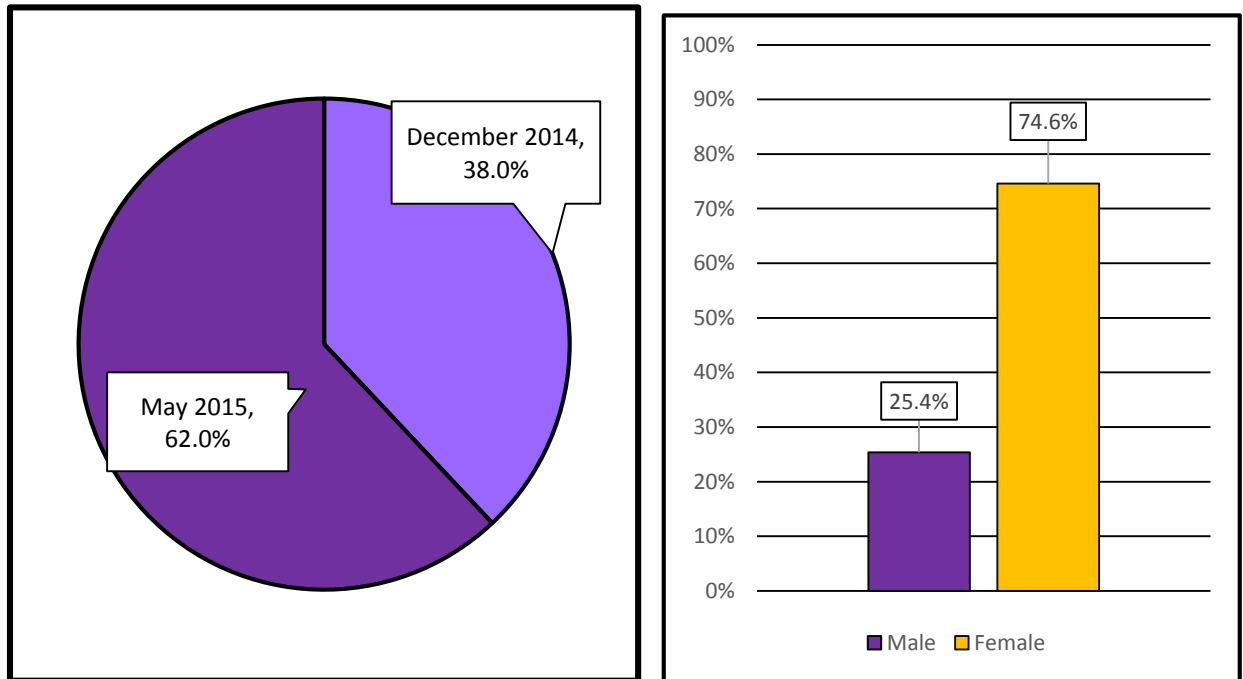


Figure 1.1 – Distribution of students per commencement ceremony | Figure 1.2 – Response rate per gender

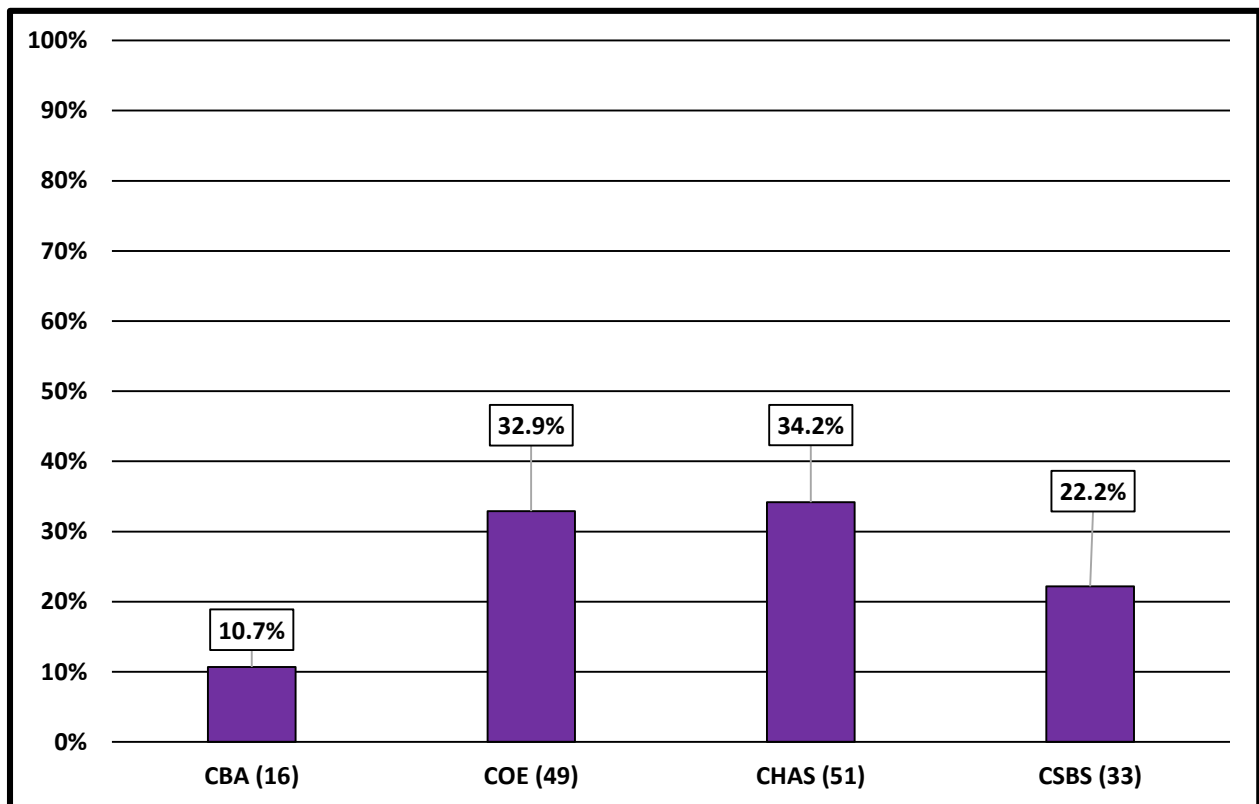


Figure 1.3 – Response rate per college

Participation in Scholarly Activities

While at the University of Northern Iowa, graduate students had opportunities to conduct research, write, present, or perform original works, as well as complete practicums or internships. Below is a breakdown of the students who completed scholarly activities.

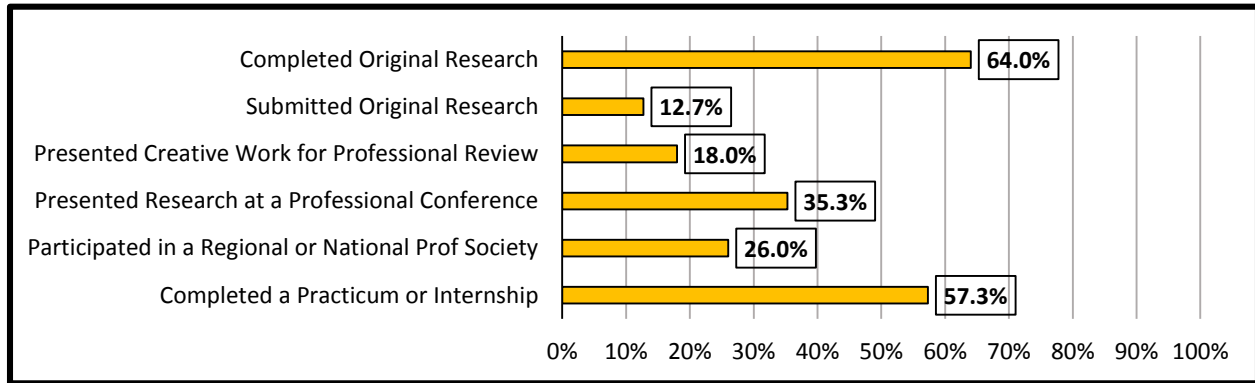


Figure 2.1 – Respondents who participated in scholarly and academic activities on campus

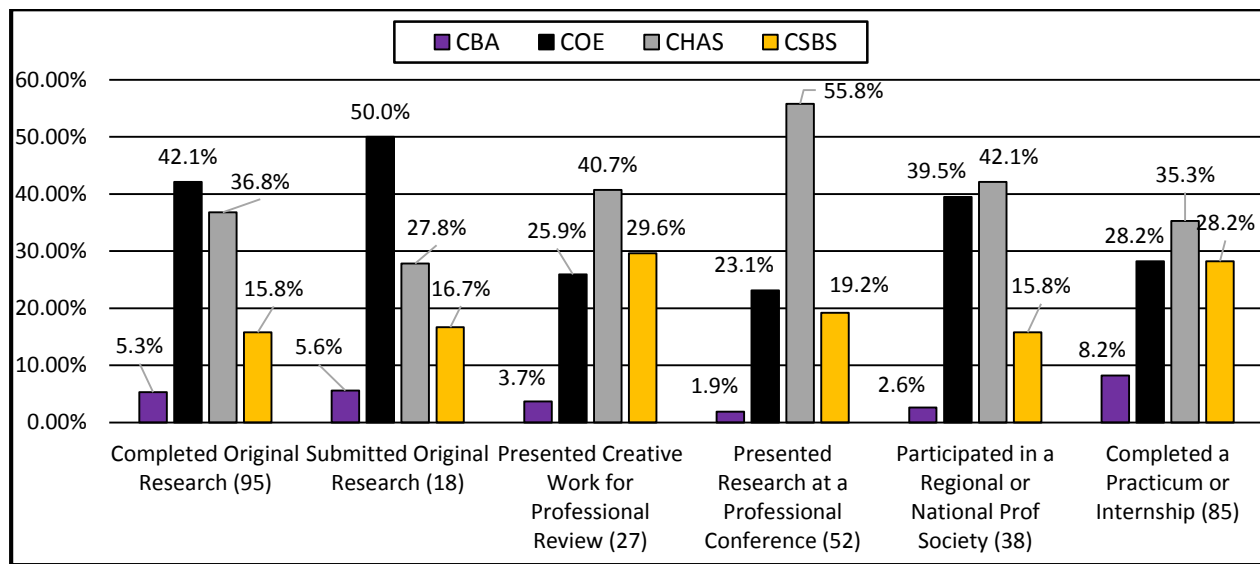


Figure 2.2 – Percentage of students who participated in scholarly and academic activities per activity

	Completed Original Research	Submitted Original Research	Presented Creative Work for Professional Review	Presented Research at Professional Conference	Participated in Regional or National Professional Society	Completed Practicum or Internship
CBA (16)	31.3%	6.2%	6.2%	6.2%	6.2%	43.8%
COE (107)	37.4%	8.4%	6.5%	11.2%	14.0%	22.4%
CHAS (126)	27.8%	4.0%	8.7%	23.0%	12.7%	23.8%
CSBS (66)	22.7%	4.5%	12.1%	15.2%	9.1%	36.4%

Figure 2.3 - Percentage of students who participated in scholarly and academic activities per college

Plans Following Graduation

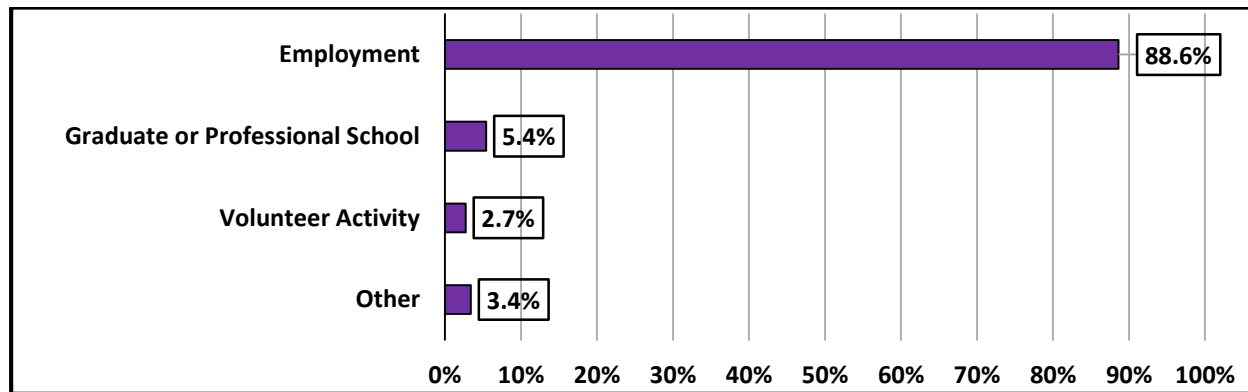


Figure 3.1 – Graduate students’ principal plan following commencement

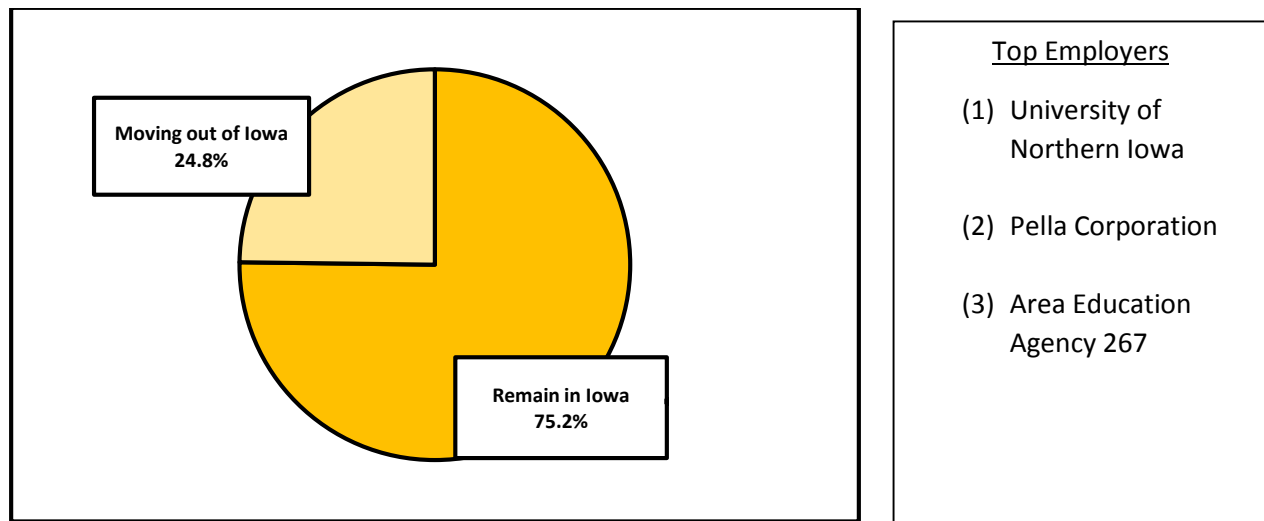


Figure 3.2 – Employment location for graduate students following graduation

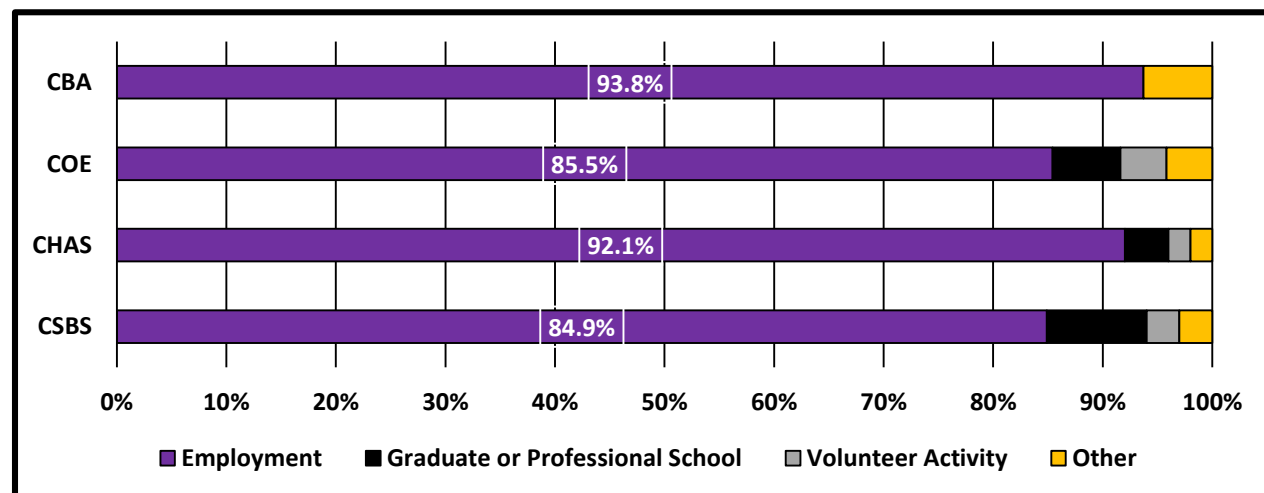


Figure 3.3 – Graduate students’ principal plan following graduation per college

Education Plans Following Graduation

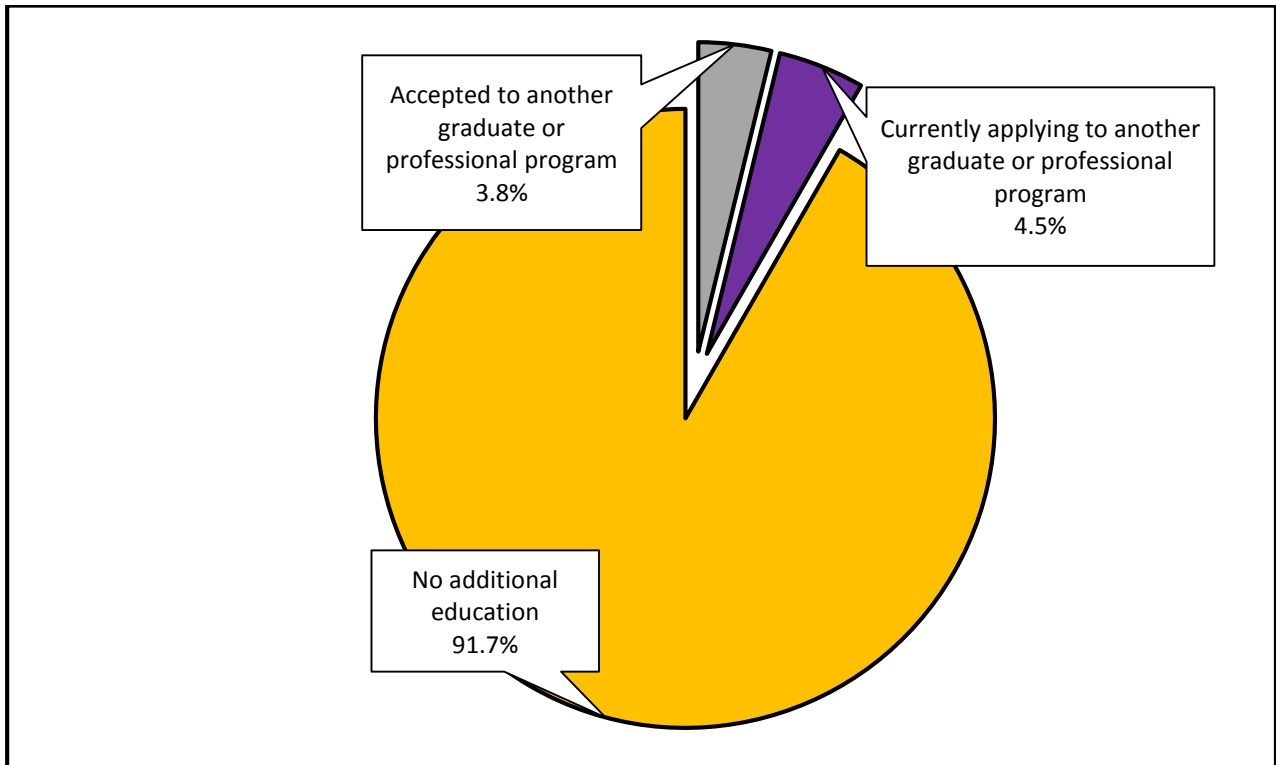


Figure 4.1 – Graduate students reported their education plans following graduation

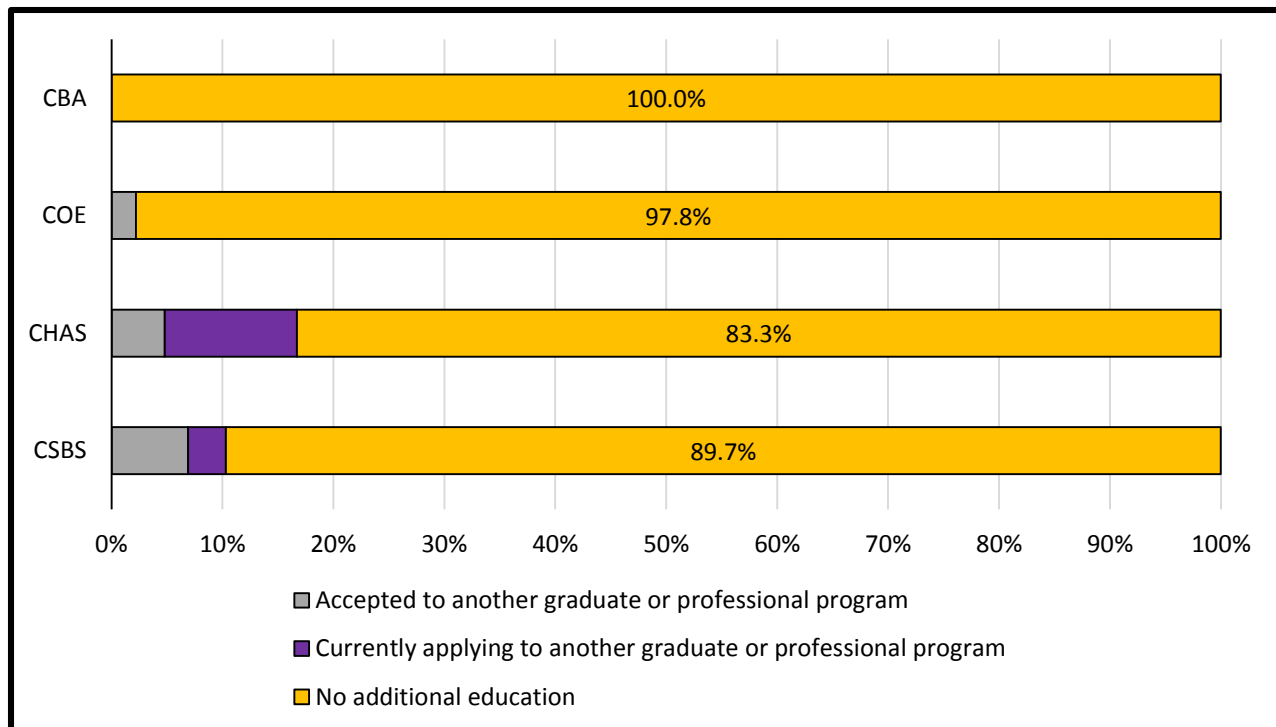


Figure 4.2 – Graduate students reported their education plans following graduation per college

Importance of Graduate School

Graduate students were asked to evaluate how important specific reasons were for them to attend graduate school. Below are their responses.

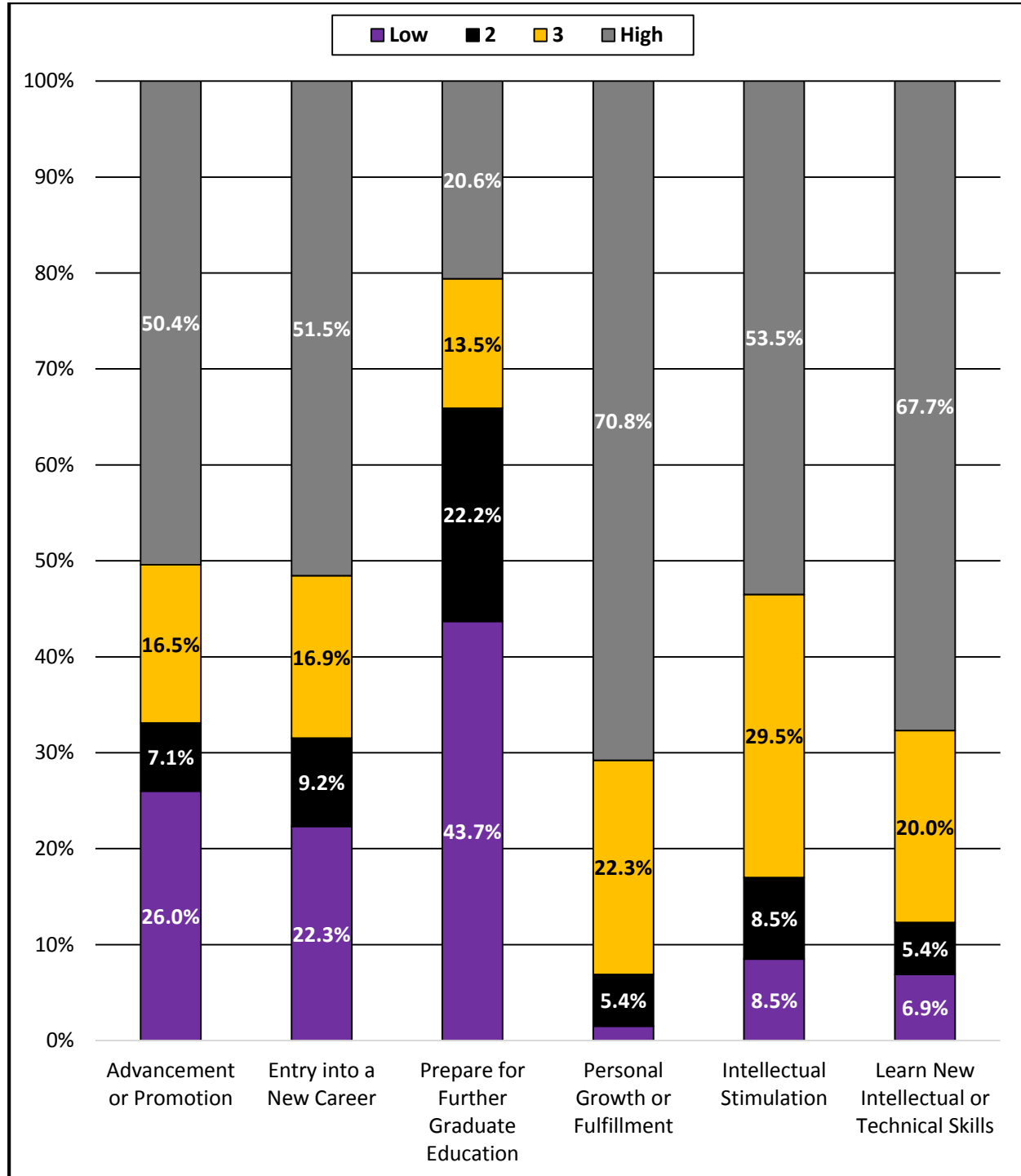


Figure 5.1 – Graduate students reported their most important reason for attending UNI

Satisfaction with Graduate School

After students were asked to evaluate how important specific reasons were for them to attend graduate school, they were then asked how satisfied they were with their achievements after attending graduate school at UNI. Below are their responses.

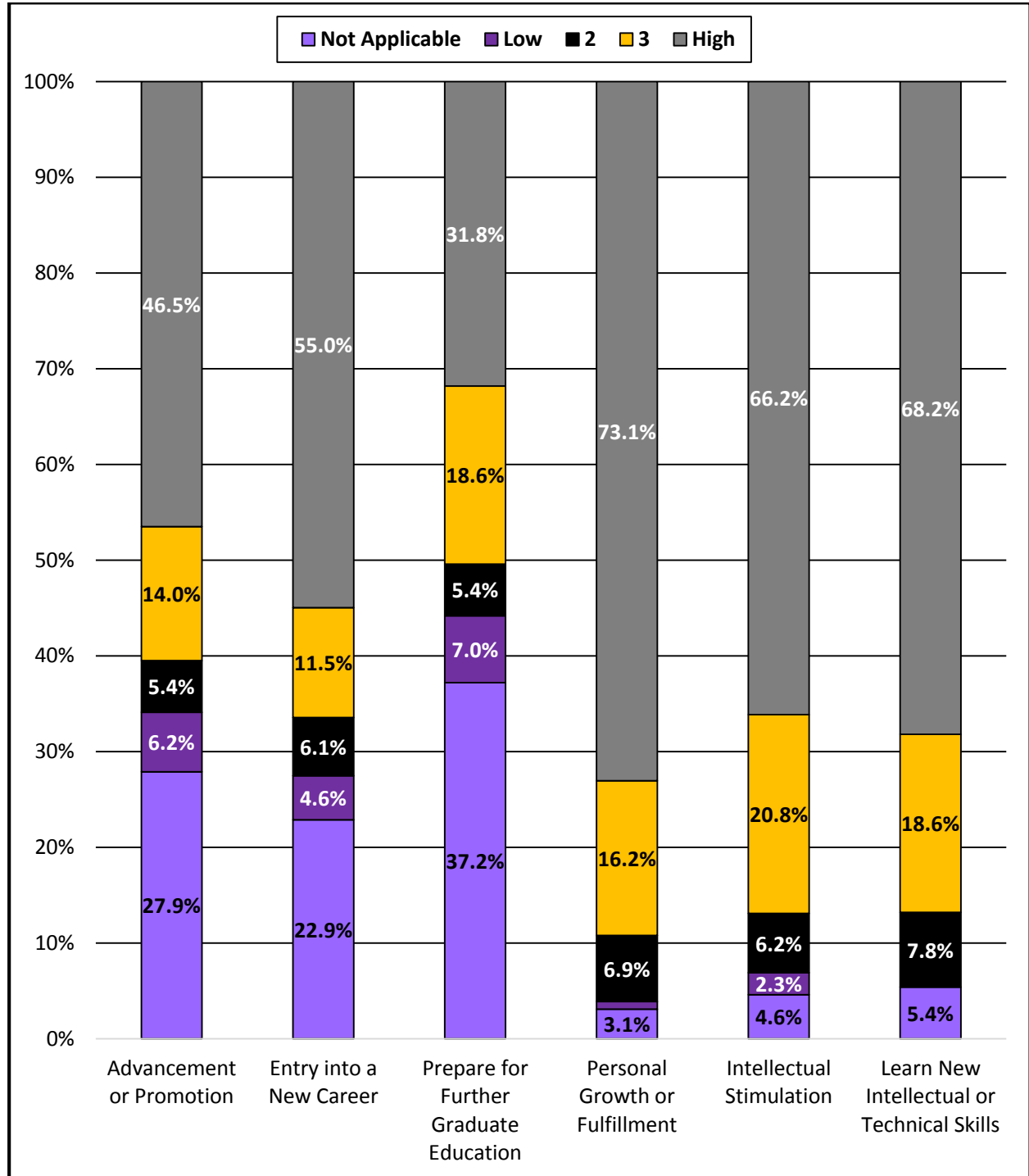


Figure 6.1 – Graduate students reported their satisfaction rate based on their most important reason for attending UNI

Development of Career Skills

During graduate or professional school, the students were to develop a larger skill set before going onto employment or further education. In this section, the students were asked to rank their performance as a results of their experience in graduate school.

	TOTAL	Cannot Evaluate	Poor	Fair	Average	Good	Excellent
Planning Projects	130	1.5%	0.8%	1.5%	10.8%	40.8%	44.6%
Defining Problems	130	1.5%	0.0%	2.3%	9.2%	35.4%	51.5%
Solving Problems	130	1.5%	0.0%	2.3%	10.8%	34.6%	50.8%
Learning New Things	129	0.7%	0.7%	0.7%	11.6%	25.6%	60.5%
Thinking Creatively	130	0.8%	0.0%	1.5%	14.6%	30.8%	52.3%
Bringing Ideas and Information Together	129	0.8%	0.0%	2.3%	9.3%	31.0%	56.6%
Using Research Skills	129	0.0%	0.8%	1.6%	10.9%	27.9%	58.9%
Conducting Self Professionally	129	2.3%	0.8%	2.3%	7.0%	19.4%	68.2%
Upholding Ethical Standards	128	2.3%	0.0%	0.0%	7.0%	21.1%	69.5%
Adapting to Change	128	2.3%	0.0%	0.0%	9.4%	28.1%	60.2%
Working Under Pressure	129	0.8%	0.8%	1.6%	10.1%	24.0%	62.8%
Making Decisions	129	1.6%	0.0%	0.0%	10.1%	37.2%	51.2%
Working Independently	128	1.6%	0.0%	0.0%	10.2%	25.8%	62.5%
Working with Diverse Backgrounds	129	1.6%	3.1%	3.1%	16.3%	24.8%	51.2%
Working as a Team	129	2.3%	0.8%	3.1%	12.4%	31.0%	50.4%
Identifying Volunteer & Community Services Opportunities	129	8.5%	3.1%	10.1%	20.9%	25.6%	31.8%

Figure 7.1 – Graduate students ranked their performance on specific skills

Academic & Social Environment

In this section, graduate students evaluated UNI's academic and social environment that they experienced during their time as a graduate or professional student.

	TOTAL	Not Sure	Strongly Disagree	Disagree	Agree	Strongly Agree
Most of the graduate courses I took at UNI were intellectually demanding.	129	0.0%	0.7%	9.3%	45.7%	44.2%
Most of my graduate instructors were intellectually stimulating.	128	0.8%	0.0%	8.6%	39.1%	51.6%
My graduate learning experience was cumulative over a series of courses in my program.	129	0.8%	0.8%	4.7%	39.5%	54.3%
The overall quality of graduate teaching at UNI is excellent.	127	2.4%	1.6%	7.1%	36.2%	52.8%
The graduate faculty I had contact with were committed to advancing student learning.	127	3.1%	0.8%	4.7%	30.7%	60.6%
At least one graduate faculty member showed an active interest in my educational/career goals.	128	3.1%	0.0%	0.8%	18.0%	78.1%
Most of my courses in my graduate program were readily available when I wanted to take them.	128	0.8%	0.0%	5.5%	28.9%	64.8%
The UNI community encourages the examination of diverse and controversial ideas in its graduate program.	128	1.6%	3.1%	5.5%	39.1%	50.8%
I believe I have received a high quality of graduate education from UNI.	128	0.8%	1.6%	7.0%	29.7%	60.9%
I would recommend my graduate program to a prospective graduate student.	128	3.9%	5.5%	4.7%	26.6%	59.4%
Because of my experience at UNI, I intend to be involved in volunteer service after graduation.	128	18.0%	7.0%	16.4%	28.1%	30.5%

Figure 8.1 – Graduate students ranked the academic and social environment they experienced at UNI

CONGRATULATIONS on your graduation! Your responses to this survey will be used for program improvement and will not be linked in any way to your records. Individual responses to this survey will be confidential. Survey findings will be reported in aggregate only. Please complete all six sections.

Please fill in the response circle completely. Use only black or blue ink or dark pencil to complete the survey.

Section 1: Background Information

Student ID Number					
①	①	①	①	①	①
②	②	②	②	②	②
③	③	③	③	③	③
④	④	④	④	④	④
⑤	⑤	⑤	⑤	⑤	⑤
⑥	⑥	⑥	⑥	⑥	⑥
⑦	⑦	⑦	⑦	⑦	⑦
⑧	⑧	⑧	⑧	⑧	⑧
⑨	⑨	⑨	⑨	⑨	⑨

Section 2: Plans Following Graduation

What is **MOST LIKELY** to be your **PRINCIPAL** activity upon graduation?

- ① Employment, full-time paid
- ② Employment, part-time paid
- ③ Graduate or professional school, full-time
- ④ Graduate or professional school, part-time
- ⑤ Additional undergraduate coursework
- ⑥ Military service
- ⑦ Volunteer activity (e.g., Peace Corps)
- ⑧ Starting or raising a family
- ⑨ Other, please specify:

If employed, please provide the following details: (individual responses will be kept confidential)

Job Title	
Name of Employing Organization	
City	
State	
Annual Salary (\$)	
Start Date	
Is this job in the state of Iowa?	If not, would you return to Iowa in the future if given the chance?
① Yes	① Yes
② No	② No

Section 3: Plans for Further Education

What are your continuing education plans?

- ① Accepted to another graduate/professional program
- ② Currently applying to programs, not yet accepted
- ③ Accepted to an undergraduate program
- ④ None

Will you be attending:

- ① Full-time
- ② Part-time

If pursuing further education, please provide the following details:

Institution Name _____
 City _____
 State _____
 Area of study _____
 Intended Degree _____
 Start Date _____

Section 4: Scholarly and Academic Activities at UNI

Please mark each of the following activities that you experienced or participated in during your graduate education at UNI.

- ① Completed original research
- ② Submitted original research for publication
- ③ Published original research
- ④ Creative work presented/performed for professional review
- ⑤ Presented research at a professional conference
- ⑥ Participated in other ways in regional or national professional society
- ⑦ Completed a practicum or internship in a professional setting

Below are some reasons for going to graduate school. Shade in the appropriate circle for **how important** that reason was to you.

Low				High	
①	②	③	④	Advancement or promotion in a career you had already begun	
①	②	③	④	Entry into a new career	
①	②	③	④	Preparation for further graduate education	
①	②	③	④	Personal growth/fulfillment	
①	②	③	④	Intellectual stimulation	
①	②	③	④	To learn new intellectual/technical skills relevant to my career	

Using the same reasons, shade in the appropriate circle for **how satisfied you feel** about achieving that goal through your graduate experience at UNI.

Low				High	NA	
①	②	③	④	⑤	⑥	Advancement or promotion in a career you had already begun
①	②	③	④	⑤	⑥	Entry into a new career
①	②	③	④	⑤	⑥	Preparation for further graduate education
①	②	③	④	⑤	⑥	Personal growth/fulfillment
①	②	③	④	⑤	⑥	Intellectual stimulation
①	②	③	④	⑤	⑥	To learn new intellectual/technical skills relevant to my career

Section 5: Educational Experiences and Skills

Think about your future/career goals. Using the scale on the left, please rate how well UNI has prepared you for....

	Poor	Fair	Average	Good	Excellent	Cannot Evaluate
Planning projects	①	②	③	④	⑤	⑥
Defining problems	①	②	③	④	⑤	⑥
Solving problems	①	②	③	④	⑤	⑥
Learning new things	①	②	③	④	⑤	⑥
Thinking creatively	①	②	③	④	⑤	⑥
Bringing information/ideas together from different areas	①	②	③	④	⑤	⑥
Using research skills	①	②	③	④	⑤	⑥
Conducting yourself in a professional manner	①	②	③	④	⑤	⑥
Upholding ethical standards	①	②	③	④	⑤	⑥
Adapting to change	①	②	③	④	⑤	⑥
Working under pressure	①	②	③	④	⑤	⑥
Making decisions	①	②	③	④	⑤	⑥
Working independently	①	②	③	④	⑤	⑥
Working with people of diverse backgrounds	①	②	③	④	⑤	⑥
Working as a team	①	②	③	④	⑤	⑥
Identifying opportunities for volunteering and community service	①	②	③	④	⑤	⑥

Section 6: Academic and Social Environment

Please indicate the extent to which you agree or disagree with the following statements.

	Strongly Disagree	Disagree	Agree	Strongly Agree	Not Sure
Most of the graduate courses I took at UNI were intellectually demanding.	①	②	③	④	⑤
Most of my graduate instructors were intellectually stimulating.	①	②	③	④	⑤
My graduate learning experience was cumulative over a series of courses in my program.	①	②	③	④	⑤
The overall quality of graduate teaching at UNI is excellent.	①	②	③	④	⑤
The graduate faculty I had contact with were committed to advancing student learning.	①	②	③	④	⑤
At least one graduate faculty member showed an active interest in my educational/career goals.	①	②	③	④	⑤
Most of the courses in my graduate program were readily available when I wanted to take them.	①	②	③	④	⑤
The UNI community encourages the examination of diverse and controversial ideas in its graduate programs.	①	②	③	④	⑤
I believe I have received a high quality graduate education from UNI.	①	②	③	④	⑤
I would recommend my graduate program to a prospective graduate student.	①	②	③	④	⑤
Because of my experiences at UNI, I intend to be involved in volunteer service after graduation.	①	②	③	④	⑤

Section 7: Faculty and Staff Recognition

Please list the name(s) of any faculty who have had a positive influence on your development as a student at UNI.

Please list the name(s) of any staff members who have had a positive influence on your development as a student at UNI.

Faculty Name(s)

Staff name(s)