

6-2003

UNI Student Satisfaction Survey June 2003

University of Northern Iowa

Let us know how access to this document benefits you

Copyright ©2003 University of Northern Iowa

Follow this and additional works at: https://scholarworks.uni.edu/ire_documents



Part of the [Higher Education Commons](#)

Recommended Citation

University of Northern Iowa, "UNI Student Satisfaction Survey June 2003" (2003). *Institutional Research Documents*. 72.

https://scholarworks.uni.edu/ire_documents/72

This Article is brought to you for free and open access by the Institutional Research & Effectiveness at UNI ScholarWorks. It has been accepted for inclusion in Institutional Research Documents by an authorized administrator of UNI ScholarWorks. For more information, please contact scholarworks@uni.edu.

UNI Student Satisfaction Survey



**Kristin M. Moser, Research Analyst
Office of Information Management and Analysis
University of Northern Iowa
244 Gilchrist
Cedar Falls, IA 50614-0005
(319) 273-3050**

June 2003

Table of Contents

	<u>Page</u>
Introduction	5
Method	6
Results	8

Summary of Responses by College

1.1	I am encouraged by faculty and staff to participate in university-related intellectual activities (e.g. guest speakers, symposia, conferences)	20
1.2	I have received high quality advising at UNI.....	21
2.1	I have had a high quality mentoring relationship with a UNI faculty and staff member	22
2.2	I feel a sense of belonging to the university community	23
3.1	I have collaborated with faculty or staff on academic or extracurricular activities	24
3.2	My academic major includes information on multiple cultures and points of view	25
4.1	UNI is effectively preparing me to be a contributing member of a multicultural / multinational world	26
4.2	UNI provides a welcoming and responsive environment for members of the UNI community who have unique needs that may affect their opportunity for success	27
5.1	I have experienced positive social interactions with students who have different backgrounds or beliefs than my own	28
5.2	UNI provides opportunities for mentoring and social interaction among students, faculty, and staff	29
6.1	UNI values all of its members regardless of race, ethnicity, sex, age, sexual orientation, religious beliefs, physical disability, or socioeconomic status	30

7.1	I have experienced a prejudicial remark or behavior on campus tied to my race, ethnicity, sex, age, sexual orientation, religious beliefs, physical disability, or socioeconomic status	31
8.1	Faculty encourage the expression of diverse points of view in the classroom	32
9.1	UNI provides opportunities for participation in university governance activities	33
10.1	The library usually has the scholarly journals (periodicals) and other materials I need for my studies	34
10.2	The Rod Library home page is a valuable resource for finding information on the Internet.....	35
11.1	When I ask a librarian for assistance, I usually get a useful response.....	36
11.2	Rod Library instruction sessions (e.g. tours, classes, workshops) have been helpful to me in my academic work.....	37
12.1	Rod Library's inter-library loan service usually permits me to obtain materials from other libraries within in two weeks of my placing a request.....	38
12.2	Computers have been a significant part of my coursework at UNI.....	39
13.1	The UNI computer network is generally accessible after 5 pm from off campus	40
14.1	The training I have received at UNI on the use of computers has generally met my educational needs	41
15.1	I feel I have been exposed to the computer tools necessary for me to use and learn about computing in my chosen profession.....	42
16.1	Will it hinder your ability to register or prepare to register if the Schedule of Classes is only available electronically (on the web)	43
19.0	Do you have a computer for your personal use available during the school year....	44

List of Tables

Table 1. Demographic Characteristics by College	8
Table 2. Mean Ratings by College	12

List of Figures

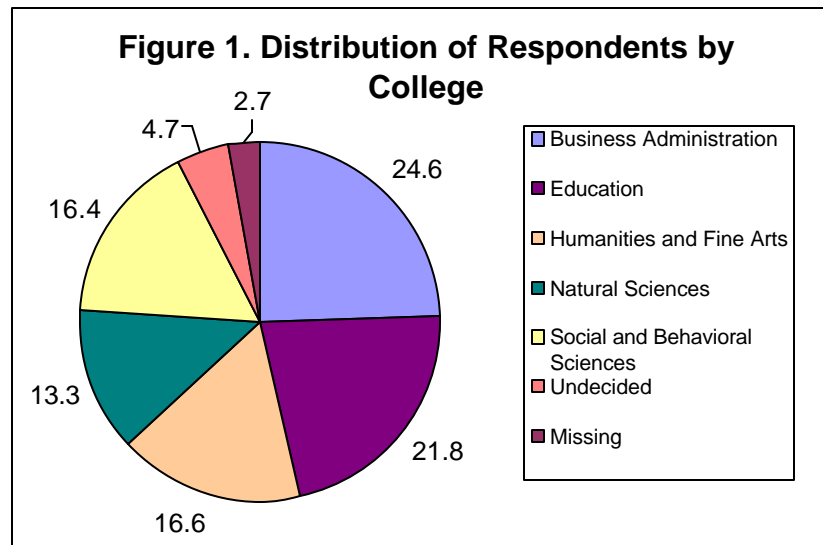
Figure 1. Distribution of Respondents by College	5
Figure 2. College of Business Administration Mean Ratings	14
Figure 3. College of Education Mean Ratings.....	15
Figure 4. College of Humanities and Fine Arts Mean Ratings.....	16
Figure 5. College of Natural Sciences Mean Ratings	17
Figure 6. College of Social and Behavioral Sciences Mean Ratings	18
Figure 7. University of Northern Iowa Mean Ratings	19

Appendix A

The UNI Student Satisfaction Survey.....	45
--	----

Introduction

This report presents a summary of the University of Northern Iowa (UNI) Student Satisfaction Survey. The purpose of this report is to provide summary information on the perceptions of UNI students regarding multiple facets of student life at UNI, including the academic curriculum, social interactions, university computer services, and library facilities and services. This survey was given to all UNI students participating in advanced registration for the Spring 2003 semester (November 14, 2002 – December 6, 2002). A total of 9,868 students responded to the survey items. Figure 1 presents the composition of respondents by college.



Both the UNI Computer and Library Satisfaction Survey and the UNI Student Climate Survey have been administered to UNI students for a number of years. Many of the questions in these previous survey instruments, albeit comprehensive and thorough, were somewhat vague and slightly repetitive. The questions, which had been designed several years ago, did not assess the ever changing environment of the student experience at UNI. In an attempt to obtain a more accurate and up to date picture of the perceptions and concerns of UNI students, the two surveys were consolidated into one survey. The combined survey incorporated several key elements from the previous two surveys, in addition to adding several new questions designed to better evaluate

UNI students' opinions. Since student climate at UNI is directly influenced by the computer and library facilities available at the university, it was only natural that the Computer and Library Satisfaction Survey and the Student Climate Survey should be combined into one cumulative survey.

This combined survey was the result of the collaboration of several offices on campus. The initial survey questions from both instruments were analyzed and questions that addressed similar constructs were condensed into one single question. The remaining items from both surveys were then compiled into one survey. Questions chosen to be included in the integrated survey focused on issues that related directly to improving the student experience at UNI. Campus climate is an issue that strongly affects the student's opportunity for success at the university. The goal of this survey is to present a list of issues that the student body feels should be addressed in order to improve the climate on the UNI campus.

Method

Students were presented with the UNI Student Satisfaction Survey questions during the Spring 2003 online registration period between November 14, 2002 and December 6, 2002. Respondents were asked to answer a set of two paired questions randomly selected from a list of 18 pairs. Each question was answered by approximately 500 students, except for one item. This question, which asked students about personal computer ownership, was matched with eight questions (6.1, 7.1, 8.1, 9.1, 13.1, 14.1, 15.1 and 16.1). The item on personal computer ownership was answered by 4,260 students.

Most questions on the Student Satisfaction Survey focused on aspects of university climate directly related to student life and learning. Items ranged from "I have had a high quality mentoring relationship with a UNI faculty or staff member" to "the library usually has the scholarly journals (periodicals) I need for my studies" to "the UNI computer network is generally accessible after 5 pm from off campus." Several questions were included that focused on childcare needs of UNI students. These

questions and responses were removed from the original data set and were not used in the analysis of this survey. See Appendix A for a complete list of the survey questions.

All students participating in electronic registration for the Spring 2003 semester were randomly presented with two paired questions prior to being advanced to the registration screen. Respondents were asked to indicate the extent to which they agreed or disagreed to the survey statements on a Likert scale ranging from 1 (strongly disagree) to 5 (strongly agree). Some of the items required the student to indicate a “yes” or “no” response. All survey responses were recorded and compiled into a master file. The survey responses were sent from Information Technology Services to the Office of Information Management and Analysis and converted to a data file. The data were then analyzed to show patterns of response.

Table 1 presents demographic information for respondents to the UNI Student Satisfaction Survey by college. For the purposes of this study, demographic information consists of age, sex, race/ethnicity, marital status, grade level, and residency classification. We were unable to obtain demographic information for some respondents. This missing data is reflected in decreased total numbers for each category. Throughout the report most percentages were rounded to the nearest one tenth of one percent. Therefore, due to this rounding, the values of some of the tables may not equal exactly 100%.

Table 1. Demographic Characteristics by College

	Business Admin.		Education		Humanities and Fine Arts		Natural Sciences		Social and Behavioral Sciences		Undecided		Total	
	N	%	N	%	N	%	N	%	N	%	N	%	N	%
Sex														
Female	1044	43.1	1688	78.6	1053	64.4	466	35.6	1026	63.4	295	63.2	5572	58.0
Male	1381	56.9	460	21.4	582	35.6	842	64.4	592	36.6	172	36.8	4029	42.0
Total	2425	100	2148	100	1635	100	1308	100	1618	100	467	100	9601	100
Race/Ethnicity														
Caucasian	2243	94.8	2009	95.3	1437	91.6	1173	93.2	1442	92.7	435	96.9	8739	93.9
African Am.	40	1.7	38	1.8	38	2.4	29	2.3	39	2.5	3	0.7	187	2.0
Native Am.	2	0.1	4	0.2	4	0.3	2	0.2	2	0.1	0	0.0	14	0.2
Asian/Pac. Island	21	0.9	12	0.6	24	1.5	6	0.5	16	1.0	7	1.6	86	0.9
Hispanic	17	0.7	27	1.3	31	2.0	18	1.4	35	2.3	3	0.7	131	1.4
Other	42	1.8	19	0.9	34	2.2	31	2.5	21	1.4	1	0.2	148	1.6
Total	2365	100	2109	100	1568	100	1259	100	1555	100	449	100	9305	100
Age														
19 or under	160	8.6	143	8.4	100	8.0	70	7.1	81	6.4	106	42.9	660	9.0
20-23	1515	81.8	1260	74.0	968	77.7	723	73.2	980	77.7	130	52.6	5576	76.4
24-29	117	6.3	175	10.3	118	9.5	124	12.6	128	10.1	2	0.8	664	9.1
30-39	39	2.1	69	4.1	35	2.8	45	4.6	44	3.5	5	2.0	237	3.2
40-55	22	1.2	54	3.2	21	1.7	26	2.6	28	2.2	4	1.6	155	2.1
Over 55	0	0	2	0.1	4	0.3	0	0	1	0.1	0	0	7	0.1
Total	1853	100	1703	100	1246	100	988	100	1262	100	247	100	7299	100
Marital Status														
Single	2294	96.3	1911	92.3	1530	95.1	1169	93.7	1474	92.6	457	98.1	8835	94.3
Married	69	2.9	126	6.1	58	3.6	55	4.4	71	4.5	4	0.9	383	4.1
Divorced/Sep.	20	0.8	33	1.6	21	1.3	23	1.8	46	2.9	5	1.1	148	1.6
Total	2383	100	2070	100	1609	100	1247	100	1591	100	466	100	9366	100
Grade Level														
Freshman	472	19.5	402	18.7	296	18.1	245	18.7	288	17.8	345	73.9	2048	21.3
Sophomore	545	22.5	403	18.8	330	20.2	268	20.5	313	19.3	108	23.1	1967	20.5
Junior	720	29.7	652	30.4	498	30.5	394	30.1	540	33.4	13	2.8	2817	29.3
Senior	632	26.1	450	20.9	410	25.1	369	28.2	406	25.1	1	0.2	2268	23.6
Graduate	56	2.3	241	11.2	101	6.2	32	2.4	71	4.4	0	0	501	5.2
Total	2425	100	2148	100	1635	100	1308	100	1618	100	467	100	9601	100
Residency														
In-State	2303	95.0	2049	95.6	1521	93.1	1224	93.6	1536	94.9	442	94.6	9075	94.6
Out-of-State	122	5.0	94	4.4	112	6.9	83	6.4	82	5.1	25	5.4	518	5.4
Total	2425	100	2143	100	1633	100	1307	100	1618	100	467	100	9593	100

Results

A table and figures containing mean scores for each survey item are presented in the pages to follow. Mean scores are displayed with the “no opinion” and without the “no opinion” response included. Summary tables and charts of responses to the survey questions showing the number and the percent responding to each question broken

down by college are also presented. Data for some respondents was unavailable; therefore, some percentages may reflect this missing data. The following list presents some of the key observations of the survey. Certain patterns of response may indicate a need for future examination of these relationships in the university environment. Please note that agreement is presented in terms of individuals who responded either “agree” or “strongly agree” to the survey items.

- Students are generally satisfied with their experiences with computers at UNI.
 - Approximately fifty percent (53.0%) of students indicated that the training they have received at UNI on the use of computers has generally met their educational needs.
 - Almost sixty percent (59.5%) of the respondents indicated that they have been exposed to the computer tools necessary to use and learn about computers in their chosen profession or field following graduation.
 - Two-thirds of students (67.5%) indicated that computers had been a significant part of their coursework at UNI.

- Students appear to be slightly ambivalent in regard to mentoring and advising opportunities at UNI.
 - Less than half of the respondents (41.6%) indicated that they had a high quality mentoring relationship with a UNI faculty or staff member.
 - 52.2% of respondents said that they had received high quality advising at UNI.
 - Nearly fifty percent of students (49.1%) indicated that they have collaborated with faculty or staff on academic or extracurricular activities.

- Students perceive that UNI is an entity that fosters the development of multicultural ideas and values in the classroom.
 - 53.8% of students indicated that their academic major includes information on multiple cultures and points of view.

- Approximately 55 percent (54.2%) of respondents perceived that UNI effectively prepared them to be contributing members of a multicultural / multinational world.
- 55.7% of students said that faculty encourage the expression of diverse points of view in the classroom.
- Students feel that UNI promotes an environment that is accepting of diversity and different ideas and values.
 - 57.5% of students perceive that UNI values all of its members regardless of race, ethnicity, sex, age, sexual orientation, religious beliefs, physical disability, or socioeconomic status.
 - Almost sixty percent of students (58.5%) indicated that UNI provides a welcoming and responsive environment for members of the UNI community who have unique needs that may affect their opportunity for success.
 - 62.2% of respondents said that they had experienced positive social interactions with students who have different backgrounds or beliefs than their own.
 - Less than twenty percent (17.7%) of students indicated that they had experienced a prejudicial remark or behavior on campus tied to their race, ethnicity, sex, age, sexual orientation, religious beliefs, physical disability, or socioeconomic status.
- Students feel that they are given adequate support in the use of the library and its resources, however many fail to take advantage of the opportunities that exist there.
 - Nearly two-thirds of the respondents (62.0%) had no opinion on the timeliness of the library's inter-library loan service, while only 27% said they agreed that the service provided them with their requests within a two week time period.

- Almost forty percent (39.6%) of students agree that Rod Library instruction sessions (tours, classes, workshops) are helpful in their academic work; however, most (46.7%) were neutral in response to this question.
- Over half of the respondents (55.8%) indicated that the library usually has the scholarly journals and other materials they need for their studies.

Table 2. Mean Ratings by College

		Business Administration		Education		Humanities & Fine Arts		Natural Sciences		Social & Behavioral Sciences		Undecided		Total	
		Mean	Mean w/o No Opinion	Mean	Mean w/o No Opinion	Mean	Mean w/o No Opinion	Mean	Mean w/o No Opinion	Mean	Mean w/o No Opinion	Mean	Mean w/o No Opinion	Mean	Mean w/o No Opinion
1.1	I am encouraged by faculty and staff to participate in university-related intellectual activities (e.g. guest speakers, symposia, conferences).	3.17	3.25	3.26	3.36	3.37	3.45	3.29	3.43	3.24	3.38	3.88	4.27	3.28	3.39
1.2	I have received high quality advising at UNI.	3.21	3.33	3.30	3.39	3.33	3.40	3.44	3.54	3.25	3.36	4.06	4.21	3.32	3.42
2.1	I have had a high quality mentoring relationship with a UNI faculty or staff member.	3.04	3.07	3.11	3.15	3.32	3.43	3.10	3.19	3.12	3.16	2.90	2.80	3.12	3.17
2.2	I feel a sense of belonging to the university community.	3.47	3.71	3.48	3.61	3.44	3.58	3.27	3.37	3.48	3.59	3.55	3.80	3.45	3.61
3.1	I have collaborated with faculty or staff on academic or extracurricular activities.	3.21	3.34	3.31	3.43	3.40	3.60	3.49	3.76	3.21	3.32	3.40	3.67	3.31	3.47
3.2	My academic major includes information on multiple cultures and points of view.	3.22	3.34	3.50	3.69	3.66	3.81	3.21	3.36	3.66	3.84	3.45	4.50	3.44	3.63
4.1	UNI is effectively preparing me to be a contributing member of a multicultural / multinational world.	3.19	3.26	3.52	3.70	3.22	3.28	3.29	3.46	3.46	3.58	3.52	3.89	3.35	3.47
4.2	UNI provides a welcoming and responsive environment for members of the UNI community.	3.34	3.46	3.58	3.75	3.53	3.71	3.35	3.60	3.48	3.62	3.77	4.20	3.48	3.66
5.1	I have experienced positive social interactions with students who have different backgrounds or beliefs than my own.	3.42	3.58	3.60	3.75	3.46	3.58	3.67	3.91	3.80	3.93	3.80	4.14	3.58	3.75
5.2	UNI provides opportunities for mentoring and social interaction among students, faculty, and staff.	3.48	3.68	3.62	3.79	3.54	3.72	3.42	3.59	3.59	3.75	3.50	3.77	3.53	3.72
6.1	UNI values all of its members regardless of race, ethnicity, sex, age, sexual orientation, religious beliefs, physical disability, or socioeconomic status.	3.39	3.53	3.47	3.60	3.23	3.27	3.35	3.46	3.61	3.75	3.57	3.67	3.41	3.52
7.1	I have experienced a prejudicial remark or behavior on campus tied to my race, ethnicity, sex, age, sexual orientation, religious beliefs, physical disability, or socioeconomic status.	2.22	1.92	2.49	2.35	2.27	2.14	2.31	2.06	2.32	2.10	2.17	1.88	2.32	2.11
8.1	Faculty encourage the expression of diverse points of view in the classroom.	3.21	3.32	3.48	3.67	3.62	3.78	3.44	3.61	3.53	3.88	3.50	3.81	3.44	3.64
9.1	UNI provides opportunities for participation in university governance activities.	3.16	3.26	3.09	3.20	3.13	3.25	3.18	3.36	3.24	3.46	3.13	3.43	3.16	3.31

Table continued on next page.

		Business Administration		Education		Humanities & Fine Arts		Natural Sciences		Social & Behavioral Sciences		Undecided		Total	
		Mean	Mean w/o No Opinion	Mean	Mean w/o No Opinion	Mean	Mean w/o No Opinion	Mean	Mean w/o No Opinion	Mean	Mean w/o No Opinion	Mean	Mean w/o No Opinion	Mean	Mean w/o No Opinion
10.1	The library usually has the scholarly journals (periodicals) and other materials I need for my studies.	3.44	3.62	3.44	3.60	3.45	3.59	3.17	3.28	3.33	3.42	3.43	3.60	3.38	3.53
10.2	The Rod Library homepage is a valuable resource for finding information on the Internet.	3.44	3.59	3.68	3.86	3.60	3.84	3.36	3.51	3.64	3.84	3.39	3.55	3.54	3.72
11.1	When I ask a librarian for assistance, I usually get a useful response.	3.28	3.45	3.47	3.56	3.37	3.50	3.54	3.84	3.49	3.66	3.79	4.12	3.43	3.60
11.2	Rod Library instruction sessions (e.g. tours, classes, workshops) have been helpful to me in my academic work.	3.13	3.26	3.38	3.66	3.19	3.34	3.31	3.66	3.20	3.36	3.54	3.93	3.25	3.47
12.1	Rod Library's inter-library loan service usually permits me to obtain materials from other libraries within two weeks of my placing a request.	3.17	3.43	3.23	3.62	2.98	2.94	3.12	3.47	3.05	3.11	3.35	3.73	3.13	3.33
12.2	Computers have been a significant part of my coursework at UNI.	3.68	3.80	3.87	3.97	3.38	3.43	3.54	3.65	3.75	3.84	3.74	3.90	3.67	3.77
13.1	The UNI computer network is generally accessible after 5 pm from off campus.	3.37	3.55	3.17	3.23	3.08	3.13	3.46	3.68	3.43	3.60	3.16	3.29	3.29	3.42
14.1	The training I have received at UNI on the use of computers has generally met my educational needs.	3.58	3.79	3.44	3.62	3.21	3.39	3.31	3.44	3.32	3.40	3.32	3.55	3.39	3.56
15.1	I feel I have been exposed to the computer tools necessary for me to use and learn about computing in my chosen profession or field following graduation.	3.49	3.65	3.37	3.43	3.42	3.62	3.43	3.55	3.53	3.65	3.13	3.15	3.43	3.55
16.1	Will it hinder your ability to register or prepare to register if the schedule of classes is only available electronically (on the web)?	1.73	NA	1.76	NA	1.63	NA	1.64	NA	1.62	NA	1.84	NA	1.69	NA
x.2*	Do you have a computer for your personal use available during the school year?	2.23	NA	2.29	NA	2.46	NA	2.35	NA	2.27	NA	2.09	NA	2.30	NA

*x.2 was paired with questions 6.1, 7.1, 8.1, 9.1, 13.1, 14.1, 15.1 and 16.1; therefore x = the corresponding question pair number.

Figure 2.
College of Business Administration Mean Ratings

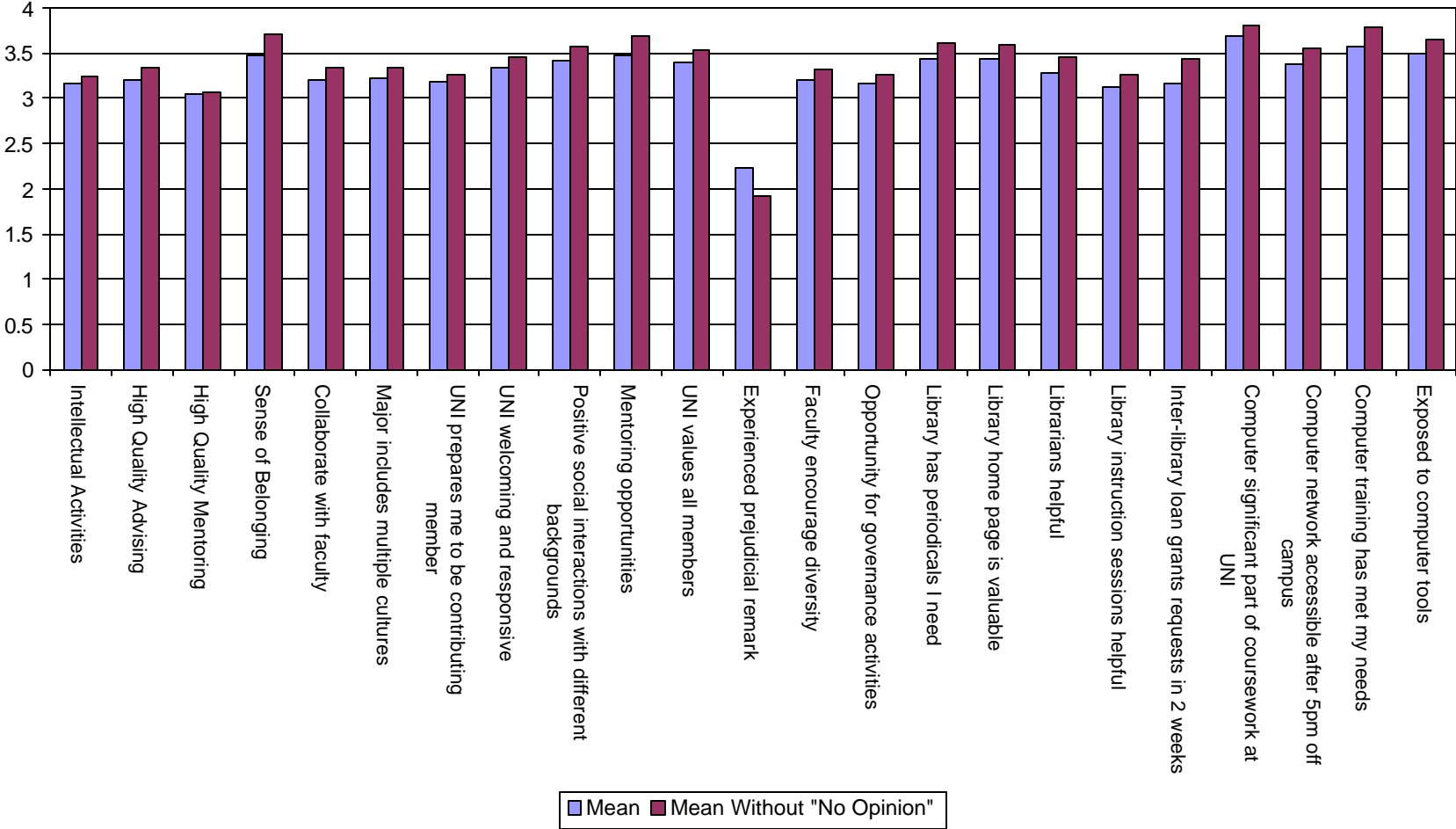


Figure 3.
College of Education Mean Ratings

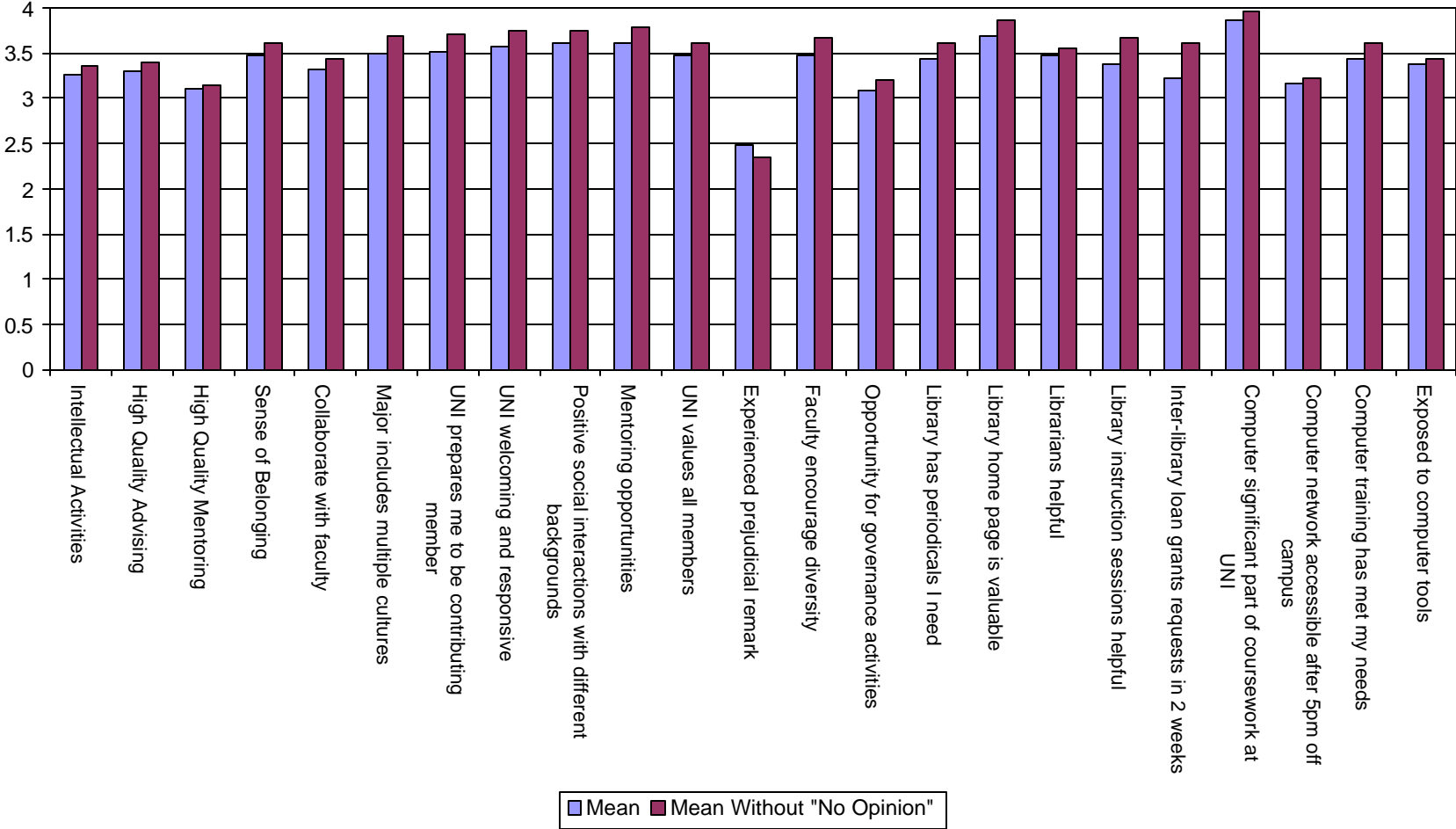


Figure 4.
College of Humanities and Fine Arts Mean Ratings

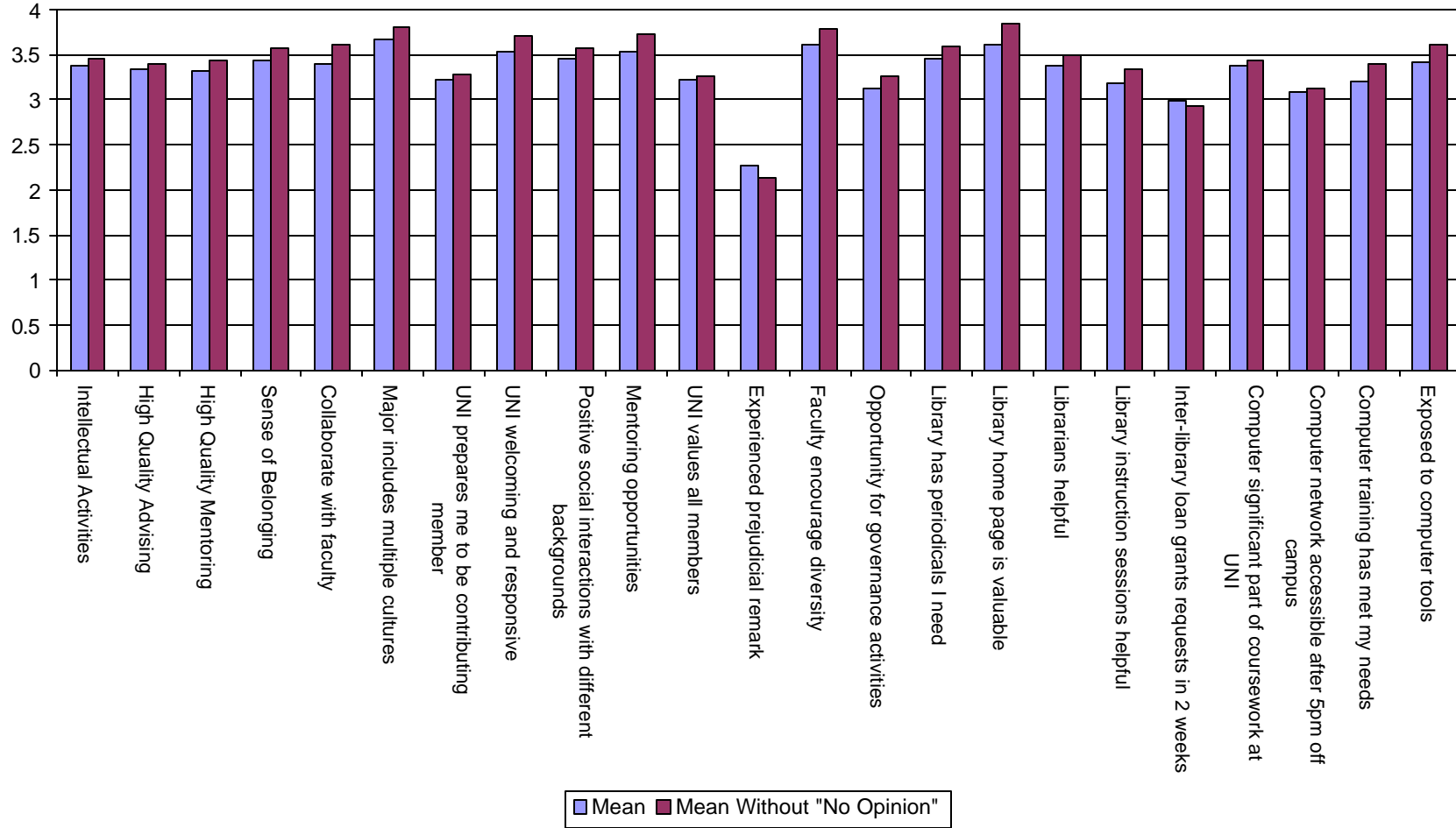


Figure 5.
College of Natural Sciences Mean Ratings

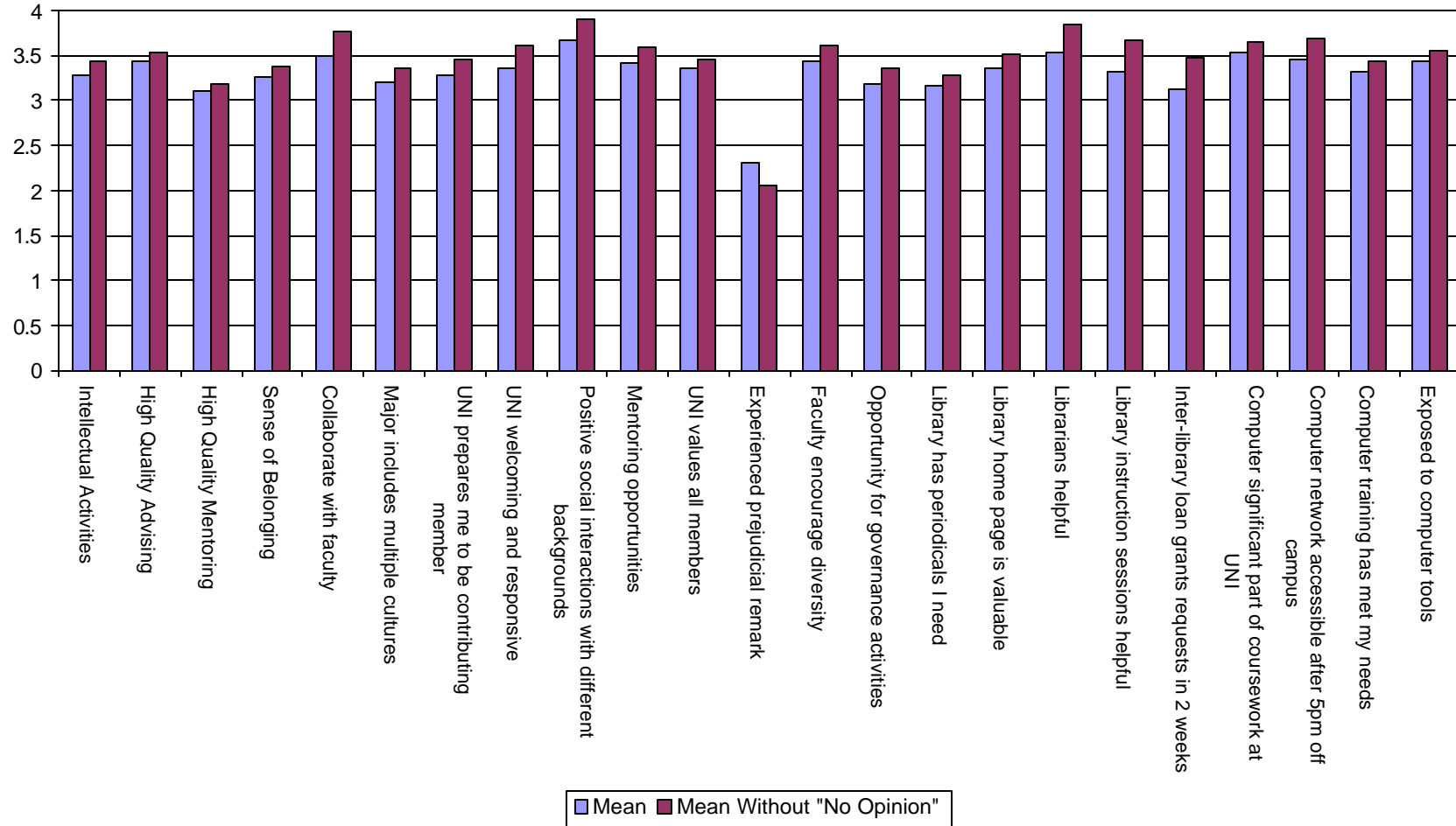


Figure 6.
College of Social and Behavioral Sciences Mean Ratings

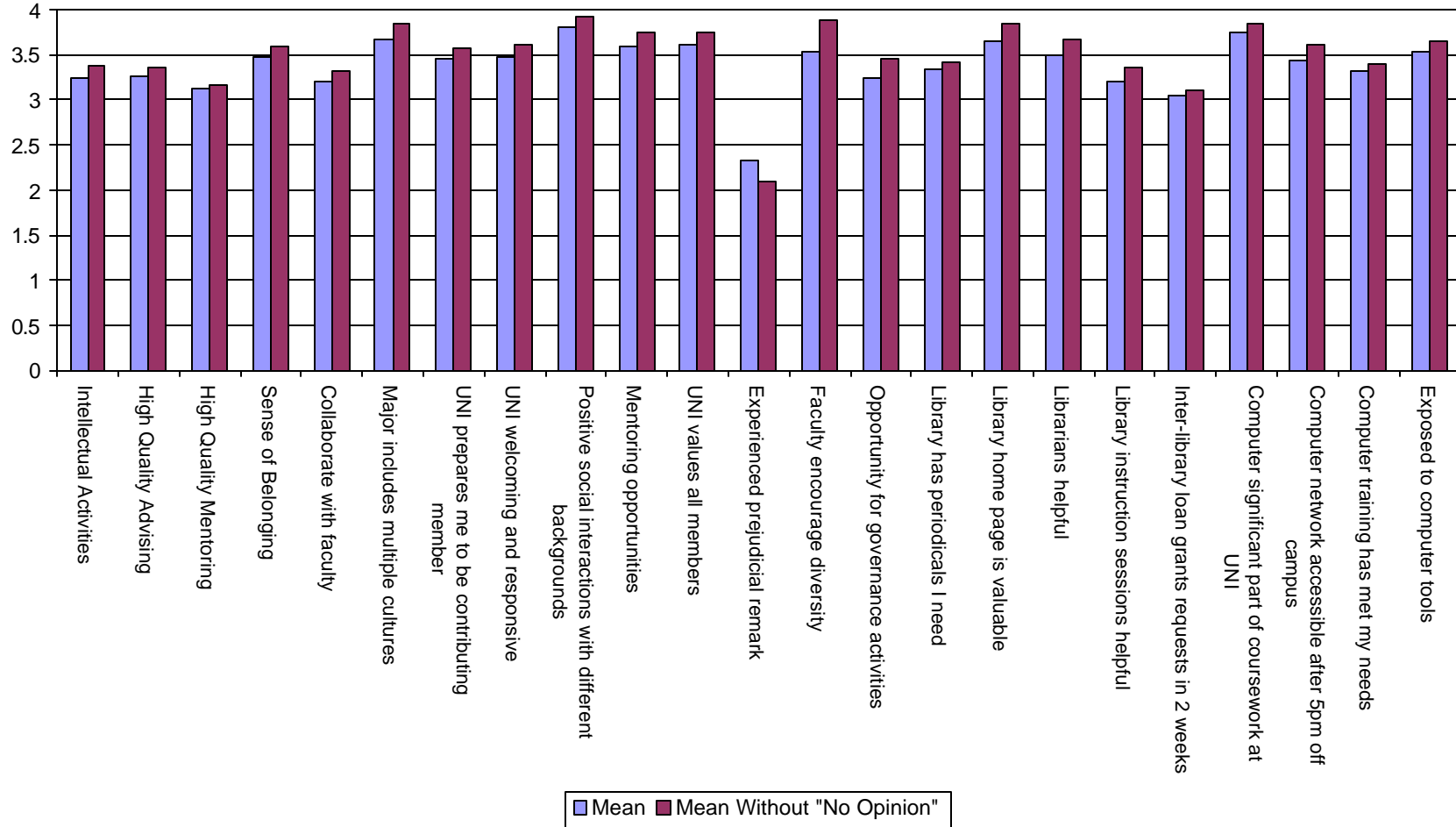
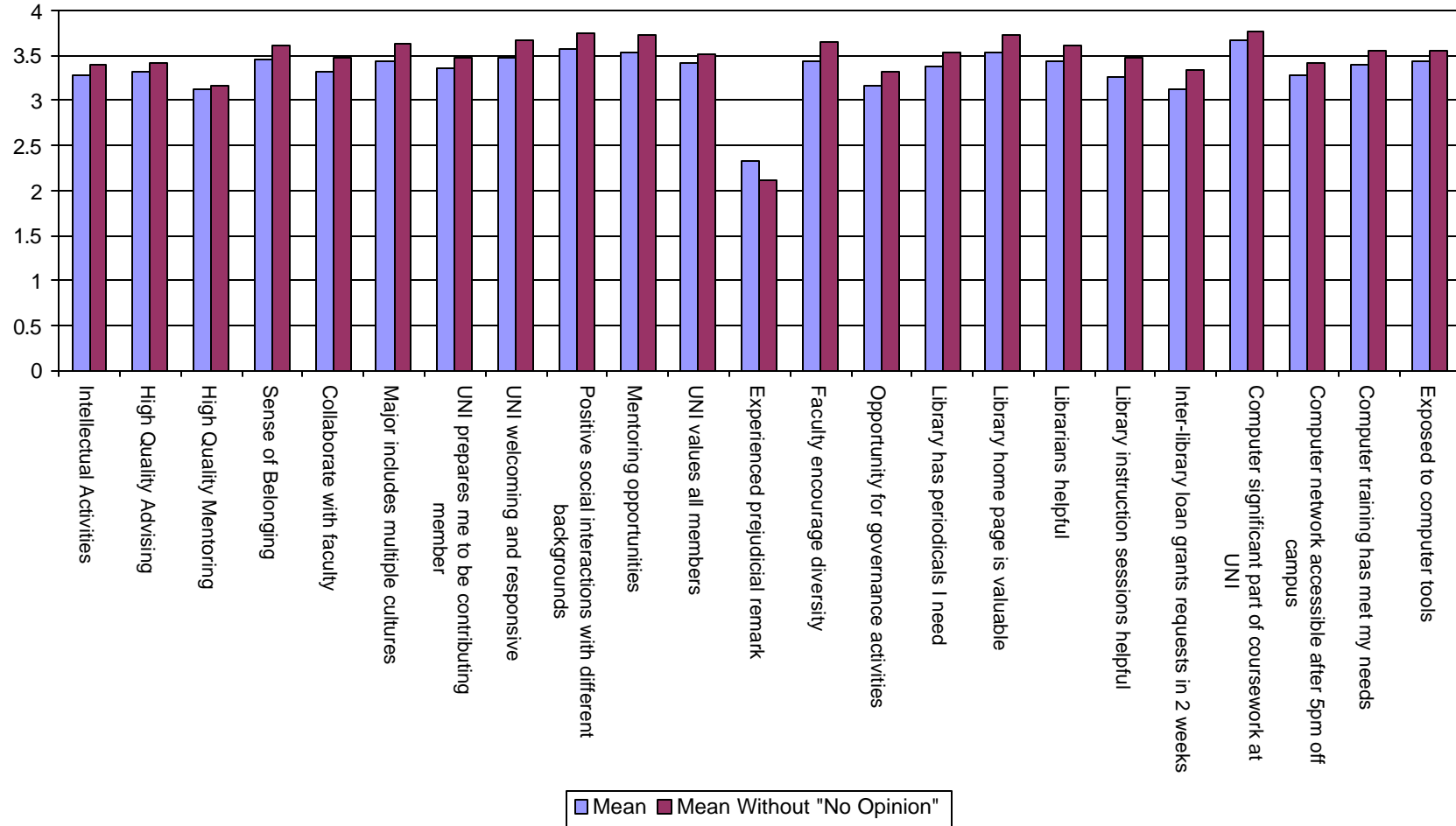
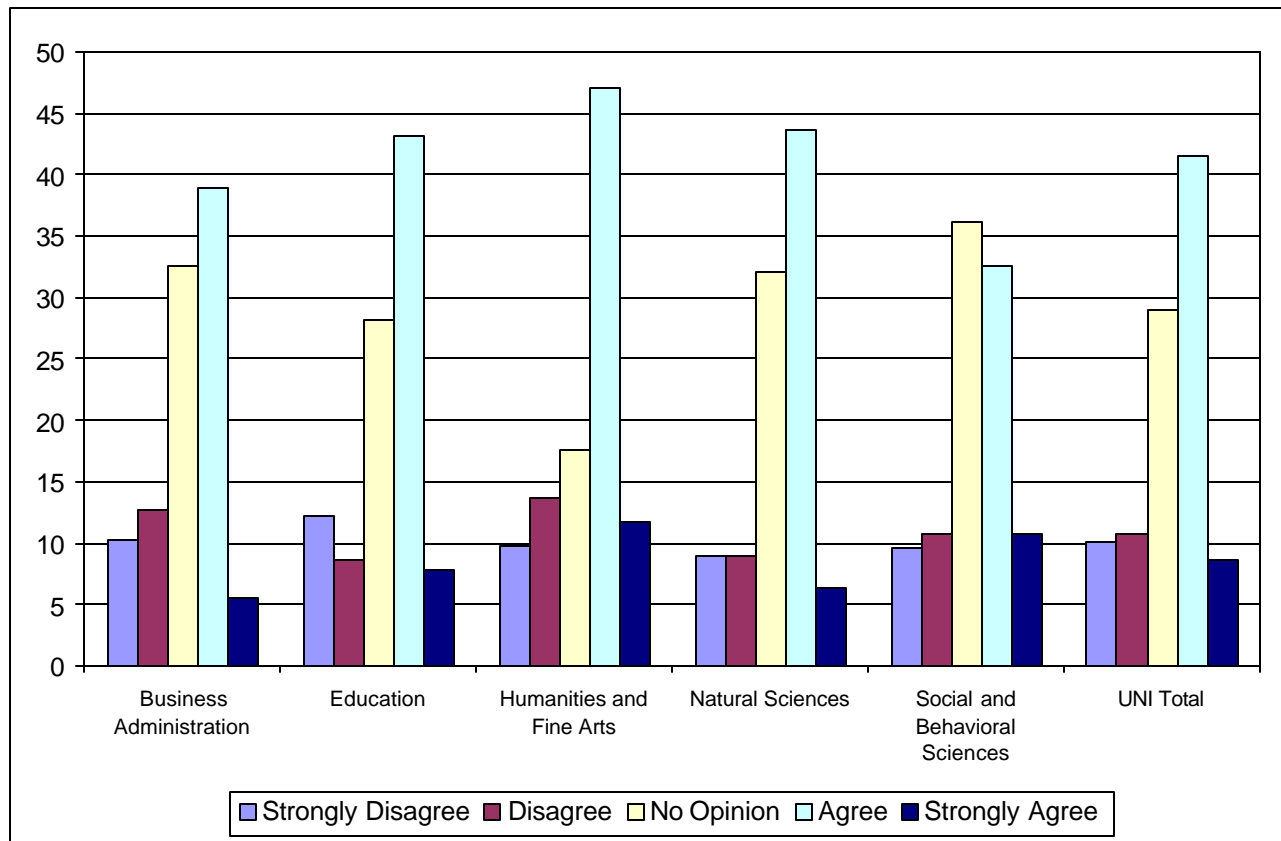


Figure 7.
University of Northern Iowa Mean Ratings



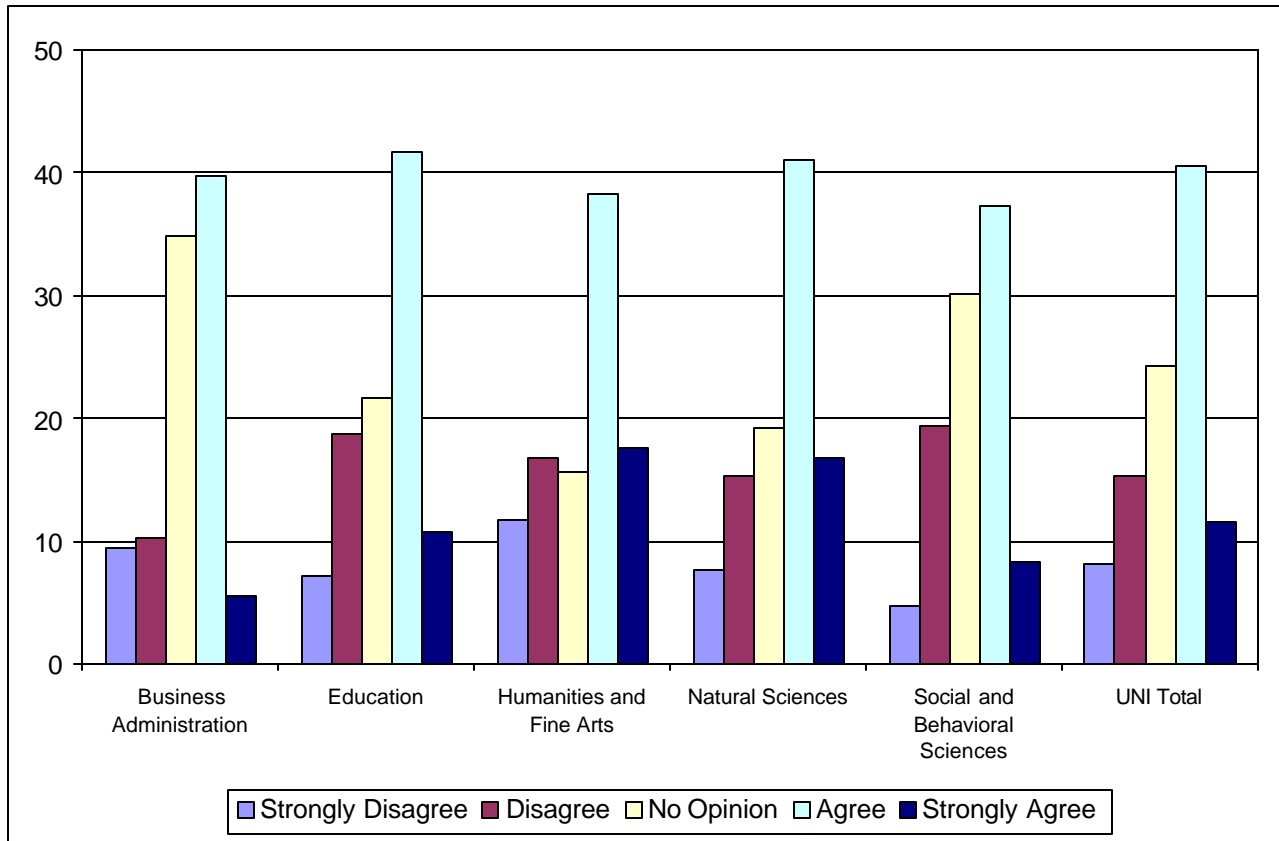
I am encouraged by faculty and staff to participate in university-related intellectual activities (e.g. guest speakers, symposia, conferences).

	Strongly Disagree		Disagree		No Opinion		Agree		Strongly Agree		Total	
	N	%	N	%	N	%	N	%	N	%	N	%
Business Administration	13	10.3	16	12.7	41	32.5	49	38.9	7	5.6	126	100
Education	17	12.2	12	8.6	39	28.1	60	43.2	11	7.9	139	100
Humanities & Fine Arts	10	9.8	14	13.7	18	17.6	48	47.1	12	11.8	102	100
Natural Sciences	7	9.0	7	9.0	25	32.1	34	43.6	5	6.4	78	100
Social & Beh. Sciences	8	9.6	9	10.8	30	36.1	27	32.5	9	10.8	83	100
Undecided	0	0	0	0	5	31.3	8	50.0	3	18.8	16	100
Total	55	10.1	58	10.7	158	29.0	226	41.5	47	8.6	544	100



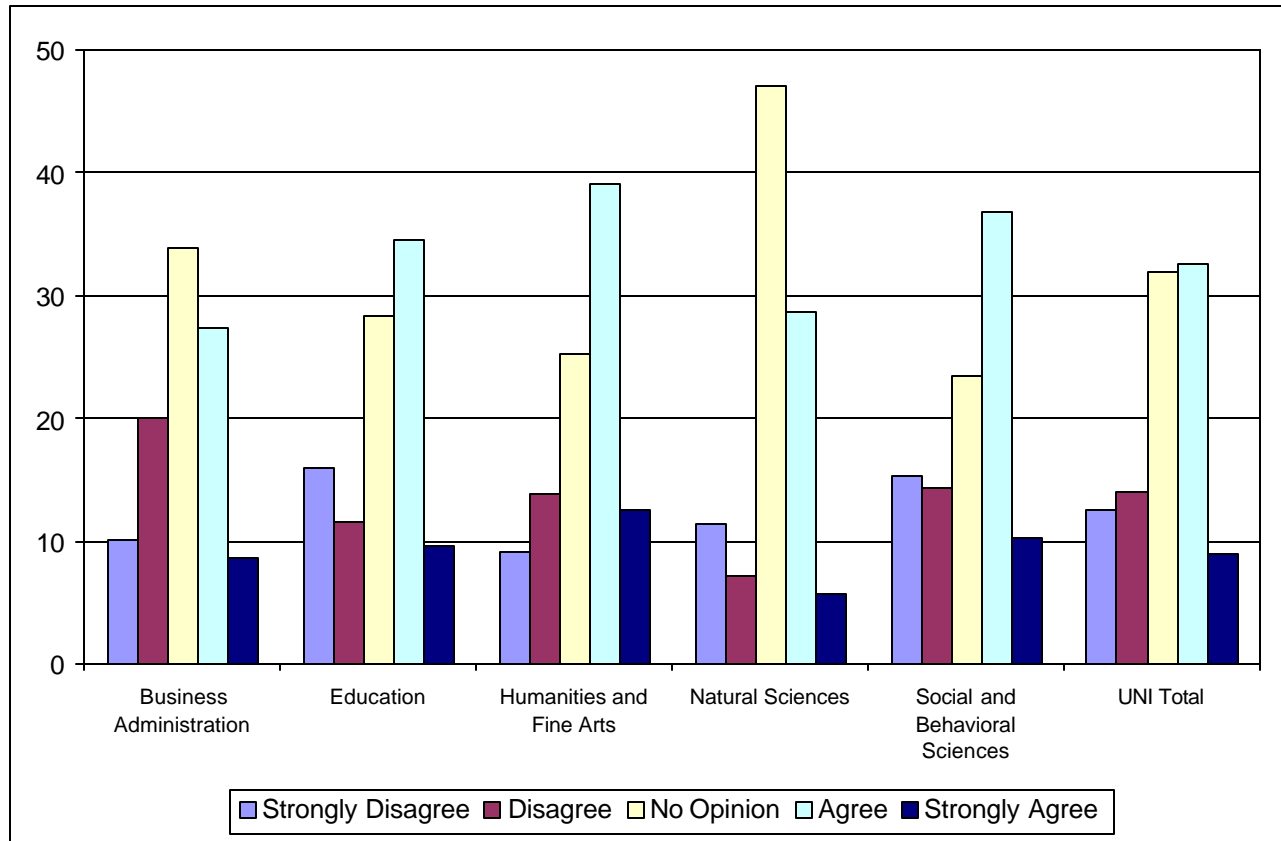
I have received high quality advising at UNI.

	Strongly Disagree		Disagree		No Opinion		Agree		Strongly Agree		Total	
	N	%	N	%	N	%	N	%	N	%	N	%
Business Administration	12	9.5	13	10.3	44	34.9	50	39.7	7	5.6	126	100
Education	10	7.2	26	18.7	30	21.6	58	41.7	15	10.8	139	100
Humanities & Fine Arts	12	11.8	17	16.7	16	15.7	39	38.2	18	17.6	102	100
Natural Sciences	6	7.7	12	15.4	15	19.2	32	41.0	13	16.7	78	100
Social & Beh. Sciences	4	4.8	16	19.3	25	30.1	31	37.3	7	8.4	83	100
Undecided	0	0	0	0	2	12.5	11	68.8	3	18.8	16	100
Total	44	8.1	84	15.4	132	24.3	221	40.6	63	11.6	544	100



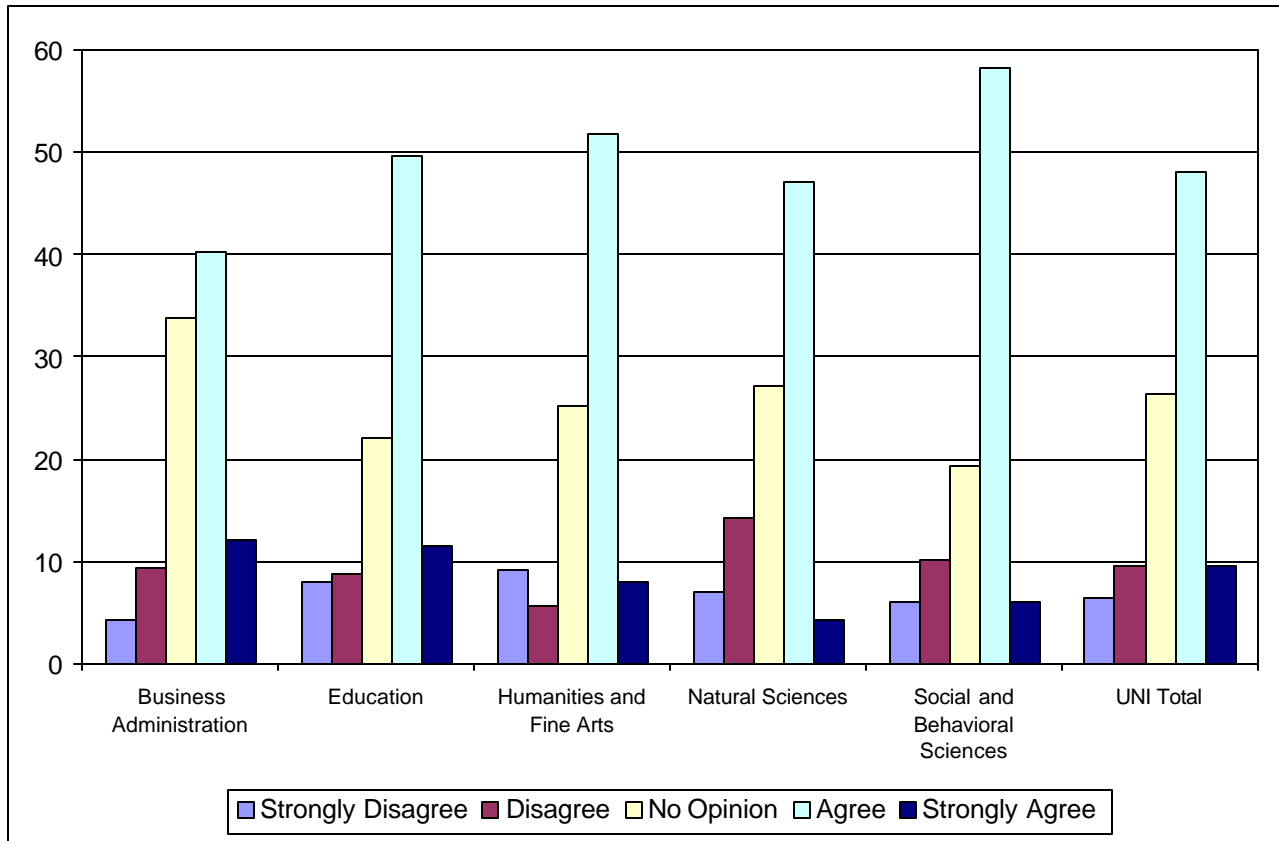
I have had a high quality mentoring relationship with a UNI faculty or staff member.

	Strongly Disagree		Disagree		No Opinion		Agree		Strongly Agree		Total	
	N	%	N	%	N	%	N	%	N	%	N	%
Business Administration	14	10.1	28	20.1	47	33.8	38	27.3	12	8.6	139	100
Education	18	15.9	13	11.5	32	28.3	39	34.5	11	9.7	113	100
Humanities & Fine Arts	8	9.2	12	13.8	22	25.3	34	39.1	11	12.6	87	100
Natural Sciences	8	11.4	5	7.1	33	47.1	20	28.6	4	5.7	70	100
Social & Beh. Sciences	15	15.3	14	14.3	23	23.5	36	36.7	10	10.2	98	100
Undecided	4	13.8	3	10.3	14	48.3	8	27.6	0	0	29	100
Total	67	12.5	75	14.0	171	31.9	175	32.6	48	9.0	536	100



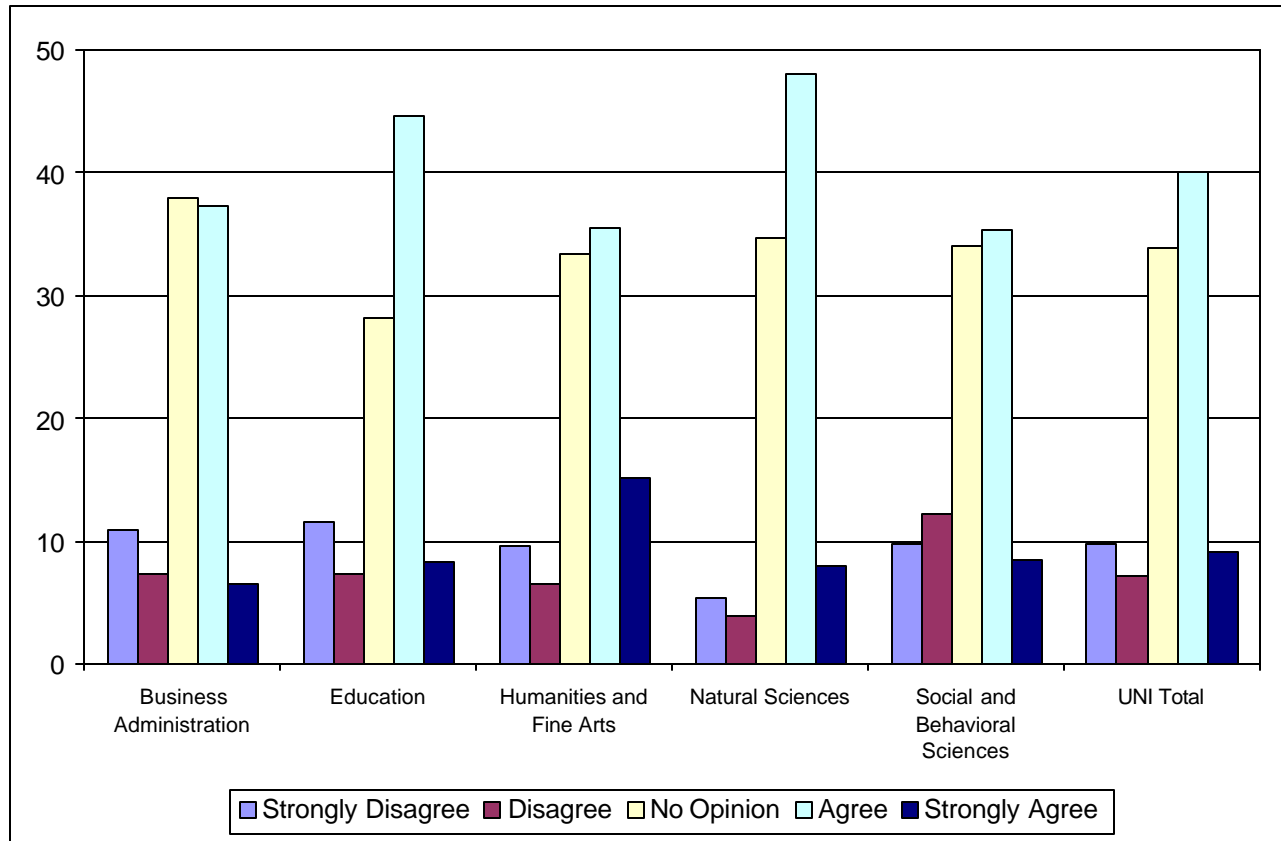
I feel a sense of belonging to the university community.

	Strongly Disagree		Disagree		No Opinion		Agree		Strongly Agree		Total	
	N	%	N	%	N	%	N	%	N	%	N	%
Business Administration	6	4.3	13	9.4	47	33.8	56	40.3	17	12.2	139	100
Education	9	8.0	10	8.8	25	22.1	56	49.6	13	11.5	113	100
Humanities & Fine Arts	8	9.2	5	5.7	22	25.3	45	51.7	7	8.0	87	100
Natural Sciences	5	7.1	10	14.3	19	27.1	33	47.1	3	4.3	70	100
Social & Beh. Sciences	6	6.1	10	10.2	19	19.4	57	58.2	6	6.1	98	100
Undecided	1	3.4	3	10.3	9	31.0	11	37.9	5	17.2	29	100
Total	35	6.5	51	9.5	141	26.3	258	48.1	51	9.5	536	100



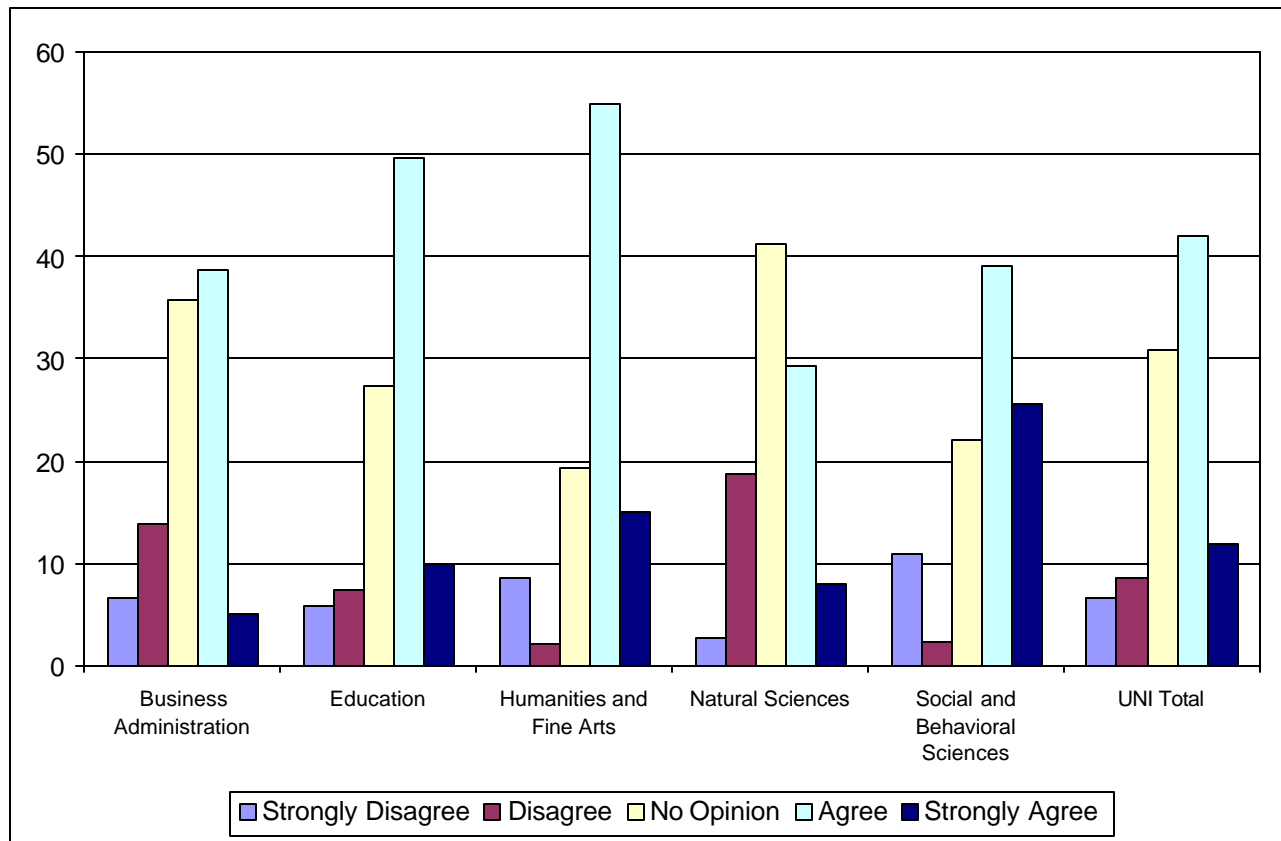
I have collaborated with faculty or staff on academic or extracurricular activities.

	Strongly Disagree		Disagree		No Opinion		Agree		Strongly Agree		Total	
	N	%	N	%	N	%	N	%	N	%	N	%
Business Administration	15	10.9	10	7.3	52	38.0	51	37.2	9	6.6	137	100
Education	14	11.6	9	7.4	34	28.1	54	44.6	10	8.3	121	100
Humanities & Fine Arts	9	9.7	6	6.5	31	33.3	33	35.5	14	15.1	93	100
Natural Sciences	4	5.3	3	4.0	26	34.7	36	48.0	6	8.0	75	100
Social & Beh. Sciences	8	9.8	10	12.2	28	34.1	29	35.4	7	8.5	82	100
Undecided	2	10.0	0	0	8	40.0	8	40.0	2	10.0	20	100
Total	52	9.8	38	7.2	179	33.9	211	40.0	48	9.1	528	100



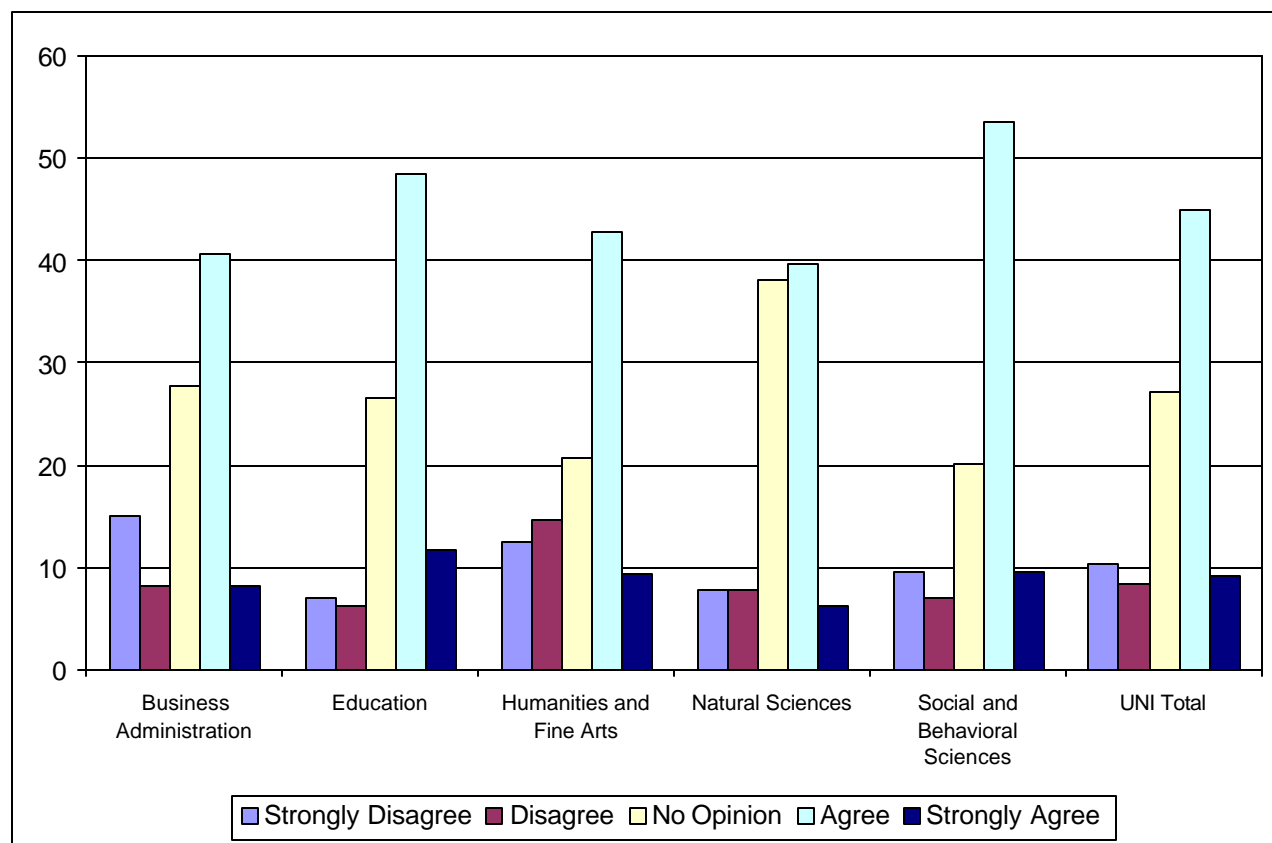
My academic major includes information on multiple cultures and points of view.

	Strongly Disagree		Disagree		No Opinion		Agree		Strongly Agree		Total	
	N	%	N	%	N	%	N	%	N	%	N	%
Business Administration	9	6.6	19	13.9	49	35.8	53	38.7	7	5.1	137	100
Education	7	5.8	9	7.4	33	27.3	60	49.6	12	9.9	121	100
Humanities & Fine Arts	8	8.6	2	2.2	18	19.4	51	54.8	14	15.1	93	100
Natural Sciences	2	2.7	14	18.7	31	41.3	22	29.3	6	8.0	75	100
Social & Beh. Sciences	9	11.0	2	2.4	18	22.0	32	39.0	21	25.6	82	100
Undecided	0	0	0	0	14	70.0	3	15.0	3	15.0	20	100
Total	35	6.6	46	8.7	163	30.9	221	41.9	63	11.9	528	100



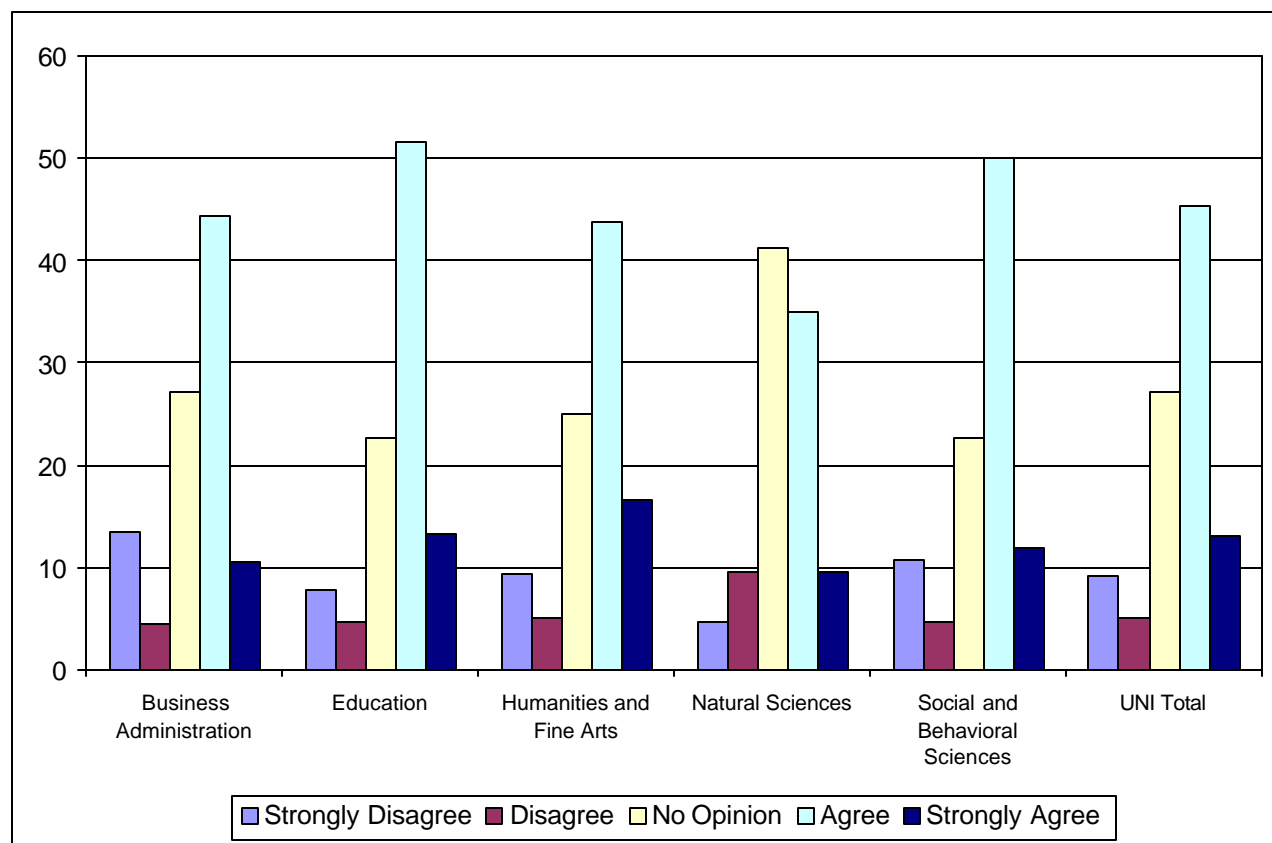
UNI is effectively preparing me to be a contributing member of a multicultural / multinational world.

	Strongly Disagree		Disagree		No Opinion		Agree		Strongly Agree		Total	
	N	%	N	%	N	%	N	%	N	%	N	%
Business Administration	20	15.0	11	8.3	37	27.8	54	40.6	11	8.3	133	100
Education	9	7.0	8	6.3	34	26.6	62	48.4	15	11.7	128	100
Humanities & Fine Arts	12	12.5	14	14.6	20	20.8	41	42.7	9	9.4	96	100
Natural Sciences	5	7.9	5	7.9	24	38.1	25	39.7	4	6.3	63	100
Social & Beh. Sciences	8	9.5	6	7.1	17	20.2	45	53.6	8	9.5	84	100
Undecided	1	3.2	1	3.2	13	41.9	13	41.9	3	9.7	31	100
Total	55	10.3	45	8.4	145	27.1	240	44.9	50	9.3	535	100



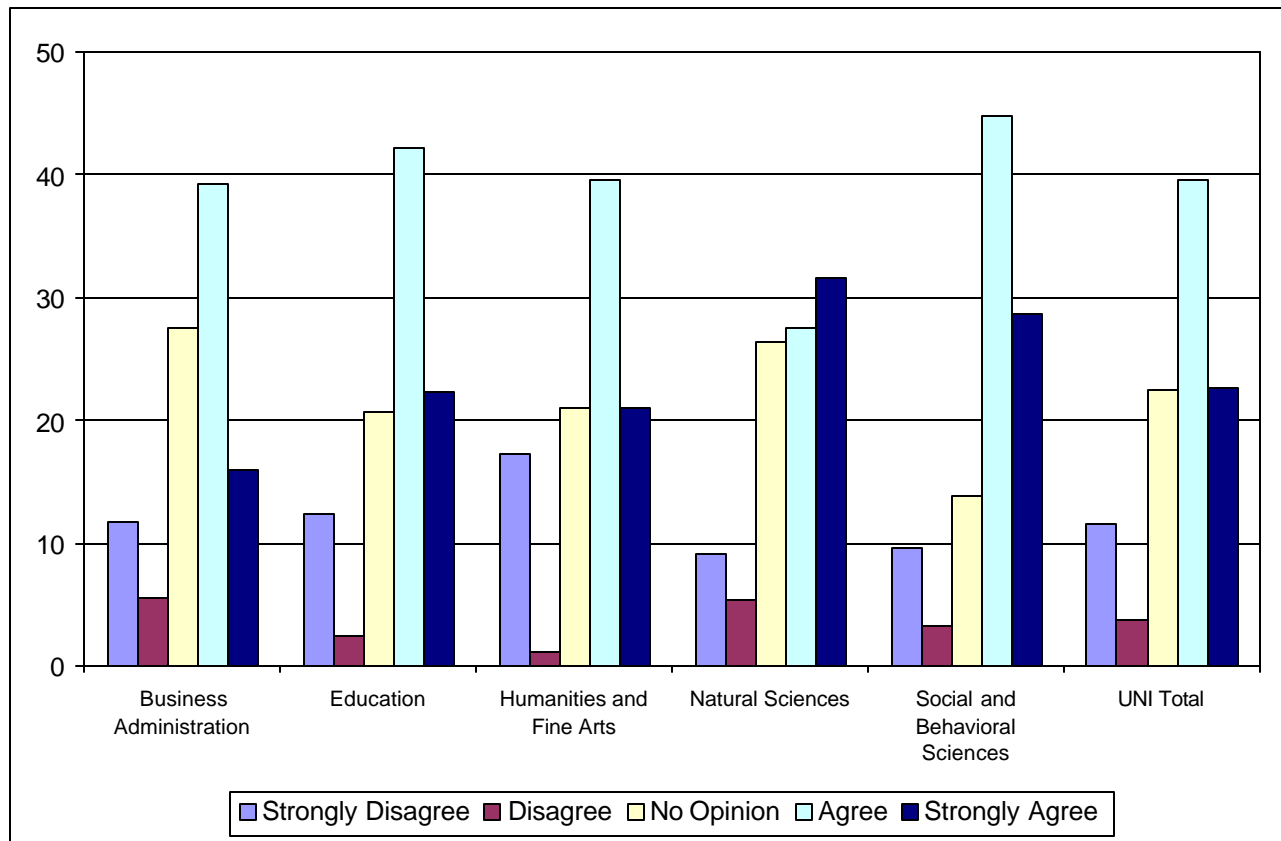
UNI provides a welcoming and responsive environment for members of the UNI community who have unique needs that may affect their opportunity for success.

	Strongly Disagree		Disagree		No Opinion		Agree		Strongly Agree		Total	
	N	%	N	%	N	%	N	%	N	%	N	%
Business Administration	18	13.5	6	4.5	36	27.1	59	44.4	14	10.5	133	100
Education	10	7.8	6	4.7	29	22.7	66	51.6	17	13.3	128	100
Humanities & Fine Arts	9	9.4	5	5.2	24	25.0	42	43.8	16	16.7	96	100
Natural Sciences	3	4.8	6	9.5	26	41.3	22	34.9	6	9.5	63	100
Social & Beh. Sciences	9	10.7	4	4.8	19	22.6	42	50.0	10	11.9	84	100
Undecided	1	3.2	0	0.0	11	35.5	12	38.7	7	22.6	31	100
Total	50	9.3	27	5.0	145	27.1	243	45.4	70	13.1	535	100



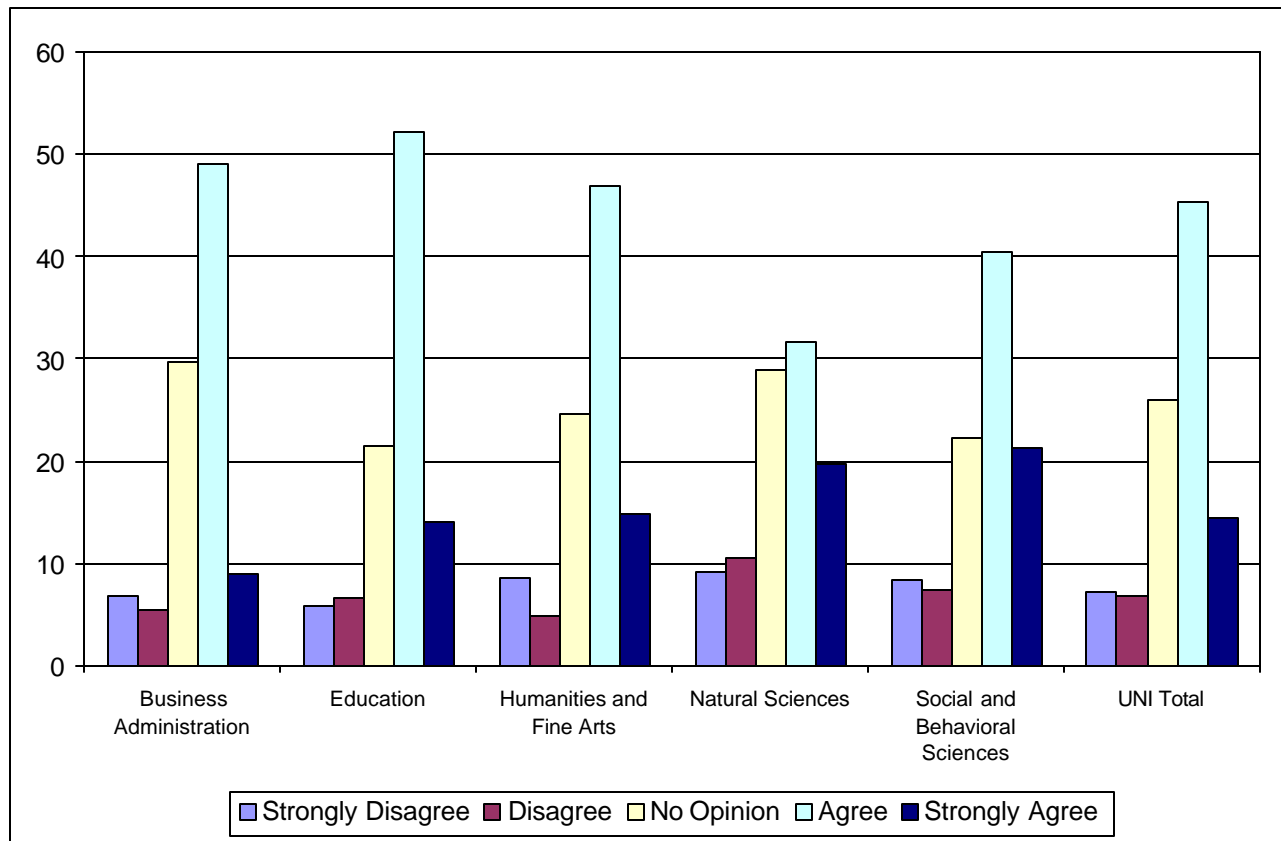
I have experienced positive social interactions with students who have different backgrounds or beliefs than my own.

	Strongly Disagree		Disagree		No Opinion		Agree		Strongly Agree		Total	
	N	%	N	%	N	%	N	%	N	%	N	%
Business Administration	17	11.7	8	5.5	40	27.6	57	39.3	23	15.9	145	100
Education	15	12.4	3	2.5	25	20.7	51	42.1	27	22.3	121	100
Humanities & Fine Arts	14	17.3	1	1.2	17	21.0	32	39.5	17	21.0	81	100
Natural Sciences	7	9.2	4	5.3	20	26.3	21	27.6	24	31.6	76	100
Social & Beh. Sciences	9	9.6	3	3.2	13	13.8	42	44.7	27	28.7	94	100
Undecided	0	0	1	5.0	6	30.0	9	45.0	4	20.0	20	100
Total	62	11.5	20	3.7	121	22.5	212	39.5	122	22.7	537	100



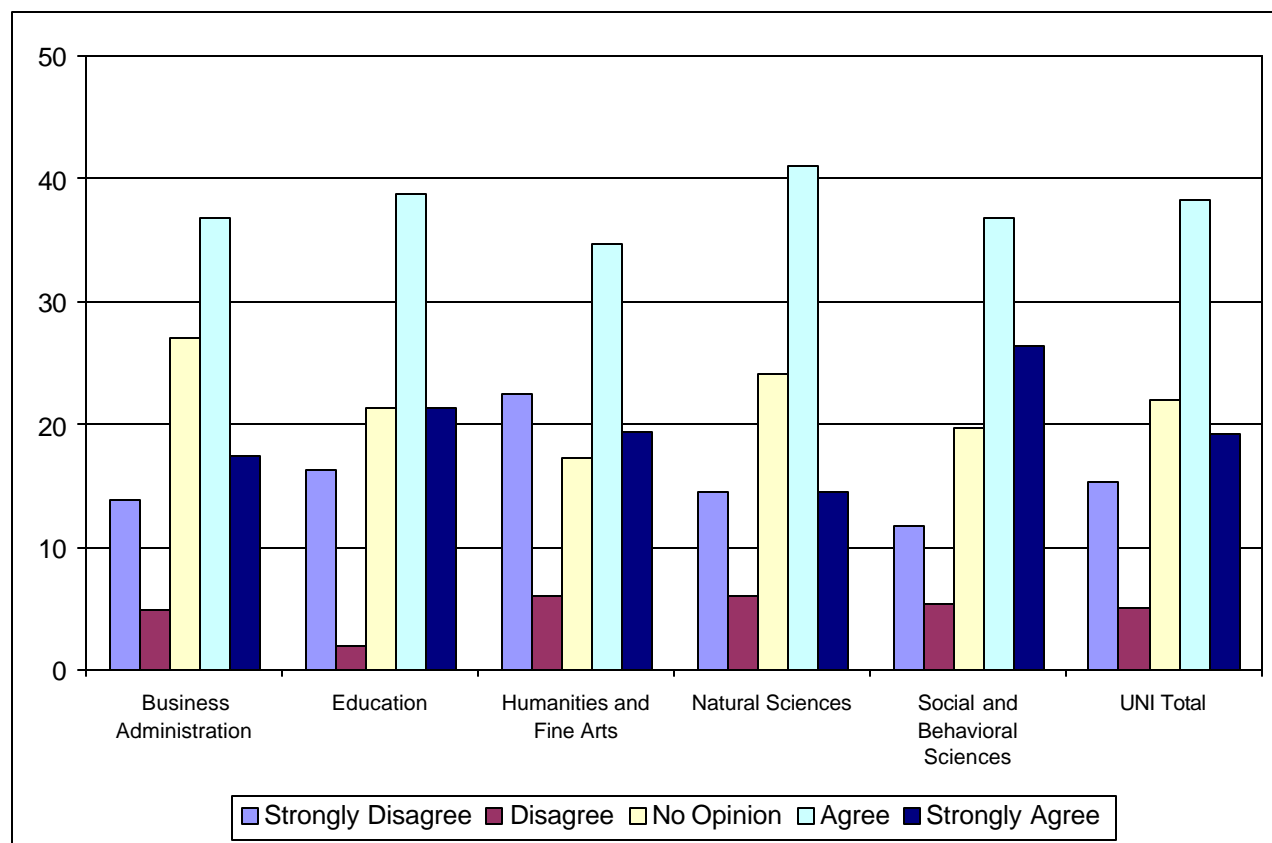
UNI provides opportunities for mentoring and social interaction among students, faculty, and staff.

	Strongly Disagree		Disagree		No Opinion		Agree		Strongly Agree		Total	
	N	%	N	%	N	%	N	%	N	%	N	%
Business Administration	10	6.9	8	5.5	43	29.7	71	49.0	13	9.0	145	100
Education	7	5.8	8	6.6	26	21.5	63	52.1	17	14.0	121	100
Humanities & Fine Arts	7	8.6	4	4.9	20	24.7	38	46.9	12	14.8	81	100
Natural Sciences	7	9.2	8	10.5	22	28.9	24	31.6	15	19.7	76	100
Social & Beh. Sciences	8	8.5	7	7.4	21	22.3	38	40.4	20	21.3	94	100
Undecided	0	0	2	10.0	7	35.0	10	50.0	1	5.0	20	100
Total	39	7.3	37	6.9	139	25.9	244	45.4	78	14.5	537	100



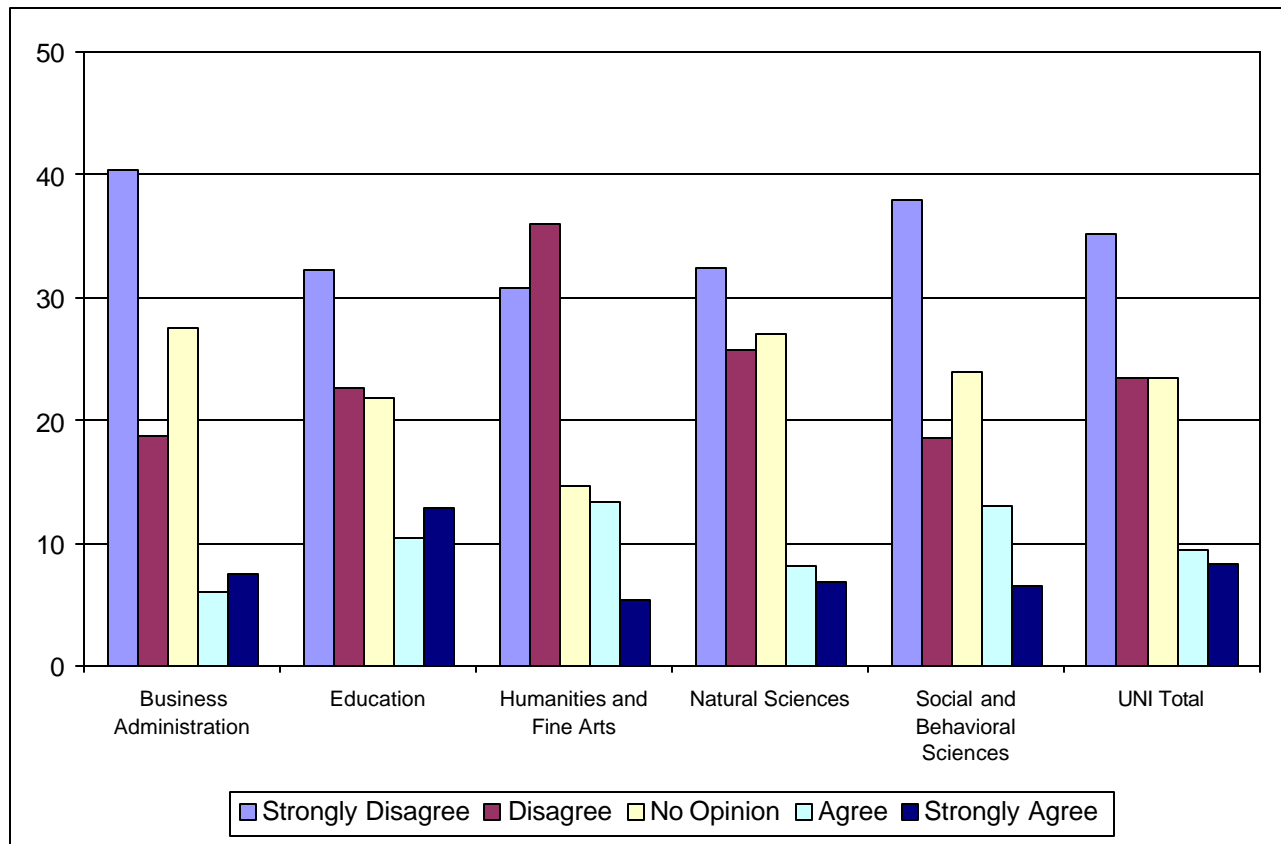
UNI values all of its members regardless of race, ethnicity, sex, age, sexual orientation, religious beliefs, physical disability, or socioeconomic status.

	Strongly Disagree		Disagree		No Opinion		Agree		Strongly Agree		Total	
	N	%	N	%	N	%	N	%	N	%	N	%
Business Administration	20	13.9	7	4.9	39	27.1	53	36.8	25	17.4	144	100
Education	16	16.3	2	2.0	21	21.4	38	38.8	21	21.4	98	100
Humanities & Fine Arts	22	22.4	6	6.1	17	17.3	34	34.7	19	19.4	98	100
Natural Sciences	12	14.5	5	6.0	20	24.1	34	41.0	12	14.5	83	100
Social & Beh. Sciences	9	11.8	4	5.3	15	19.7	28	36.8	20	26.3	76	100
Undecided	2	7.1	3	10.7	4	14.3	15	53.6	4	14.3	28	100
Total	81	15.4	27	5.1	116	22.0	202	38.3	101	19.2	527	100



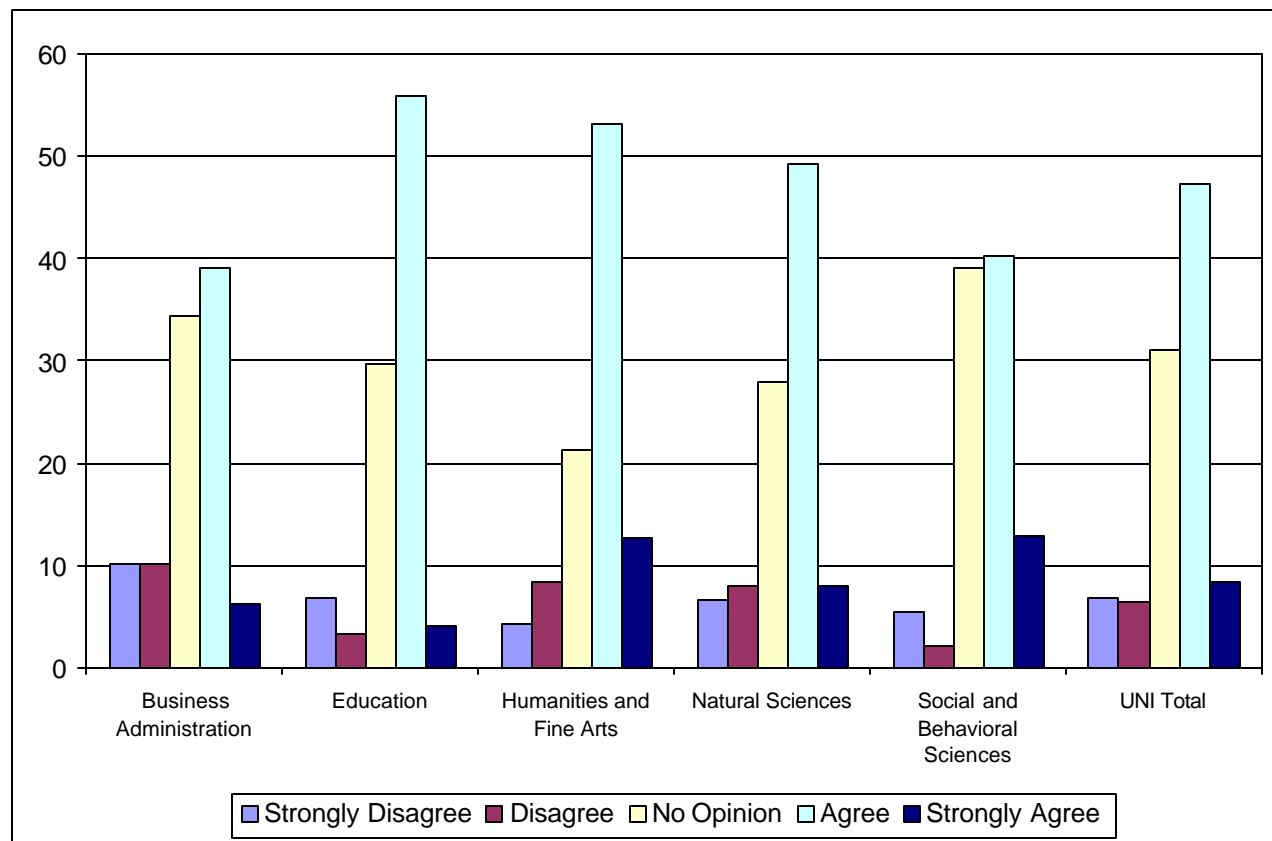
I have experienced a prejudicial remark or behavior on campus tied to my race, ethnicity, sex, age, sexual orientation, religious beliefs, physical disability, or socioeconomic status.

	Strongly Disagree		Disagree		No Opinion		Agree		Strongly Agree		Total	
	N	%	N	%	N	%	N	%	N	%	N	%
Business Administration	54	40.3	25	18.7	37	27.6	8	6.0	10	7.5	134	100
Education	43	32.3	30	22.6	29	21.8	14	10.5	17	12.8	133	100
Humanities & Fine Arts	23	30.7	27	36.0	11	14.7	10	13.3	4	5.3	75	100
Natural Sciences	24	32.4	19	25.7	20	27.0	6	8.1	5	6.8	74	100
Social & Beh. Sciences	35	38.0	17	18.5	22	23.9	12	13.0	6	6.5	92	100
Undecided	8	34.8	7	30.4	6	26.1	0	0	2	8.7	23	100
Total	187	35.2	125	23.5	125	23.5	50	9.4	44	8.3	531	100



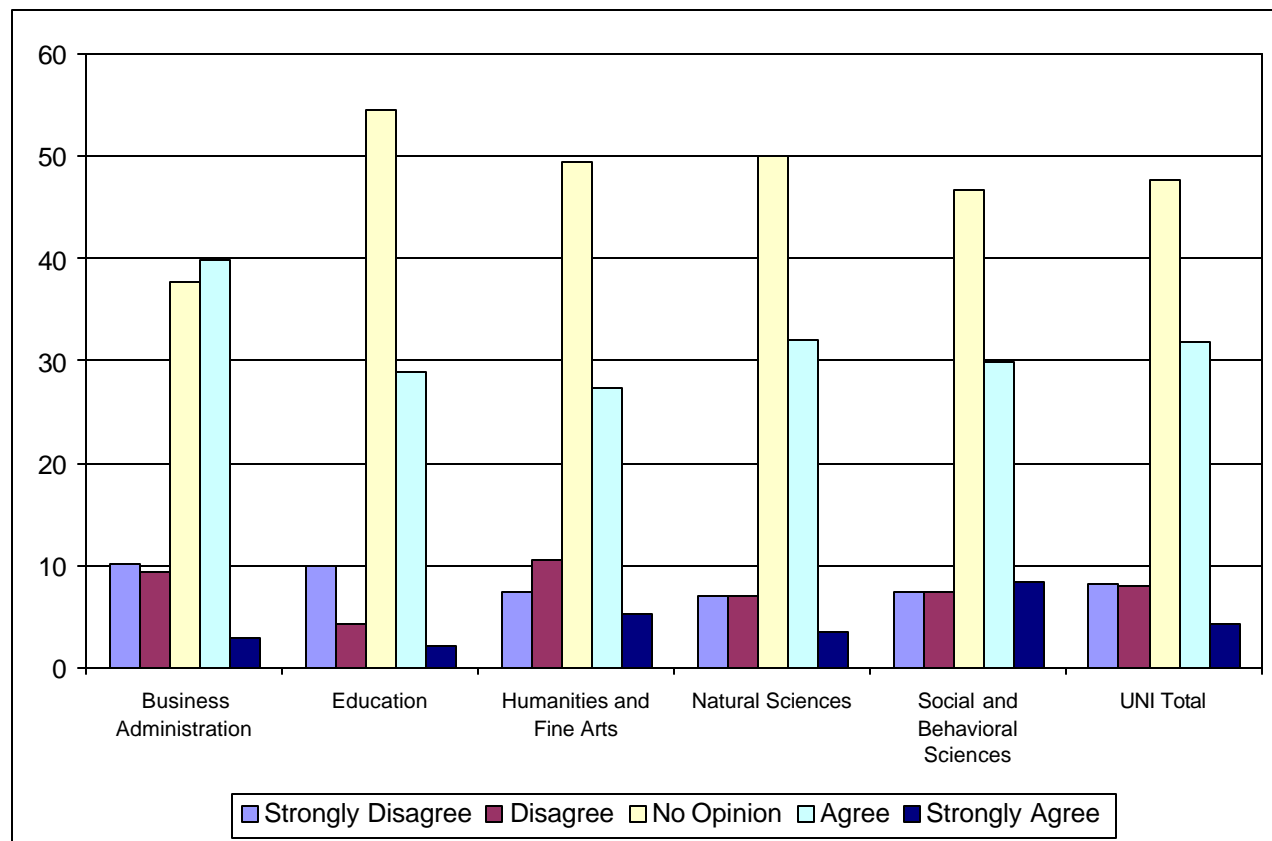
Faculty encourage the expression of diverse points of view in the classroom.

	Strongly Disagree		Disagree		No Opinion		Agree		Strongly Agree		Total	
	N	%	N	%	N	%	N	%	N	%	N	%
Business Administration	13	10.2	13	10.2	44	34.4	50	39.1	8	6.3	128	100
Education	8	6.8	4	3.4	35	29.7	66	55.9	5	4.2	118	100
Humanities & Fine Arts	4	4.3	8	8.5	20	21.3	50	53.2	12	12.8	94	100
Natural Sciences	5	6.7	6	8.0	21	28.0	37	49.3	6	8.0	75	100
Social & Beh. Sciences	5	5.4	2	2.2	36	39.1	37	40.2	12	13.0	92	100
Undecided	1	3.8	1	3.8	10	38.5	12	46.2	2	7.7	26	100
Total	36	6.8	34	6.4	166	31.1	252	47.3	45	8.4	533	100



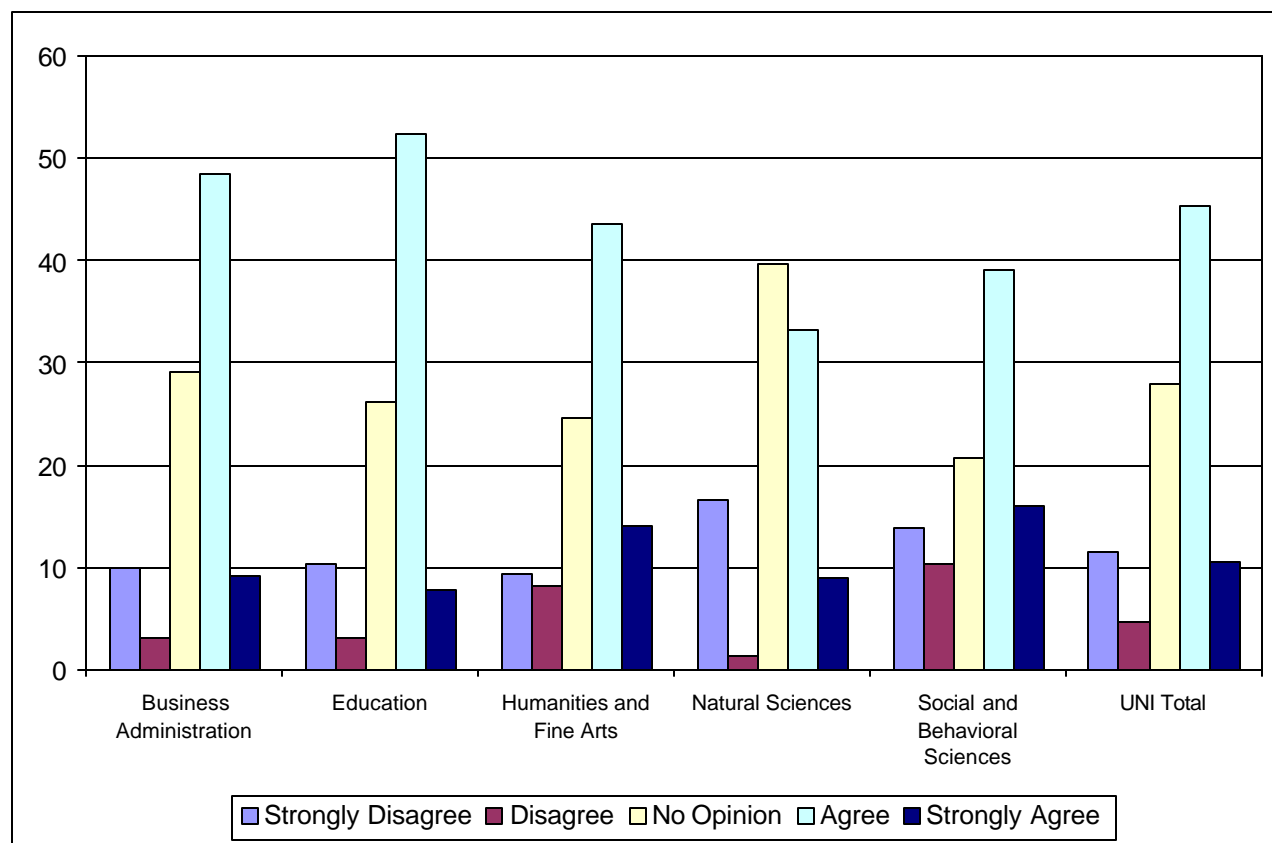
UNI provides opportunities for participation in university governance activities.

	Strongly Disagree		Disagree		No Opinion		Agree		Strongly Agree		Total	
	N	%	N	%	N	%	N	%	N	%	N	%
Business Administration	14	10.1	13	9.4	52	37.7	55	39.9	4	2.9	138	100
Education	9	10.0	4	4.4	49	54.4	26	28.9	2	2.2	90	100
Humanities & Fine Arts	7	7.4	10	10.5	47	49.5	26	27.4	5	5.3	95	100
Natural Sciences	6	7.1	6	7.1	42	50.0	27	32.1	3	3.6	84	100
Social & Beh. Sciences	8	7.5	8	7.5	50	46.7	32	29.9	9	8.4	107	100
Undecided	0	0	2	8.7	16	69.6	5	21.7	0	0	23	100
Total	44	8.2	43	8.0	256	47.7	171	31.8	23	4.3	537	100



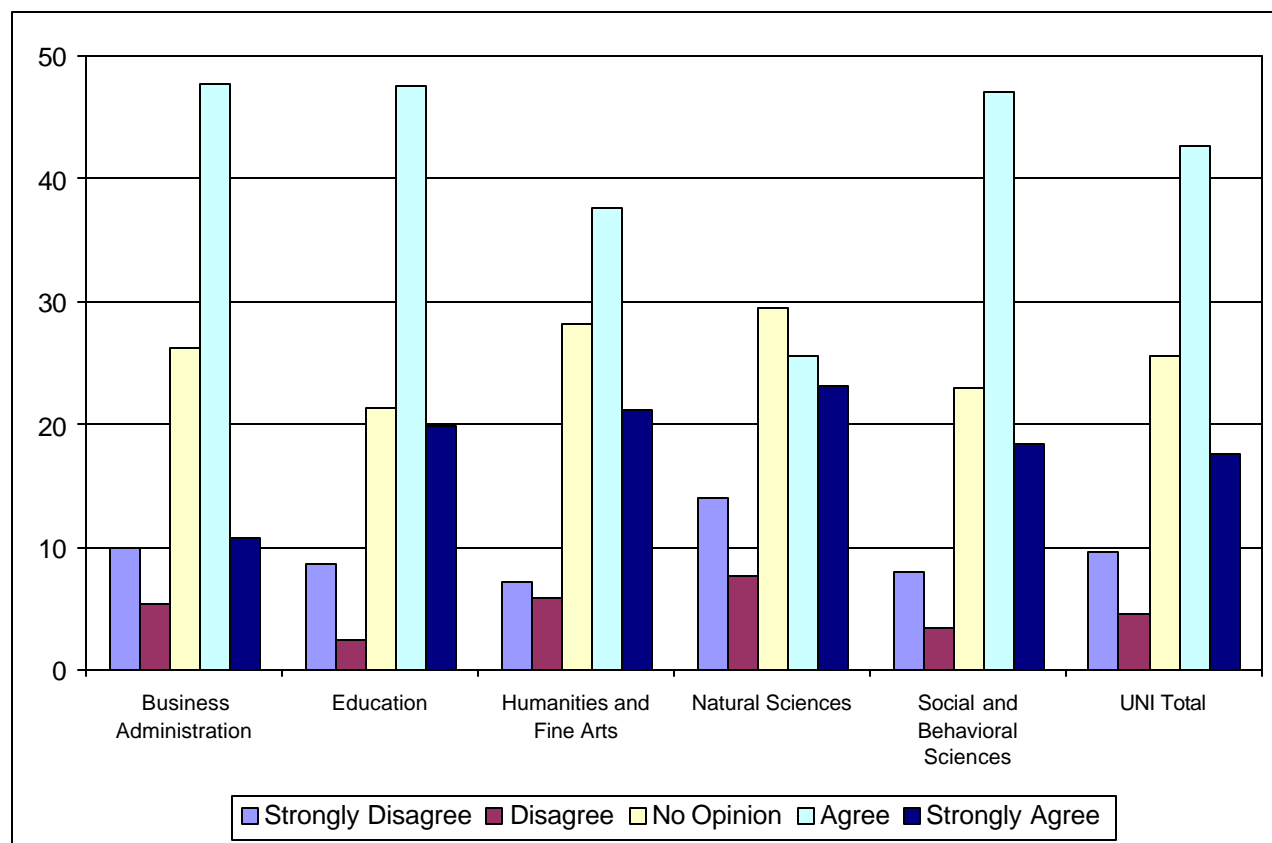
The library usually has the scholarly journals (periodicals) and other materials I need for my studies.

	Strongly Disagree		Disagree		No Opinion		Agree		Strongly Agree		Total	
	N	%	N	%	N	%	N	%	N	%	N	%
Business Administration	13	10.0	4	3.1	38	29.2	63	48.5	12	9.2	130	100
Education	13	10.3	4	3.2	33	26.2	66	52.4	10	7.9	126	100
Humanities & Fine Arts	8	9.4	7	8.2	21	24.7	37	43.5	12	14.1	85	100
Natural Sciences	13	16.7	1	1.3	31	39.7	26	33.3	7	9.0	78	100
Social & Beh. Sciences	12	13.8	9	10.3	18	20.7	34	39.1	14	16.1	87	100
Undecided	3	10.7	0	0	8	28.6	16	57.1	1	3.6	28	100
Total	62	11.6	25	4.7	149	27.9	242	45.3	56	10.5	534	100



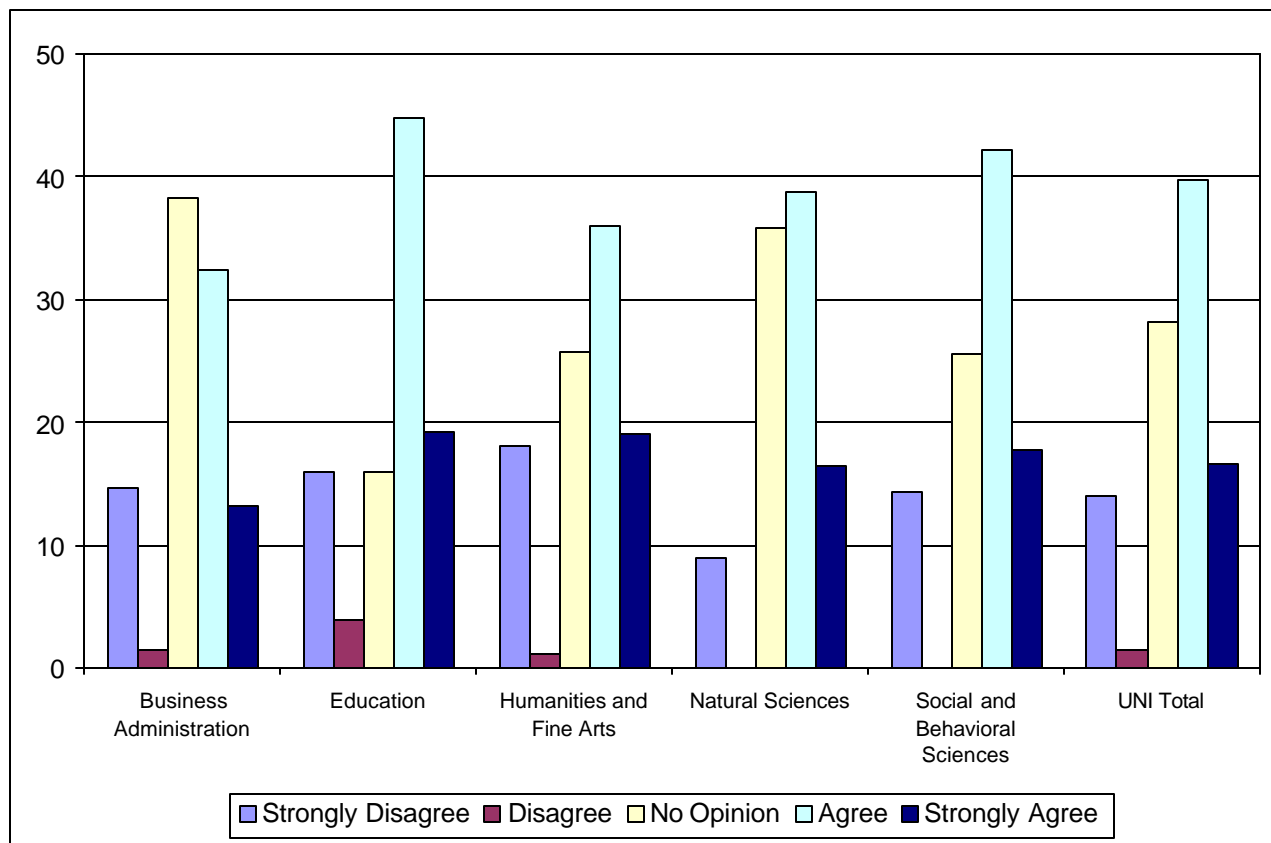
The Rod Library home page is a valuable resource for finding information on the Internet.

	Strongly Disagree		Disagree		No Opinion		Agree		Strongly Agree		Total	
	N	%	N	%	N	%	N	%	N	%	N	%
Business Administration	13	10.0	7	5.4	34	26.2	62	47.7	14	10.8	130	100
Education	11	8.7	3	2.4	27	21.4	60	47.6	25	19.8	126	100
Humanities & Fine Arts	6	7.1	5	5.9	24	28.2	32	37.6	18	21.2	85	100
Natural Sciences	11	14.1	6	7.7	23	29.5	20	25.6	18	23.1	78	100
Social & Beh. Sciences	7	8.0	3	3.4	20	23.0	41	47.1	16	18.4	87	100
Undecided	4	14.3	0	0	8	28.6	13	46.4	3	10.7	28	100
Total	52	9.7	24	4.5	136	25.5	228	42.7	94	17.6	534	100



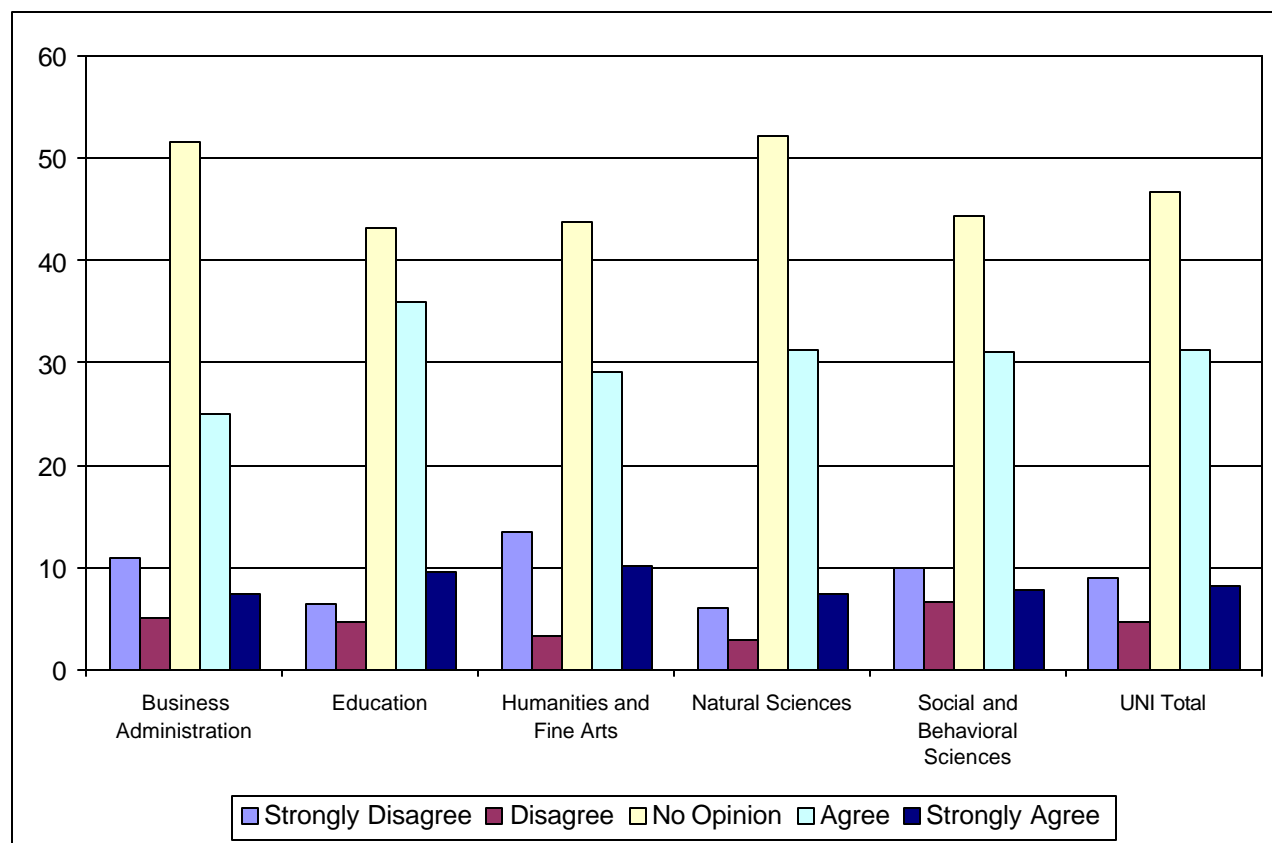
When I ask a librarian for assistance, I usually get a useful response.

	Strongly Disagree		Disagree		No Opinion		Agree		Strongly Agree		Total	
	N	%	N	%	N	%	N	%	N	%	N	%
Business Administration	20	14.7	2	1.5	52	38.2	44	32.4	18	13.2	136	100
Education	20	16.0	5	4.0	20	16.0	56	44.8	24	19.2	125	100
Humanities & Fine Arts	16	18.0	1	1.1	23	25.8	32	36.0	17	19.1	89	100
Natural Sciences	6	9.0	0	0	24	35.8	26	38.8	11	16.4	67	100
Social & Beh. Sciences	13	14.4	0	0	23	25.6	38	42.2	16	17.8	90	100
Undecided	0	0	0	0	7	29.2	15	62.5	2	8.3	24	100
Total	75	14.1	8	1.5	149	28.1	211	39.7	88	16.6	531	100



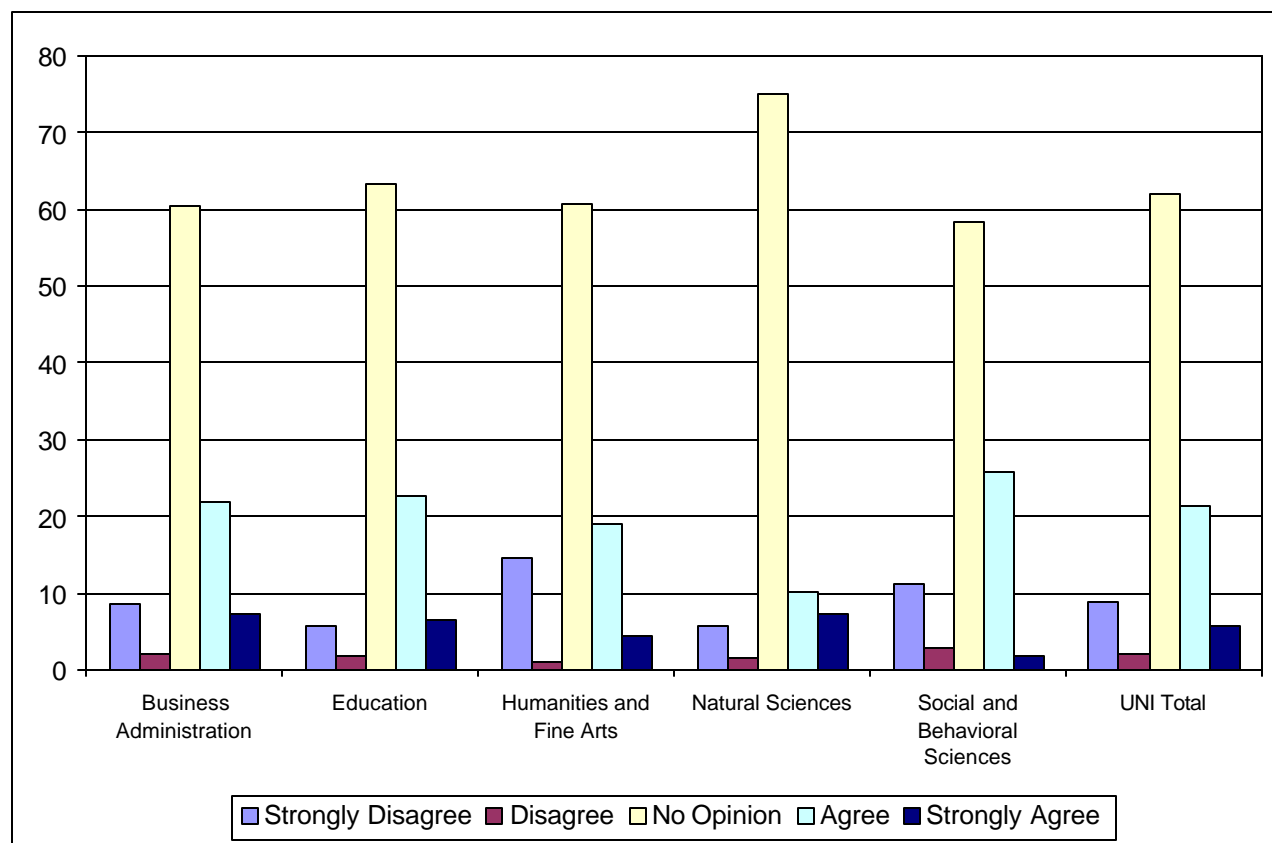
Rod Library instruction sessions (e.g. tours, classes, workshops) have been helpful to me in my academic work.

	Strongly Disagree		Disagree		No Opinion		Agree		Strongly Agree		Total	
	N	%	N	%	N	%	N	%	N	%	N	%
Business Administration	15	11.0	7	5.1	70	51.5	34	25.0	10	7.4	136	100
Education	8	6.4	6	4.8	54	43.2	45	36.0	12	9.6	125	100
Humanities & Fine Arts	12	13.5	3	3.4	39	43.8	26	29.2	9	10.1	89	100
Natural Sciences	4	6.0	2	3.0	35	52.2	21	31.3	5	7.5	67	100
Social & Beh. Sciences	9	10.0	6	6.7	40	44.4	28	31.1	7	7.8	90	100
Undecided	0	0	1	4.2	10	41.7	12	50.0	1	4.2	24	100
Total	48	9.0	25	4.7	248	46.7	166	31.3	44	8.3	531	100



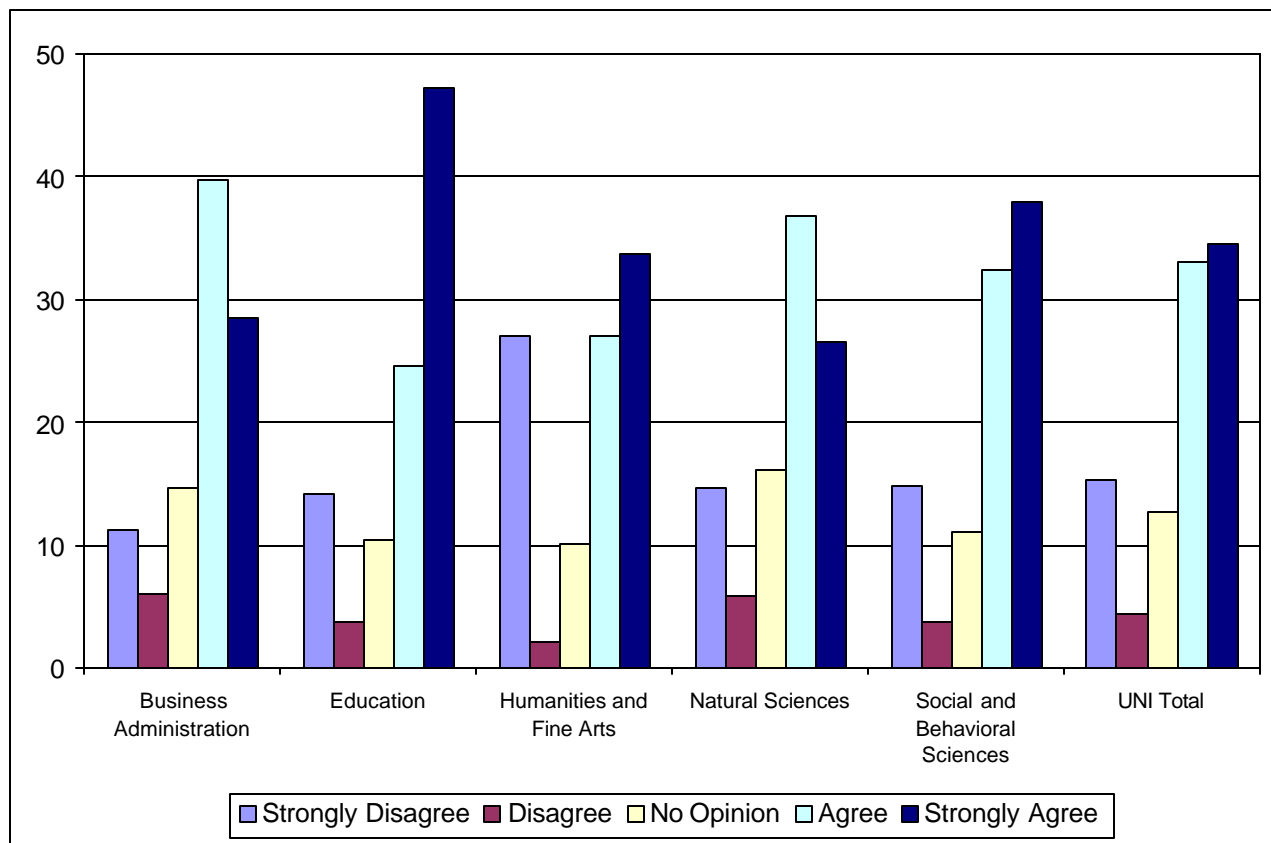
Rod Library’s inter-library loan service usually permits me to obtain materials from other libraries within two weeks of my placing a request.

	Strongly Disagree		Disagree		No Opinion		Agree		Strongly Agree		Total	
	N	%	N	%	N	%	N	%	N	%	N	%
Business Administration	13	8.6	3	2.0	91	60.3	33	21.9	11	7.3	151	100
Education	6	5.7	2	1.9	67	63.2	24	22.6	7	6.6	106	100
Humanities & Fine Arts	13	14.6	1	1.1	54	60.7	17	19.1	4	4.5	89	100
Natural Sciences	4	5.9	1	1.5	51	75.0	7	10.3	5	7.4	68	100
Social & Beh. Sciences	12	11.1	3	2.8	63	58.3	28	25.9	2	1.9	108	100
Undecided	1	4.3	1	4.3	12	52.2	7	30.4	2	8.7	23	100
Total	49	9.0	11	2.0	338	62.0	116	21.3	31	5.7	545	100



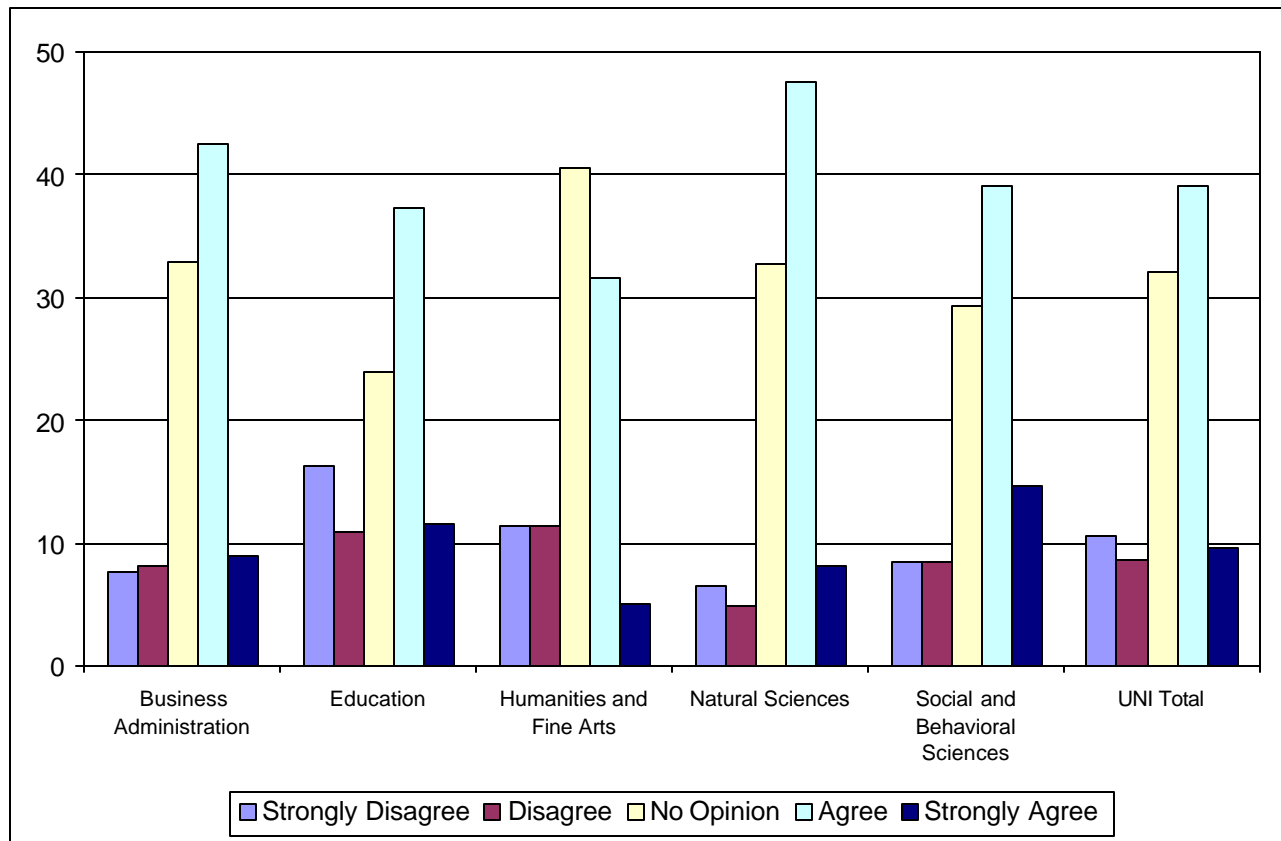
Computers have been a significant part of my coursework at UNI.

	Strongly Disagree		Disagree		No Opinion		Agree		Strongly Agree		Total	
	N	%	N	%	N	%	N	%	N	%	N	%
Business Administration	17	11.3	9	6.0	22	14.6	60	39.7	43	28.5	151	100
Education	15	14.2	4	3.8	11	10.4	26	24.5	50	47.2	106	100
Humanities & Fine Arts	24	27.0	2	2.2	9	10.1	24	27.0	30	33.7	89	100
Natural Sciences	10	14.7	4	5.9	11	16.2	25	36.8	18	26.5	68	100
Social & Beh. Sciences	16	14.8	4	3.7	12	11.1	35	32.4	41	38.0	108	100
Undecided	2	8.7	1	4.3	4	17.4	10	43.5	6	26.1	23	100
Total	84	15.4	24	4.4	69	12.7	180	33.0	188	34.5	545	100



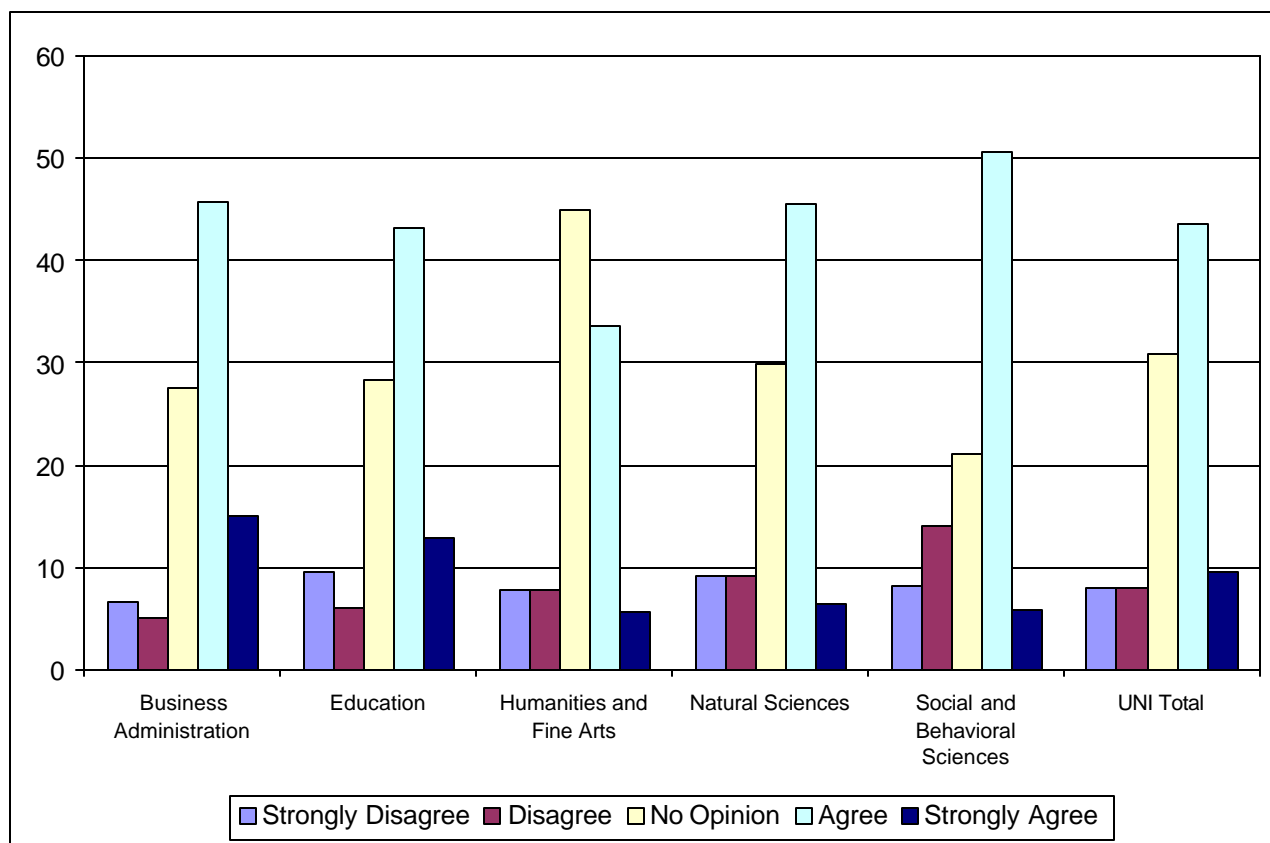
The UNI computer network is generally accessible after 5 pm from off campus.

	Strongly Disagree		Disagree		No Opinion		Agree		Strongly Agree		Total	
	N	%	N	%	N	%	N	%	N	%	N	%
Business Administration	12	7.6	13	8.2	52	32.9	67	42.4	14	8.9	158	100
Education	21	16.3	14	10.9	31	24.0	48	37.2	15	11.6	129	100
Humanities & Fine Arts	9	11.4	9	11.4	32	40.5	25	31.6	4	5.1	79	100
Natural Sciences	4	6.6	3	4.9	20	32.8	29	47.5	5	8.2	61	100
Social & Beh. Sciences	7	8.5	7	8.5	24	29.3	32	39.0	12	14.6	82	100
Undecided	4	12.9	1	3.2	14	45.2	10	32.3	2	6.5	31	100
Total	57	10.6	47	8.7	173	32.0	211	39.1	52	9.6	540	100



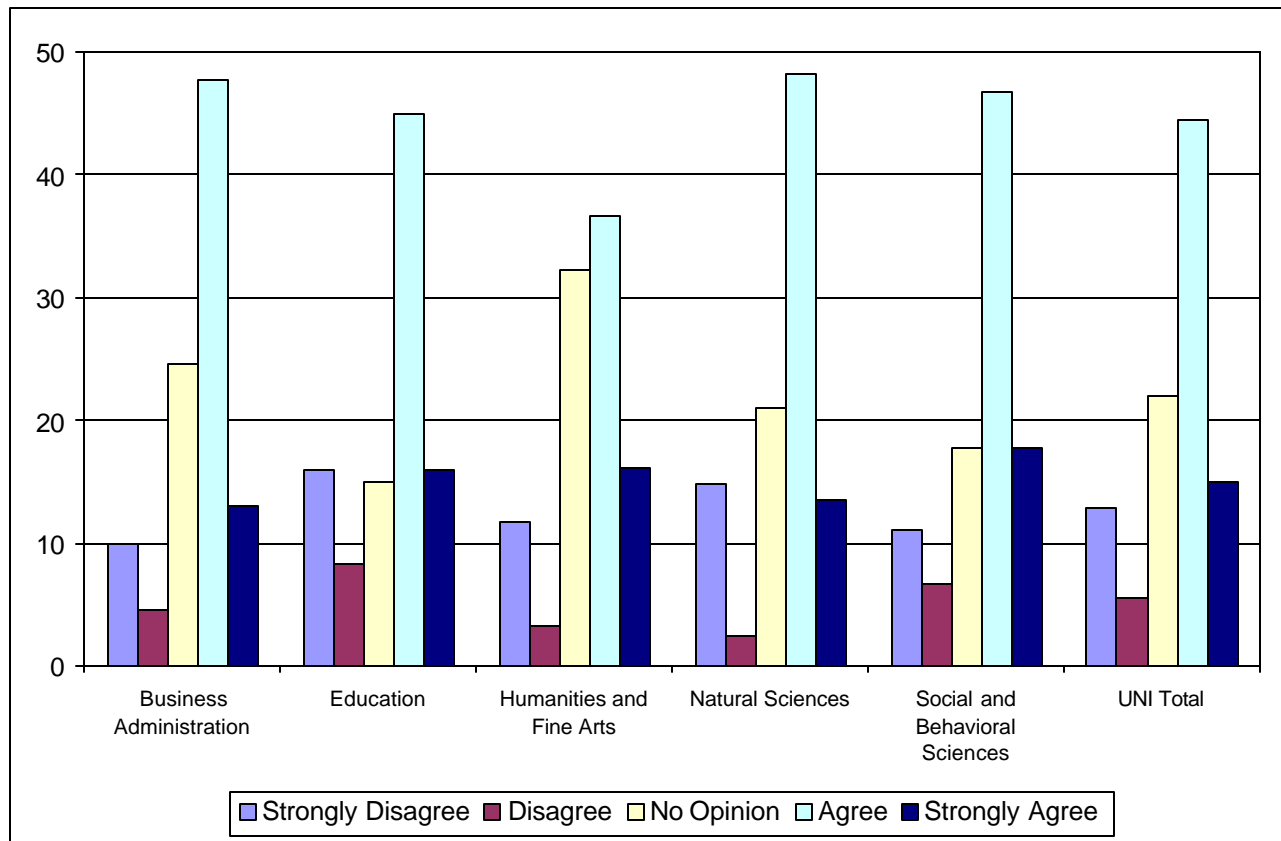
The training I have received at UNI on the use of computers has generally met my educational needs.

	Strongly Disagree		Disagree		No Opinion		Agree		Strongly Agree		Total	
	N	%	N	%	N	%	N	%	N	%	N	%
Business Administration	8	6.7	6	5.0	33	27.5	55	45.8	18	15.0	120	100
Education	11	9.5	7	6.0	33	28.4	50	43.1	15	12.9	116	100
Humanities & Fine Arts	7	7.9	7	7.9	40	44.9	30	33.7	5	5.6	89	100
Natural Sciences	7	9.1	7	9.1	23	29.9	35	45.5	5	6.5	77	100
Social & Beh. Sciences	7	8.2	12	14.1	18	21.2	43	50.6	5	5.9	85	100
Undecided	2	5.4	3	8.1	15	40.5	15	40.5	2	5.4	37	100
Total	42	8.0	42	8.0	162	30.9	228	43.5	50	9.5	524	100



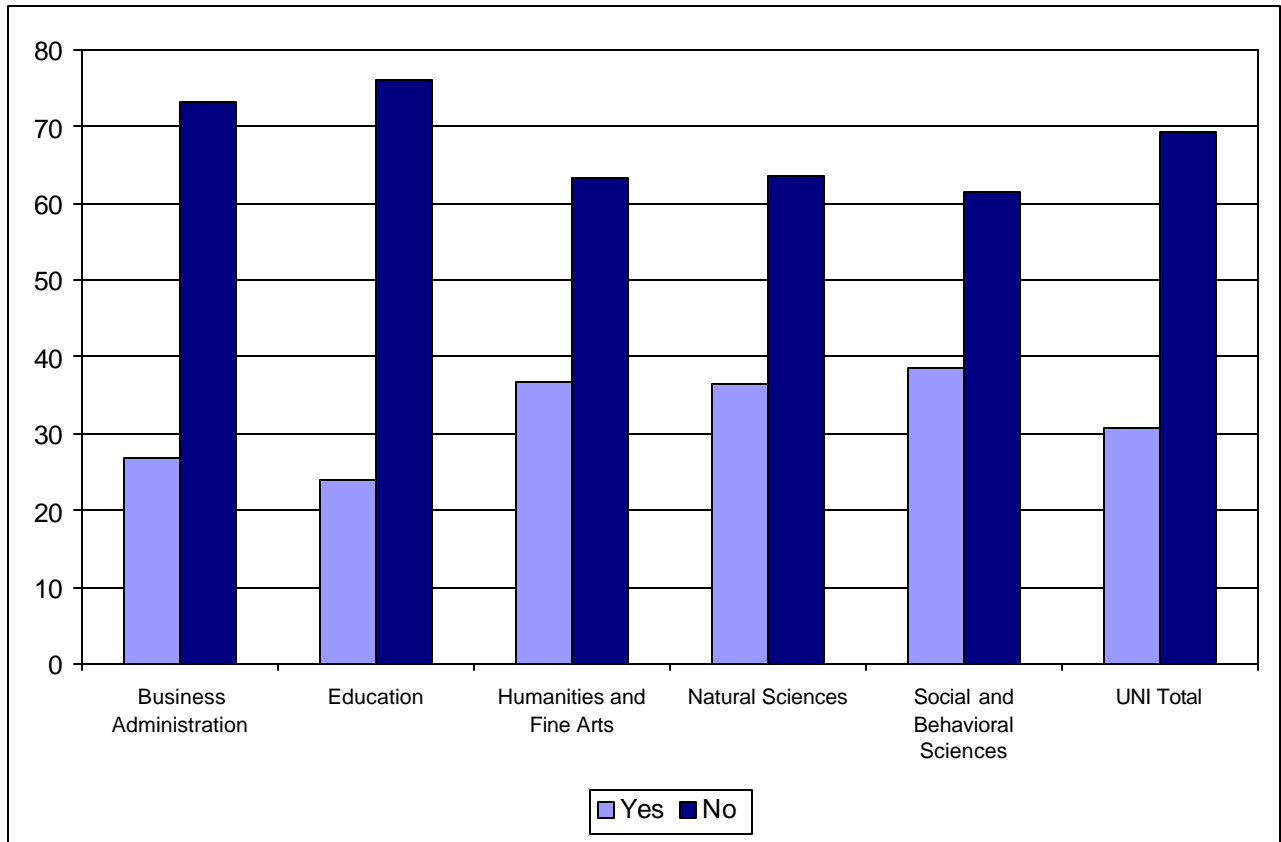
I feel I have been exposed to the computer tools necessary for me to use and learn about computers in my chosen profession or field following graduation.

	Strongly Disagree		Disagree		No Opinion		Agree		Strongly Agree		Total	
	N	%	N	%	N	%	N	%	N	%	N	%
Business Administration	13	10.0	6	4.6	32	24.6	62	47.7	17	13.1	130	100
Education	17	15.9	9	8.4	16	15.0	48	44.9	17	15.9	107	100
Humanities & Fine Arts	11	11.8	3	3.2	30	32.3	34	36.6	15	16.1	93	100
Natural Sciences	12	14.8	2	2.5	17	21.0	39	48.1	11	13.6	81	100
Social & Beh. Sciences	10	11.1	6	6.7	16	17.8	42	46.7	16	17.8	90	100
Undecided	6	18.8	4	12.5	6	18.8	12	37.5	4	12.5	32	100
Total	69	12.9	30	5.6	117	22.0	237	44.5	80	15.0	533	100



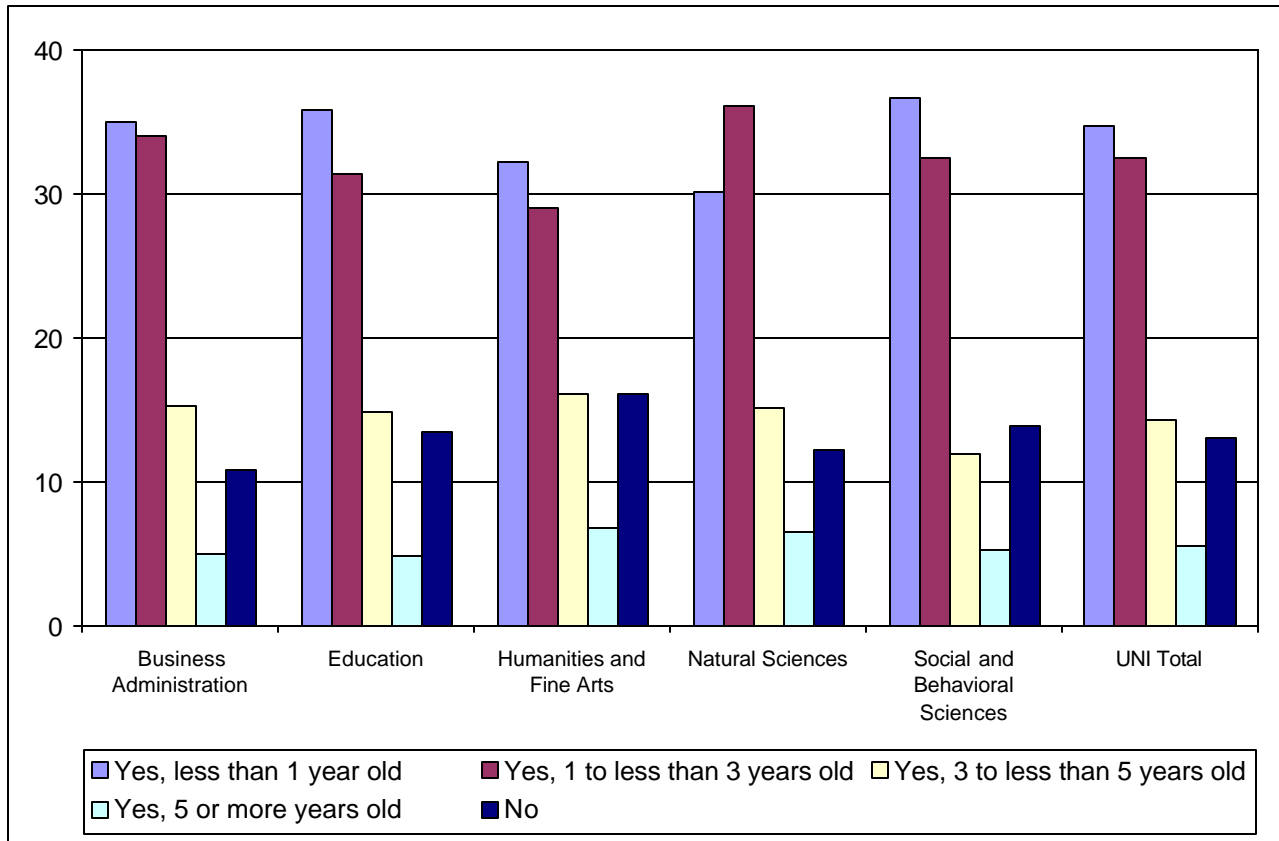
Will it hinder your ability to register or prepare to register if the Schedule of Classes is only available electronically (on the web)?

	Yes		No		Total	
	N	%	N	%	N	%
Business Administration	37	26.8	101	73.2	138	100
Education	31	24.0	98	76.0	129	100
Humanities & Fine Arts	35	36.8	60	63.2	95	100
Natural Sciences	23	36.5	40	63.5	63	100
Social & Beh. Sciences	35	38.5	56	61.5	91	100
Undecided	3	15.8	16	84.2	19	100
Total	164	30.7	371	69.3	535	100



Do you have a computer for your personal use available during the school year?

	Yes, less than 1 year old		Yes, 1 to less than 3 years old		Yes, 3 to less than 5 years old		Yes, 5 or more years old		No		Total	
	N	%	N	%	N	%	N	%	N	%	N	%
Business Administration	381	35.0	371	34.0	166	15.2	54	5.0	118	10.8	1090	100
Education	329	35.8	288	31.3	136	14.8	44	4.8	123	13.4	920	100
Humanities & Fine Arts	231	32.2	208	29.0	115	16.0	49	6.8	115	16.0	718	100
Natural Sciences	180	30.1	216	36.1	90	15.1	39	6.5	73	12.2	598	100
Social & Beh. Sciences	262	36.6	232	32.4	85	11.9	37	5.2	99	13.8	715	100
Undecided	97	44.3	67	30.6	18	8.2	13	5.9	24	11.0	219	100
Total	1480	34.7	1382	32.4	610	14.3	236	5.5	552	13.0	4260	100



Appendix A

Appendix A

- 1.1 I am encouraged by faculty and staff to participate in university-related intellectual activities (e.g. guest speakers, symposia, conferences).
- 1 Strongly disagree
 - 2 Disagree
 - 3 Neutral/No Opinion
 - 4 Agree
 - 5 Strongly agree
- 1.2 I have received high quality advising at UNI.
- 1 Strongly disagree
 - 2 Disagree
 - 3 Neutral/No Opinion
 - 4 Agree
 - 5 Strongly agree
- 2.1 I have had a high quality mentoring relationship with a UNI faculty or staff member.
- 1 Strongly disagree
 - 2 Disagree
 - 3 Neutral/No Opinion
 - 4 Agree
 - 5 Strongly agree
- 2.2 I feel a sense of belonging to the university community.
- 1 Strongly disagree
 - 2 Disagree
 - 3 Neutral/No Opinion
 - 4 Agree
 - 5 Strongly agree
- 3.1 I have collaborated with faculty or staff on academic or extracurricular activities.
- 1 Strongly disagree
 - 2 Disagree
 - 3 Neutral/No Opinion
 - 4 Agree
 - 5 Strongly agree

- 3.2 My academic major includes information on multiple cultures and points of view.
- 1 Strongly disagree
 - 2 Disagree
 - 3 Neutral/No Opinion
 - 4 Agree
 - 5 Strongly agree
- 4.1 UNI is effectively preparing me to be a contributing member of a multicultural / multinational world.
- 1 Strongly disagree
 - 2 Disagree
 - 3 Neutral/No Opinion
 - 4 Agree
 - 5 Strongly agree
- 4.2 UNI provides a welcoming and responsive environment for members of the UNI community who have unique needs that may affect their opportunity for success.
- 1 Strongly disagree
 - 2 Disagree
 - 3 Neutral/No Opinion
 - 4 Agree
 - 5 Strongly agree
- 5.1 I have experienced positive social interactions with students who have different backgrounds or beliefs than my own.
- 1 Strongly disagree
 - 2 Disagree
 - 3 Neutral/No Opinion
 - 4 Agree
 - 5 Strongly agree
- 5.2 UNI provides opportunities for mentoring and social interaction among students, faculty, and staff.
- 1 Strongly disagree
 - 2 Disagree
 - 3 Neutral/No Opinion
 - 4 Agree
 - 5 Strongly agree

- 6.1 UNI values all of its members regardless of race, ethnicity, sex, age, sexual orientation, religious beliefs, physical disability, or socioeconomic status.
- 1 Strongly disagree
 - 2 Disagree
 - 3 Neutral/No Opinion
 - 4 Agree
 - 5 Strongly agree
- 6.2 Do you have a computer for your personal use available during the school year?
- 1 Yes, less than 1 year old
 - 2 Yes, 1 to less than 3 years old
 - 3 Yes, 3 to less than 5 years old
 - 4 Yes, 5 or more years
 - 5 No
- 7.1 I have experienced a prejudicial remark or behavior on campus tied to my race, ethnicity, sex, age, sexual orientation, religious beliefs, physical disability, or socioeconomic status.
- 1 Strongly disagree
 - 2 Disagree
 - 3 Neutral/No Opinion
 - 4 Agree
 - 5 Strongly agree
- 7.2 Do you have a computer for your personal use available during the school year?
- 1 Yes, less than 1 year old
 - 2 Yes, 1 to less than 3 years old
 - 3 Yes, 3 to less than 5 years old
 - 4 Yes, 5 or more years
 - 5 No
- 8.1 Faculty encourage the expression of diverse points of view in the classroom.
- 1 Strongly disagree
 - 2 Disagree
 - 3 Neutral/No Opinion
 - 4 Agree
 - 5 Strongly agree

8.2 Do you have a computer for your personal use available during the school year?

- 1 Yes, less than 1 year old
- 2 Yes, 1 to less than 3 years old
- 3 Yes, 3 to less than 5 years old
- 4 Yes, 5 or more years
- 5 No

9.1 UNI provides opportunities for participation in university governance activities.

- 1 Strongly disagree
- 2 Disagree
- 3 Neutral/No Opinion
- 4 Agree
- 5 Strongly agree

9.2 Do you have a computer for your personal use available during the school year?

- 1 Yes, less than 1 year old
- 2 Yes, 1 to less than 3 years old
- 3 Yes, 3 to less than 5 years old
- 4 Yes, 5 or more years
- 5 No

10.1 The library usually has the scholarly journals (periodicals) and other materials I need for my studies.

- 1 Strongly disagree
- 2 Disagree
- 3 Neutral/No Opinion
- 4 Agree
- 5 Strongly agree

10.2 The Rod Library home page is a valuable resource for finding information on the Internet.

- 1 Strongly disagree
- 2 Disagree
- 3 Neutral/No Opinion
- 4 Agree
- 5 Strongly agree

- 11.1 When I ask a librarian for assistance, I usually get a useful response.
- 1 Strongly disagree
 - 2 Disagree
 - 3 Neutral/No Opinion
 - 4 Agree
 - 5 Strongly agree
- 11.2 Rod Library instruction sessions (e.g. tours, classes, workshops) have been helpful to me in my academic work.
- 1 Strongly disagree
 - 2 Disagree
 - 3 Neutral/No Opinion
 - 4 Agree
 - 5 Strongly agree
- 12.1 Rod Library's inter-library loan service usually permits me to obtain materials from other libraries within two weeks of my placing a request.
- 1 Strongly disagree
 - 2 Disagree
 - 3 Neutral/No Opinion
 - 4 Agree
 - 5 Strongly agree
- 12.2 Computers have been a significant part of my coursework at UNI.
- 1 Strongly disagree
 - 2 Disagree
 - 3 Neutral/No Opinion
 - 4 Agree
 - 5 Strongly agree
- 13.1 The UNI computer network is generally accessible after 5 pm from off campus.
- 1 Strongly disagree
 - 2 Disagree
 - 3 Neutral/No Opinion
 - 4 Agree
 - 5 Strongly agree

13.2 Do you have a computer for your personal use available during the school year?

- 1 Yes, less than 1 year old
- 2 Yes, 1 to less than 3 years old
- 3 Yes, 3 to less than 5 years old
- 4 Yes, 5 or more years
- 5 No

14.1 The training I have received at UNI on the use of computers has generally met my educational needs.

- 1 Strongly disagree
- 2 Disagree
- 3 Neutral/No Opinion
- 4 Agree
- 5 Strongly agree

14.2 Do you have a computer for your personal use available during the school year?

- 1 Yes, less than 1 year old
- 2 Yes, 1 to less than 3 years old
- 3 Yes, 3 to less than 5 years old
- 4 Yes, 5 or more years
- 5 No

15.1 I feel I have been exposed to the computer tools necessary for me to use and learn about computing in my chosen profession or field following graduation.

- 1 Strongly disagree
- 2 Disagree
- 3 Neutral/No Opinion
- 4 Agree
- 5 Strongly agree

15.2 Do you have a computer for your personal use available during the school year?

- 1 Yes, less than 1 year old
- 2 Yes, 1 to less than 3 years old
- 3 Yes, 3 to less than 5 years old
- 4 Yes, 5 or more years
- 5 No

16.1 Will it hinder your ability to register or prepare to register if the Schedule of Classes is only available electronically (on the web)?

- 1 Yes
- 2 No

16.2 Do you have a computer for your personal use available during the school year?

- 1 Yes, less than 1 year old
- 2 Yes, 1 to less than 3 years old
- 3 Yes, 3 to less than 5 years old
- 4 Yes, 5 or more years
- 5 No

17.1 How many of your children need child care?

- 1 1 child
- 2 children
- 3 3+ children
- 4 No children

17.2 What type of child care do you need?

- 1 Half day
- 2 Full day
- 3 Before/after school
- 4 Evenings
- 5 No children

18.1 Do you use child care in order to attend UNI?

- 1 Yes
- 2 No
- 3 No children

18.2 Does your current child care meet your needs?

- 1 Yes
- 2 No
- 3 No children