

Spring 2002

## UNI Student Climate Survey Conducted During Advanced Registration For Spring Semester 2002

University of Northern Iowa

*Let us know how access to this document benefits you*

Copyright ©2002 University of Northern Iowa

Follow this and additional works at: [https://scholarworks.uni.edu/ire\\_documents](https://scholarworks.uni.edu/ire_documents)



Part of the [Higher Education Commons](#)

---

### Recommended Citation

University of Northern Iowa, "UNI Student Climate Survey Conducted During Advanced Registration For Spring Semester 2002" (2002). *Institutional Research Documents*. 67.

[https://scholarworks.uni.edu/ire\\_documents/67](https://scholarworks.uni.edu/ire_documents/67)

This Article is brought to you for free and open access by the Institutional Research & Effectiveness at UNI ScholarWorks. It has been accepted for inclusion in Institutional Research Documents by an authorized administrator of UNI ScholarWorks. For more information, please contact [scholarworks@uni.edu](mailto:scholarworks@uni.edu).

# **UNI Student Climate Survey**

**Conducted During Advanced Registration  
for Spring Semester 2002**



**Office of Information Management and Analysis  
244 Gilchrist  
University of Northern Iowa  
Cedar Falls, IA 50614-0005**

**March 2002**

## Table of Contents

	<u>Page</u>
Introduction .....	5
Methodology .....	5
Observations .....	7
Table 1: Demographic Characteristics.....	6
Table 2: Student Climate Survey – Mean ratings .....	9
Table 3: Comparison of Mean Ratings 2001 & 2002; Mean With “No Opinion” .....	11
Table 4: Comparison of Mean Ratings 2001 & 2002; Mean Without “No Opinion” .....	13
Figure 1: College of Business Administration.....	15
Figure 2: College of Education.....	16
Figure 3: College of Humanities and Fine Arts.....	17
Figure 4: College of Natural Sciences.....	18
Figure 5: College of Social and Behavioral Sciences.....	19
Figure 6: University of Northern Iowa.....	20

### Summary of Responses

Q1	I am encouraged by faculty and staff to participate in clubs and organizations directly related to my major or professional preparation.....	21
Q2	I am encouraged by faculty and staff to participate in clubs and organizations outside those directly related to my major or professional preparation.....	22
Q3	I am encouraged by faculty and staff to participate in university-related cultural activities (e.g. music, theatre, art, literature/poetry readings, etc.).....	23
Q4	I am encouraged by faculty and staff to participate in university-related intellectual activities (e.g. music, guest speakers, symposia, conferences, etc.).....	24
Q5	I am encouraged by faculty and staff to participate in university-related recreational activities (e.g. intramurals, wellness activities, etc.).....	25
Q6	I have received high quality advising at UNI.....	26
Q7	I have had a high quality mentoring relationship with a UNI faculty or staff member.....	27
Q8	Faculty and staff participate in activities sponsored by students, clubs, and organizations .....	28
Q9	I have collaborated with faculty or staff on academic or extracurricular activities .....	29
Q10	I have been encouraged to collaborate with faculty or staff on academic or extracurricular activities.....	30
Q11	I feel a sense of belonging to the university community .....	31
Q12	I feel valued as a member of the UNI community .....	32
Q13	I am pleased with the number of new and close friendships I have developed at UNI.....	33
Q14	I have had opportunities through UNI to communicate with people from other cultures .....	34
Q15	My academic major includes information on multiple cultures and points of view .....	35
Q16	UNI is effectively preparing me to be a contributing member of a multicultural/ multinational world.....	36
Q17	I have experienced positive social interactions with students who have different backgrounds or beliefs than my own .....	37
Q18	I have observed prejudicial remarks or behaviors directed toward students based on race, ethnicity, sex, age, sexual orientation, physical disability, religious beliefs, or socioeconomic status .....	38
Q19	I feel isolated at UNI.....	39

Q20	UNI values all of its members regardless of race, ethnicity, sex, age, sexual orientation, religious beliefs, physical disability, or socioeconomic status .....	40
Q21	I have experienced a prejudicial remark or behavior on campus tied to my race, ethnicity, sex, age, sexual orientation, religious beliefs, physical disability, or socioeconomic status .....	41
Q22	The UNI campus is friendly and welcoming to all students, faculty, and staff.....	42
Q23	Faculty encourage the expression of diverse points of view in the classroom .....	43
Q24	I have been treated fairly by UNI faculty and staff.....	44
Q25	UNI promotes high ethical standards .....	45
Q26	UNI faculty and staff exhibit high ethical standards .....	46
Q27	UNI students exhibit high ethical standards .....	47

## **1. Introduction**

This document presents an analysis of the University of Northern Iowa (UNI) Student Climate Survey given to students participating in advanced registration for the Spring 2002 semester (November 27, 2001-December 13, 2001). A total of 9,480 students completed the survey. Each student was asked to answer one of 27 randomly selected statements prior to registering. On average, about 350 students responded to each item. Items used in the survey focused on student perceptions of the social and educational environment at UNI. The questions are identical to the questions used on the Student Climate Survey last year.

## **2. Methodology**

A master file containing student demographic data as well as response to survey items was provided to the Office of Information Management and Analysis (IM&A) by the Office of Information Technology Services (ITS). The data were then analyzed to show patterns of response by college. Throughout the report most percentages were rounded to the nearest one tenth of a percent. Therefore, due to this rounding, the values in some of the tables may not equal 100% exactly. Demographic information in this study includes gender, age, marital status, and residency. Table 1 provides a summary of demographic characteristics of the student respondents. Missing demographic data for some participants resulted in differing numbers from the total N.

**Table 1: Demographic Characteristics by College**

	Business Administration		Education		Humanities and Fine Arts		Natural Sciences		Social and Behavioral Sciences		General Studies		Total	
	N	%	N	%	N	%	N	%	N	%	N	%	N	%
<b>Gender</b>														
Female	997	43.1	1649	79.6	1049	66.2	449	36.3	928	63.3	320	59.4	5392	58.5
Male	1318	56.9	422	20.4	536	33.8	789	63.7	538	36.7	219	40.6	3822	41.5
Total	2315	100	2071	100	1585	100	1238	100	1466	100	539	100	9214	100
<b>Age</b>														
19 or under	706	30.5	604	29.2	456	28.8	385	31.1	433	29.5	260	48.2	2844	30.9
20-23	1334	57.6	1245	60.1	947	59.7	720	58.2	869	59.3	230	42.7	5345	58.0
24-29	162	7.0	146	7.0	110	6.9	69	5.6	100	6.8	31	5.8	618	6.7
30-39	62	2.7	43	2.1	47	3.0	46	3.7	33	2.3	9	1.7	240	2.6
40-55	48	2.1	33	1.6	24	1.5	16	1.3	31	2.1	9	1.7	161	1.7
Over 55	2	0.1	0	0	1	0.1	2	0.2	0	0	0	0	5	0.1
Total	2314	100	2071	100	1585	100	1238	100	1466	100	539	100	9213	100
<b>Marital Status</b>														
Single	2182	94.3	1840	88.8	1469	92.7	1126	91.0	1320	90.0	532	98.7	8469	91.9
Married	68	2.9	129	6.2	55	3.5	55	4.4	71	4.8	3	0.6	381	4.1
Divorced/ Separated	65	2.8	102	4.9	61	3.8	57	4.6	75	5.1	4	0.7	364	4.0
Total	2315	100	2071	100	1585	100	1238	100	1466	100	539	100	9214	100
<b>Residency</b>														
In-State	2185	94.4	1973	95.7	1477	93.3	1157	93.6	1389	94.8	517	95.9	8698	94.6
Out-of-State	129	5.6	89	4.3	106	6.7	79	6.4	76	5.2	22	4.1	501	5.4
Total	2314	100	2062	100	1583	100	1236	100	1465	100	539	100	9199	100

### 3. Observations

Table 2 provides mean ratings for all of the 27 items in the survey. The mean values cited are total averages of student responses on the survey instrument on a scale from 1 (strongly disagree) to 5 (strongly agree). Total mean with and without the “no opinion” answer are presented to highlight any differences. Tables 3 and 4 present comparison information between the 2001 and 2002 Student Climate Surveys. Figures 1-5 provide mean ratings for each college; Figure 6 shows mean ratings for the entire university sample. The summary of responses section provides frequency tables and figures for all of the 27 items in the survey broken down by academic college.

The following list presents some of the key observations of the survey:

- Students perceive UNI as a friendly environment.
  - The UNI campus is friendly and welcoming to all students, faculty, and staff (Q22; Mean=3.60).
  - I feel a sense of belonging to the university community (Q11; Mean=3.38).
  - I am pleased with the number of new and close friendships I have developed at UNI (Q13, Mean=3.42).
  
- Students perceive UNI as a fair and ethical environment.
  - I have been treated fairly by UNI faculty and staff (Q24; Mean=3.60).
  - UNI faculty and staff exhibit high ethical standards (Q26; Mean=3.73).
  - UNI students exhibit high ethical standards (Q27; Mean=3.45).
  
- Students perceive UNI as an environment that promotes multicultural / multinational education and experiences.
  - I have experienced positive social interactions with students who have different backgrounds or beliefs than my own (Q17; Mean=3.28).
  - UNI values all its members regardless of race, ethnicity, sex, age, sexual orientation, religious beliefs, physical disability, or socioeconomic status (Q20; Mean=3.42).
  - UNI is effectively preparing me to be a contributing member of a multicultural / multinational world (Q16; Mean=3.84).
  
- UNI's commitment to diversity is perceived to be strong and widespread.
  - Faculty encourage the expression of diverse points of view in the classroom (Q23; Mean=3.32).
  - I have had opportunities through UNI to communicate with people from other cultures (Q14; Mean=3.44).
  - My academic major includes information on multiple cultures and points of view (Q15; Mean=3.33).
  - I have experienced a prejudicial remark or behavior on campus tied to my race, ethnicity, sex, age, sexual orientation, religious beliefs, physical disability, or socioeconomic status (Q21; Mean=2.24).



- UNI faculty and staff provide a supportive learning environment for students.
  - I have received high quality advising at UNI (Q6; Mean=3.50).
  - I have collaborated with faculty or staff on academic or extracurricular activities (Q9; Mean=3.33).
  - I have had a high quality mentoring relationship with a UNI faculty or staff member (Q7; Mean=3.20).

**Table 2: Student Climate Survey Mean Ratings**

	Business Administration		Education		Humanities and Fine Arts		Natural Sciences		Social and Behavioral Sciences		General Studies		Total	
	Mean	Mean w/o No opinion	Mean	Mean w/o No opinion	Mean	Mean w/o No opinion	Mean	Mean w/o No opinion	Mean	Mean w/o No opinion	Mean	Mean w/o No opinion	Mean	Mean w/o No opinion
1. I am encouraged by faculty and staff to participate in clubs and organizations directly related to my professional preparation.	3.15	3.21	3.35	3.55	2.99	2.98	3.07	3.10	3.12	3.14	2.94	2.83	3.14	3.19
2. I am encouraged by faculty and staff to participate in clubs and organizations outside those directly related to my professional preparation.	3.11	3.20	3.00	3.00	3.22	3.37	3.27	3.39	3.11	3.18	3.32	3.50	3.14	3.22
3. I am encouraged by faculty and staff to participate in university-related cultural activities (e.g. music, theatre, art, literature/poetry readings, etc.)	2.85	2.75	3.00	3.00	3.11	3.19	3.15	3.26	3.07	3.11	3.00	3.00	3.01	3.02
4. I am encouraged by faculty and staff to participate in university-related intellectual activities (e.g. music, guest speakers, symposia, conferences, etc.)	3.07	3.10	3.25	3.38	3.47	3.67	3.36	3.54	3.31	3.43	3.05	3.06	3.26	3.38
5. I am encouraged by faculty and staff to participate in university-related recreational activities (e.g. intramurals, wellness activities, etc.)	2.61	2.53	2.90	2.88	2.82	2.79	3.08	3.11	2.69	2.52	3.38	3.50	2.84	2.79
6. I have received high quality advising at UNI.	3.46	3.58	3.64	3.75	3.30	3.39	3.59	3.78	3.30	3.38	3.88	3.96	3.50	3.62
7. I have had a high quality mentoring relationship with a UNI faculty or staff member.	3.05	3.07	3.24	3.37	3.38	3.56	3.43	3.54	3.06	3.08	3.16	3.21	3.20	3.28
8. Faculty and staff participate in activities sponsored by students, clubs and organizations.	3.20	3.44	3.14	3.31	3.25	3.44	3.18	3.30	3.02	3.04	2.79	2.67	3.15	3.29
9. I have collaborated with faculty or staff on academic or extracurricular activities.	3.36	3.50	3.20	3.30	3.44	3.56	3.49	3.80	3.18	3.26	3.42	3.80	3.33	3.48
10. I have been encouraged to collaborate with faculty or staff on academic or extracurricular activities.	3.10	3.16	3.11	3.18	2.97	2.96	3.23	3.30	2.90	2.87	2.79	2.73	3.04	3.06
11. I feel a sense of belonging to the university community.	3.49	3.63	3.40	3.53	3.37	3.51	3.45	3.67	3.19	3.27	3.39	3.50	3.38	3.52
12. I feel valued as a member of the UNI community.	3.34	3.48	3.20	3.27	3.45	3.55	3.04	3.06	3.42	3.69	3.20	3.27	3.28	3.40
13. I am pleased with the number of new and close friendships I have developed at UNI.	3.51	3.61	3.47	3.56	3.13	3.17	3.46	3.58	3.24	3.30	3.77	3.85	3.42	3.51

**Table 2: Student Climate Survey Mean Ratings (continued)**

	Business Administration		Education		Humanities and Fine Arts		Natural Sciences		Social and Behavioral Sciences		General Studies		Total	
	Mean	Mean w/o No opinion	Mean	Mean w/o No opinion	Mean	Mean w/o No opinion	Mean	Mean w/o No opinion	Mean	Mean w/o No opinion	Mean	Mean w/o No opinion	Mean	Mean w/o No opinion
14. I have had opportunities through UNI to communicate with people from other cultures.	3.49	3.74	3.55	3.92	3.34	3.54	3.43	3.62	3.37	3.56	3.25	3.43	3.44	3.68
15. My academic major includes information on multiple cultures and points of view.	3.31	3.48	3.66	3.91	3.14	3.21	3.19	3.29	3.18	3.21	3.10	3.33	3.33	3.48
16. UNI is effectively preparing me to be a contributing member of a multicultural/multinational world.	3.88	3.97	3.83	3.95	3.81	3.94	3.87	3.93	3.90	4.08	3.56	3.71	3.84	3.96
17. I have experienced positive social interactions with students who have different backgrounds or beliefs than my own.	3.13	3.18	3.39	3.52	3.38	3.45	3.41	3.65	3.10	3.14	3.43	3.60	3.28	3.38
18. I have observed prejudicial remarks or behaviors directed toward students based on race, ethnicity, sex, age, sexual orientation, physical disability, religious beliefs, or socioeconomic status.	2.49	2.07	2.64	2.50	2.60	2.40	2.45	2.32	2.76	2.67	2.14	1.67	2.58	2.37
19. I feel isolated at UNI.	2.16	1.77	2.05	1.89	2.34	2.14	2.52	2.34	2.41	2.20	2.11	1.80	2.25	2.00
20. UNI values all its members regardless of race, ethnicity, sex, age, sexual orientation, religious beliefs, physical disability, or socioeconomic status.	3.38	3.47	3.42	3.48	3.46	3.57	3.54	3.68	3.32	3.40	3.45	3.67	3.42	3.51
21. I have experienced a prejudicial remark or behavior on campus tied to my race, ethnicity, sex, age, sexual orientation, religious beliefs, physical disability, or socioeconomic status.	2.31	2.11	2.19	1.81	2.40	2.14	2.15	1.68	2.09	1.79	2.17	1.88	2.24	1.94
22. The UNI campus is friendly and welcoming to all students, faculty, and staff.	3.73	3.88	3.45	3.51	3.67	3.75	3.71	3.76	3.48	3.59	3.67	3.78	3.60	3.70
23. Faculty encourage the expression of diverse points of view in the classroom.	3.31	3.52	3.30	3.41	3.35	3.50	3.02	3.03	3.51	3.72	3.57	3.89	3.32	3.47
24. I have been treated fairly by UNI faculty and staff.	3.36	3.46	3.64	3.77	3.56	3.68	3.91	4.00	3.61	3.67	3.78	3.93	3.60	3.71
25. UNI promotes high ethical standards.	3.50	3.68	3.36	3.49	3.48	3.77	2.97	2.95	3.06	3.09	2.95	2.91	3.30	3.44
26. UNI faculty and staff exhibit high ethical standards.	3.78	4.03	3.84	4.10	3.62	3.77	3.85	4.07	3.43	3.59	3.71	4.11	3.73	3.95
27. UNI students exhibit high ethical standards.	3.44	3.57	3.46	3.62	3.40	3.60	3.36	3.58	3.60	3.82	3.48	3.93	3.45	3.64

**Table 3: Comparison of Mean Ratings 2001-2002  
Mean With “No Opinion”**

	<b>Business Administration</b>		<b>Education</b>		<b>Humanities and Fine Arts</b>		<b>Natural Sciences</b>		<b>Social and Behavioral Sciences</b>		<b>General Studies</b>		<b>Total</b>	
	2001	2002	2001	2002	2001	2002	2001	2002	2001	2002	2001	2002	2001	2002
1. I am encouraged by faculty and staff to participate in clubs and organizations directly related to my professional preparation.	2.94	3.15	3.29	3.35	3.06	2.99	3.59	3.07	3.25	3.12	3.25	2.94	3.18	3.14
2. I am encouraged by faculty and staff to participate in clubs and organizations outside those directly related to my professional preparation.	3.01	3.11	2.94	3.00	3.08	3.22	3.16	3.27	2.96	3.11	3.00	3.32	3.03	3.14
3. I am encouraged by faculty and staff to participate in university-related cultural activities (e.g. music, theatre, art, literature/poetry readings, etc.)	3.01	2.85	3.24	3.00	3.26	3.11	3.44	3.15	3.05	3.07	3.22	3.00	3.17	3.01
4. I am encouraged by faculty and staff to participate in university-related intellectual activities (e.g. music, guest speakers, symposia, conferences, etc.)	3.27	3.07	3.13	3.25	3.26	3.47	3.48	3.36	3.31	3.31	3.33	3.05	3.28	3.26
5. I am encouraged by faculty and staff to participate in university-related recreational activities (e.g. intramurals, wellness activities, etc.)	2.91	2.61	3.11	2.90	2.92	2.82	2.96	3.08	2.84	2.69	3.28	3.38	2.96	2.84
6. I have received high quality advising at UNI.	3.13	3.46	3.12	3.64	3.29	3.30	3.25	3.59	2.94	3.30	3.36	3.88	3.14	3.50
7. I have had a high quality mentoring relationship with a UNI faculty or staff member.	3.09	3.05	3.09	3.24	3.15	3.38	3.38	3.43	3.18	3.06	3.09	3.16	3.14	3.20
8. Faculty and staff participate in activities sponsored by students, clubs and organizations.	3.12	3.20	3.24	3.14	3.43	3.25	2.98	3.18	2.82	3.02	3.06	2.79	3.13	3.15
9. I have collaborated with faculty or staff on academic or extracurricular activities.	3.19	3.36	3.35	3.20	3.29	3.44	3.39	3.49	3.26	3.18	3.56	3.42	3.31	3.33
10. I have been encouraged to collaborate with faculty or staff on academic or extracurricular activities.	3.07	3.10	3.26	3.11	3.10	2.97	3.18	3.23	3.14	2.90	3.05	2.79	3.13	3.04
11. I feel a sense of belonging to the university community.	3.33	3.49	3.41	3.40	3.63	3.37	3.42	3.45	3.43	3.19	3.63	3.39	3.44	3.38
12. I feel valued as a member of the UNI community.	3.41	3.34	3.51	3.20	3.46	3.45	3.50	3.04	3.37	3.42	3.45	3.20	3.45	3.28
13. I am pleased with the number of new and close friendships I have developed at UNI.	3.51	3.51	3.51	3.47	3.93	3.13	3.48	3.46	3.40	3.24	3.67	3.77	3.56	3.42

**Table 3: Comparison of Mean Ratings 2001-2002  
Mean With “No Opinion” (continued)**

	<b>Business Administration</b>		<b>Education</b>		<b>Humanities and Fine Arts</b>		<b>Natural Sciences</b>		<b>Social and Behavioral Sciences</b>		<b>General Studies</b>		<b>Total</b>	
	2001	2002	2001	2002	2001	2002	2001	2002	2001	2002	2001	2002	2001	2002
14. I have had opportunities through UNI to communicate with people from other cultures.	3.12	3.49	3.06	3.55	3.32	3.34	3.33	3.43	3.20	3.37	3.41	3.25	3.18	3.44
15. My academic major includes information on multiple cultures and points of view.	3.23	3.31	3.38	3.66	3.52	3.14	2.98	3.19	3.44	3.18	2.78	3.10	3.27	3.33
16. UNI is effectively preparing me to be a contributing member of a multicultural/multinational world.	3.20	3.88	3.40	3.83	3.21	3.81	3.24	3.87	3.41	3.90	3.05	3.56	3.28	3.84
17. I have experienced positive social interactions with students who have different backgrounds or beliefs than my own.	3.56	3.13	3.62	3.39	3.50	3.38	3.31	3.41	3.64	3.10	3.71	3.43	3.56	3.28
18. I have observed prejudicial remarks or behaviors directed toward students based on race, ethnicity, sex, age, sexual orientation, physical disability, religious beliefs, or socioeconomic status.	2.46	2.49	2.36	2.64	2.53	2.60	2.48	2.45	2.60	2.76	2.60	2.14	2.48	2.58
19. I feel isolated at UNI.	2.27	2.16	2.14	2.05	2.33	2.34	2.27	2.52	2.47	2.41	2.46	2.11	2.30	2.25
20. UNI values all its members regardless of race, ethnicity, sex, age, sexual orientation, religious beliefs, physical disability, or socioeconomic status.	3.53	3.38	3.35	3.42	3.50	3.46	3.50	3.54	3.98	3.32	3.21	3.45	3.52	3.42
21. I have experienced a prejudicial remark or behavior on campus tied to my race, ethnicity, sex, age, sexual orientation, religious beliefs, physical disability, or socioeconomic status.	2.15	2.31	2.17	2.19	2.10	2.40	1.71	2.15	2.27	2.09	2.15	2.17	2.08	2.24
22. The UNI campus is friendly and welcoming to all students, faculty, and staff.	3.62	3.73	3.78	3.45	3.76	3.67	3.73	3.71	3.33	3.48	3.61	3.67	3.66	3.60
23. Faculty encourage the expression of diverse points of view in the classroom.	3.29	3.31	3.43	3.30	3.46	3.35	3.30	3.02	3.43	3.51	3.48	3.57	3.38	3.32
24. I have been treated fairly by UNI faculty and staff.	3.63	3.36	3.60	3.64	3.77	3.56	3.76	3.91	3.68	3.61	3.64	3.78	3.67	3.60
25. UNI promotes high ethical standards.	3.51	3.50	3.55	3.36	3.64	3.48	3.54	2.97	3.54	3.06	3.68	2.95	3.55	3.30
26. UNI faculty and staff exhibit high ethical standards.	3.69	3.78	3.55	3.84	3.68	3.62	3.62	3.85	3.59	3.43	3.71	3.71	3.63	3.73
27. UNI students exhibit high ethical standards.	3.43	3.44	3.37	3.46	3.40	3.40	3.35	3.36	3.25	3.60	3.19	3.48	3.35	3.45

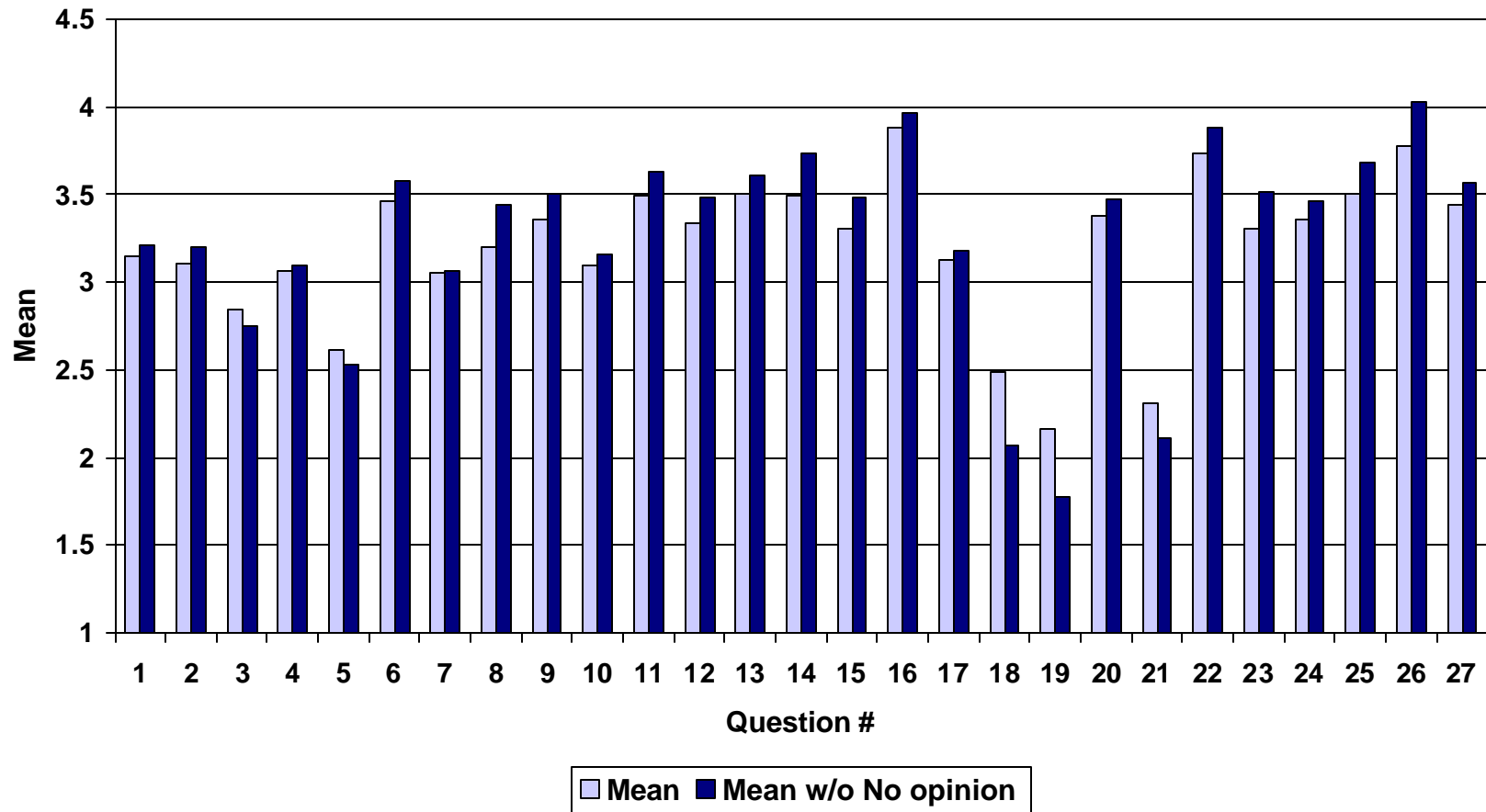
**Table 4: Comparison of Mean Ratings 2001-2002  
Mean Without “No Opinion”**

	Business Administration		Education		Humanities and Fine Arts		Natural Sciences		Social and Behavioral Sciences		General Studies		Total	
	2001	2002	2001	2002	2001	2002	2001	2002	2001	2002	2001	2002	2001	2002
1. I am encouraged by faculty and staff to participate in clubs and organizations directly related to my professional preparation.	2.92	3.21	3.43	3.55	3.09	2.98	3.73	3.10	3.36	3.14	3.39	2.83	3.26	3.19
2. I am encouraged by faculty and staff to participate in clubs and organizations outside those directly related to my professional preparation.	3.02	3.20	2.90	3.00	3.11	3.37	3.27	3.39	2.93	3.18	3.00	3.50	3.05	3.22
3. I am encouraged by faculty and staff to participate in university-related cultural activities (e.g. music, theatre, art, literature/poetry readings, etc.)	3.02	2.75	3.37	3.00	3.37	3.19	3.72	3.26	3.08	3.11	3.67	3.00	3.27	3.02
4. I am encouraged by faculty and staff to participate in university-related intellectual activities (e.g. music, guest speakers, symposia, conferences, etc.)	3.40	3.10	3.21	3.38	3.38	3.67	3.79	3.54	3.40	3.43	3.50	3.06	3.43	3.38
5. I am encouraged by faculty and staff to participate in university-related recreational activities (e.g. intramurals, wellness activities, etc.)	2.87	2.53	3.15	2.88	2.90	2.79	2.92	3.11	2.71	2.52	3.47	3.50	2.93	2.79
6. I have received high quality advising at UNI.	3.18	3.58	3.15	3.75	3.37	3.39	3.35	3.78	2.91	3.38	3.50	3.96	3.19	3.62
7. I have had a high quality mentoring relationship with a UNI faculty or staff member.	3.15	3.07	3.14	3.37	3.19	3.56	3.45	3.54	3.23	3.08	3.17	3.21	3.20	3.28
8. Faculty and staff participate in activities sponsored by students, clubs and organizations.	3.22	3.44	3.56	3.31	3.81	3.44	2.96	3.30	2.71	3.04	3.20	2.67	3.27	3.29
9. I have collaborated with faculty or staff on academic or extracurricular activities.	3.36	3.50	3.48	3.30	3.43	3.56	3.55	3.80	3.36	3.26	4.00	3.80	3.47	3.48
10. I have been encouraged to collaborate with faculty or staff on academic or extracurricular activities.	3.12	3.16	3.39	3.18	3.13	2.96	3.29	3.30	3.21	2.87	3.10	2.73	3.20	3.06
11. I feel a sense of belonging to the university community.	3.47	3.63	3.52	3.53	3.83	3.51	3.55	3.67	3.66	3.27	3.95	3.50	3.61	3.52
12. I feel valued as a member of the UNI community.	3.61	3.48	3.68	3.27	3.72	3.55	3.81	3.06	3.53	3.69	3.82	3.27	3.66	3.40
13. I am pleased with the number of new and close friendships I have developed at UNI.	3.62	3.61	3.60	3.56	4.03	3.17	3.59	3.58	3.49	3.30	3.82	3.85	3.67	3.51

**Table 4: Comparison of Mean Ratings 2001-2002  
Mean Without “No Opinion” (continued)**

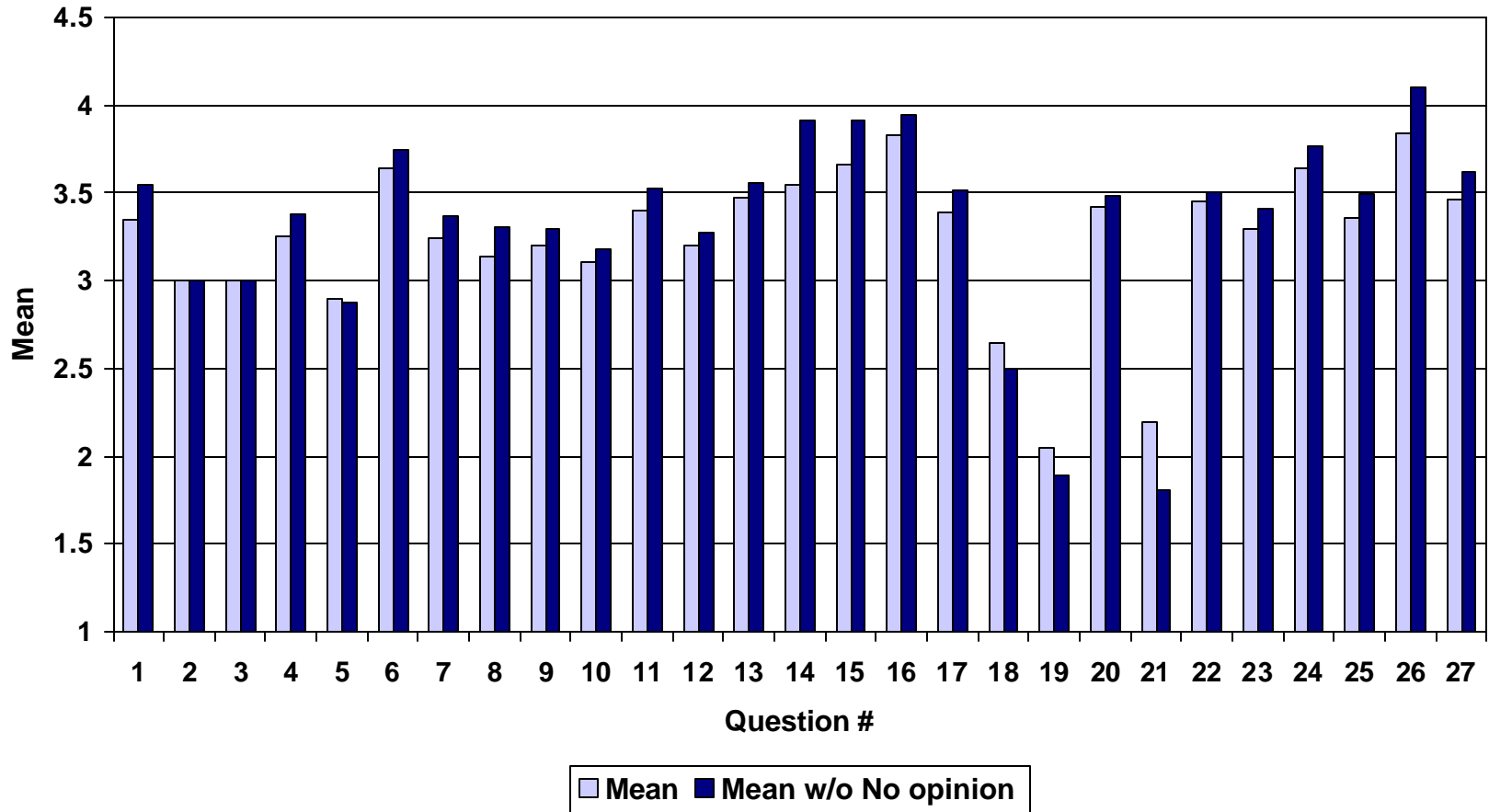
	<b>Business Administration</b>		<b>Education</b>		<b>Humanities and Fine Arts</b>		<b>Natural Sciences</b>		<b>Social and Behavioral Sciences</b>		<b>General Studies</b>		<b>Total</b>	
	2001	2002	2001	2002	2001	2002	2001	2002	2001	2002	2001	2002	2001	2002
14. I have had opportunities through UNI to communicate with people from other cultures.	3.17	3.74	3.08	3.92	3.38	3.54	3.43	3.62	3.26	3.56	3.58	3.43	3.23	3.68
15. My academic major includes information on multiple cultures and points of view.	3.40	3.48	3.54	3.91	3.71	3.21	2.97	3.29	3.58	3.21	2.33	3.33	3.42	3.48
16. UNI is effectively preparing me to be a contributing member of a multicultural/multinational world.	3.25	3.97	3.58	3.95	3.29	3.94	3.31	3.93	3.61	4.08	3.13	3.71	3.40	3.96
17. I have experienced positive social interactions with students who have different backgrounds or beliefs than my own.	3.74	3.18	3.77	3.52	3.60	3.45	3.40	3.65	3.77	3.14	3.88	3.60	3.70	3.38
18. I have observed prejudicial remarks or behaviors directed toward students based on race, ethnicity, sex, age, sexual orientation, physical disability, religious beliefs, or socioeconomic status.	2.12	2.07	2.05	2.50	2.32	2.40	2.30	2.32	2.43	2.67	2.11	1.67	2.21	2.37
19. I feel isolated at UNI.	1.97	1.77	1.89	1.89	2.14	2.14	2.08	2.34	2.34	2.20	2.17	1.80	2.07	2.00
20. UNI values all its members regardless of race, ethnicity, sex, age, sexual orientation, religious beliefs, physical disability, or socioeconomic status.	3.64	3.47	3.45	3.48	3.64	3.57	3.62	3.68	4.18	3.40	3.25	3.67	3.65	3.51
21. I have experienced a prejudicial remark or behavior on campus tied to my race, ethnicity, sex, age, sexual orientation, religious beliefs, physical disability, or socioeconomic status.	1.77	2.11	1.89	1.81	1.73	2.14	1.53	1.68	1.91	1.79	2.06	1.88	1.77	1.94
22. The UNI campus is friendly and welcoming to all students, faculty, and staff.	3.70	3.88	3.79	3.51	3.87	3.75	3.82	3.76	3.36	3.59	3.73	3.78	3.73	3.70
23. Faculty encourage the expression of diverse points of view in the classroom.	3.49	3.52	3.68	3.41	3.63	3.50	3.59	3.03	3.64	3.72	3.73	3.89	3.61	3.47
24. I have been treated fairly by UNI faculty and staff.	3.76	3.46	3.67	3.77	3.81	3.68	3.93	4.00	3.83	3.67	3.78	3.93	3.79	3.71
25. UNI promotes high ethical standards.	3.78	3.68	3.77	3.49	3.88	3.77	3.78	2.95	3.76	3.09	3.87	2.91	3.78	3.44
26. UNI faculty and staff exhibit high ethical standards.	3.85	4.03	3.65	4.10	3.93	3.77	3.72	4.07	3.75	3.59	3.94	4.11	3.79	3.95
27. UNI students exhibit high ethical standards.	3.62	3.57	3.58	3.62	3.51	3.60	3.49	3.58	3.37	3.82	3.26	3.93	3.51	3.64

**Figure 1: College of Business Administration  
Mean Ratings**

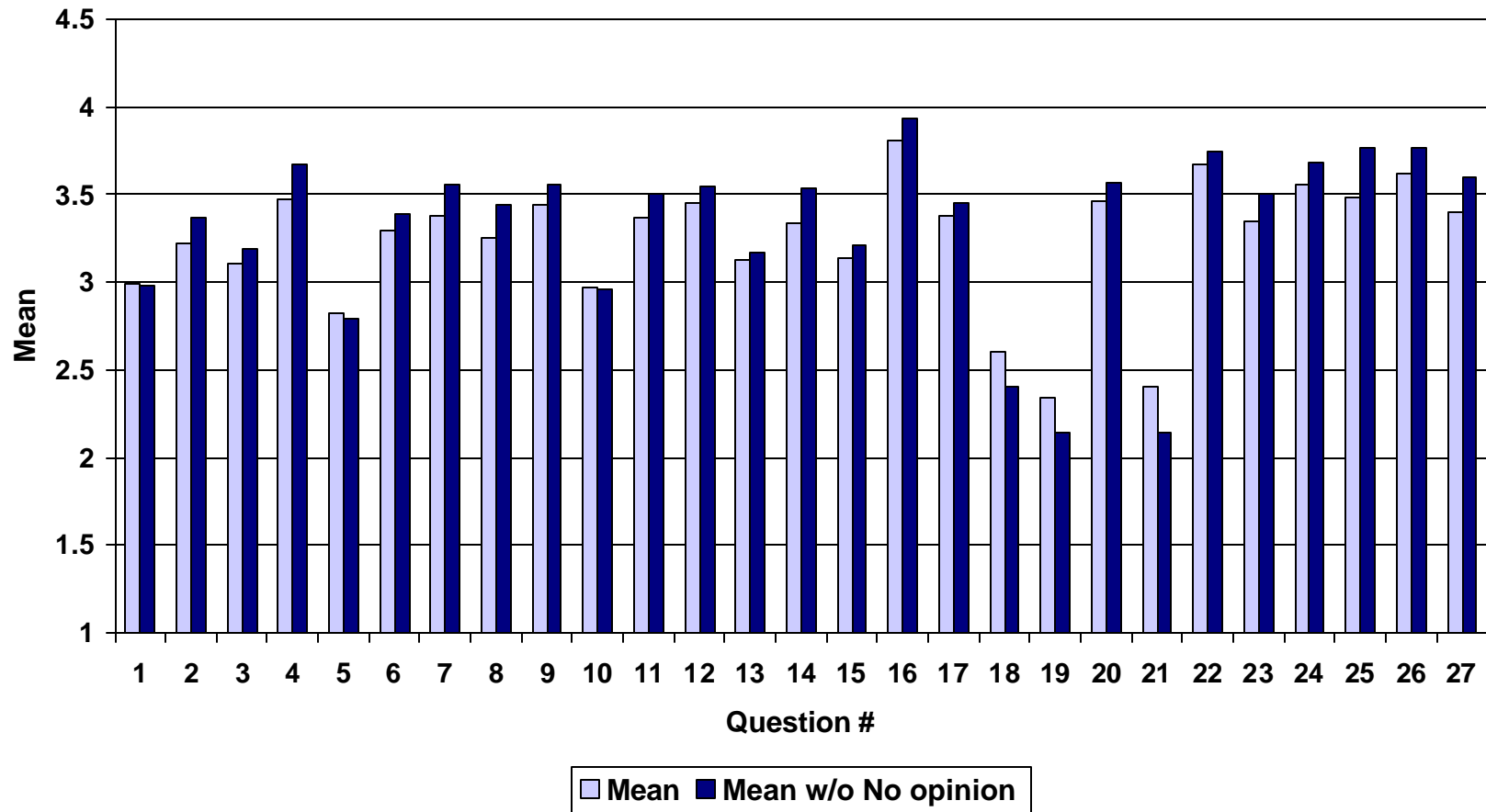




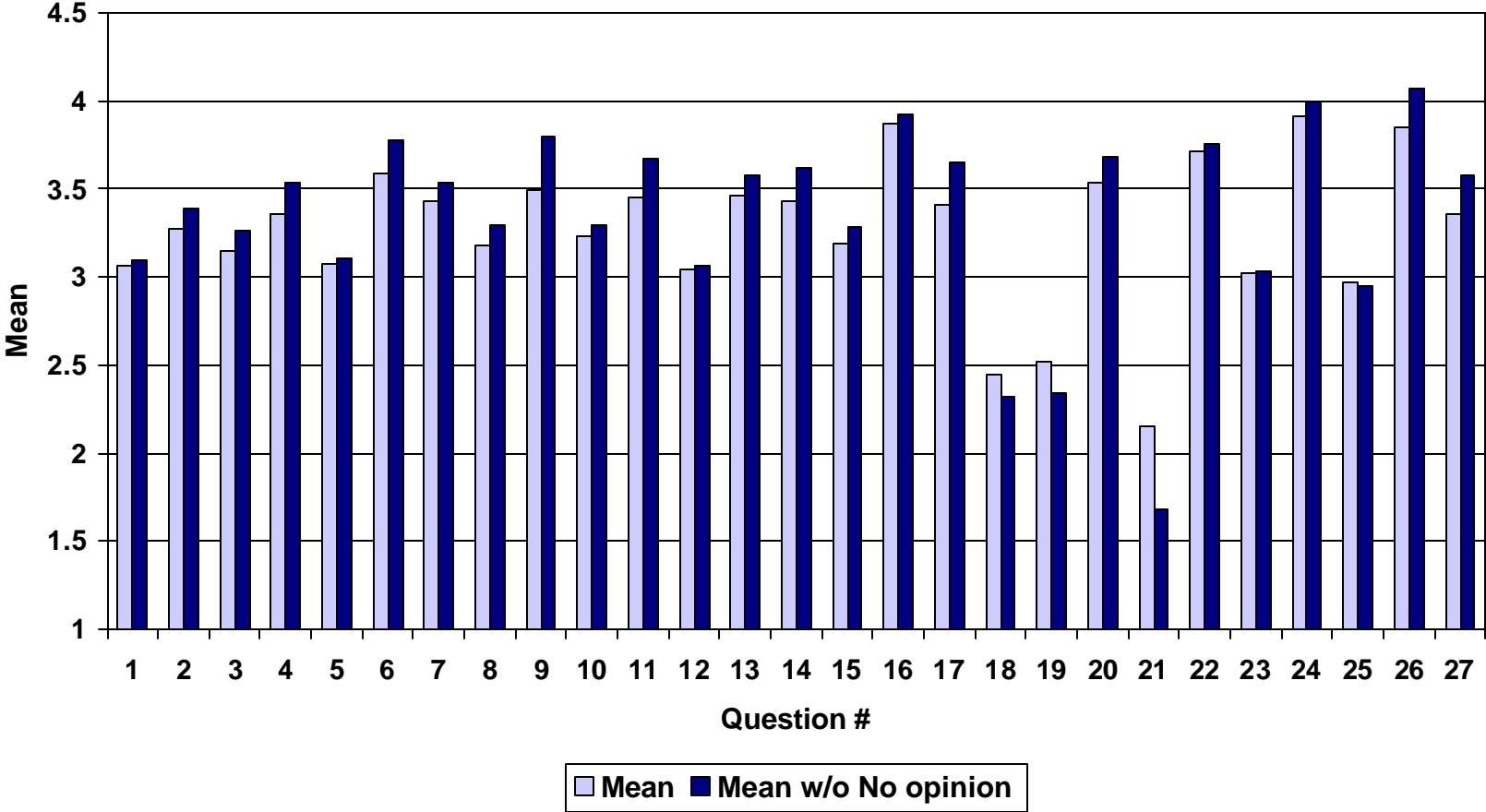
**Figure 2: College of Education  
Mean Ratings**



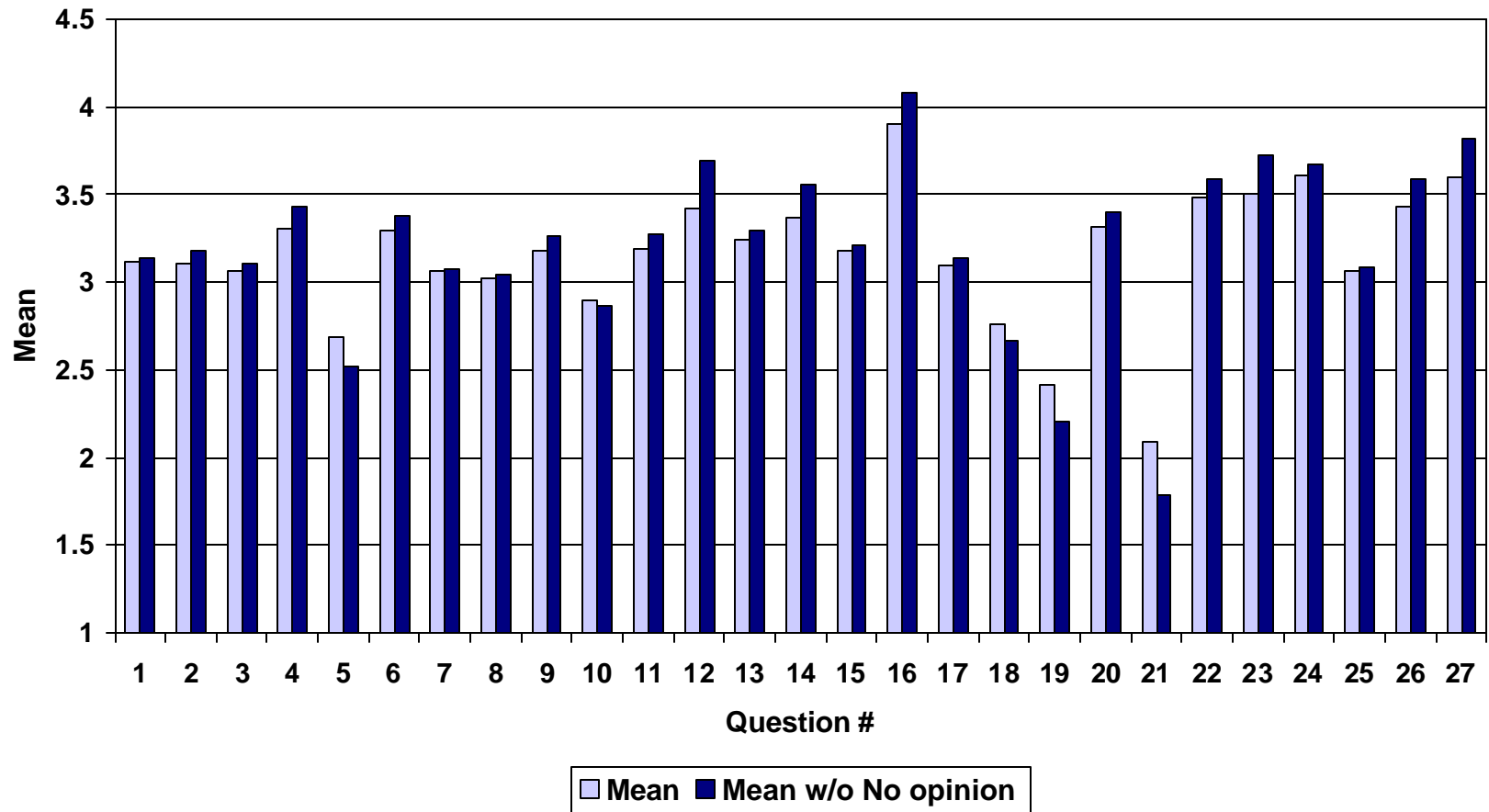
**Figure 3: College of Humanities and Fine Arts  
Mean Ratings**



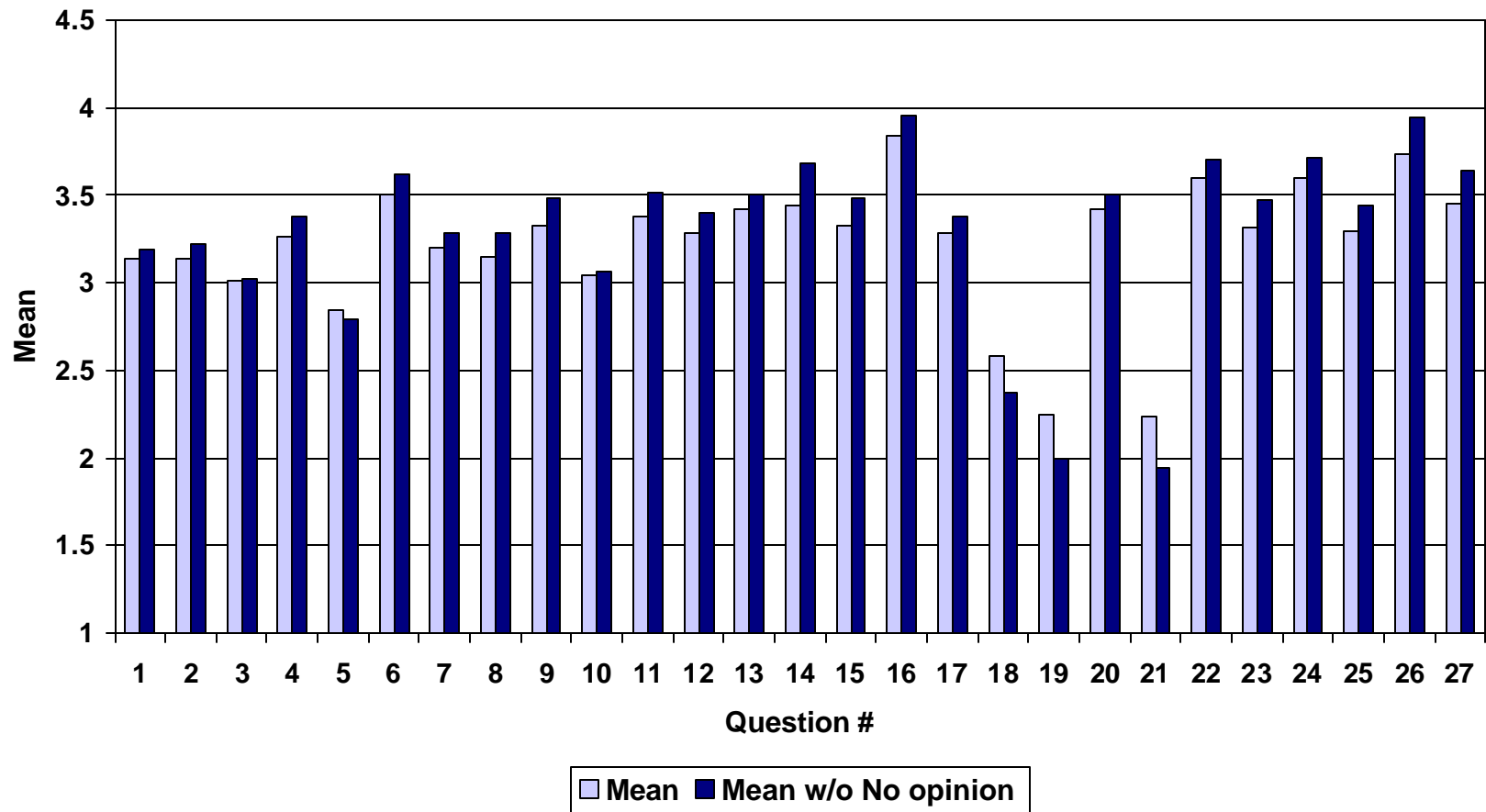
**Figure 4: College of Natural Sciences  
Mean Ratings**



**Figure 5: College of Social and Behavioral Sciences  
Mean Ratings**



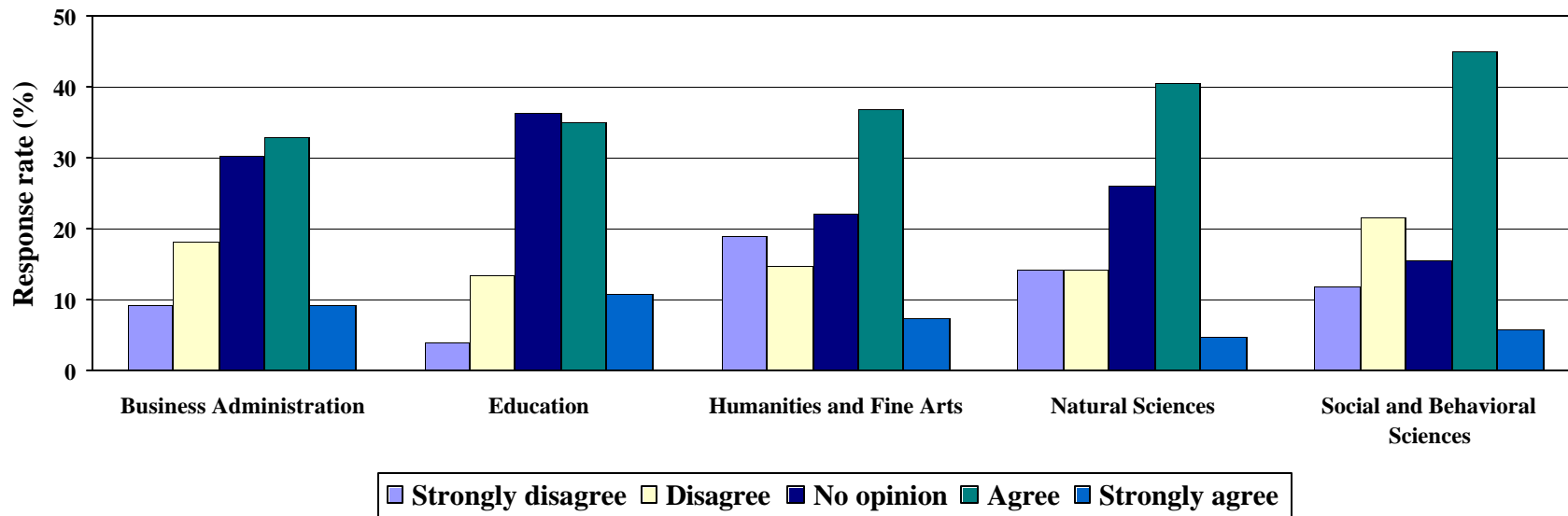
**Figure 6: University of Northern Iowa  
Mean Ratings**



## Summary of Responses

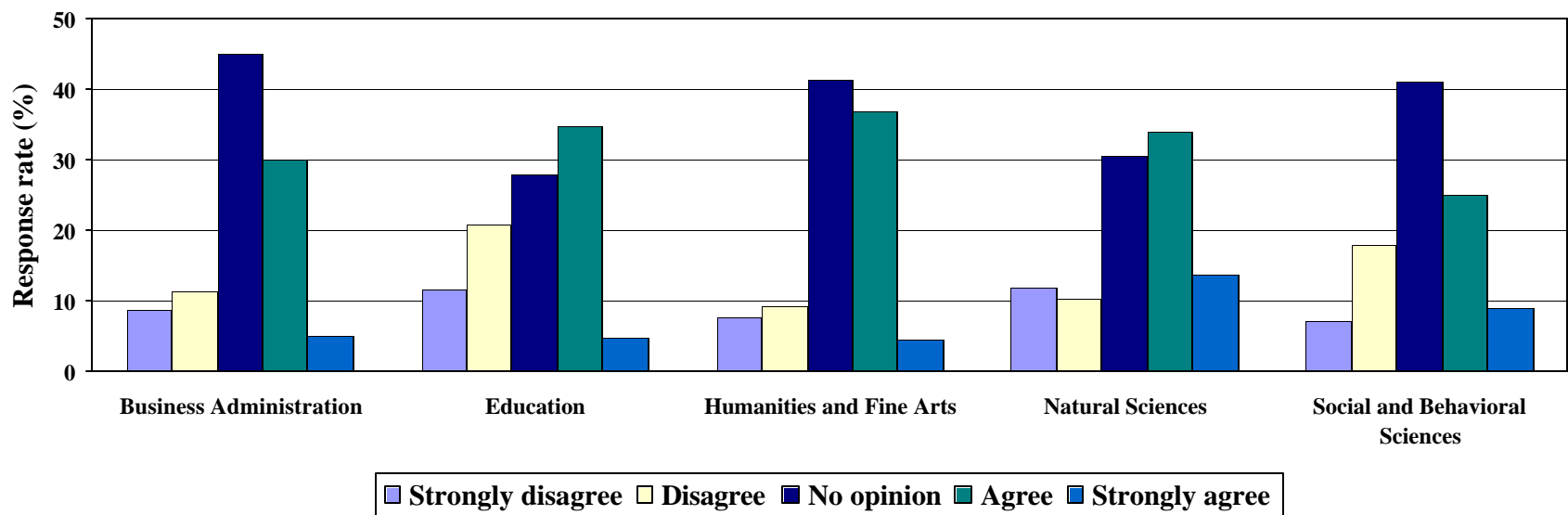
**Q1. I am encouraged by faculty and staff to participate in clubs and organizations directly related to my major or professional preparation.**

	Strongly Disagree		Disagree		No Opinion		Agree		Strongly Agree		Total	
	N	%	N	%	N	%	N	%	N	%	N	%
Business Administration	10	9.2	20	18.3	33	30.3	36	33.0	10	9.2	109	100
Education	3	4.1	10	13.5	27	36.5	26	35.1	8	10.8	74	100
Humanities and Fine Arts	13	19.1	10	14.7	15	22.1	25	36.8	5	7.4	68	100
Natural Sciences	6	14.3	6	14.3	11	26.2	17	40.5	2	4.8	42	100
Social and Behavioral Sciences	6	11.8	11	21.6	8	15.7	23	45.1	3	5.9	51	100
General Studies	2	11.8	1	5.9	11	64.7	2	11.8	1	5.9	17	100
Total	40	11.1	58	16.1	105	29.1	129	35.7	29	8.0	361	100



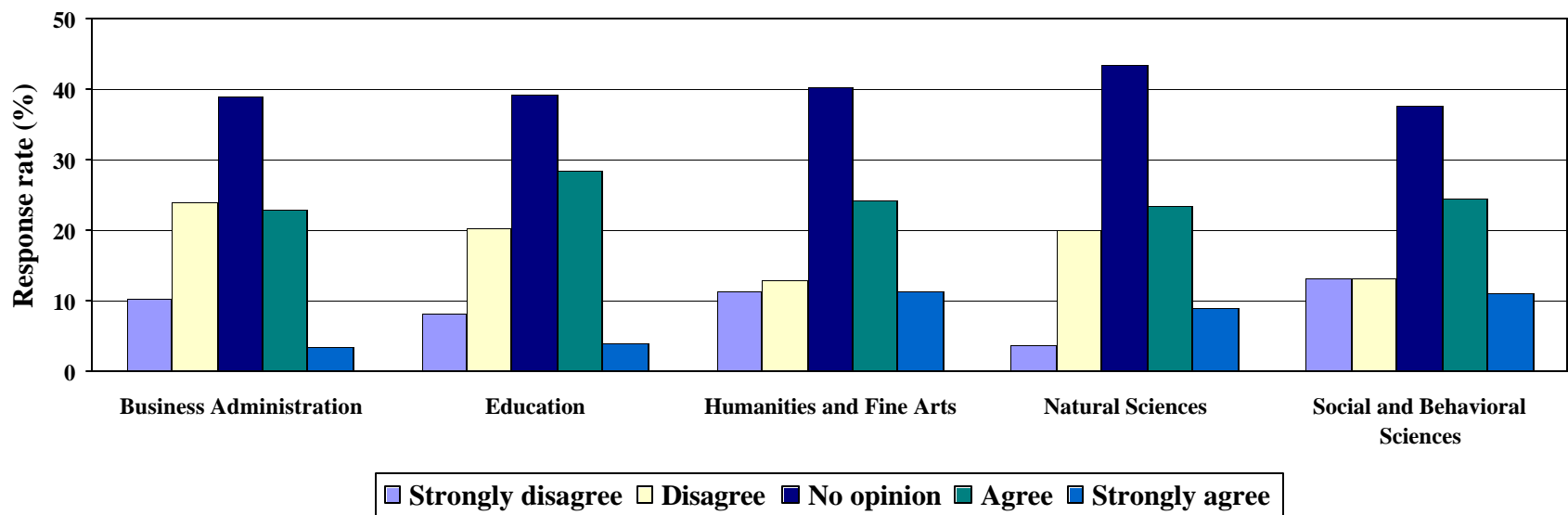
**Q2. I am encouraged by faculty and staff to participate in clubs and organizations outside those directly related to my major or professional preparation.**

	Strongly Disagree		Disagree		No Opinion		Agree		Strongly Agree		Total	
	N	%	N	%	N	%	N	%	N	%	N	%
Business Administration	7	8.8	9	11.3	36	45.0	24	30.0	4	5.0	80	100
Education	10	11.6	18	20.9	24	27.9	30	34.9	4	4.7	86	100
Humanities and Fine Arts	5	7.7	6	9.2	27	41.5	24	36.9	3	4.6	65	100
Natural Sciences	7	11.9	6	10.2	18	30.5	20	33.9	8	13.6	59	100
Social and Behavioral Sciences	4	7.1	10	17.9	23	41.1	14	25.0	5	8.9	56	100
General Studies	1	5.3	2	10.5	7	36.8	8	42.1	1	5.3	19	100
Total	34	9.3	51	14.0	135	37.0	120	32.9	25	6.8	365	100



**Q3. I am encouraged by faculty and staff to participate in university-related cultural activities (e.g. music, theatre, art, literature/poetry readings, etc.).**

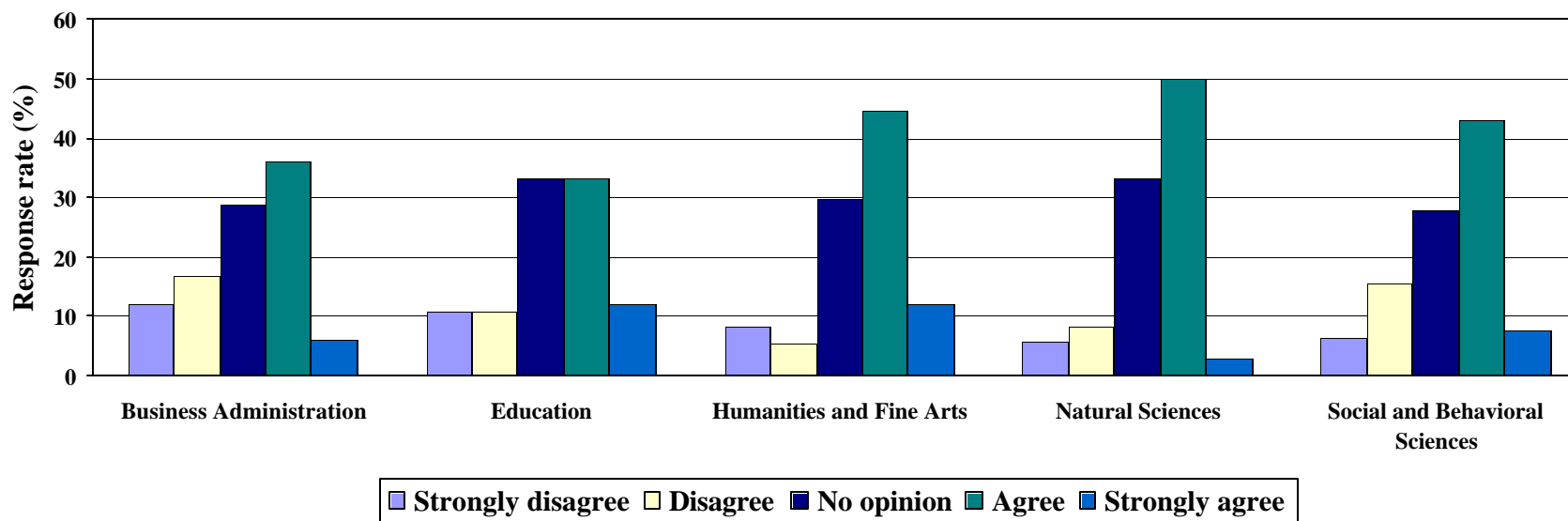
	Strongly Disagree		Disagree		No Opinion		Agree		Strongly Agree		Total	
	N	%	N	%	N	%	N	%	N	%	N	%
Business Administration	9	10.3	21	24.1	34	39.1	20	23.0	3	3.4	87	100
Education	6	8.1	15	20.3	29	39.2	21	28.4	3	4.1	74	100
Humanities and Fine Arts	7	11.3	8	12.9	25	40.3	15	24.2	7	11.3	62	100
Natural Sciences	2	3.6	11	20.0	24	43.6	13	23.6	5	9.1	55	100
Social and Behavioral Sciences	6	13.3	6	13.3	17	37.8	11	24.4	5	11.1	45	100
General Studies	4	16.0	3	12.0	7	28.0	11	44.0	0	0	25	100
Total	34	9.8	64	18.4	136	39.1	91	26.1	23	6.6	348	100





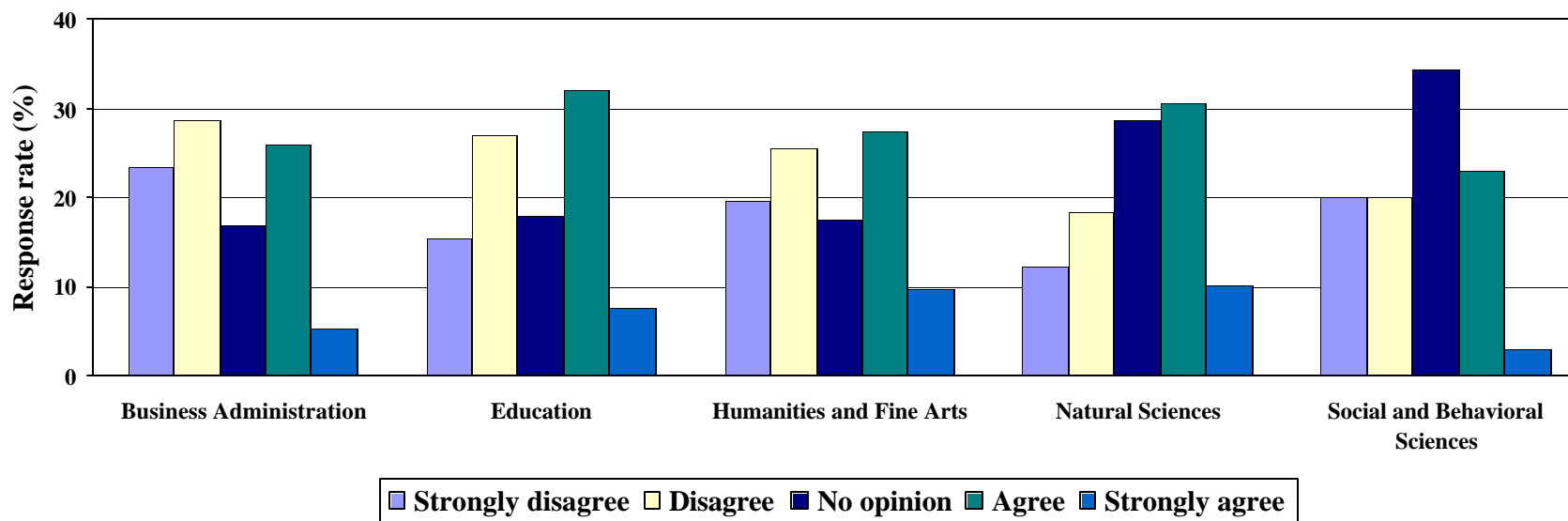
**Q4. I am encouraged by faculty and staff to participate in university-related intellectual activities (e.g. music, guest speakers, symposia, conferences, etc.).**

	Strongly Disagree		Disagree		No Opinion		Agree		Strongly Agree		Total	
	N	%	N	%	N	%	N	%	N	%	N	%
Business Administration	10	12.0	14	16.9	24	28.9	30	36.1	5	6.0	83	100
Education	9	10.7	9	10.7	28	33.3	28	33.3	10	11.9	84	100
Humanities and Fine Arts	6	8.1	4	5.4	22	29.7	33	44.6	9	12.2	74	100
Natural Sciences	2	5.6	3	8.3	12	33.3	18	50.0	1	2.8	36	100
Social and Behavioral Sciences	4	6.2	10	15.4	18	27.7	28	43.1	5	7.7	65	100
General Studies	3	14.3	3	14.3	5	23.8	10	47.6	0	0	21	100
Total	34	9.4	43	11.8	109	30.0	147	40.5	30	8.3	363	100



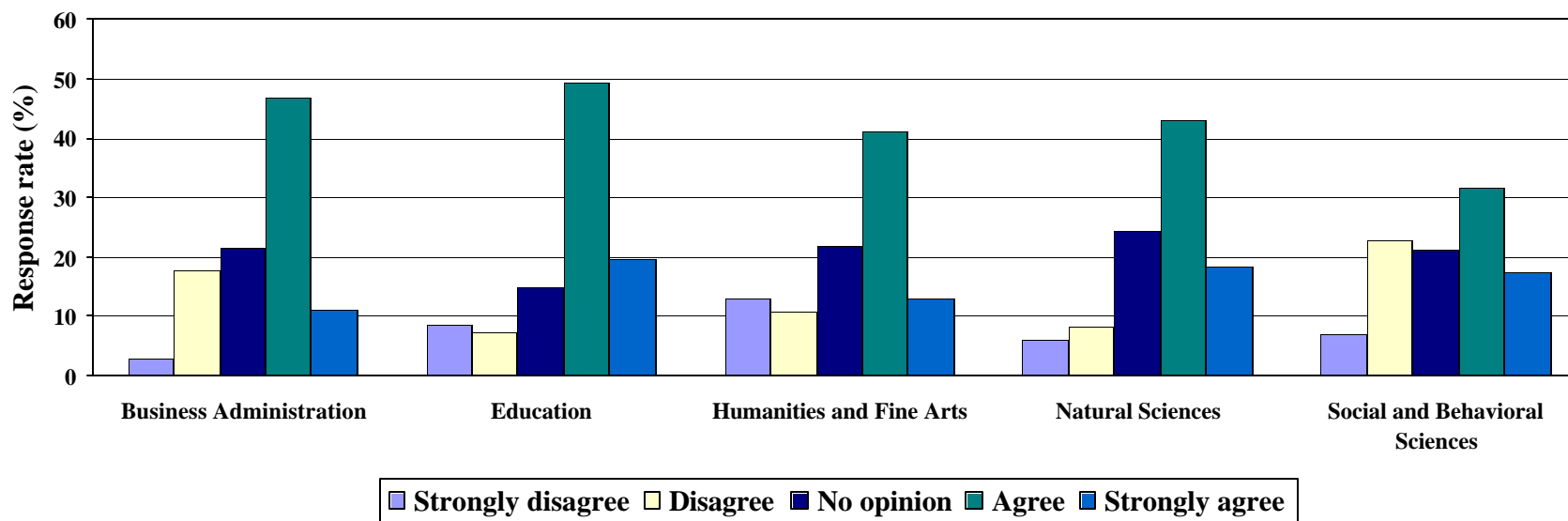
**Q5. I am encouraged by faculty and staff to participate in university-related recreational activities (e.g. intramurals, wellness activities, etc.).**

	Strongly Disagree		Disagree		No Opinion		Agree		Strongly Agree		Total	
	N	%	N	%	N	%	N	%	N	%	N	%
Business Administration	18	23.4	22	28.6	13	16.9	20	26.0	4	5.2	77	100
Education	12	15.4	21	26.9	14	17.9	25	32.1	6	7.7	78	100
Humanities and Fine Arts	10	19.6	13	25.5	9	17.6	14	27.5	5	9.8	51	100
Natural Sciences	6	12.2	9	18.4	14	28.6	15	30.6	5	10.2	49	100
Social and Behavioral Sciences	7	20.0	7	20.0	12	34.3	8	22.9	1	2.9	35	100
General Studies	1	7.7	1	7.7	3	23.1	8	61.5	0	0	13	100
Total	54	17.8	73	24.1	65	21.5	90	29.7	21	6.9	303	100



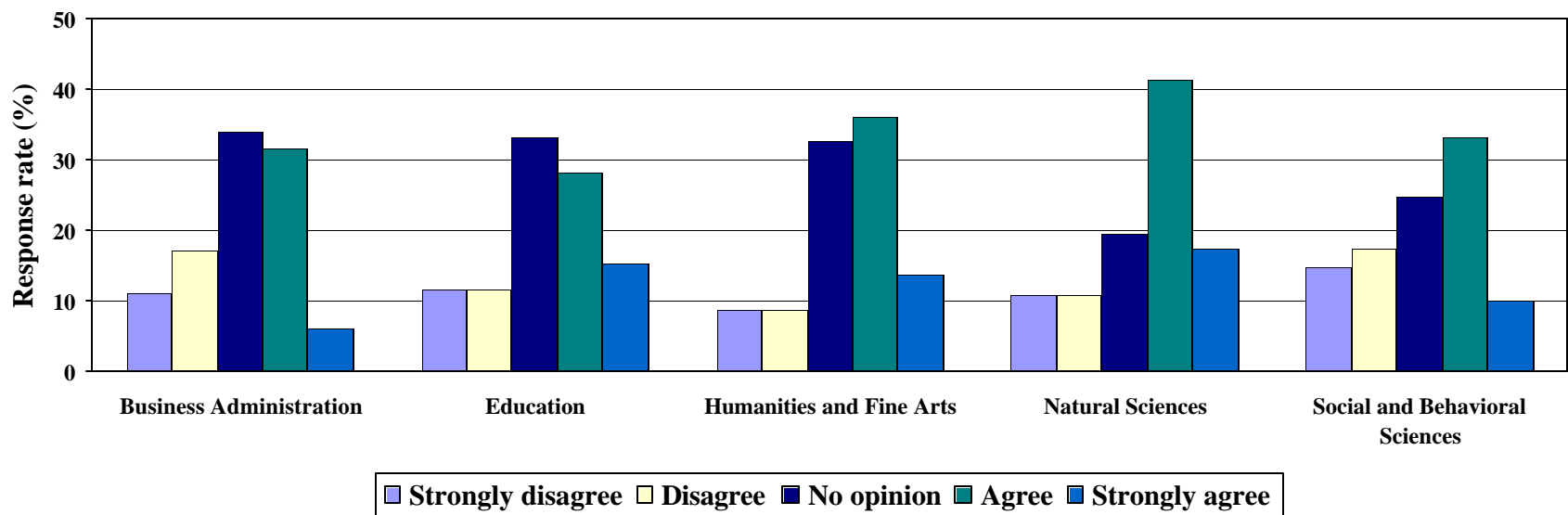
**Q6. I have received high quality advising at UNI.**

	Strongly Disagree		Disagree		No Opinion		Agree		Strongly Agree		Total	
	N	%	N	%	N	%	N	%	N	%	N	%
Business Administration	3	2.8	19	17.8	23	21.5	50	46.7	12	11.2	107	100
Education	7	8.6	6	7.4	12	14.8	40	49.4	16	19.8	81	100
Humanities and Fine Arts	6	13.0	5	10.9	10	21.7	19	41.3	6	13.0	46	100
Natural Sciences	3	6.1	4	8.2	12	24.5	21	42.9	9	18.4	49	100
Social and Behavioral Sciences	4	7.0	13	22.8	12	21.1	18	31.6	10	17.5	57	100
General Studies	0	0	3	11.5	2	7.7	16	61.5	5	19.2	26	100
Total	23	6.3	50	13.7	71	19.4	164	44.8	58	15.8	366	100



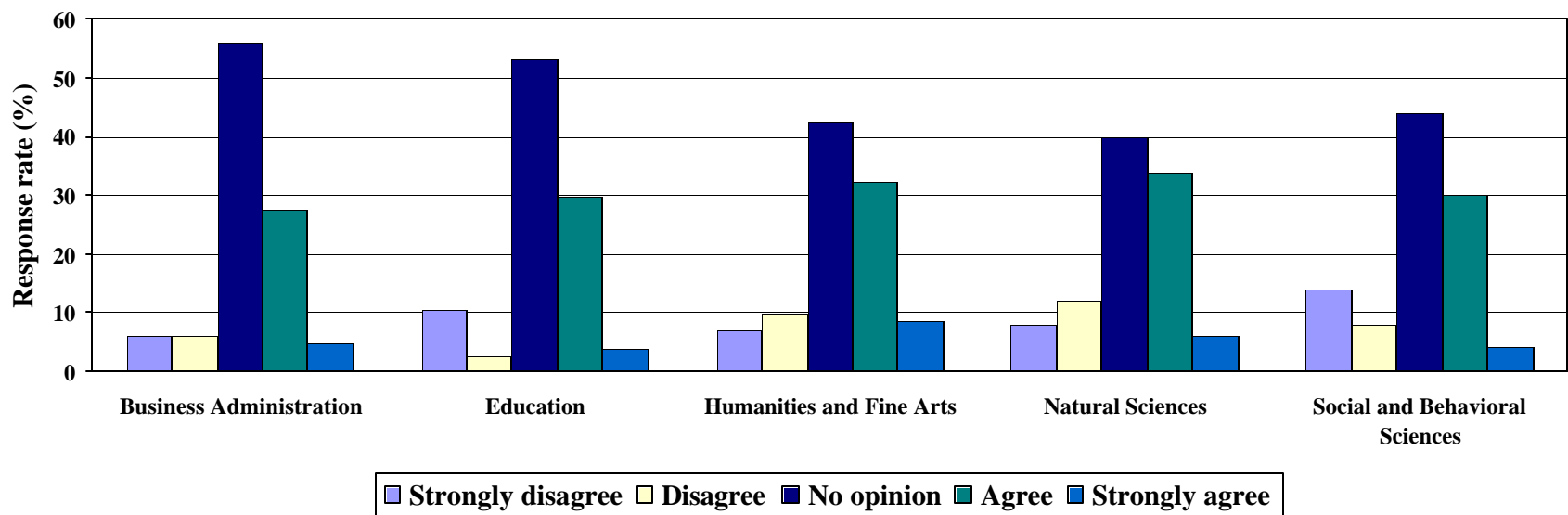
**Q7. I have had a high quality mentoring relationship with a UNI faculty or staff member.**

	Strongly Disagree		Disagree		No Opinion		Agree		Strongly Agree		Total	
	N	%	N	%	N	%	N	%	N	%	N	%
Business Administration	9	11.0	14	17.1	28	34.1	26	31.7	5	6.1	82	100
Education	9	11.5	9	11.5	26	33.3	22	28.2	12	15.4	78	100
Humanities and Fine Arts	5	8.6	5	8.6	19	32.8	21	36.2	8	13.8	58	100
Natural Sciences	5	10.9	5	10.9	9	19.6	19	41.3	8	17.4	46	100
Social and Behavioral Sciences	12	14.8	14	17.3	20	24.7	27	33.3	8	9.9	81	100
General Studies	3	12.0	4	16.0	6	24.0	10	40.0	2	8.0	25	100
Total	43	11.6	51	13.8	108	29.2	125	33.8	43	11.6	370	100



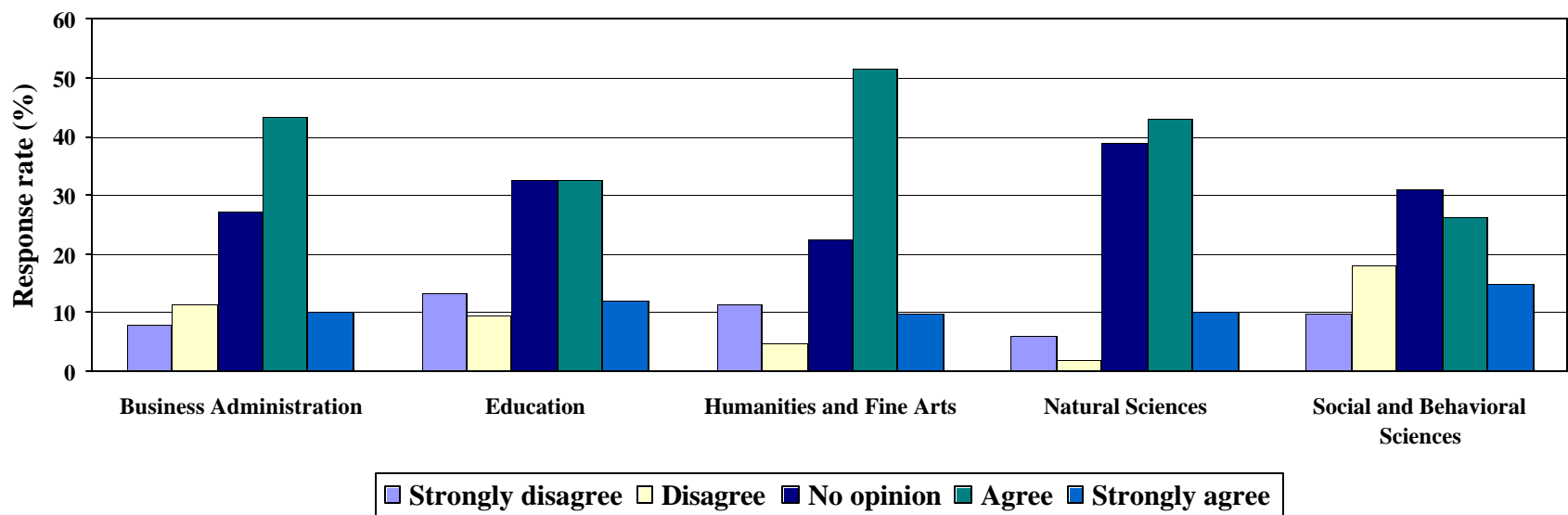
**Q8. Faculty and staff participate in activities sponsored by students, clubs, and organizations.**

	Strongly Disagree		Disagree		No Opinion		Agree		Strongly Agree		Total	
	N	%	N	%	N	%	N	%	N	%	N	%
Business Administration	6	5.9	6	5.9	57	55.9	28	27.5	5	4.9	102	100
Education	8	10.4	2	2.6	41	53.2	23	29.9	3	3.9	77	100
Humanities and Fine Arts	5	7.0	7	9.9	30	42.3	23	32.4	6	8.5	71	100
Natural Sciences	4	8.0	6	12.0	20	40.0	17	34.0	3	6.0	50	100
Social and Behavioral Sciences	7	14.0	4	8.0	22	44.0	15	30.0	2	4.0	50	100
General Studies	6	31.6	0	0	7	36.8	4	21.1	2	10.5	19	100
Total	36	9.8	25	6.8	177	48.0	110	29.8	21	5.7	369	100



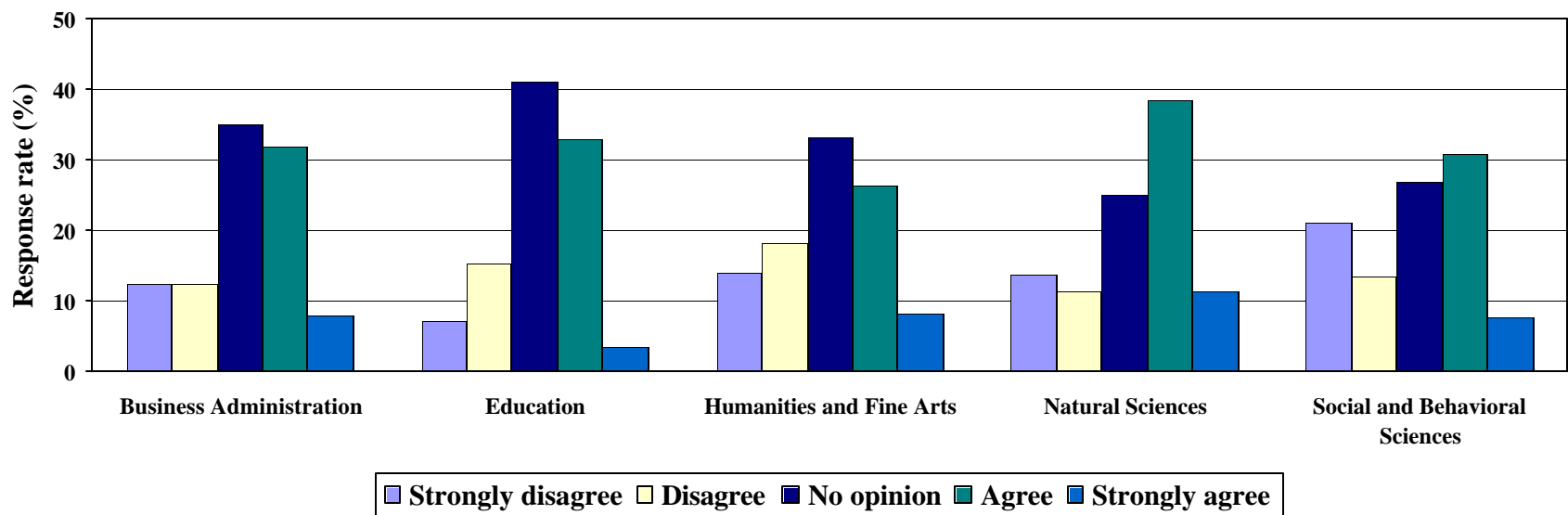
**Q9. I have collaborated with faculty or staff on academic or extracurricular activities.**

	Strongly Disagree		Disagree		No Opinion		Agree		Strongly Agree		Total	
	N	%	N	%	N	%	N	%	N	%	N	%
Business Administration	7	8.0	10	11.4	24	27.3	38	43.2	9	10.2	88	100
Education	11	13.3	8	9.6	27	32.5	27	32.5	10	12.0	83	100
Humanities and Fine Arts	7	11.3	3	4.8	14	22.6	32	51.6	6	9.7	62	100
Natural Sciences	3	6.1	1	2.0	19	38.8	21	42.9	5	10.2	49	100
Social and Behavioral Sciences	6	9.8	11	18.0	19	31.1	16	26.2	9	14.8	61	100
General Studies	1	5.3	1	5.3	9	47.4	5	26.3	3	15.8	19	100
Total	35	9.7	34	9.4	112	30.9	139	38.4	42	11.6	362	100



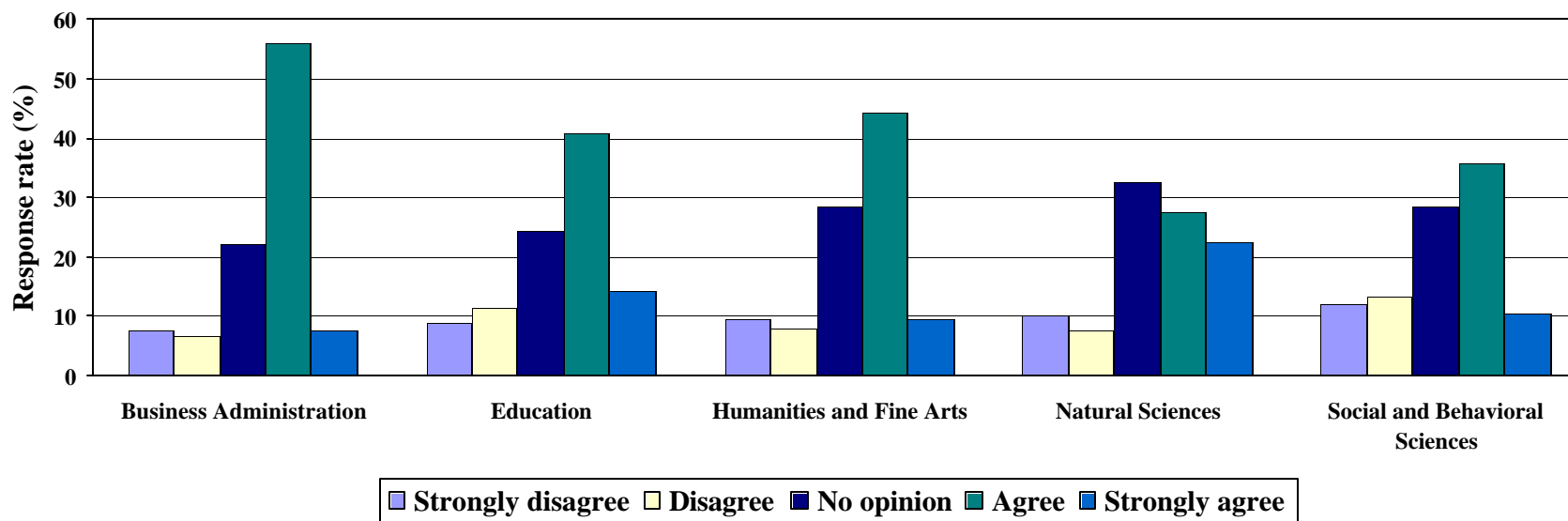
**Q10. I have been encouraged to collaborate with faculty or staff on academic or extracurricular activities.**

	Strongly Disagree		Disagree		No Opinion		Agree		Strongly Agree		Total	
	N	%	N	%	N	%	N	%	N	%	N	%
Business Administration	11	12.5	11	12.5	31	35.2	28	31.8	7	8.0	88	100
Education	6	7.1	13	15.3	35	41.2	28	32.9	3	3.5	85	100
Humanities and Fine Arts	10	13.9	13	18.1	24	33.3	19	26.4	6	8.3	72	100
Natural Sciences	6	13.6	5	11.4	11	25.0	17	38.6	5	11.4	44	100
Social and Behavioral Sciences	11	21.2	7	13.5	14	26.9	16	30.8	4	7.7	52	100
General Studies	8	27.6	3	10.3	7	24.1	9	31.0	2	6.9	29	100
Total	52	14.1	52	14.1	122	33.0	117	31.6	27	7.3	370	100



**Q11. I feel a sense of belonging to the university community.**

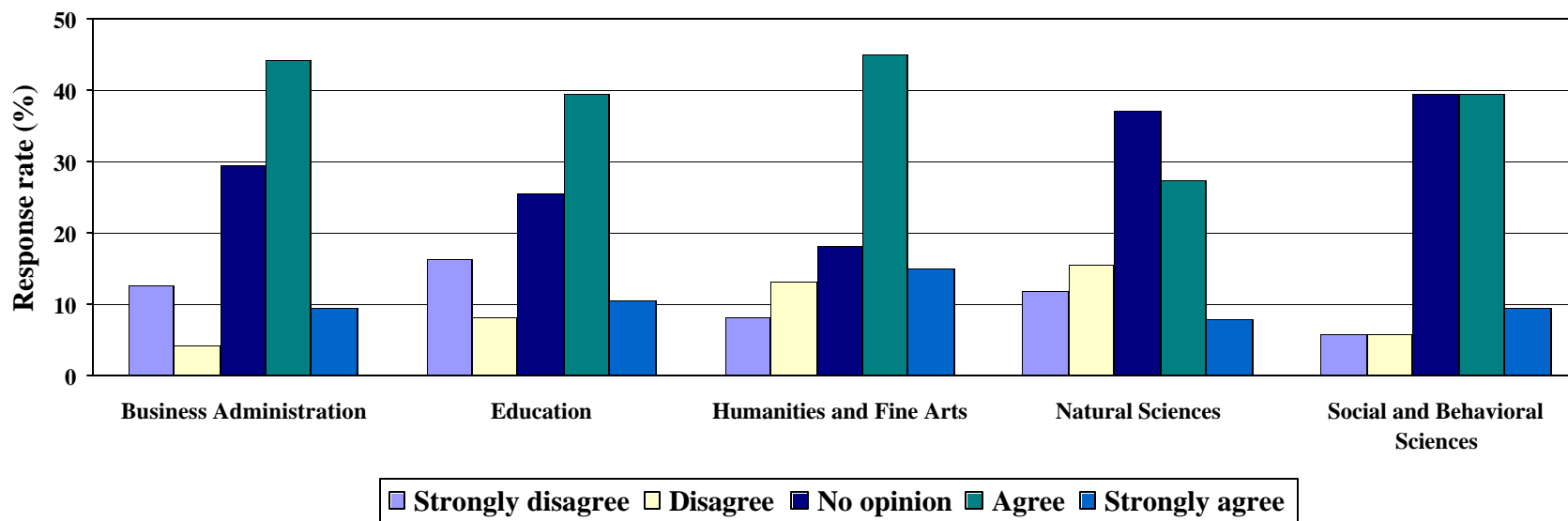
	Strongly Disagree		Disagree		No Opinion		Agree		Strongly Agree		Total	
	N	%	N	%	N	%	N	%	N	%	N	%
Business Administration	7	7.7	6	6.6	20	22.0	51	56.0	7	7.7	91	100
Education	7	9.0	9	11.5	19	24.4	32	41.0	11	14.1	78	100
Humanities and Fine Arts	6	9.5	5	7.9	18	28.6	28	44.4	6	9.5	63	100
Natural Sciences	4	10.0	3	7.5	13	32.5	11	27.5	9	22.5	40	100
Social and Behavioral Sciences	8	11.9	9	13.4	19	28.4	24	35.8	7	10.4	67	100
General Studies	2	8.7	2	8.7	5	21.7	13	56.5	1	4.3	23	100
Total	34	9.4	34	9.4	94	26.0	159	43.9	41	11.3	362	100





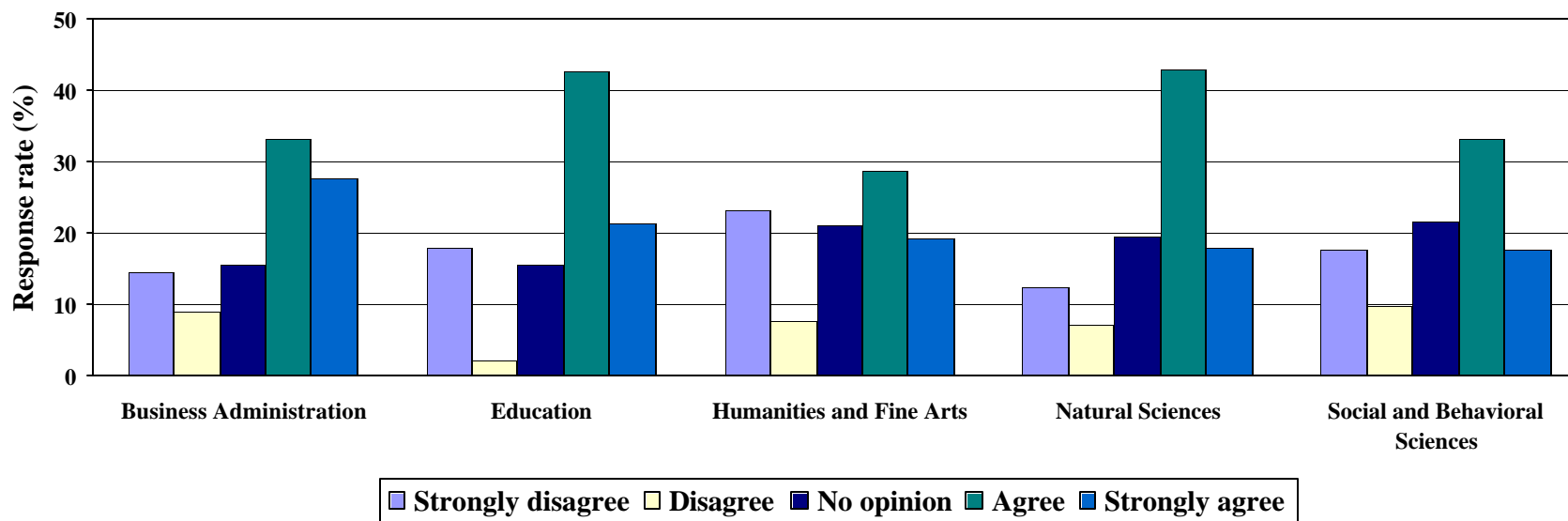
**Q12. I feel valued as a member of the UNI community.**

	Strongly Disagree		Disagree		No Opinion		Agree		Strongly Agree		Total	
	N	%	N	%	N	%	N	%	N	%	N	%
Business Administration	12	12.6	4	4.2	28	29.5	42	44.2	9	9.5	95	100
Education	14	16.3	7	8.1	22	25.6	34	39.5	9	10.5	86	100
Humanities and Fine Arts	5	8.3	8	13.3	11	18.3	27	45.0	9	15.0	60	100
Natural Sciences	6	11.8	8	15.7	19	37.3	14	27.5	4	7.8	51	100
Social and Behavioral Sciences	3	5.7	3	5.7	21	39.6	21	39.6	5	9.4	53	100
General Studies	1	5.0	4	20.0	5	25.0	10	50.0	0	0	20	100
Total	41	11.2	34	9.3	106	29.0	148	40.5	36	9.9	365	100



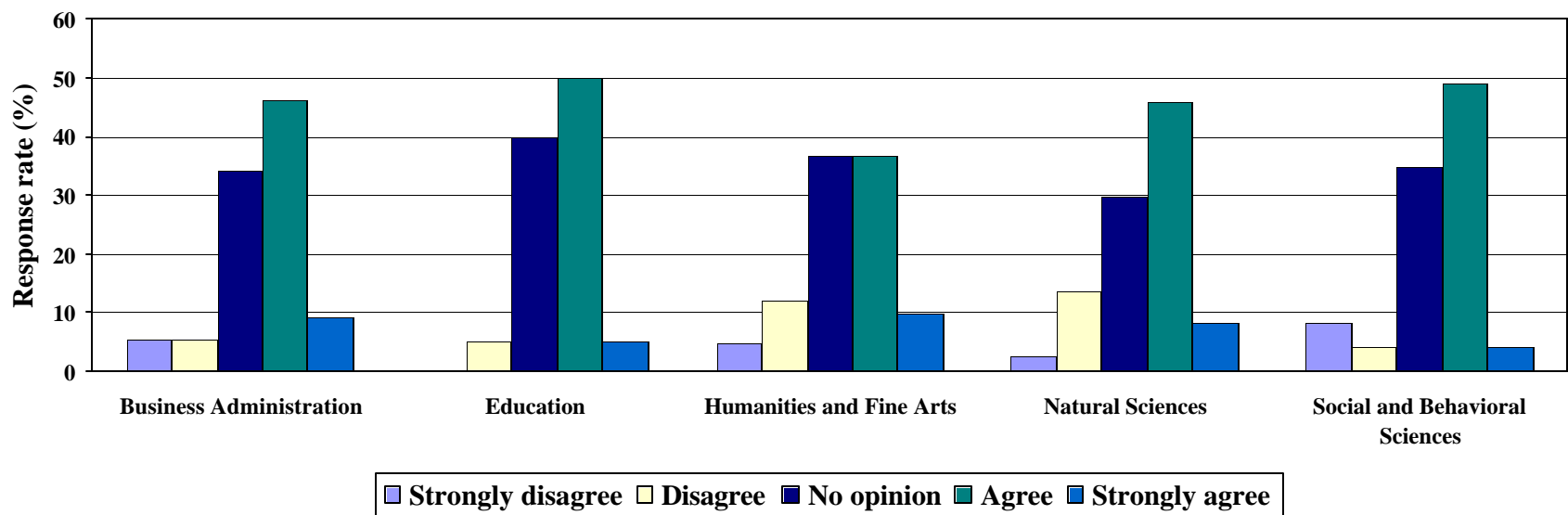
**Q13. I am pleased with the number of new and close friendships I have developed at UNI.**

	Strongly Disagree		Disagree		No Opinion		Agree		Strongly Agree		Total	
	N	%	N	%	N	%	N	%	N	%	N	%
Business Administration	13	14.4	8	8.9	14	15.6	30	33.3	25	27.8	90	100
Education	16	18.0	2	2.2	14	15.7	38	42.7	19	21.3	89	100
Humanities and Fine Arts	12	23.1	4	7.7	11	21.2	15	28.8	10	19.2	52	100
Natural Sciences	7	12.5	4	7.1	11	19.6	24	42.9	10	17.9	56	100
Social and Behavioral Sciences	9	17.6	5	9.8	11	21.6	17	33.3	9	17.6	51	100
General Studies	3	13.6	1	4.5	2	9.1	8	36.4	8	36.4	22	100
Total	60	16.7	24	6.7	63	17.5	132	36.7	81	22.5	360	100



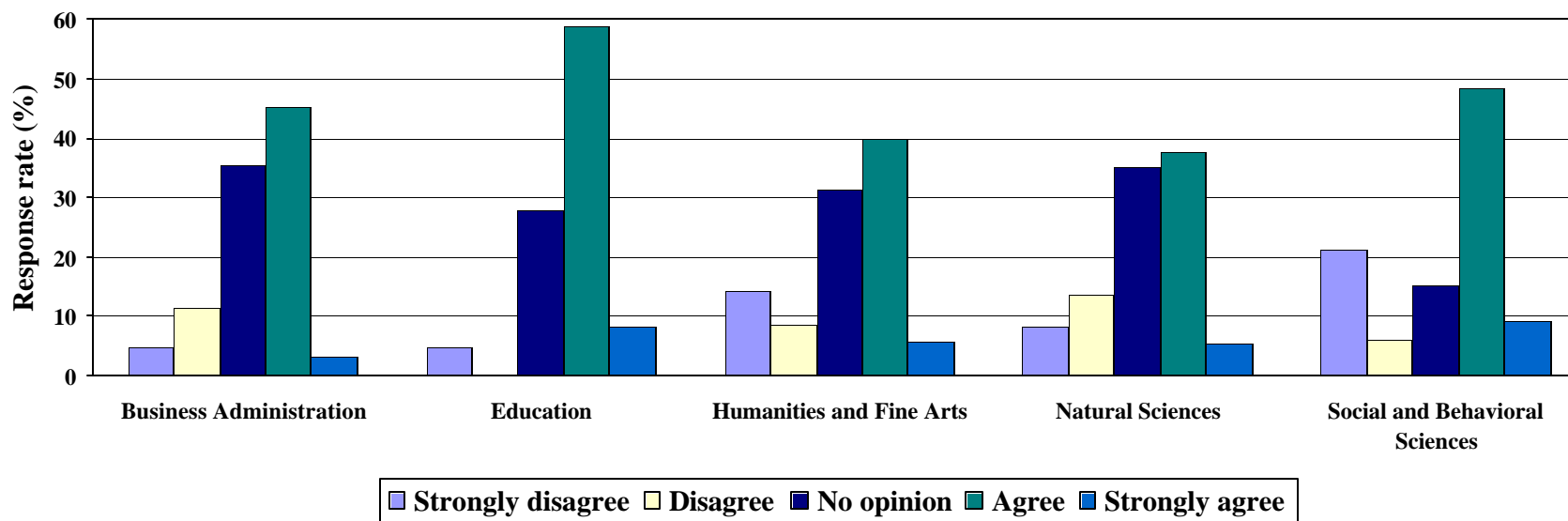
**Q14. I have had opportunities through UNI to communicate with people from other cultures.**

	Strongly Disagree		Disagree		No Opinion		Agree		Strongly Agree		Total	
	N	%	N	%	N	%	N	%	N	%	N	%
Business Administration	4	5.3	4	5.3	26	34.2	35	46.1	7	9.2	76	100
Education	0	0	3	5.0	24	40.0	30	50.0	3	5.0	60	100
Humanities and Fine Arts	2	4.9	5	12.2	15	36.6	15	36.6	4	9.8	41	100
Natural Sciences	1	2.7	5	13.5	11	29.7	17	45.9	3	8.1	37	100
Social and Behavioral Sciences	4	8.2	2	4.1	17	34.7	24	49.0	2	4.1	49	100
General Studies	1	8.3	1	8.3	5	41.7	4	33.3	1	8.3	12	100
Total	12	4.4	20	7.3	98	35.6	125	45.5	20	7.3	275	100



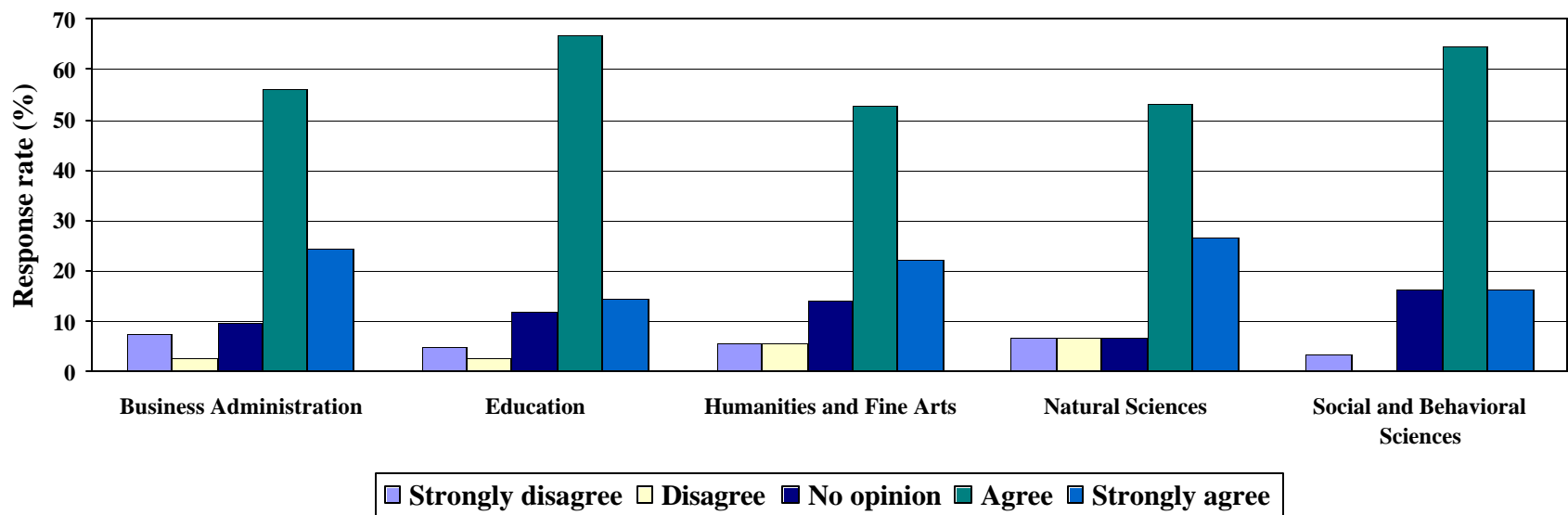
**Q15. My academic major includes information on multiple cultures and points of view.**

	Strongly Disagree		Disagree		No Opinion		Agree		Strongly Agree		Total	
	N	%	N	%	N	%	N	%	N	%	N	%
Business Administration	3	4.8	7	11.3	22	35.5	28	45.2	2	3.2	62	100
Education	3	4.9	0	0	17	27.9	36	59.0	5	8.2	61	100
Humanities and Fine Arts	5	14.3	3	8.6	11	31.4	14	40.0	2	5.7	35	100
Natural Sciences	3	8.1	5	13.5	13	35.1	14	37.8	2	5.4	37	100
Social and Behavioral Sciences	7	21.2	2	6.1	5	15.2	16	48.5	3	9.1	33	100
General Studies	0	0	1	10.0	7	70.0	2	20.0	0	0	10	100
Total	21	8.8	18	7.6	75	31.5	110	46.2	14	5.9	238	100



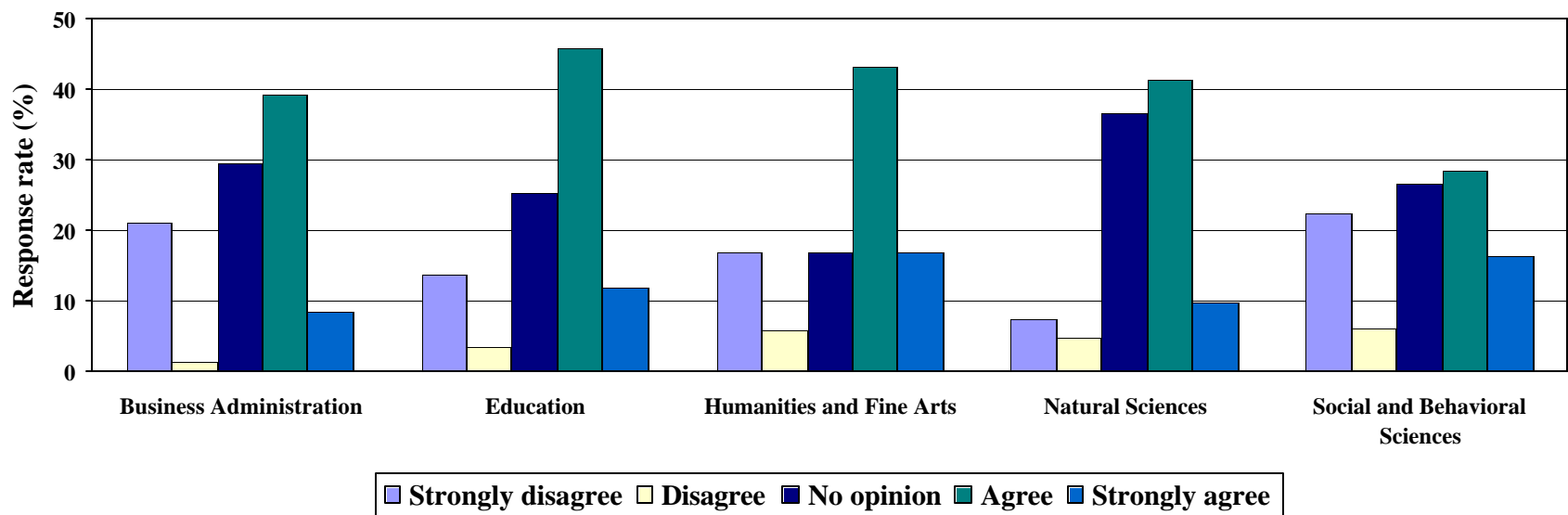
**Q16. UNI is effectively preparing me to be a contributing member of a multicultural/multinational world.**

	Strongly Disagree		Disagree		No Opinion		Agree		Strongly Agree		Total	
	N	%	N	%	N	%	N	%	N	%	N	%
Business Administration	3	7.3	1	2.4	4	9.8	23	56.1	10	24.4	41	100
Education	2	4.8	1	2.4	5	11.9	28	66.7	6	14.3	42	100
Humanities and Fine Arts	2	5.6	2	5.6	5	13.9	19	52.8	8	22.2	36	100
Natural Sciences	1	6.7	1	6.7	1	6.7	8	53.3	4	26.7	15	100
Social and Behavioral Sciences	1	3.2	0	0	5	16.1	20	64.5	5	16.1	31	100
General Studies	1	11.1	0	0	2	22.2	5	55.6	1	11.1	9	100
Total	10	5.7	5	2.9	22	12.6	103	59.2	34	19.5	174	100



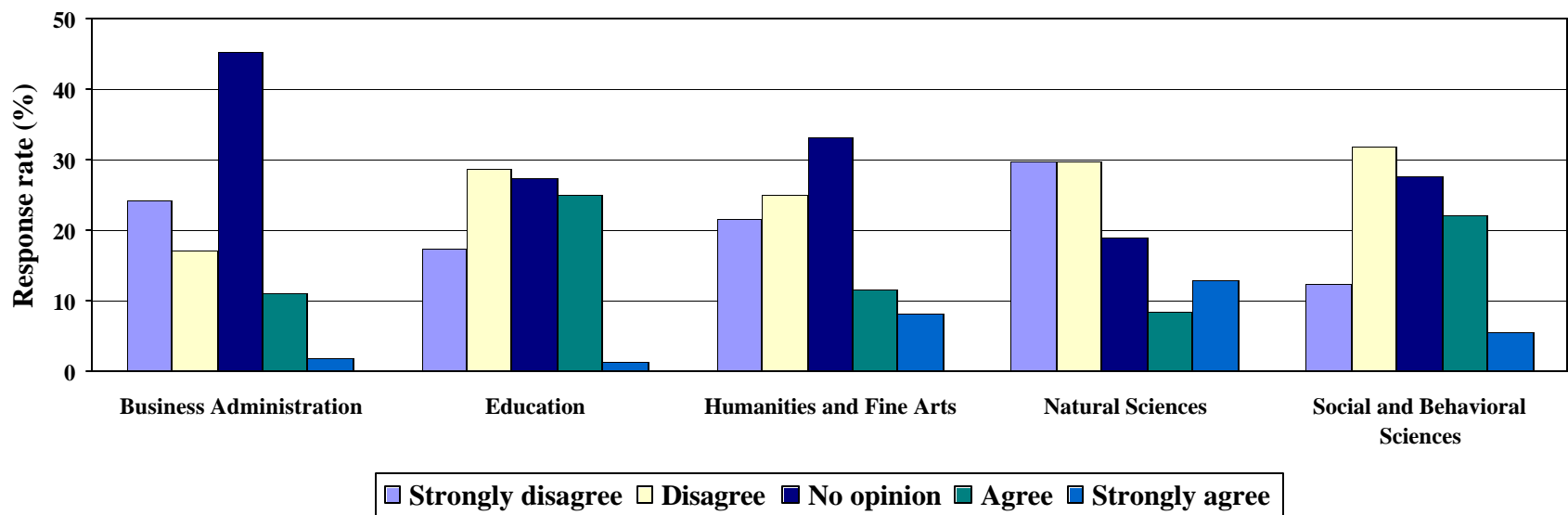
**Q17. I have experienced positive social interactions with students who have different backgrounds or beliefs than my own.**

	Strongly Disagree		Disagree		No Opinion		Agree		Strongly Agree		Total	
	N	%	N	%	N	%	N	%	N	%	N	%
Business Administration	15	21.1	1	1.4	21	29.6	28	39.4	6	8.5	71	100
Education	8	13.6	2	3.4	15	25.4	27	45.8	7	11.9	59	100
Humanities and Fine Arts	9	17.0	3	5.7	9	17.0	23	43.4	9	17.0	53	100
Natural Sciences	3	7.3	2	4.9	15	36.6	17	41.5	4	9.8	41	100
Social and Behavioral Sciences	11	22.4	3	6.1	13	26.5	14	28.6	8	16.3	49	100
General Studies	2	14.3	0	0	4	28.6	6	42.9	2	14.3	14	100
Total	48	16.7	11	3.8	77	26.8	115	40.1	36	12.5	287	100



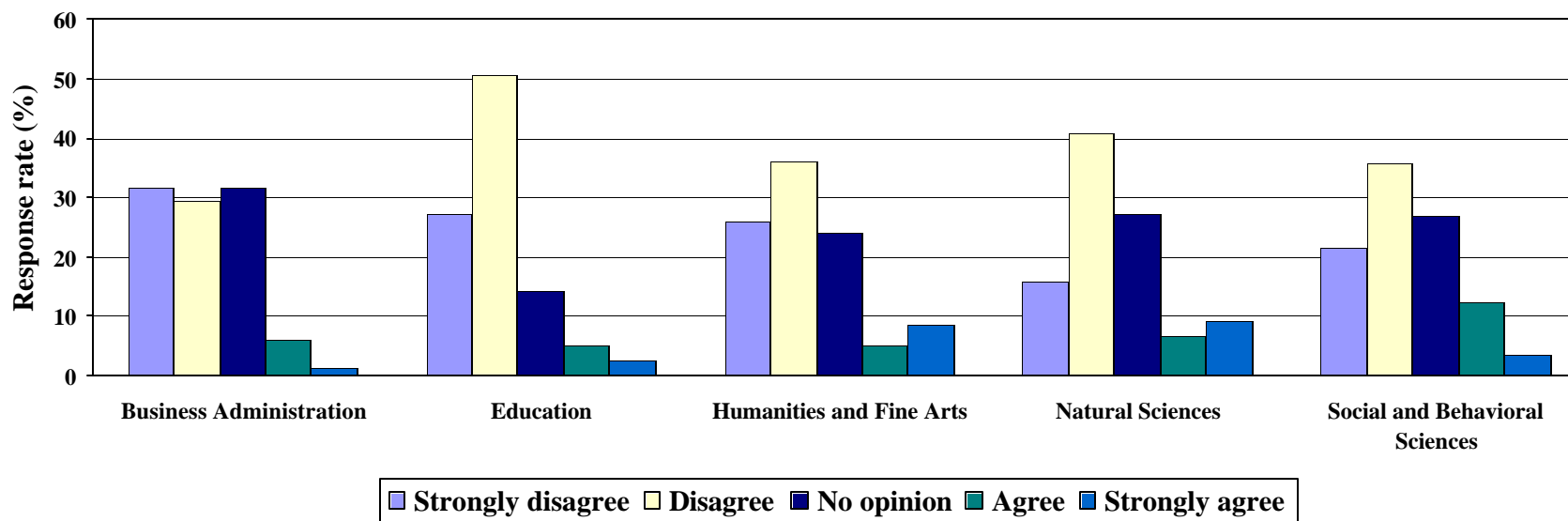
**Q18. I have observed prejudicial remarks or behaviors directed toward students based on race, ethnicity, sex, age, sexual orientation, physical disability, religious beliefs, or socioeconomic status.**

	Strongly Disagree		Disagree		No Opinion		Agree		Strongly Agree		Total	
	N	%	N	%	N	%	N	%	N	%	N	%
Business Administration	24	24.2	17	17.2	45	45.5	11	11.1	2	2.0	99	100
Education	14	17.5	23	28.8	22	27.5	20	25.0	1	1.3	80	100
Humanities and Fine Arts	13	21.7	15	25.0	20	33.3	7	11.7	5	8.3	60	100
Natural Sciences	14	29.8	14	29.8	9	19.1	4	8.5	6	12.8	47	100
Social and Behavioral Sciences	9	12.5	23	31.9	20	27.8	16	22.2	4	5.6	72	100
General Studies	5	35.7	3	21.4	5	35.7	1	7.1	0	0	14	100
Total	79	21.2	95	25.5	121	32.5	59	15.9	18	4.8	372	100



**Q19. I feel isolated at UNI.**

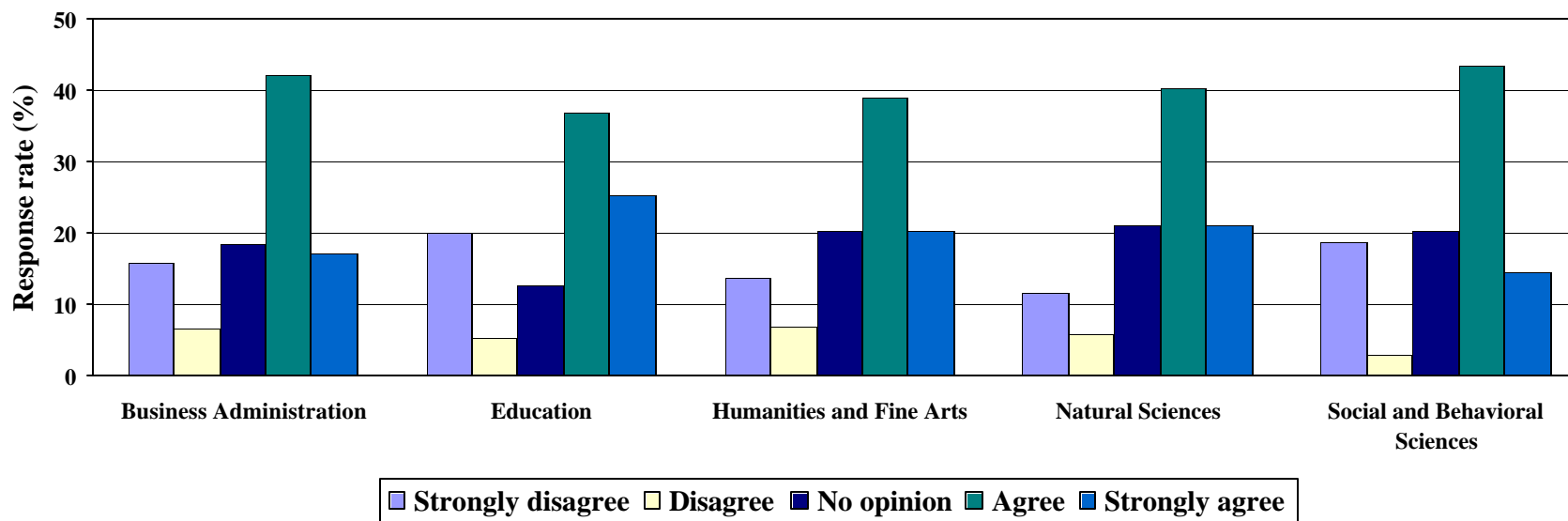
	Strongly Disagree		Disagree		No Opinion		Agree		Strongly Agree		Total	
	N	%	N	%	N	%	N	%	N	%	N	%
Business Administration	26	31.7	24	29.3	26	31.7	5	6.1	1	1.2	82	100
Education	21	27.3	39	50.6	11	14.3	4	5.2	2	2.6	77	100
Humanities and Fine Arts	15	25.9	21	36.2	14	24.1	3	5.2	5	8.6	58	100
Natural Sciences	7	15.9	18	40.9	12	27.3	3	6.8	4	9.1	44	100
Social and Behavioral Sciences	12	21.4	20	35.7	15	26.8	7	12.5	2	3.6	56	100
General Studies	7	25.9	12	44.4	7	25.9	0	0	1	3.7	27	100
Total	88	25.6	134	39.0	85	24.7	22	6.4	15	4.4	344	100





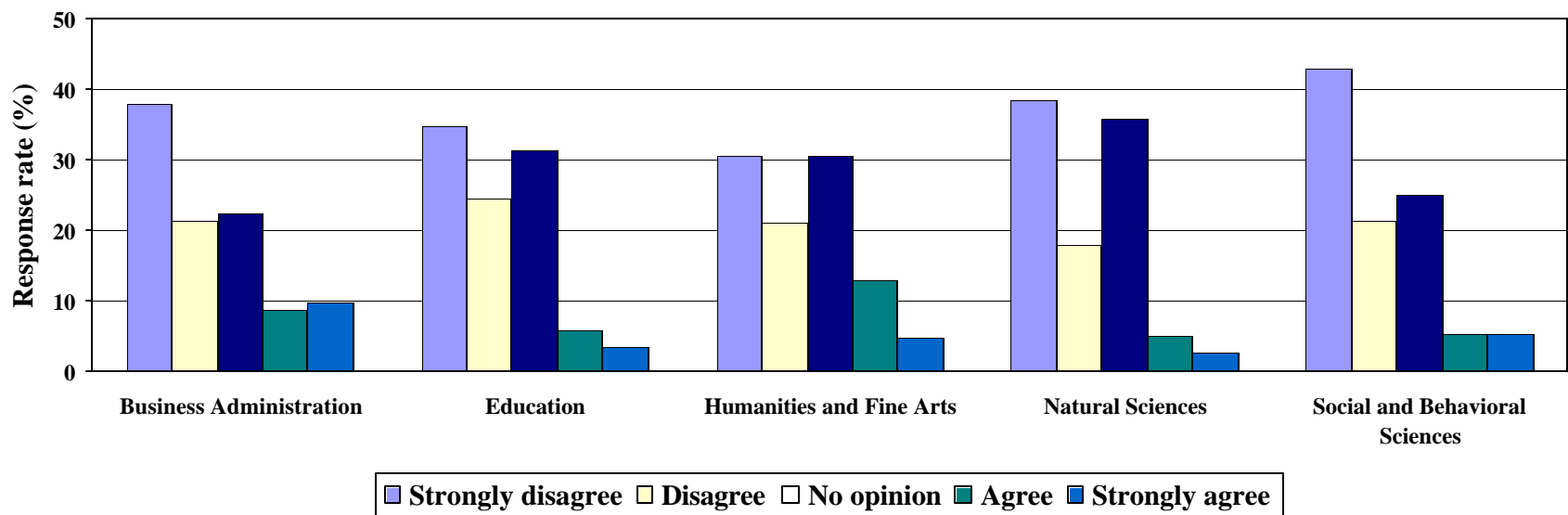
**Q20. UNI values all its members regardless of race, ethnicity, sex, age, sexual orientation, religious beliefs, physical disability, or socioeconomic status.**

	Strongly Disagree		Disagree		No Opinion		Agree		Strongly Agree		Total	
	N	%	N	%	N	%	N	%	N	%	N	%
Business Administration	12	15.8	5	6.6	14	18.4	32	42.1	13	17.1	76	100
Education	19	20.0	5	5.3	12	12.6	35	36.8	24	25.3	95	100
Humanities and Fine Arts	8	13.6	4	6.8	12	20.3	23	39.0	12	20.3	59	100
Natural Sciences	6	11.5	3	5.8	11	21.2	21	40.4	11	21.2	52	100
Social and Behavioral Sciences	13	18.8	2	2.9	14	20.3	30	43.5	10	14.5	69	100
General Studies	2	9.1	1	4.5	7	31.8	9	40.9	3	13.6	22	100
Total	60	16.1	20	5.4	70	18.8	150	40.2	73	19.6	373	100



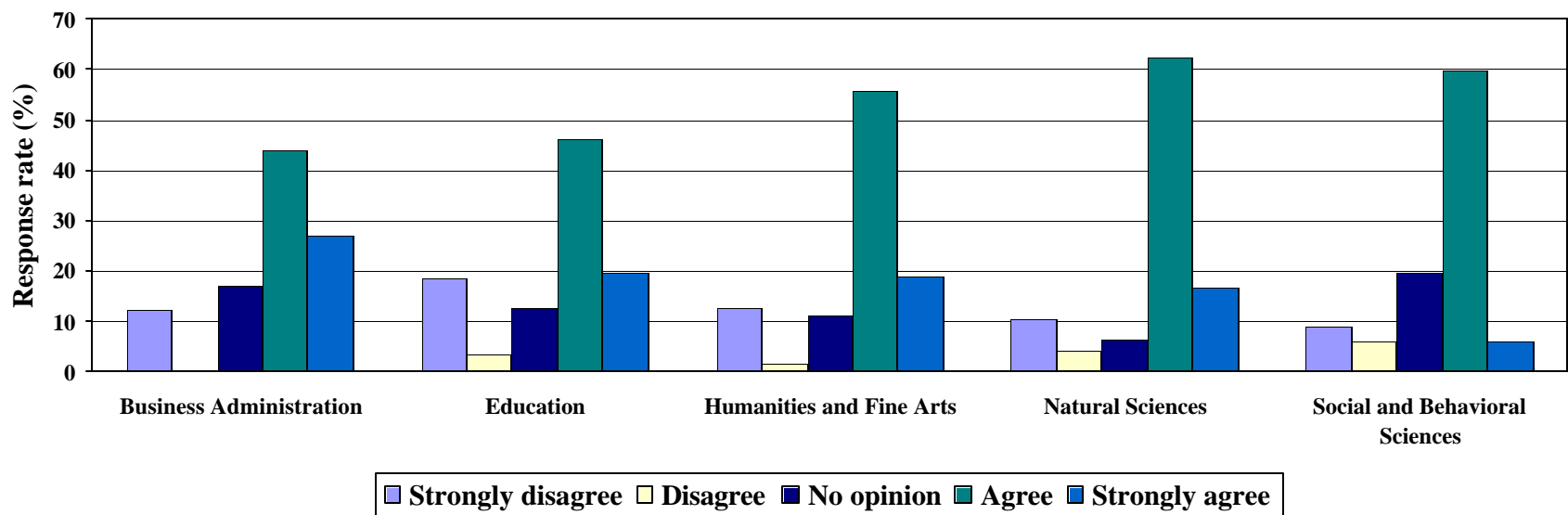
**Q21. I have experienced a prejudicial remark or behavior on campus tied to my race, ethnicity, sex, age, sexual orientation, religious beliefs, physical disability, or socioeconomic status.**

	Strongly Disagree		Disagree		No Opinion		Agree		Strongly Agree		Total	
	N	%	N	%	N	%	N	%	N	%	N	%
Business Administration	39	37.9	22	21.4	23	22.3	9	8.7	10	9.7	103	100
Education	30	34.9	21	24.4	27	31.4	5	5.8	3	3.5	86	100
Humanities and Fine Arts	19	30.6	13	21.0	19	30.6	8	12.9	3	4.8	62	100
Natural Sciences	15	38.5	7	17.9	14	35.9	2	5.1	1	2.6	39	100
Social and Behavioral Sciences	24	42.9	12	21.4	14	25.0	3	5.4	3	5.4	56	100
General Studies	10	43.5	4	17.4	6	26.1	1	4.3	2	8.7	23	100
Total	137	37.1	79	21.4	103	27.9	28	7.6	22	6.0	369	100



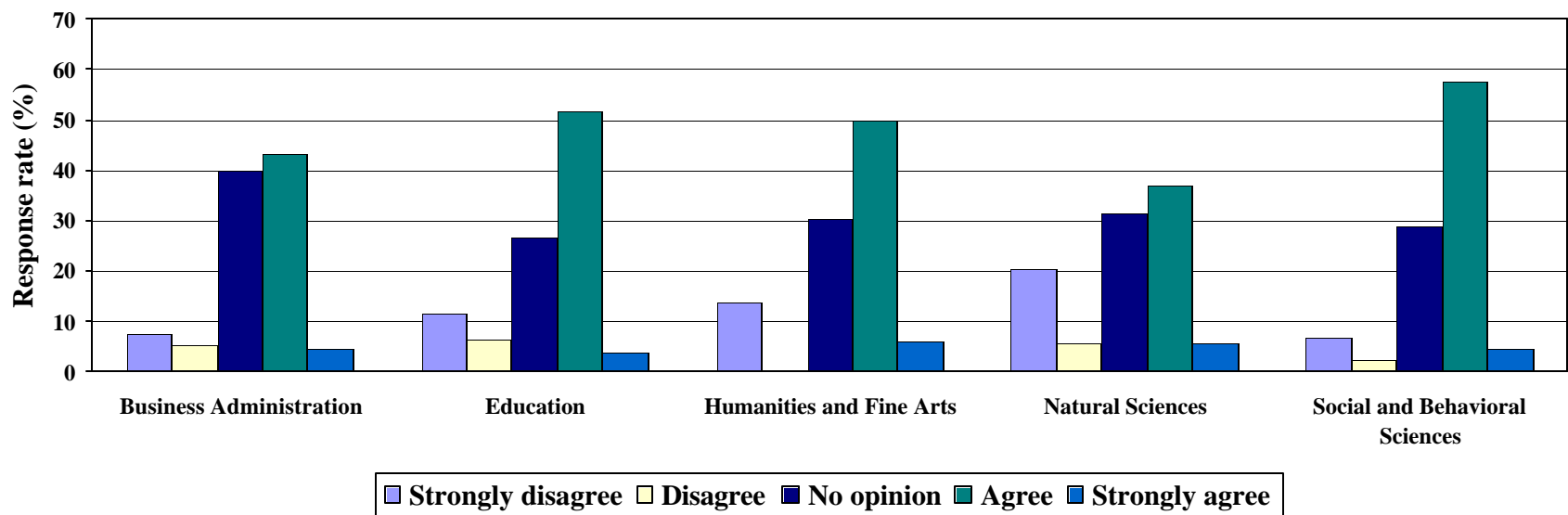
**Q22. The UNI campus is friendly and welcoming to all students, faculty, and staff.**

	Strongly Disagree		Disagree		No Opinion		Agree		Strongly Agree		Total	
	N	%	N	%	N	%	N	%	N	%	N	%
Business Administration	10	12.2	0	0	14	17.1	36	43.9	22	26.8	82	100
Education	16	18.4	3	3.4	11	12.6	40	46.0	17	19.5	87	100
Humanities and Fine Arts	8	12.7	1	1.6	7	11.1	35	55.6	12	19.0	63	100
Natural Sciences	5	10.4	2	4.2	3	6.3	30	62.5	8	16.7	48	100
Social and Behavioral Sciences	6	9.0	4	6.0	13	19.4	40	59.7	4	6.0	67	100
General Studies	2	9.5	1	4.8	3	14.3	11	52.4	4	19.0	21	100
Total	47	12.8	11	3.0	51	13.9	192	52.2	67	18.2	368	100



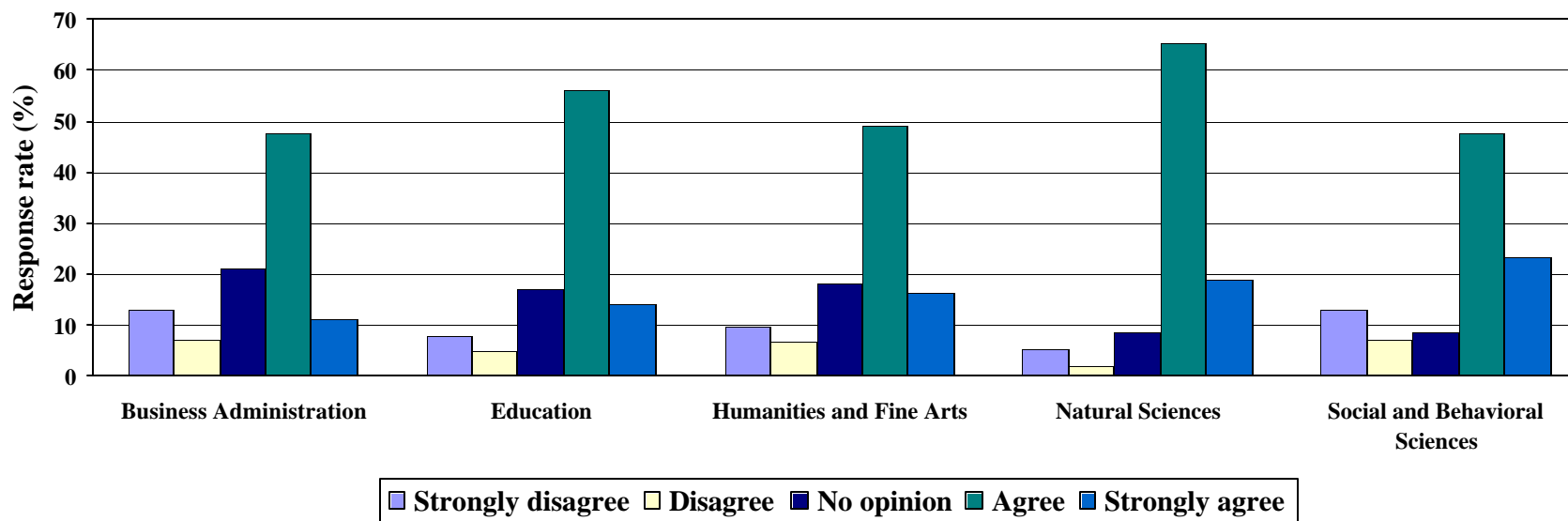
**Q23. Faculty encourage the expression of diverse points of view in the classroom.**

	Strongly Disagree		Disagree		No Opinion		Agree		Strongly Agree		Total	
	N	%	N	%	N	%	N	%	N	%	N	%
Business Administration	7	7.5	5	5.4	37	39.8	40	43.0	4	4.3	93	100
Education	9	11.4	5	6.3	21	26.6	41	51.9	3	3.8	79	100
Humanities and Fine Arts	9	13.6	0	0	20	30.3	33	50.0	4	6.1	66	100
Natural Sciences	11	20.4	3	5.6	17	31.5	20	37.0	3	5.6	54	100
Social and Behavioral Sciences	3	6.7	1	2.2	13	28.9	26	57.8	2	4.4	45	100
General Studies	1	3.3	0	0	11	36.7	17	56.7	1	3.3	30	100
Total	40	10.9	14	3.8	119	32.4	177	48.2	17	4.6	367	100



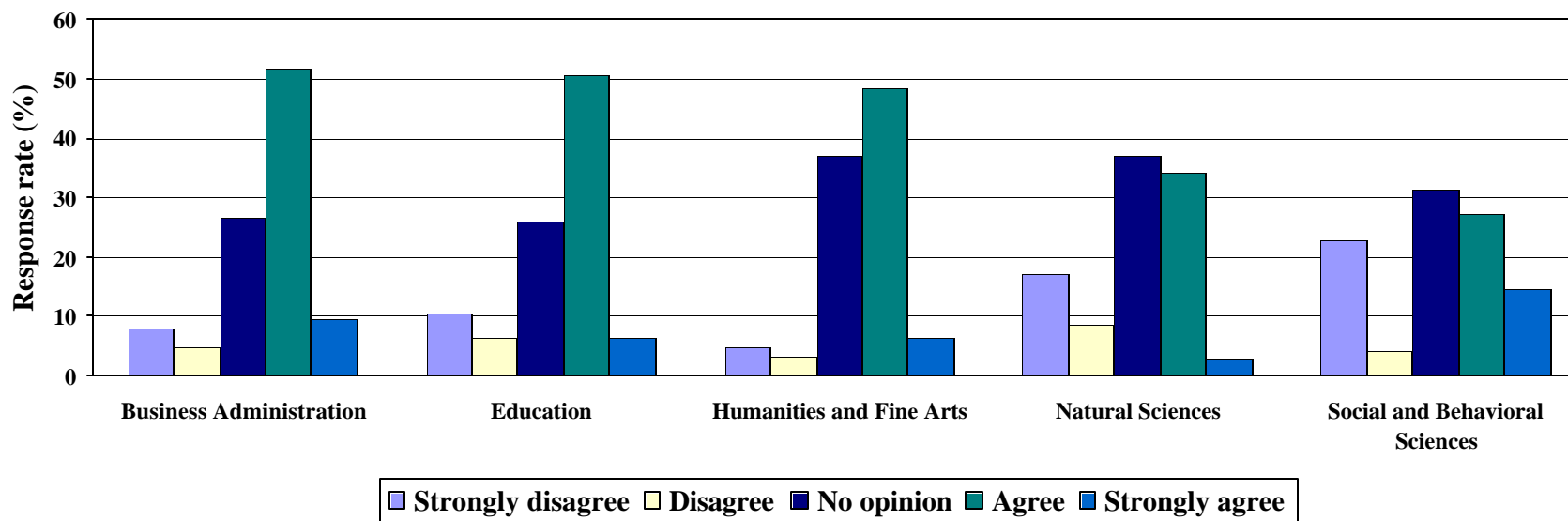
**Q24. I have been treated fairly by UNI faculty and staff.**

	Strongly Disagree		Disagree		No Opinion		Agree		Strongly Agree		Total	
	N	%	N	%	N	%	N	%	N	%	N	%
Business Administration	13	13.1	7	7.1	21	21.2	47	47.5	11	11.1	99	100
Education	5	7.8	3	4.7	11	17.2	36	56.3	9	14.1	64	100
Humanities and Fine Arts	6	9.8	4	6.6	11	18.0	30	49.2	10	16.4	61	100
Natural Sciences	3	5.2	1	1.7	5	8.6	38	65.5	11	19.0	58	100
Social and Behavioral Sciences	9	13.0	5	7.2	6	8.7	33	47.8	16	23.2	69	100
General Studies	1	5.6	0	0	3	16.7	12	66.7	2	11.1	18	100
Total	37	10.0	20	5.4	57	15.4	196	53.1	59	16.0	369	100



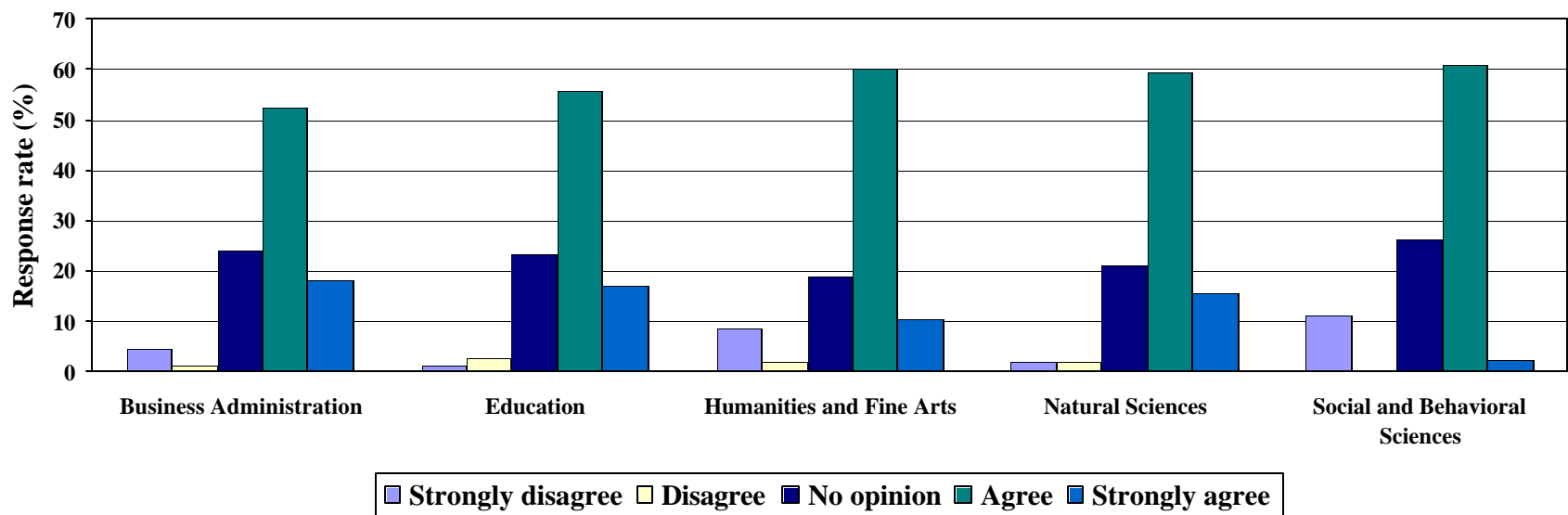
**Q25. UNI promotes high ethical standards.**

	Strongly Disagree		Disagree		No Opinion		Agree		Strongly Agree		Total	
	N	%	N	%	N	%	N	%	N	%	N	%
Business Administration	5	7.8	3	4.7	17	26.6	33	51.6	6	9.4	64	100
Education	8	10.4	5	6.5	20	26.0	39	50.6	5	6.5	77	100
Humanities and Fine Arts	3	4.8	2	3.2	23	37.1	30	48.4	4	6.5	62	100
Natural Sciences	6	17.1	3	8.6	13	37.1	12	34.3	1	2.9	35	100
Social and Behavioral Sciences	11	22.9	2	4.2	15	31.3	13	27.1	7	14.6	48	100
General Studies	4	20.0	0	0	9	45.0	7	35.0	0	0	20	100
Total	37	12.1	15	4.9	97	31.7	134	43.8	23	7.5	306	100



**Q26. UNI faculty and staff exhibit high ethical standards.**

	Strongly Disagree		Disagree		No Opinion		Agree		Strongly Agree		Total	
	N	%	N	%	N	%	N	%	N	%	N	%
Business Administration	4	4.5	1	1.1	21	23.9	46	52.3	16	18.2	88	100
Education	1	1.3	2	2.6	18	23.4	43	55.8	13	16.9	77	100
Humanities and Fine Arts	5	8.6	1	1.7	11	19.0	35	60.3	6	10.3	58	100
Natural Sciences	1	1.9	1	1.9	11	21.2	31	59.6	8	15.4	52	100
Social and Behavioral Sciences	5	10.9	0	0	12	26.1	28	60.9	1	2.2	46	100
General Studies	0	0	0	0	5	35.7	8	57.1	1	7.1	14	100
Total	16	4.8	5	1.5	78	23.3	191	57.0	45	13.4	335	100



**Q27. UNI students exhibit high ethical standards.**

	Strongly Disagree		Disagree		No Opinion		Agree		Strongly Agree		Total	
	N	%	N	%	N	%	N	%	N	%	N	%
Business Administration	10	10.0	8	8.0	23	23.0	46	46.0	13	13.0	100	100
Education	7	9.5	3	4.1	19	25.7	39	52.7	6	8.1	74	100
Humanities and Fine Arts	6	9.0	3	4.5	22	32.8	30	44.8	6	9.0	67	100
Natural Sciences	4	7.5	2	3.8	20	37.7	25	47.2	2	3.8	53	100
Social and Behavioral Sciences	2	3.8	3	5.8	14	26.9	28	53.8	5	9.6	52	100
General Studies	0	0	1	3.7	13	48.1	12	44.4	1	3.7	27	100
Total	29	7.8	20	5.4	111	29.8	180	48.3	33	8.8	373	100

