

Spring 2001

UNI Student Climate Survey Conducted During Advanced Registration For Spring Semester 2001

University of Northern Iowa

Follow this and additional works at: http://scholarworks.uni.edu/ire_documents

 Part of the [Higher Education Commons](#)

Let us know how access to this document benefits you


Recommended Citation

University of Northern Iowa, "UNI Student Climate Survey Conducted During Advanced Registration For Spring Semester 2001" (2001). *Institutional Research Documents*. 68.
http://scholarworks.uni.edu/ire_documents/68

This Article is brought to you for free and open access by the Institutional Research & Effectiveness at UNI ScholarWorks. It has been accepted for inclusion in Institutional Research Documents by an authorized administrator of UNI ScholarWorks. For more information, please contact scholarworks@uni.edu.

UNI Student Climate Survey

Conducted During Advanced Registration For
Spring Semester 2001



**Office of Information Management and Analysis
200 Gilchrist
University of Northern Iowa
Cedar Falls, IA 50614-0004**

February 2001

Table of Contents

Introduction	4
Methodology	4
Observations.....	4
Table 1: Demographic Characteristics	4
Table 2: Student Climate Survey-Mean Ratings	6
Chart 1: College of Business.....	8
Chart 2: College of Education	9
Chart 3: College of Humanities & Fine Arts	10
Chart 4: College of Natural Sciences.....	11
Chart 5: College of Social & Behavioral Sciences	12
Chart 6: University of Northern Iowa	13
Summary of Responses	
Q1 I am encouraged by faculty and staff to participate in clubs and organization directly related to my major or professional preparation.....	14
Q2 I am encouraged by faculty and staff to participate in clubs and organizations outside those directly related to my major or professionals preparation	15
Q3 I am encouraged by faculty and staff to participate in university-related cultural activities (e.g. music, theatre, art, literature/poetry readings, etc.).....	16
Q4 I am encouraged by faculty and staff to participate in university-related intellectual activities (e.g. music, guest speakers, symposia, conferences, etc.).....	17
Q5 I am encourage by faculty and staff to participate in university-related recreational activities (e.g. intramurals, wellness activities, etc.)	18
Q6 I have received high quality advising at UNI	19
Q7 I have had a high quality mentoring relationship with a UNI faculty or staff member	20
Q8 Faculty and staff participate in activities sponsored by students, clubs and organizations.....	21
Q9 I have collaborated with faculty or staff on academic or extracurricular activities.....	22

Q10	I have been encouraged to collaborate with faculty or staff on academic or extracurricular activities	23
Q11	I feel a sense of belonging to the university community	24
Q12	I feel valued as a member of the UNI community	25
Q13	I am pleased with the number of new and close friendships I have developed at UNI.....	26
Q14	I have had opportunities through UNI to communicate with people from other cultures.....	27
Q15	My academic major includes information on multiple cultures and points of view	28
Q16	UNI is effectively preparing me to be a contributing member of a multicultural/ multinational world.....	29
Q17	I have experienced positive social interactions with students who have different backgrounds or beliefs than my own.....	30
Q18	I have observed prejudicial remarks or behaviors directed toward students based on race, ethnicity, sex, age, sexual orientation, physical disability, religious beliefs, or socioeconomic status	31
Q19	I feel isolated at UNI	32
Q20	UNI values all its members regardless of race, ethnicity, sex, age, sexual orientation, religious beliefs, physical disability, or socioeconomic status	33
Q21	I have experienced a prejudicial remark or behavior on campus tied to my race, ethnicity, sex, age, sexual orientation, religious beliefs, physical disability, or socioeconomic status	34
Q22	The UNI campus is friendly and welcoming to all students, faculty, and staff	35
Q23	Faculty encourage the expression of diverse points of view in the classroom	36
Q24	I have been treated fairly by UNI faculty and staff	37
Q25	UNI promotes high ethical standards	38
Q26	UNI faculty and staff exhibit high ethical standard	39
Q27	UNI students exhibit high ethical standards	40

1. INTRODUCTION

This document presents an analysis of the UNI Student Climate Survey given to students participating in advanced registration for the Spring 2001 Semester (November 10 – December 3, 2000). A total of 9,775 students completed the survey. Each student was asked to answer one of 27 randomly selected statements prior to registering. On average, about 362 students responded to each item. Items used in the survey focused on student perceptions of the social and educational environment at UNI and are the same questions used on the survey last year.

2. METHODOLOGY

A master file containing student demographic data as well as responses to the survey was provided to the Office of Information Management & Analysis (IM&A) by the Office of Information Technology Services (ITS). The data were then analyzed to show patterns of response by college. Demographic information includes gender, age, marital status and residency. Table 1 provides a summary of demographic characteristics of the students responding to the survey.

Table 1: Demographic Characteristics

	College													
	Business Administration		Education		Humanities & Fine Arts		Natural Sciences		Social & Behavioral Sciences		General Studies		Total	
	N	%	N	%	N	%	N	%	N	%	N	%	N	%
Gender														
Female	1066	45.4	1662	80.0	1056	35.1	509	37.1	966	33.7	345	56.0	5604	59.0
Male	1282	54.6	416	20.0	570	64.9	863	62.9	491	66.3	271	44.0	3893	41.0
Total	2348	100.0	2078	100.0	1626	100.0	1372	100.0	1457	100.0	616	100.0	9497	100.0
Age														
19 or younger	585	24.9	420	20.2	340	20.9	283	20.6	246	16.9	416	67.6	2290	24.1
20-23	1552	66.1	1366	65.7	1104	67.9	865	63.0	1018	69.9	192	31.2	6097	64.2
24-29	134	5.7	169	8.1	133	8.2	148	10.8	113	7.8	6	1.0	703	7.4
30-39	57	2.4	70	3.4	26	1.6	41	3.0	46	3.2	0.0	0.0	240	2.5
40-55	28	0.8	53	2.6	2.0	1.2	34	2.5	32	2.2	1	0.2	158	1.7
Over 55	1	0.0	0	0.0	2	0.1	1	0.1	2	0.1	0	0.0	6	0.1
Total	2347	100.0	2078	100.0	1625	100.0	1372	100.0	1457	100.0	615	100.0	9494	100.0
Marital Status														
Married	40	1.7	86	4.3	56	3.5	42	3.1	38	2.6	2	0.3	264	2.8
Single	2251	97.7	1909	94.3	1532	95.8	1273	95.6	1364	95.4	612	99.5	8941	96.1
Divorced/ Separated	14	0.6	29	1.4	12	0.7	17	1.3	28	2.0	1	0.2	101	1.1
Total	2305	100.0	2024	100.0	1600	100.0	1332	100.0	1430	100.0	615	100.0	9306	100.0
Residency														
In-State	2251	96.7	2013	97.0	1544	95.9	1308	96.1	1403	97.0	589	96.4	9108	96.6
Out-of-State	78	3.3	62	3.0	66	4.1	53	3.9	44	3.0	22	3.6	325	3.4
Total	2329	100.0	2075	100.0	1610	100.0	1361	100.0	1447	100.0	611	100.0	9433	100.0

3. OBSERVATIONS

Table 2 provides mean ratings for all of the 27 items in the survey. The mean values cited are total averages of student responses on the survey instrument with 1 indicating the lowest level of agreement and 5 the highest. Total mean with and without the *no opinion* option are presented to

highlight the differences. The summary of responses section provides frequency table and charts for all of the 27 items in the survey by school.

The following are some of the key observations:

- Students perceive UNI as a friendly environment.
 - The UNI campus is friendly and welcoming to all students, faculty, and staff. (Mean: 3.73)
 - I feel a sense of belonging to the university community. (Mean: 3.61)
 - I feel valued as a member of the UNI community. (Mean: 3.66)
 - I am pleased with the number of new and close friendships I have developed at UNI. (Mean: 3.67)

- Students perceive UNI as a fair and ethical environment.
 - I have been treated fairly by UNI faculty and staff. (Mean: 3.79)
 - UNI faculty and staff exhibit high ethical standards. (Mean: 3.79)
 - UNI promotes high ethical standards. (Mean: 3.78)
 - UNI students exhibit high ethical standards. (Mean: 3.51)

- Students perceive UNI as an environment that promotes multicultural/multinational education and experiences.
 - I have experienced positive social interactions with students who have different backgrounds or beliefs than my own. (Mean: 3.79)
 - UNI values all its members regardless of race, ethnicity, sex, age, sexual orientation, religious beliefs, physical disability, or socioeconomic statuses. (Mean: 3.79)

- UNI's commitment to diversity is perceived as strong.
 - I have experienced a prejudicial remark or behavior on campus tied to my race, ethnicity, sex, age, sexual orientation, religious beliefs, physical disability, or socioeconomic status. (Mean: 1.77)
 - I have observed prejudicial remarks or behaviors directed toward students based on race, ethnicity, sex, age, sexual orientation, physical disability, religious beliefs, or socioeconomic status. (Mean: 2.21)

- The perception of the quality of advising at UNI is mixed.
 - I have received high quality advising at UNI. (Mean: 3.19)
 - I have had a high quality mentoring relationship with a UNI faculty or staff member. (Mean: 3.20)

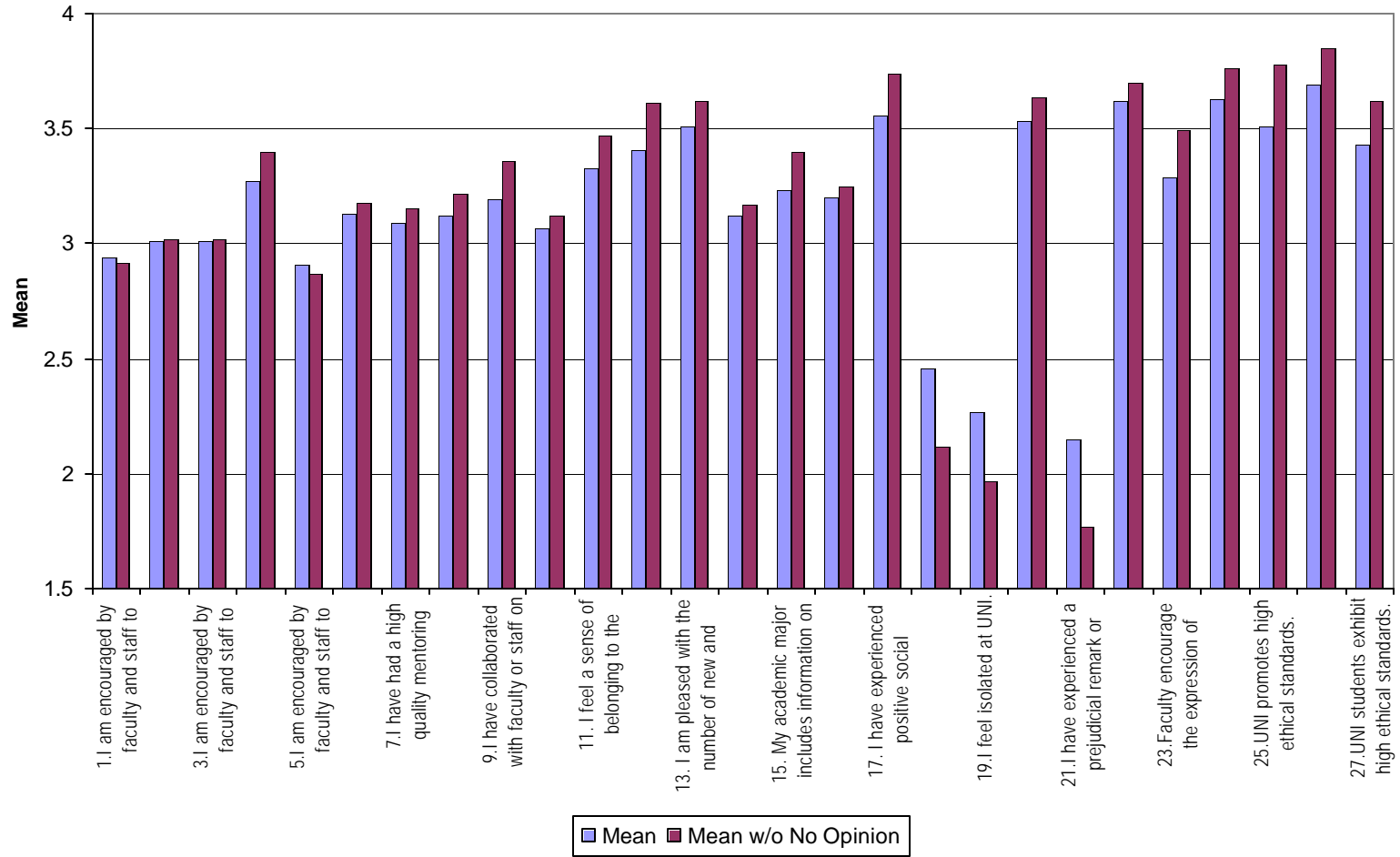
Table 2: Student Climate Survey
Mean Ratings

	Business Administration		Education		Humanities & Fine Arts		Natural Sciences		Social & Behavioral Sciences		General Studies		Total	
	Mean	Mean w/o No Opinion	Mean	Mean w/o No Opinion	Mean	Mean w/o No Opinion	Mean	Mean w/o No Opinion	Mean	Mean w/o No Opinion	Mean	Mean w/o No Opinion	Mean	Mean w/o No Opinion
1.I am encouraged by faculty and staff to participate in clubs and organizations directly related to my major or professional preparation.	2.94	2.92	3.29	3.43	3.06	3.09	3.59	3.73	3.25	3.36	3.25	3.39	3.18	3.26
2.I am encouraged by faculty and staff to participate in clubs and organizations outside those directly related to my major or professional preparation.	3.01	3.02	2.94	2.90	3.08	3.11	3.16	3.27	2.96	2.93	3.00	3.00	3.03	3.05
3.I am encourage by faculty and staff to participate in university-related cultural activities (e.g., music, theatre, art, literature/poetry readings, etc.).	3.01	3.02	3.24	3.37	3.26	3.37	3.44	3.72	3.05	3.08	3.22	3.67	3.17	3.27
4. I am encouraged by faculty and staff to participate in university-related intellectual activities (e.g., guest speakers, symposia, conferences, etc.).	3.27	3.40	3.13	3.21	3.26	3.38	3.48	3.79	3.31	3.40	3.33	3.50	3.28	3.43
5.I am encouraged by faculty and staff to participate in university-related recreational activities (e.g., Intramurals, wellness activities, etc.).	2.91	2.87	3.11	3.15	2.92	2.90	2.96	2.92	2.84	2.71	3.28	3.47	2.96	2.93
6.I have received high quality advising at UNI.	3.13	3.18	3.12	3.15	3.29	3.37	3.25	3.35	2.94	2.91	3.36	3.50	3.14	3.19
7.I have had a high quality mentoring relationship with a UNI faculty or staff member.	3.09	3.15	3.09	3.14	3.15	3.19	3.38	3.45	3.18	3.23	3.09	3.17	3.14	3.20
8.Faculty and staff participate in activities sponsored by students, clubs, and organizations.	3.12	3.22	3.24	3.56	3.43	3.81	2.98	2.96	2.82	2.71	3.06	3.20	3.13	3.27
9.I have collaborated with faculty or staff on academic or extracurricular activities.	3.19	3.36	3.35	3.48	3.29	3.43	3.39	3.55	3.26	3.36	3.56	4.00	3.31	3.47
10.I have been encouraged to collaborate with faculty or staff on academic or extracurricular activities.	3.07	3.12	3.26	3.39	3.10	3.13	3.18	3.29	3.14	3.21	3.05	3.10	3.13	3.20
11.I feel a sense of belonging to the university community.	3.33	3.47	3.41	3.52	3.63	3.83	3.42	3.55	3.43	3.66	3.63	3.95	3.44	3.61
12.I feel valued as a member of the UNI community.	3.41	3.61	3.51	3.68	3.46	3.72	3.50	3.81	3.37	3.53	3.45	3.82	3.45	3.66
13.I am pleased with the number of new and close friendships I have developed at UNI.	3.51	3.62	3.51	3.60	3.93	4.03	3.48	3.59	3.40	3.49	3.67	3.82	3.56	3.67
14.I have had opportunities through UNI to communicate with people from other cultures.	3.12	3.17	3.06	3.08	3.32	3.38	3.33	3.43	3.20	3.26	3.41	3.58	3.18	3.23
15.My academic major includes information on multiple cultures and points of view.	3.23	3.40	3.38	3.54	3.52	3.71	2.98	2.97	3.44	3.58	2.78	2.33	3.27	3.42
16.UNI is effectively preparing me to be a contributing member of a multicultural/multinational world.	3.20	3.25	3.40	3.58	3.21	3.29	3.24	3.31	3.41	3.61	3.05	3.13	3.28	3.40
17.I have experienced positive social interactions with students who have different backgrounds or beliefs than my own.	3.56	3.74	3.62	3.77	3.50	3.60	3.31	3.40	3.64	3.77	3.71	3.88	3.56	3.70

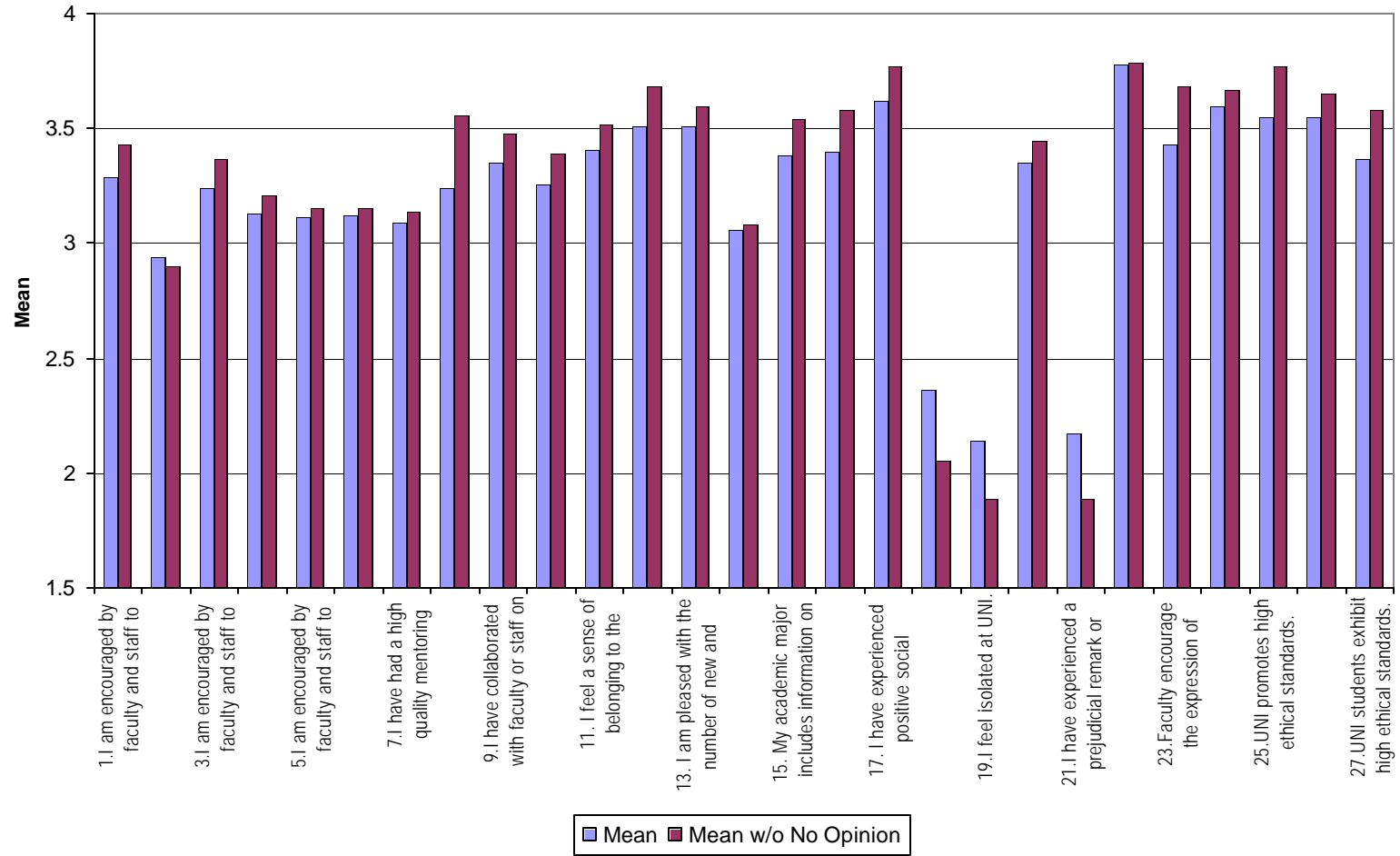
Table 2: Student Climate Survey (cont'd)
Mean Ratings

	Business Administration		Education		Humanities & Fine Arts		Natural Sciences		Social & Behavioral Sciences		General Studies		Total	
	Mean	Mean w/o No Opinion	Mean	Mean w/o No Opinion	Mean	Mean w/o No Opinion	Mean	Mean w/o No Opinion	Mean	Mean w/o No Opinion	Mean	Mean w/o No Opinion	Mean	Mean w/o No Opinion
18.I have observed prejudicial remarks or behaviors directed toward students based on race, ethnicity, sex, age, sexual orientation, physical disability, religious beliefs, or socioeconomic status.	2.46	2.12	2.36	2.05	2.53	2.32	2.48	2.30	2.60	2.43	2.60	2.11	2.48	2.21
19.I feel isolated at UNI.	2.27	1.94	2.14	1.89	2.33	2.14	2.27	2.08	2.47	2.34	2.46	2.17	2.30	2.07
20.UNI values all its members regardless of race, ethnicity, sex, age, sexual orientation, religious beliefs, physical disability, or socioeconomic status.	3.53	3.64	3.35	3.45	3.50	3.64	3.50	3.62	3.98	4.18	3.21	3.25	3.52	3.65
21.I have experienced a prejudicial remark or behavior on campus tied to my race, ethnicity, sex, age, sexual orientation, religious beliefs, physical disability, or socioeconomic status.	2.15	1.77	2.17	1.89	2.10	1.73	1.71	1.53	2.27	1.91	2.15	2.06	2.08	1.77
22.The UNI campus is friendly and welcoming to all students, faculty, and staff.	3.62	3.70	3.78	3.79	3.76	3.87	3.73	3.82	3.33	3.36	3.61	3.73	3.66	3.73
23.Faculty encourage the expression of diverse points of view in the classroom.	3.29	3.49	3.43	3.68	3.46	3.63	3.30	3.59	3.43	3.64	3.48	3.73	3.38	3.61
24.I have been treated fairly by UNI faculty and staff.	3.63	3.76	3.60	3.67	3.77	3.81	3.76	3.93	3.68	3.83	3.64	3.78	3.67	3.79
25.UNI promotes high ethical standards.	3.51	3.78	3.55	3.77	3.64	3.88	3.54	3.78	3.54	3.76	3.68	3.87	3.55	3.78
26.UNI faculty and staff exhibit high ethical standards.	3.69	3.85	3.55	3.65	3.68	3.93	3.62	3.72	3.59	3.75	3.71	3.94	3.63	3.79
27.UNI students exhibit high ethical standards.	3.43	3.62	3.37	3.58	3.40	3.51	3.35	3.49	3.25	3.37	3.19	3.26	3.35	3.51

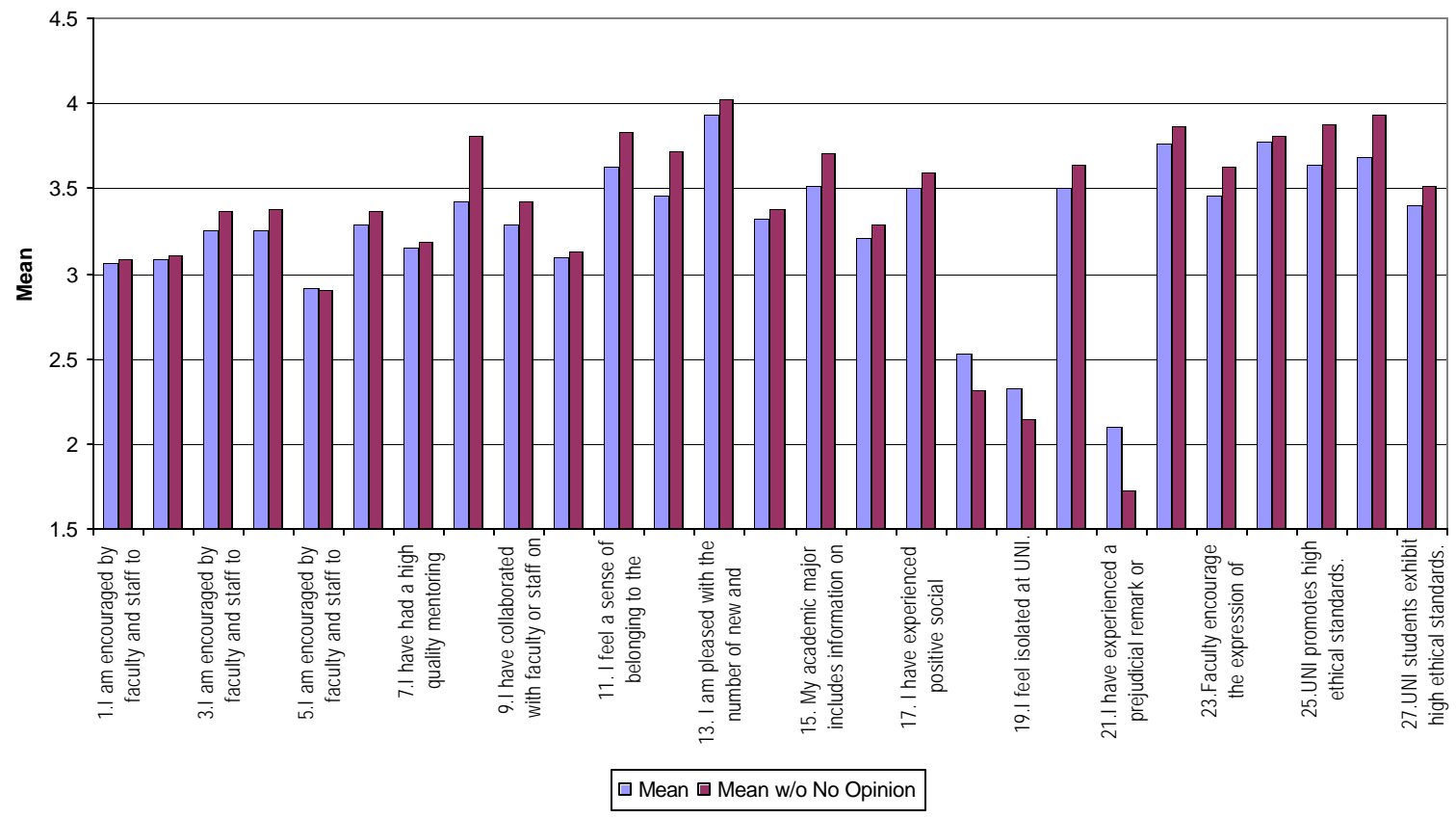
**Chart 1: College of Business
Mean Ratings**



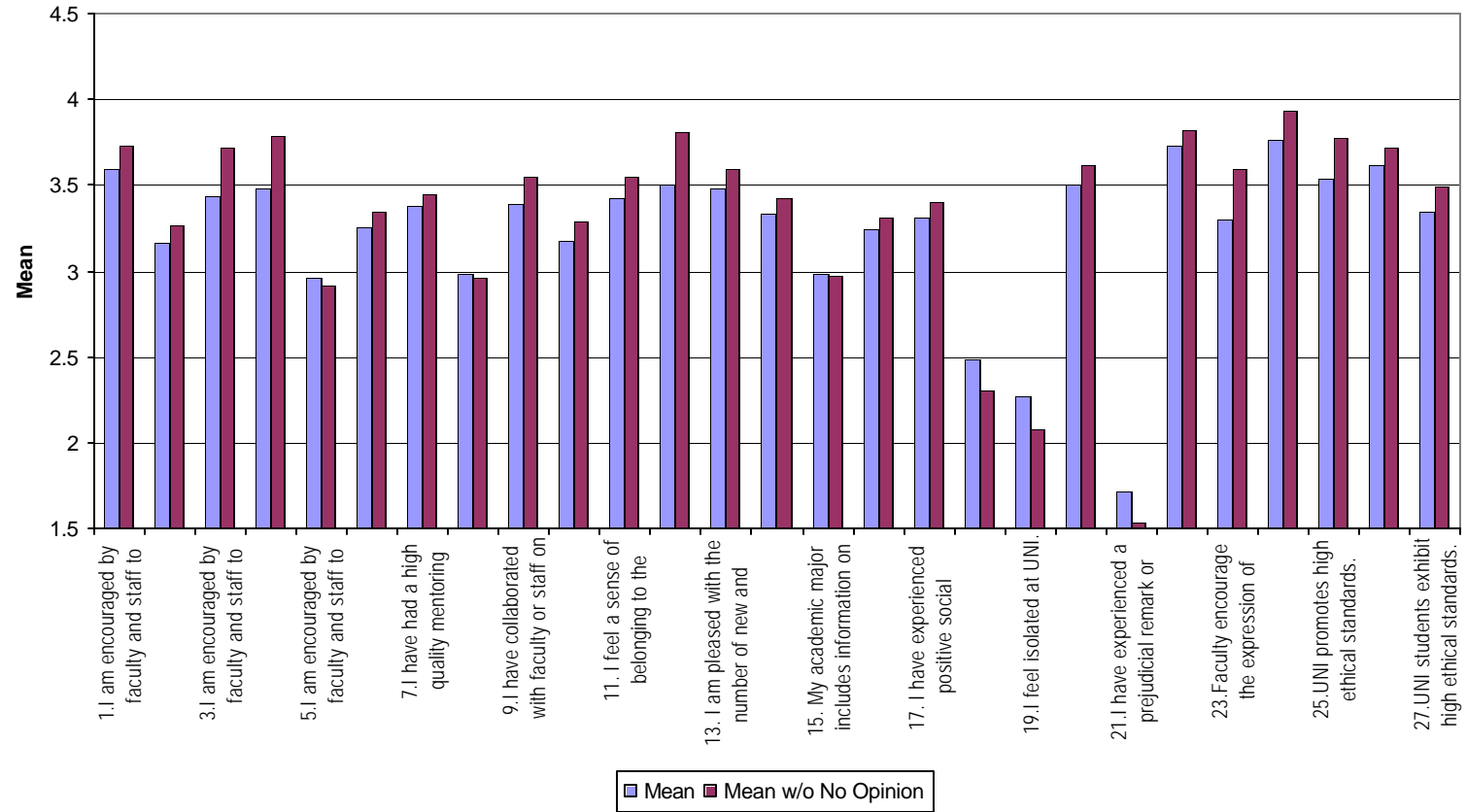
**Chart 2: College of Education
Mean Ratings**



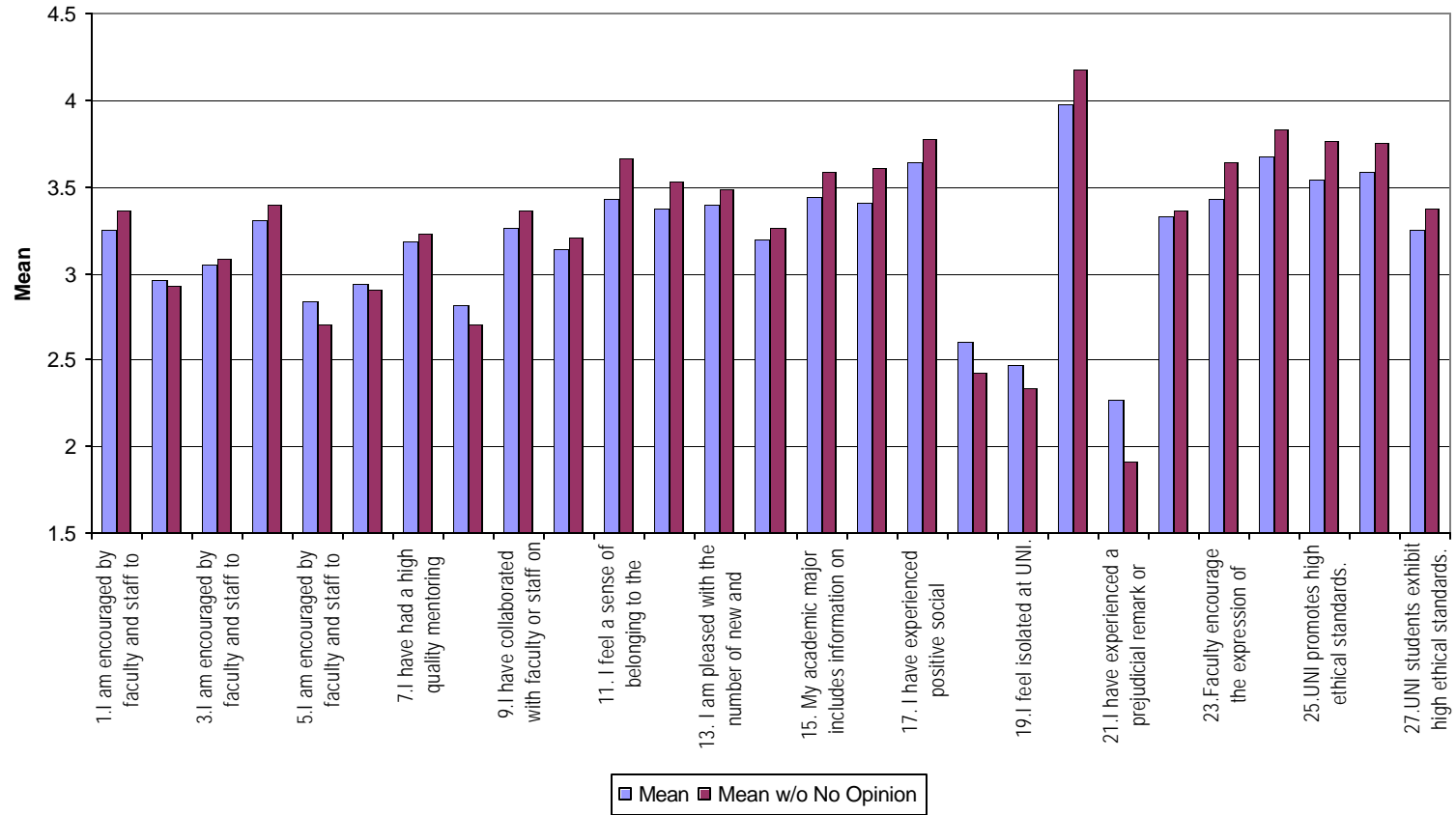
**Chart 3: College of Humanities & Fine Arts
Mean Ratings**



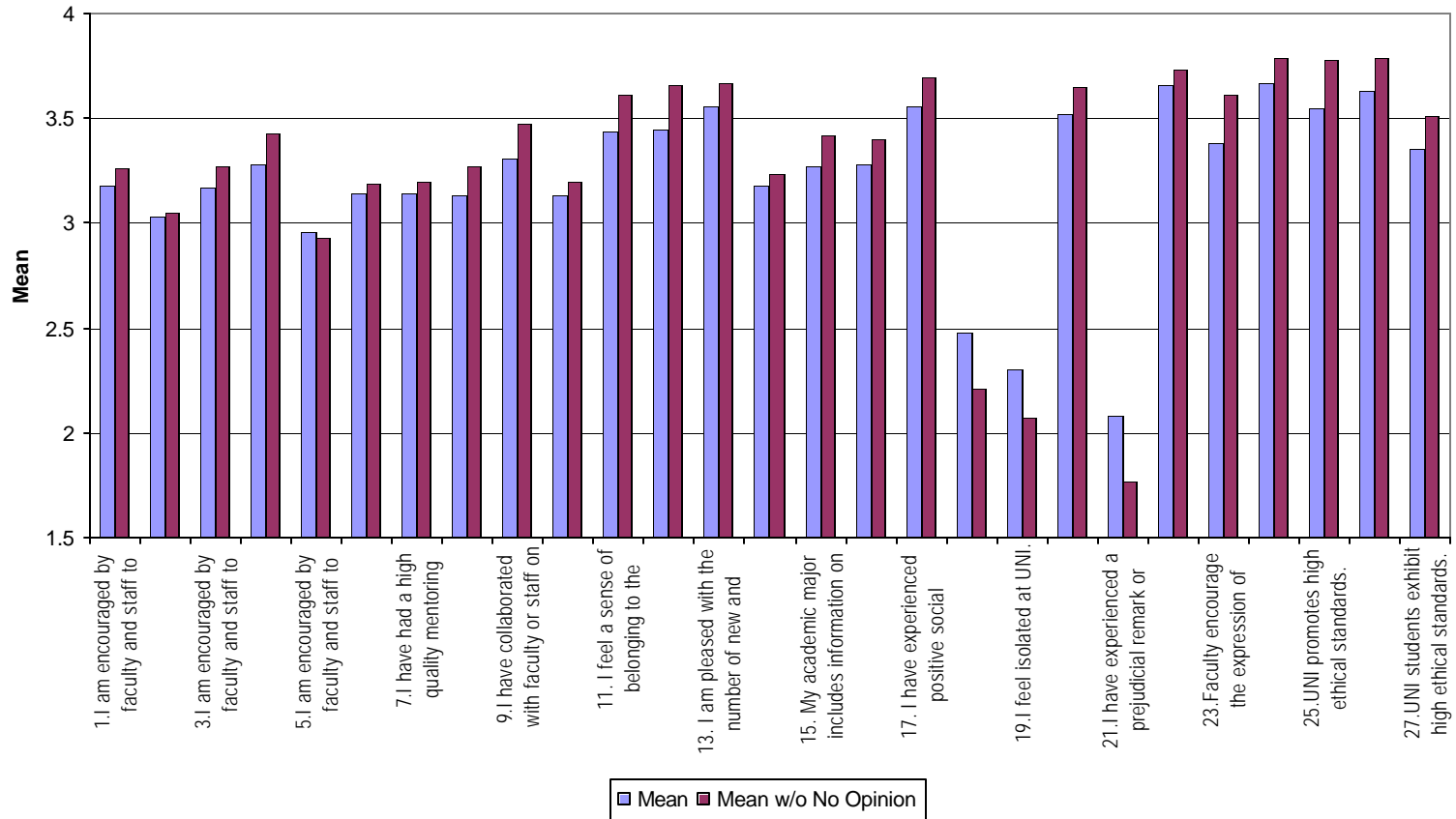
**Chart 4: College of Natural Sciences
Mean Ratings**



**Chart 5: College of Social & Behavioral Sciences
Mean Ratings**



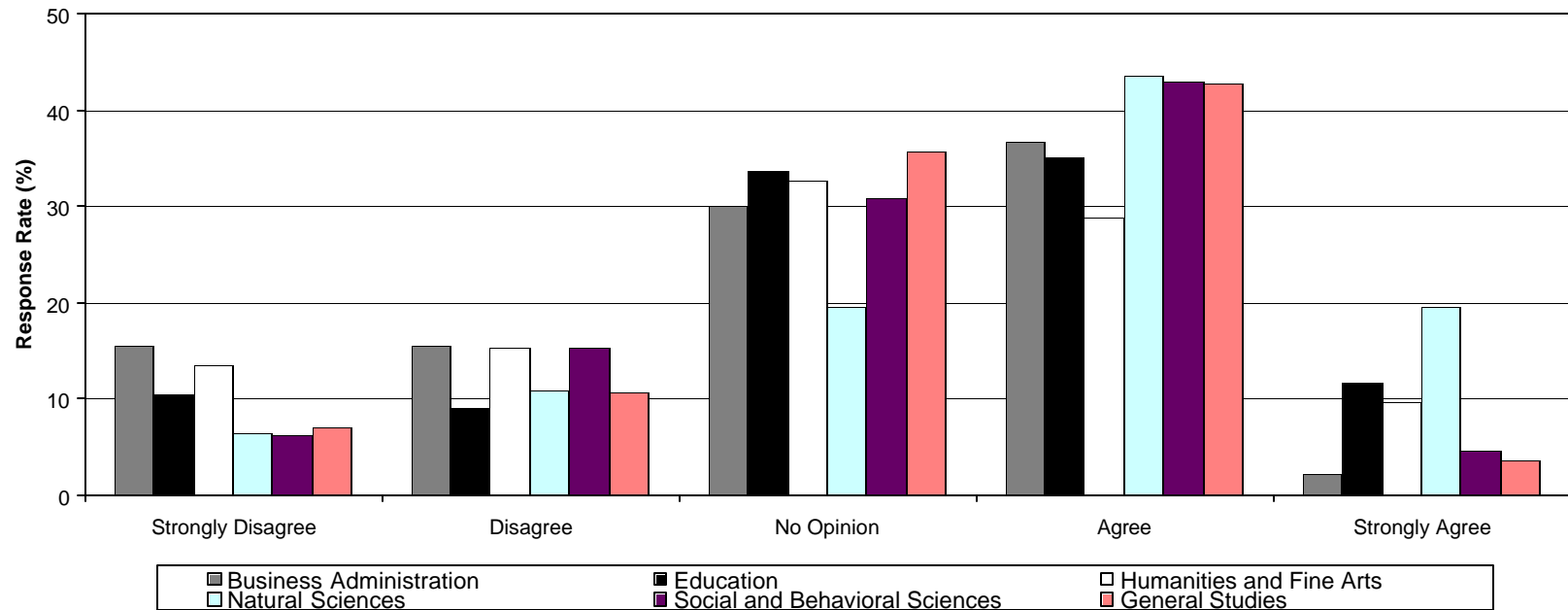
**Chart 6: University of Northern Iowa
Mean Ratings**



Summary of Responses

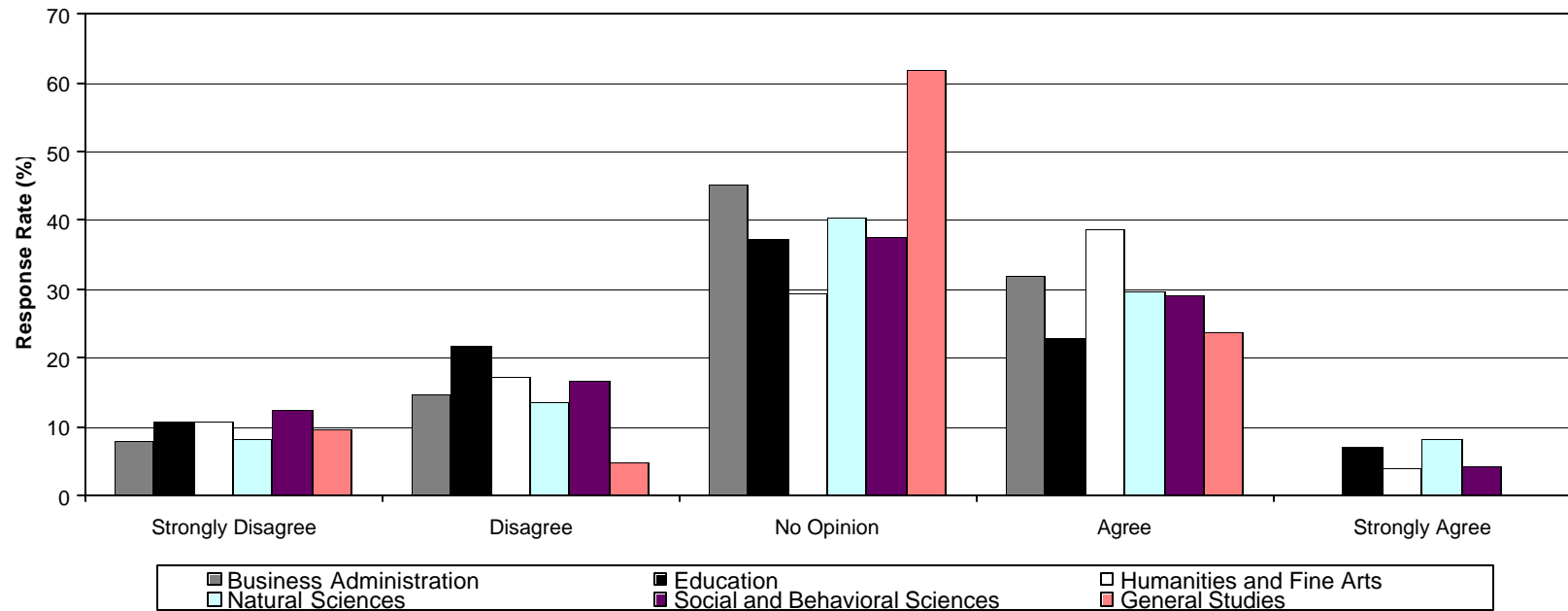
Q1. I AM ENCOURAGED BY FACULTY AND STAFF TO PARTICIPATE IN CLUBS AND ORGANIZATIONS DIRECTLY RELATED TO MY MAJOR OR PROFESSIONAL PREPARATION.

	Strongly Disagree		Disagree		No Opinion		Agree		Strongly Agree		Total	
	N	%	N	%	N	%	N	%	N	%	N	%
Business Administration	14	15.6	14	15.6	27	30	33	36.7	2	2.2	90	100
Education	8	10.4	7	9.1	26	33.8	27	35.1	9	11.7	77	100
Humanities and Fine Arts	7	13.5	8	15.4	17	32.7	15	28.8	5	9.6	52	100
Natural Sciences	3	6.5	5	10.9	9	19.6	20	43.5	9	19.6	46	100
Social and Behavioral Sciences	4	6.2	10	15.4	29	30.8	28	43.1	3	4.6	65	100
General Studies	2	7.1	3	10.7	10	35.7	12	42.9	1	3.6	28	100
Total	38	10.6	47	13.1	109	30.4	135	37.7	29	8.1	358	100



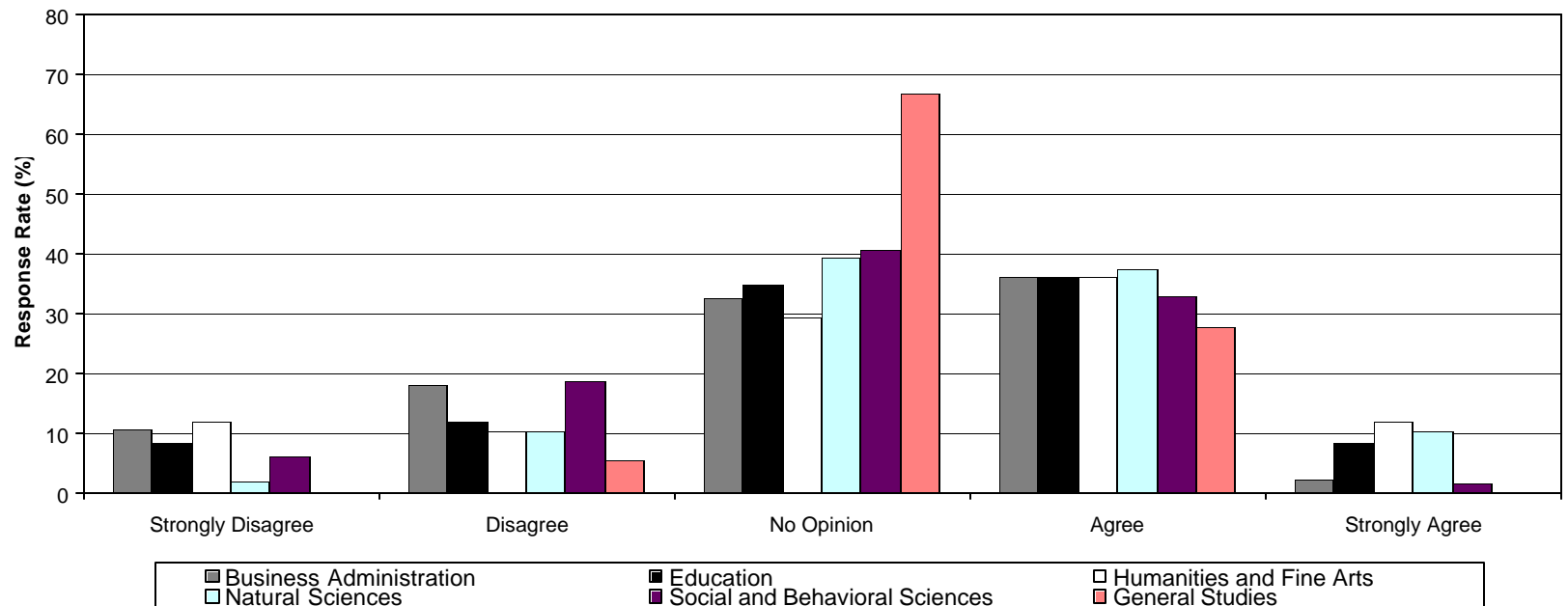
Q2. I AM ENCOURAGED BY FACULTY AND STAFF TO PARTICIPATE IN CLUBS AND ORGANIZATIONS OUTSIDE THOSE DIRECTLY RELATED TO MY MAJOR OR PROFESSIONAL PREPARATION.

	Strongly Disagree		Disagree		No Opinion		Agree		Strongly Agree		Total	
	N	%	N	%	N	%	N	%	N	%	N	%
Business Administration	6	8	11	14.7	34	45.3	24	32			75	100
Education	9	10.8	18	21.7	31	37.3	19	22.9	6	7.2	83	100
Humanities and Fine Arts	8	10.7	13	17.3	22	29.3	29	38.7	3	4	75	100
Natural Sciences	3	8.1	5	13.5	15	40.5	11	29.7	3	8.1	37	100
Social and Behavioral Sciences	6	12.5	8	16.7	18	37.5	14	29.2	2	4.2	48	100
General Studies	2	9.5	1	4.8	13	61.9	5	23.8			21	100
Total	34	10	56	16.5	133	39.2	102	30.1	14	4.1	339	100



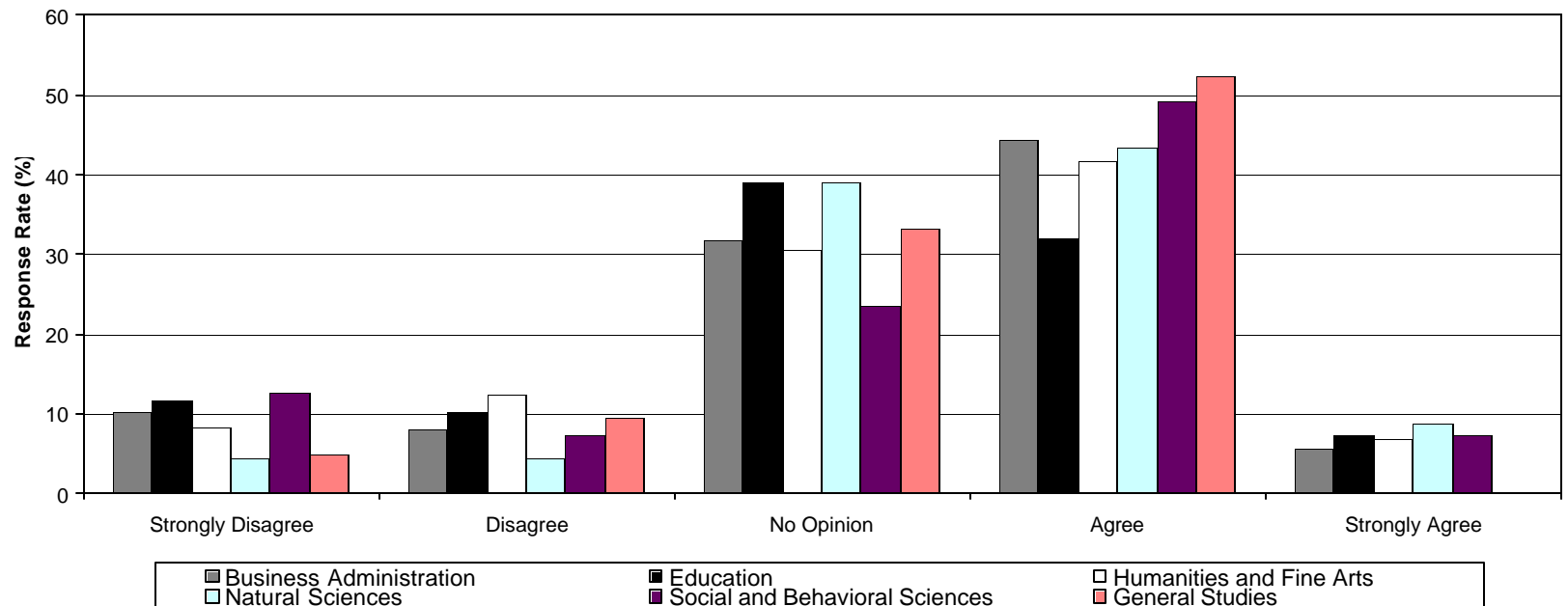
Q3. I AM ENCOURAGED BY FACULTY AND STAFF TO PARTICIPATE IN UNIVERSITY-RELATED CULTURAL ACTIVITIES (MUSIC, THEATRE, ART, LITERATURE/POETRY READINGS, ETC.)

	Strongly Disagree		Disagree		No Opinion		Agree		Strongly Agree		Total	
	N	%	N	%	N	%	N	%	N	%	N	%
Business Administration	9	10.8	15	18.1	27	32.5	30	36.1	2	2.4	83	100
Education	7	8.4	10	12	29	34.9	30	36.1	7	8.4	83	100
Humanities and Fine Arts	7	12.1	6	10.3	17	29.3	21	36.2	7	12.1	58	100
Natural Sciences	1	2.1	5	10.4	19	39.6	18	37.5	5	10.4	48	100
Social and Behavioral Sciences	4	6.3	12	18.8	26	40.6	21	32.8	1	1.6	64	100
General Studies			1	5.6	12	66.7	5	27.8			18	100
Total	28	7.9	49	13.8	130	36.7	125	35.3	22	6.2	354	100



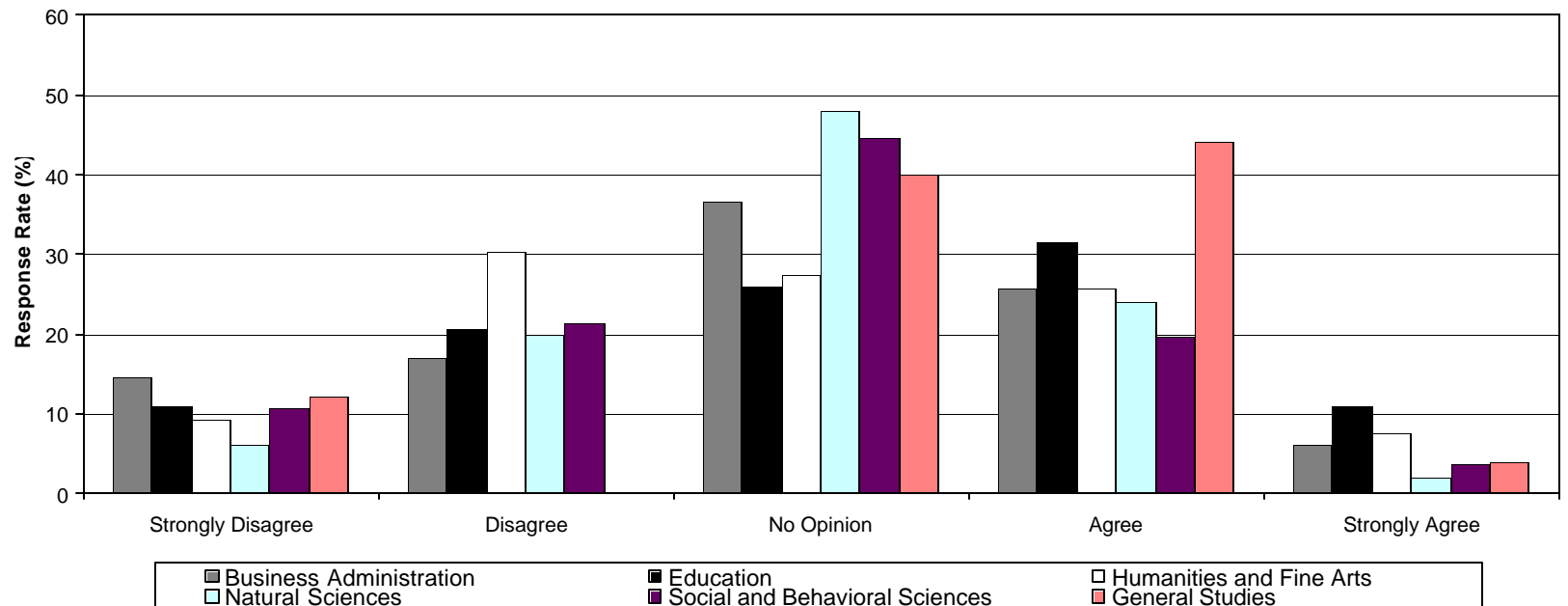
Q4. I AM ENCOURAGED BY FACULTY AND STAFF TO PARTICIPATE IN UNIVERSITY-RELATED INTELLECTUAL ACTIVITIES (MUSIC, GUEST SPEAKERS, SYMPOSIA, CONFERENCES, ETC.)

	Strongly Disagree		Disagree		No Opinion		Agree		Strongly Agree		Total	
	N	%	N	%	N	%	N	%	N	%	N	%
Business Administration	9	10.2	7	8	28	31.8	39	44.3	5	5.7	88	100
Education	8	11.6	7	10.1	27	39.1	22	31.9	5	7.2	69	100
Humanities and Fine Arts	6	8.3	9	12.5	22	30.6	30	41.7	5	6.9	72	100
Natural Sciences	2	4.3	2	4.3	18	39.1	20	43.5	4	8.7	46	100
Social and Behavioral Sciences	7	12.7	4	7.3	13	23.6	27	49.1	4	7.3	55	100
General Studies	1	4.8	2	9.5	7	33.3	11	52.4			21	100
Total	33	9.4	31	8.8	115	32.8	149	42.5	23	6.6	351	100



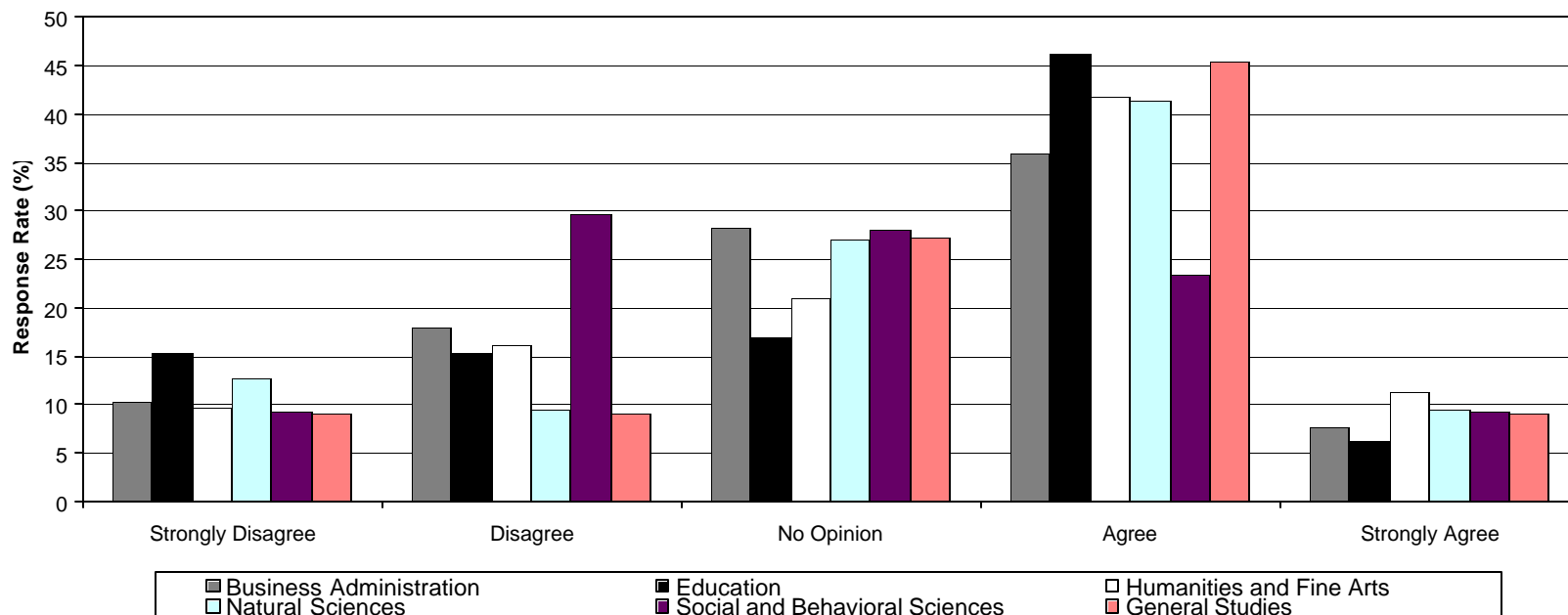
Q5. I AM ENCOURAGED BY FACULTY AND STAFF TO PARTICIPATE IN UNIVERSITY-RELATED RECREATIONAL ACTIVITIES (INTRAMURALS, WELLNESS ACTIVITIES, ETC.)

	Strongly Disagree		Disagree		No Opinion		Agree		Strongly Agree		Total	
	N	%	N	%	N	%	N	%	N	%	N	%
Business Administration	12	14.6	14	17.1	30	36.6	21	25.6	5	6.1	82	100
Education	8	11	15	20.5	19	26	23	31.5	8	11	73	100
Humanities and Fine Arts	6	9.1	20	30.3	18	27.3	17	25.8	5	7.6	66	100
Natural Sciences	3	6	10	20	24	48	12	24	1	2	50	100
Social and Behavioral Sciences	6	10.7	12	21.4	25	44.6	11	19.6	2	3.6	56	100
General Studies	3	12			10	40	11	44	1	4	25	100
Total	38	10.8	71	20.2	126	35.8	95	27	22	6.3	352	100



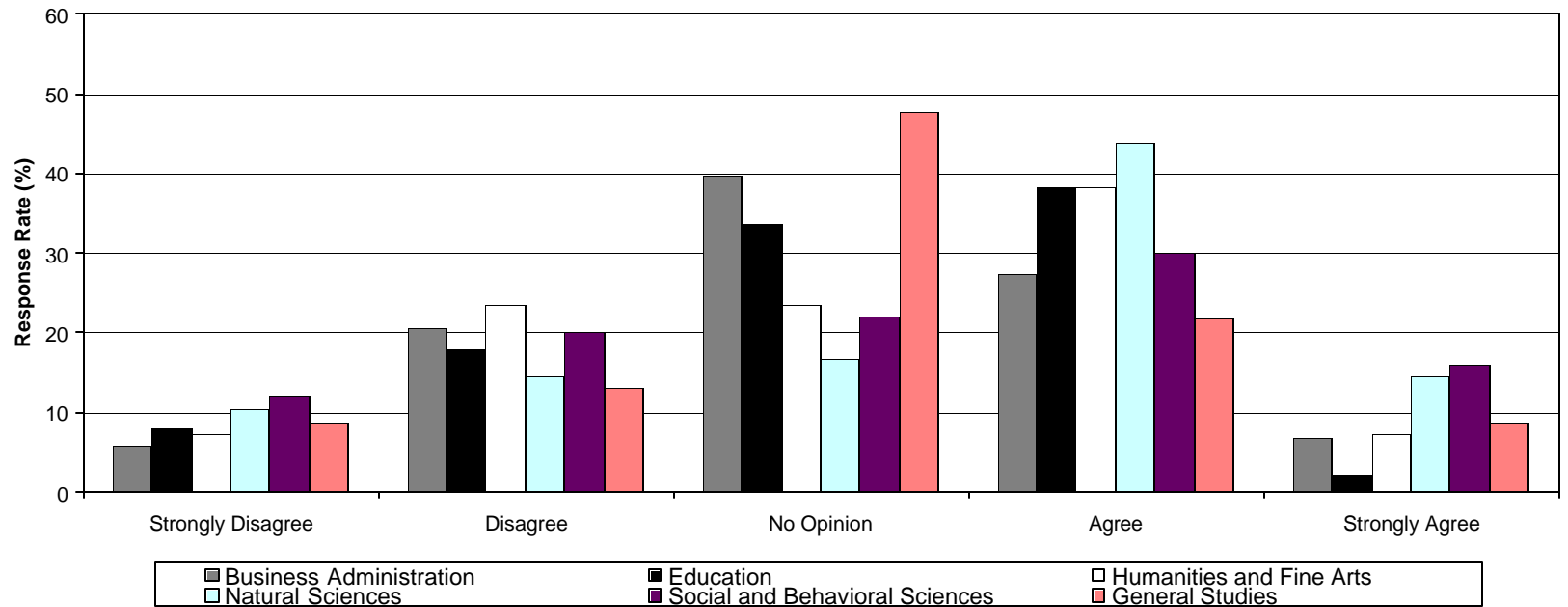
Q6. I HAVE RECEIVED HIGH QUALITY ADVISING AT UNI.

	Strongly Disagree		Disagree		No Opinion		Agree		Strongly Agree		Total	
	N	%	N	%	N	%	N	%	N	%	N	%
Business Administration	8	10.3	14	17.9	22	28.2	28	35.9	6	7.7	78	100
Education	10	15.4	10	15.4	11	16.9	30	46.2	4	6.2	65	100
Humanities and Fine Arts	6	9.7	10	16.1	13	21	26	41.9	7	11.3	62	100
Natural Sciences	8	12.7	6	9.5	17	27	26	41.3	6	9.5	63	100
Social and Behavioral Sciences	6	9.4	19	29.7	18	28.1	15	23.4	6	9.4	64	100
General Studies	2	9.1	2	9.1	6	27.3	10	45.5	2	9.1	22	100
Total	40	11.3	61	17.2	87	24.6	135	38.1	31	8.8	354	100



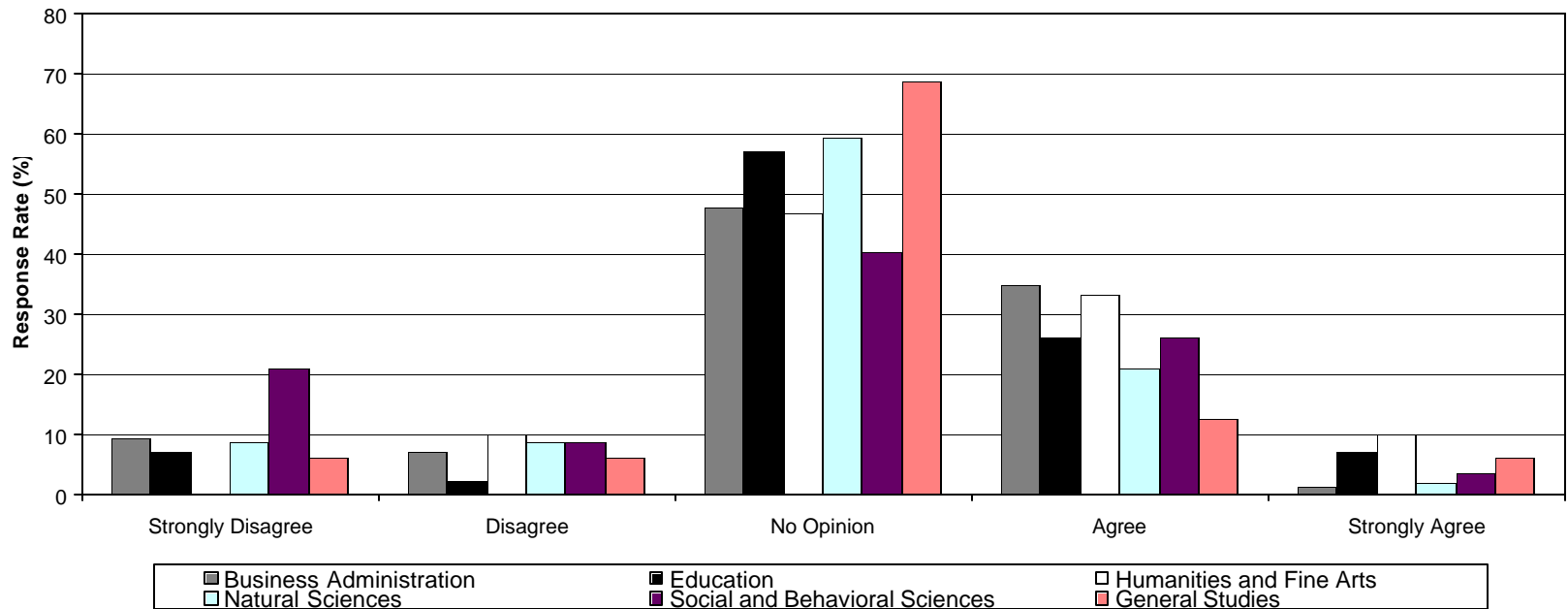
Q7. I HAVE HAD A HIGH QUALITY MENTORING RELATIONSHIP WITH A UNI FACULTY OR STAFF MEMBER.

	Strongly Disagree		Disagree		No Opinion		Agree		Strongly Agree		Total	
	N	%	N	%	N	%	N	%	N	%	N	%
Business Administration	5	5.7	18	20.5	35	39.8	24	27.3	6	6.8	88	100
Education	7	7.9	16	18	30	33.7	34	38.2	2	2.2	89	100
Humanities and Fine Arts	4	7.3	13	23.6	13	23.6	21	38.2	4	7.3	55	100
Natural Sciences	5	10.4	7	14.6	8	16.7	21	43.8	7	14.6	48	100
Social and Behavioral Sciences	6	12	10	20	11	22	15	30	8	16	50	100
General Studies	2	8.7	3	13	11	47.8	5	21.7	2	8.7	23	100
Total	29	8.2	67	19	108	30.6	120	34	29	8.2	353	100



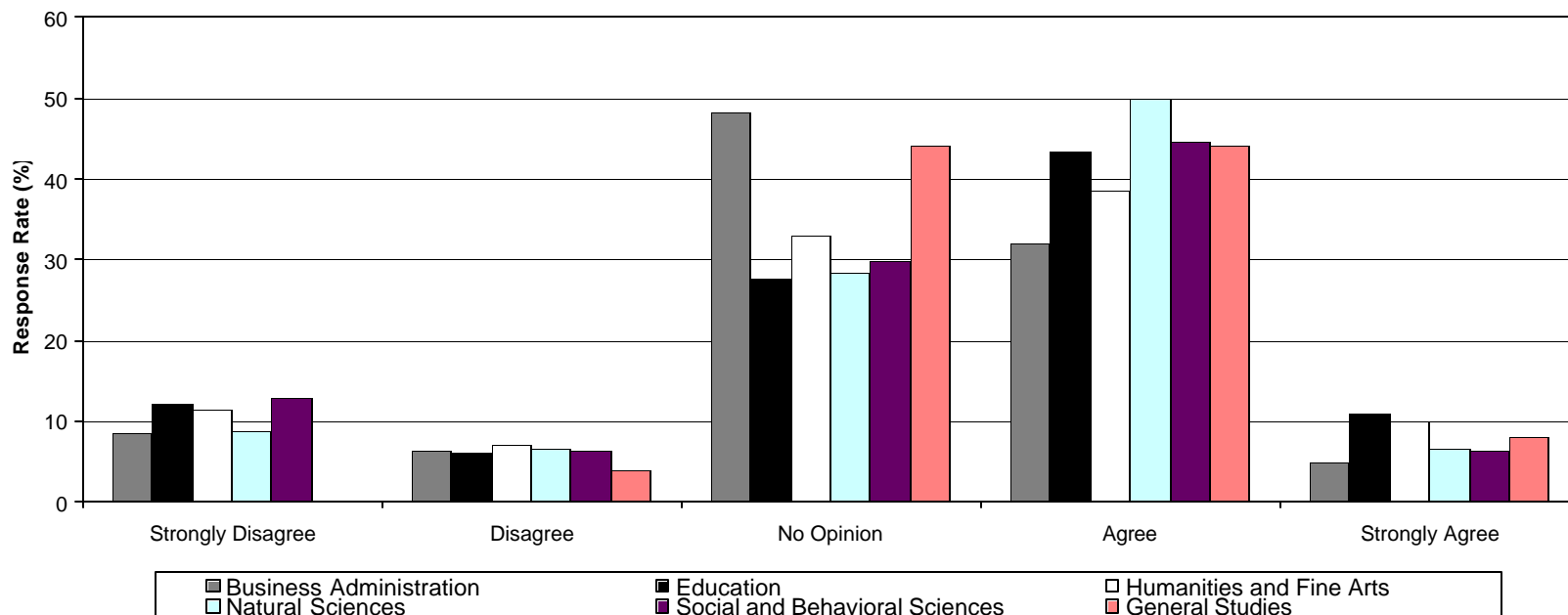
Q8. FACULTY AND STAFF PARTICIPATE IN ACTIVITIES SPONSORED BY STUDENTS, CLUBS, AND ORGANIZATIONS.

	Strongly Disagree		Disagree		No Opinion		Agree		Strongly Agree		Total	
	N	%	N	%	N	%	N	%	N	%	N	%
Business Administration	8	9.3	6	7	41	47.7	30	34.9	1	1.2	86	100
Education	6	7.1	2	2.4	48	57.1	22	26.2	6	7.1	84	100
Humanities and Fine Arts			6	10	28	46.7	20	33.3	6	10	60	100
Natural Sciences	5	8.8	5	8.8	34	59.6	12	21.1	1	1.8	57	100
Social and Behavioral Sciences	12	21.1	5	8.8	23	40.4	15	26.3	2	3.5	57	100
General Studies	1	6.3	1	6.3	11	68.8	2	12.5	1	6.3	16	100
Total	32	8.9	25	6.9	185	51.4	101	28.1	17	4.7	360	100



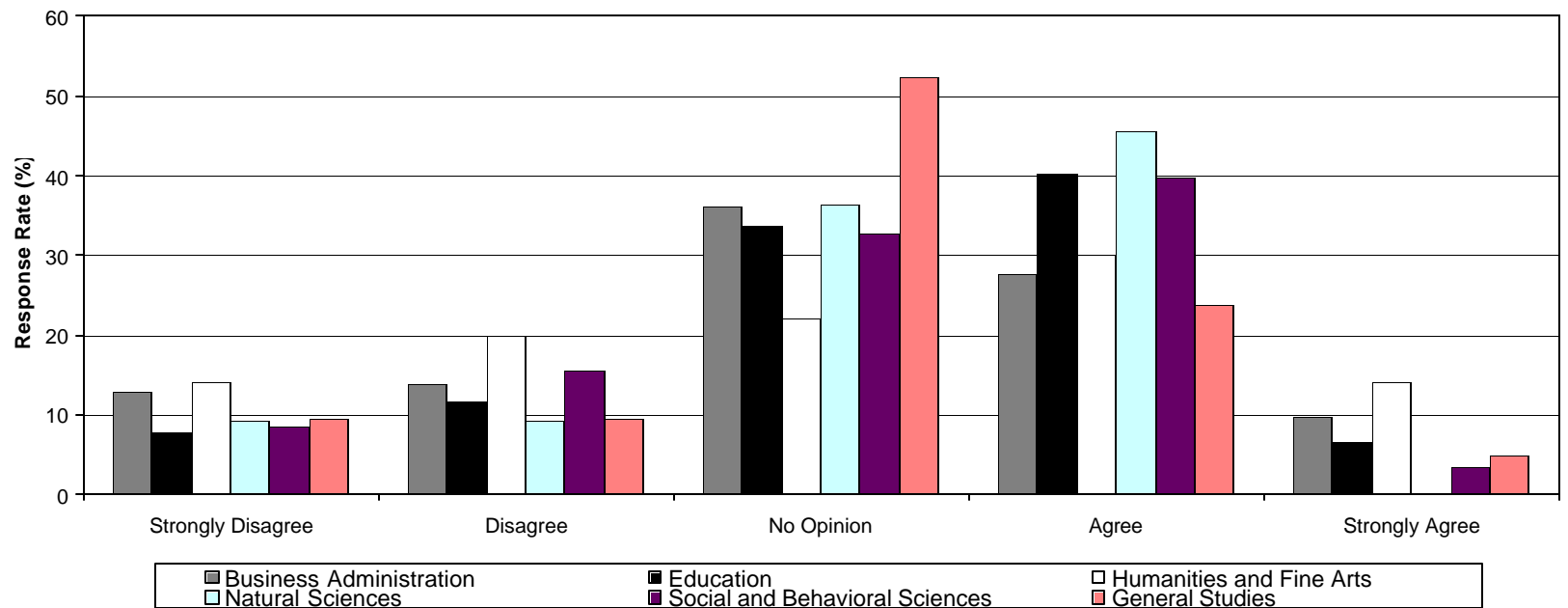
Q9. I HAVE COLLABORATED WITH FACULTY OR STAFF ON ACADEMIC OR EXTRACURRICULAR ACTIVITIES.

	Strongly Disagree		Disagree		No Opinion		Agree		Strongly Agree		Total	
	N	%	N	%	N	%	N	%	N	%	N	%
Business Administration	7	8.6	5	6.2	39	48.1	26	32.1	4	4.9	81	100
Education	10	12	5	6	23	27.7	36	43.4	9	10.8	83	100
Humanities and Fine Arts	8	11.4	5	7.1	23	32.9	27	38.6	7	10	70	100
Natural Sciences	4	8.7	3	6.5	13	28.3	23	50	3	6.5	46	100
Social and Behavioral Sciences	6	12.8	3	6.4	14	29.8	21	44.7	3	6.4	47	100
General Studies	0	0	1	4	11	44	11	44	2	8	25	100
Total	35	9.9	22	6.3	123	34.9	144	40.9	28	8	352	100



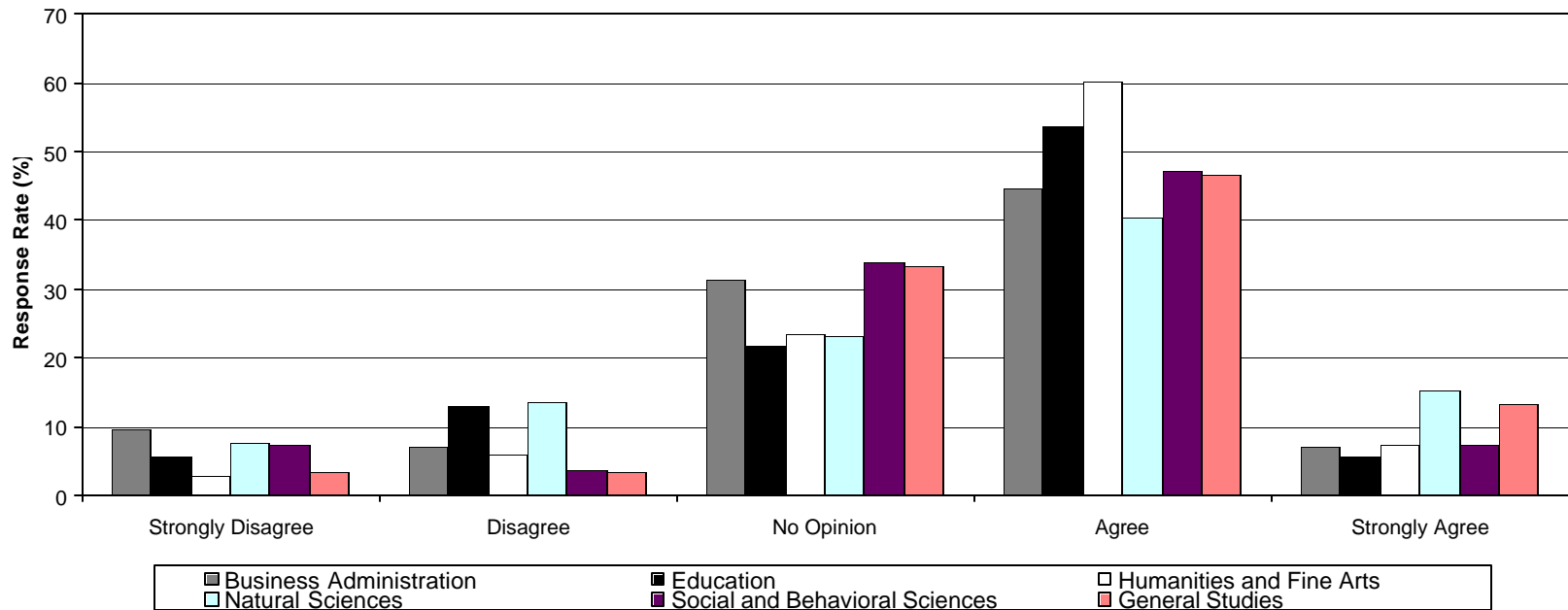
Q10. I HAVE BEEN ENCOURAGED TO COLLABORATE WITH FACULTY OR STAFF ON ACADEMIC OR EXTRACURRICULAR ACTIVITIES.

	Strongly Disagree		Disagree		No Opinion		Agree		Strongly Agree		Total	
	N	%	N	%	N	%	N	%	N	%	N	%
Business Administration	12	12.8	13	13.8	34	36.2	26	27.7	9	9.6	94	100
Education	6	7.8	9	11.7	26	33.8	31	40.3	5	6.5	77	100
Humanities and Fine Arts	7	14	10	20	11	22	15	30	7	14	50	100
Natural Sciences	4	9.1	4	9.1	16	36.4	20	45.5			44	100
Social and Behavioral Sciences	5	8.6	9	15.5	19	32.8	23	39.7	2	3.4	58	100
General Studies	2	9.5	2	9.5	11	52.4	5	23.8	1	4.8	21	100
Total	36	10.5	47	13.7	117	34	120	34.9	24	7	344	100



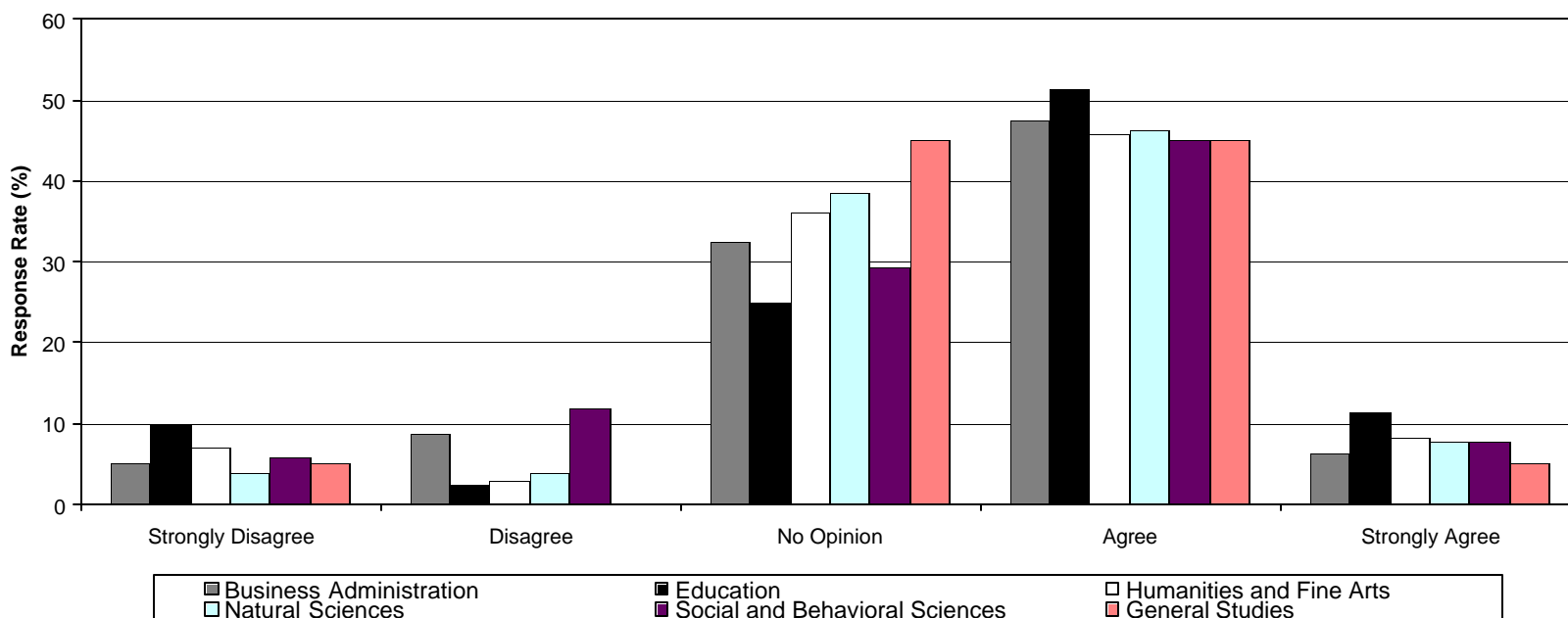
Q11. I FEEL A SENSE OF BELONGING TO THE UNIVERSITY COMMUNITY.

	Strongly Disagree		Disagree		No Opinion		Agree		Strongly Agree		Total	
	N	%	N	%	N	%	N	%	N	%	N	%
Business Administration	8	9.6	6	7.2	26	31.3	37	44.6	6	7.2	83	100
Education	4	5.8	9	13	15	21.7	37	53.6	4	5.8	69	100
Humanities and Fine Arts	2	2.9	4	5.9	16	23.5	41	60.3	5	7.4	68	100
Natural Sciences	4	7.7	7	13.5	12	23.1	21	40.4	8	15.4	52	100
Social and Behavioral Sciences	4	7.5	2	3.8	18	34	25	47.2	4	7.5	53	100
General Studies	1	3.3	1	3.3	10	33.3	14	46.7	4	13.3	30	100
Total	23	6.5	29	8.2	97	27.3	175	49.3	31	8.7	355	100



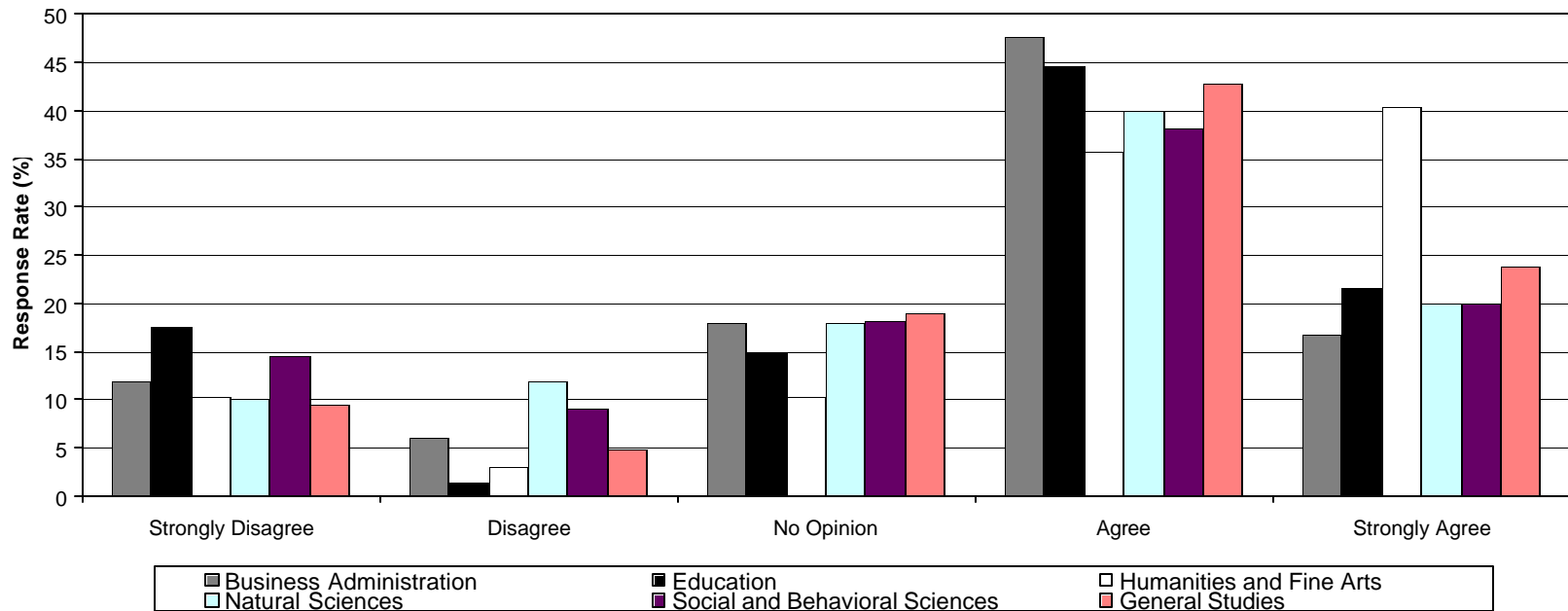
Q12. I FEEL VALUED AS A MEMBER OF THE UNI COMMUNITY.

	Strongly Disagree		Disagree		No Opinion		Agree		Strongly Agree		Total	
	N	%	N	%	N	%	N	%	N	%	N	%
Business Administration	4	5	7	8.8	26	32.5	38	47.5	5	6.3	80	100
Education	8	10	2	2.5	20	25	41	51.3	9	11.3	80	100
Humanities and Fine Arts	5	6.9	2	2.8	26	36.1	33	45.8	6	8.3	72	100
Natural Sciences	2	3.8	2	3.8	20	38.5	24	46.2	4	7.7	52	100
Social and Behavioral Sciences	3	5.9	6	11.8	15	29.4	23	45.1	4	7.8	51	100
General Studies	1	5			9	45	9	45	1	5	20	100
Total	23	6.5	19	5.4	116	32.7	168	47.3	29	8.2	355	100



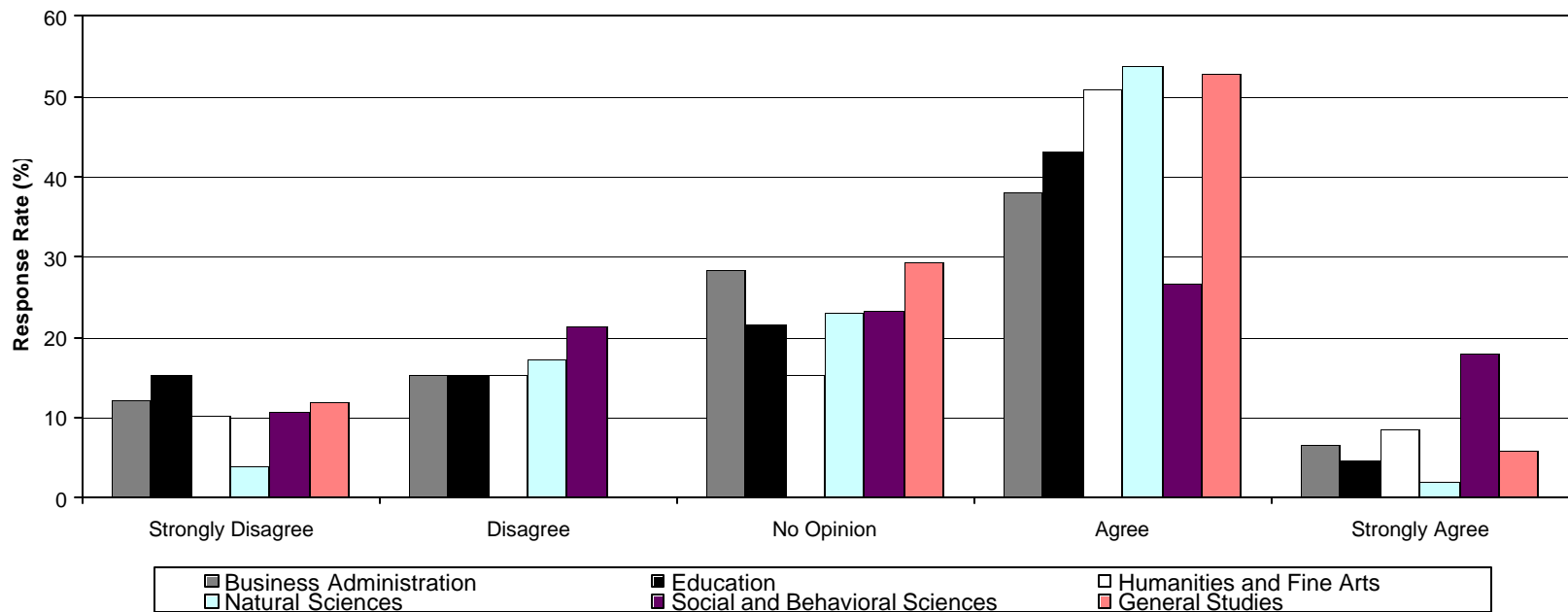
Q13. I AM PLEASED WITH THE NUMBER OF NEW AND CLOSE FRIENDSHIPS I HAVE DEVELOPED AT UNI.

	Strongly Disagree		Disagree		No Opinion		Agree		Strongly Agree		Total	
	N	%	N	%	N	%	N	%	N	%	N	%
Business Administration	10	11.9	5	6	15	17.9	40	47.6	14	16.7	84	100
Education	13	17.6	1	1.4	11	14.9	33	44.6	16	21.6	74	100
Humanities and Fine Arts	7	10.4	2	3	7	10.4	24	35.8	27	40.3	67	100
Natural Sciences	5	10	6	12	9	18	20	40	10	20	50	100
Social and Behavioral Sciences	8	14.5	5	9.1	10	18.2	21	38.2	11	20	55	100
General Studies	2	9.5	1	4.8	4	19	9	42.9	5	23.8	21	100
Total	45	12.8	20	5.7	56	16	147	41.9	83	23.6	351	100



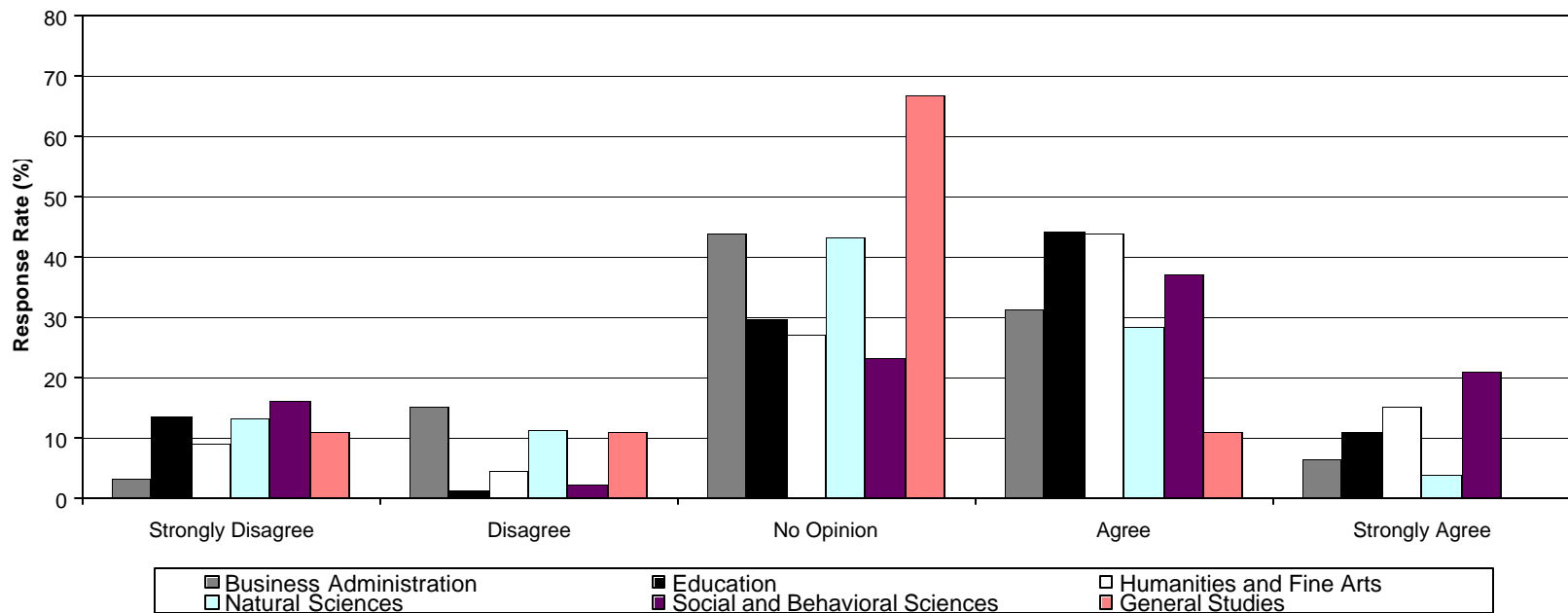
Q14. I HAVE HAD OPPORTUNITIES THROUGH UNI TO COMMUNICATE WITH PEOPLE FROM OTHER CULTURES.

	Strongly Disagree		Disagree		No Opinion		Agree		Strongly Agree		Total	
	N	%	N	%	N	%	N	%	N	%	N	%
Business Administration	11	12	14	15.2	26	28.3	35	38	6	6.5	92	100
Education	10	15.4	10	15.4	14	21.5	28	43.1	3	4.6	65	100
Humanities and Fine Arts	6	10.2	9	15.3	9	15.3	30	50.8	5	8.5	59	100
Natural Sciences	2	3.8	9	17.3	12	23.1	28	53.8	1	1.9	52	100
Social and Behavioral Sciences	6	10.7	12	21.4	13	23.2	15	26.8	10	17.9	56	100
General Studies	2	11.8			5	29.4	9	52.9	1	5.9	17	100
Total	37	10.9	54	15.8	79	23.2	145	42.5	26	7.6	341	100



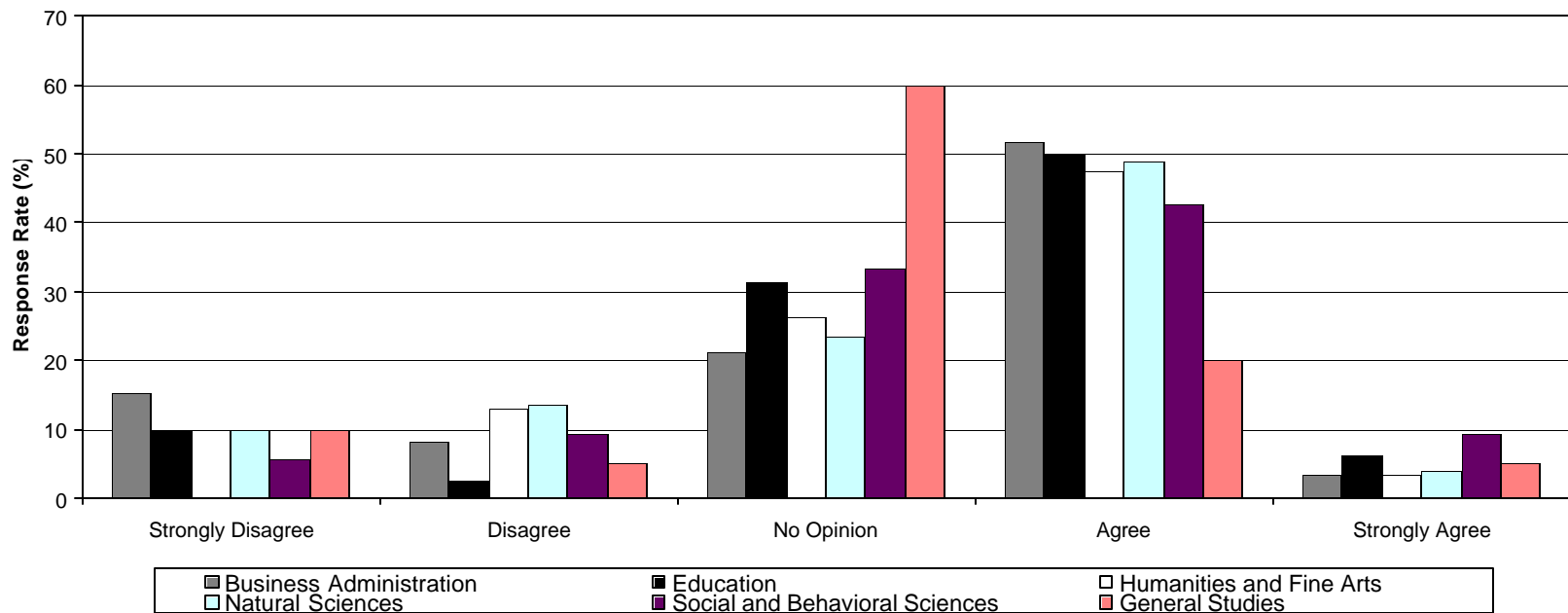
Q15. MY ACADEMIC MAJOR INCLUDES INFORMATION ON MULTIPLE CULTURES AND POINTS OF VIEW.

	Strongly Disagree		Disagree		No Opinion		Agree		Strongly Agree		Total	
	N	%	N	%	N	%	N	%	N	%	N	%
Business Administration	3	3.2	14	15.1	41	44.1	29	31.2	6	6.5	93	100
Education	11	13.6	1	1.2	24	29.6	36	44.4	9	11.1	81	100
Humanities and Fine Arts	6	9.1	3	4.5	18	27.3	29	43.9	10	15.2	66	100
Natural Sciences	7	13.2	6	11.3	23	43.4	15	28.3	2	3.8	53	100
Social and Behavioral Sciences	7	16.3	1	2.3	10	23.3	16	37.2	9	20.9	43	100
General Studies	2	11.1	2	11.1	12	66.7	2	11.1			18	100
Total	36	10.2	27	7.6	128	36.2	127	35.9	36	10.2	354	100



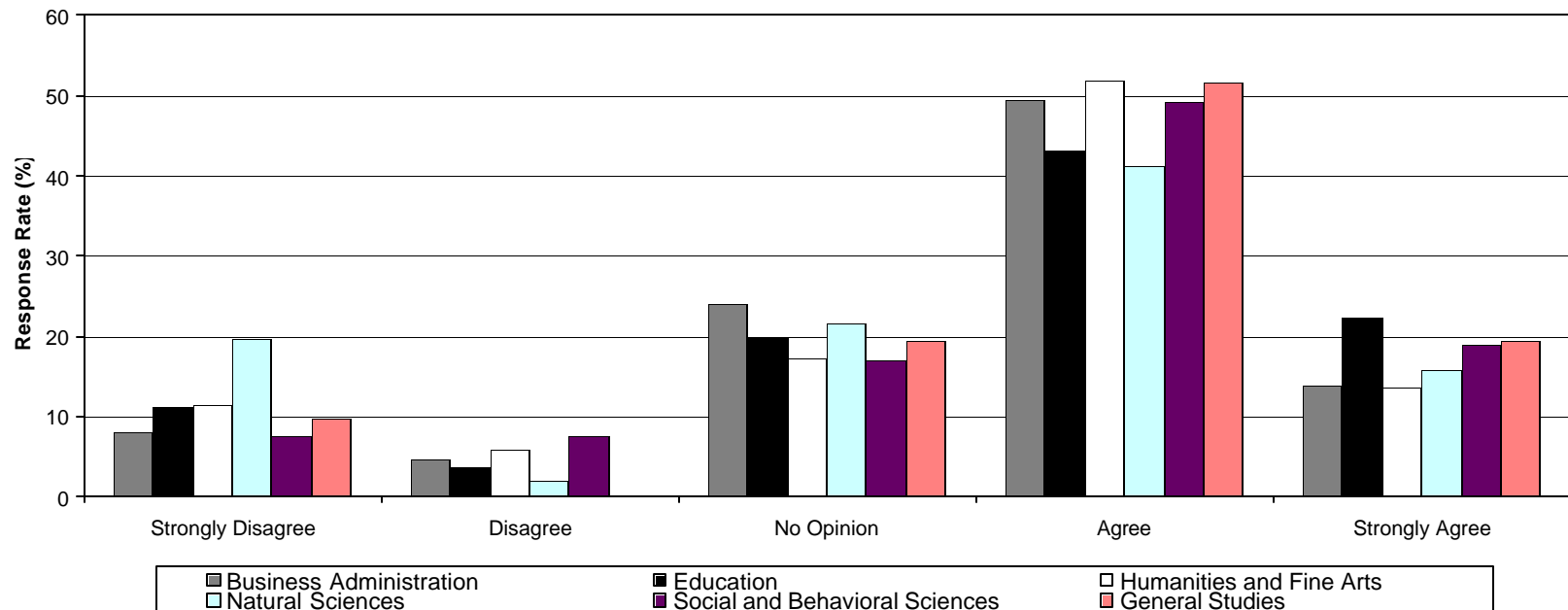
Q16. UNI IS EFFECTIVELY PREPARING ME TO BE A CONTRIBUTING MEMBER OF A MULTICULTURAL/MULTINATIONAL WORLD.

	Strongly Disagree		Disagree		No Opinion		Agree		Strongly Agree		Total	
	N	%	N	%	N	%	N	%	N	%	N	%
Business Administration	13	15.3	7	8.2	18	21.2	44	51.8	3	3.5	85	100
Education	8	10	2	2.5	25	31.3	40	50	5	6.3	80	100
Humanities and Fine Arts	6	9.8	8	13.1	16	26.2	29	47.5	2	3.3	61	100
Natural Sciences	5	9.8	7	13.7	12	23.5	25	49	2	3.9	51	100
Social and Behavioral Sciences	3	5.6	5	9.3	18	33.3	23	42.6	5	9.3	54	100
General Studies	2	10	1	5	12	60	4	20	1	5	20	100
Total	37	10.5	30	8.5	101	28.8	165	47	18	5.1	351	100



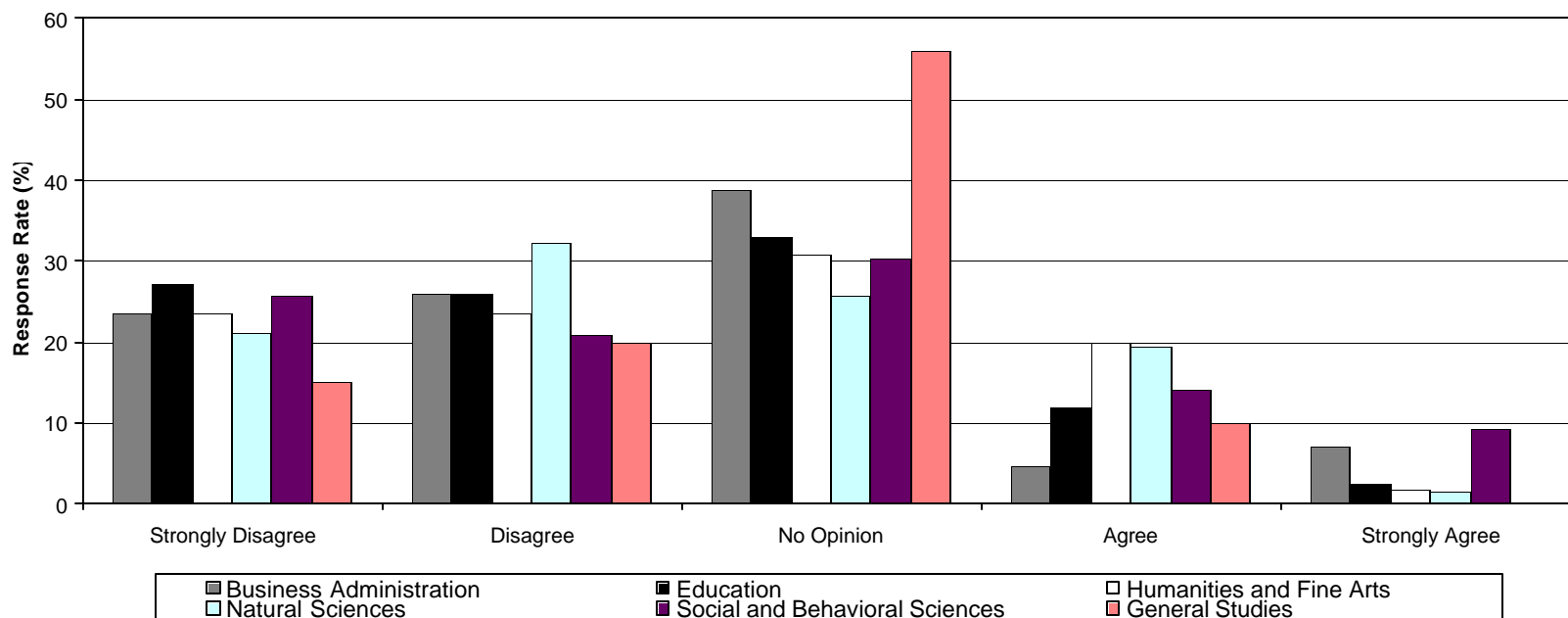
Q17. I HAVE EXPERIENCED POSITIVE SOCIAL INTERACTIONS WITH STUDENTS WHO HAVE DIFFERENT BACKGROUNDS OR BELIEFS THAN MY OWN.

	Strongly Disagree		Disagree		No Opinion		Agree		Strongly Agree		Total	
	N	%	N	%	N	%	N	%	N	%	N	%
Business Administration	7	8	4	4.6	21	24.1	43	49.4	12	13.8	87	100
Education	9	11.1	3	3.7	16	19.8	35	43.2	18	22.2	81	100
Humanities and Fine Arts	6	11.5	3	5.8	9	17.3	27	51.9	7	13.5	52	100
Natural Sciences	10	19.6	1	2	11	21.6	21	41.2	8	15.7	51	100
Social and Behavioral Sciences	4	7.5	4	7.5	9	17	26	49.1	10	18.9	53	100
General Studies	3	9.7			6	19.4	16	51.6	6	19.4	31	100
Total	39	11	15	4.2	72	20.3	168	47.3	61	17.2	355	100



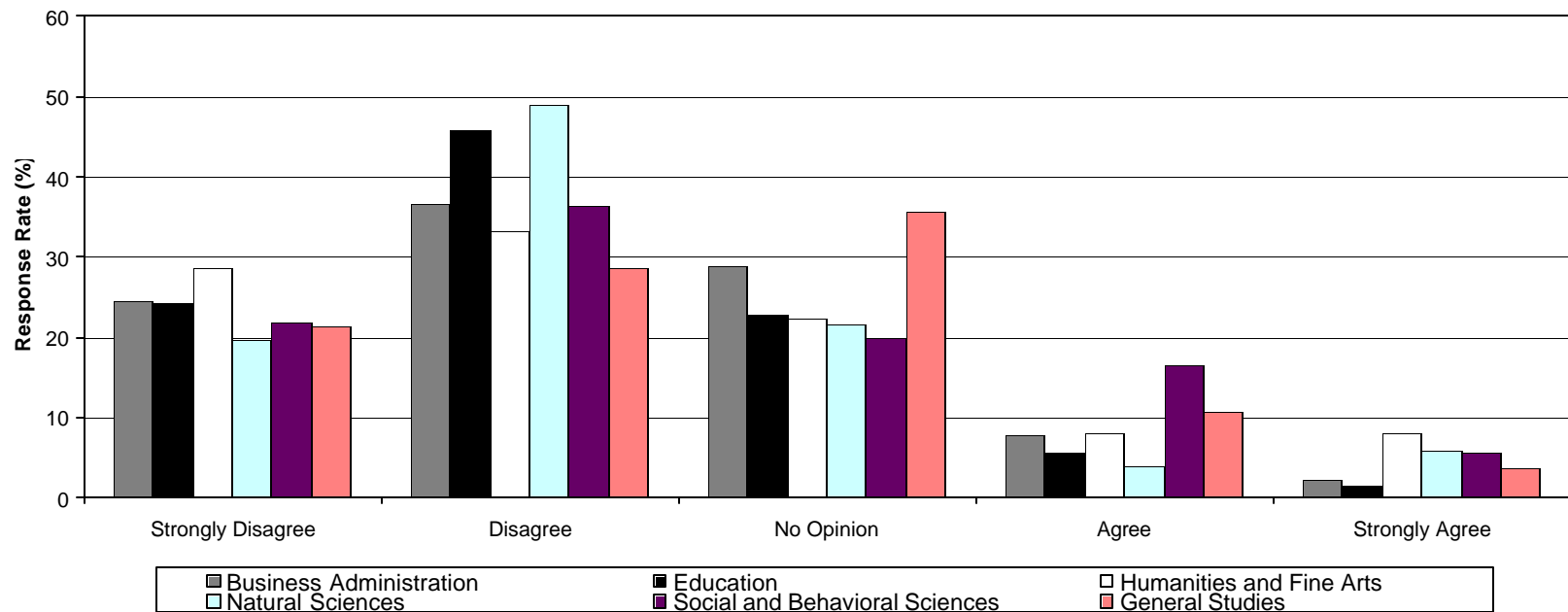
Q18. I HAVE OBSERVED PREJUDICIAL REMARKS OR BEHAVIORS DIRECTED TOWARD STUDENTS BASED ON RACE, ETHNICITY, SEX, AGE, SEXUAL ORIENTATION, PHYSICAL DISABILITY, RELIGIOUS BELIEFS, OR SOCIOECONOMIC STATUS.

	Strongly Disagree		Disagree		No Opinion		Agree		Strongly Agree		Total	
	N	%	N	%	N	%	N	%	N	%	N	%
Business Administration	20	23.5	22	25.9	33	38.8	4	4.7	6	7.1	85	100
Education	23	27.1	22	25.9	28	32.9	10	11.8	2	2.4	85	100
Humanities and Fine Arts	13	23.6	13	23.6	17	30.9	11	20	1	1.8	55	100
Natural Sciences	13	21	20	32.3	16	25.8	12	19.4	1	1.6	62	100
Social and Behavioral Sciences	11	25.6	9	20.9	13	30.2	6	14	4	9.3	43	100
General Studies	3	15	4	20	11	55	2	10			20	100
Total	83	23.7	90	25.7	118	33.7	45	12.9	14	4	350	100



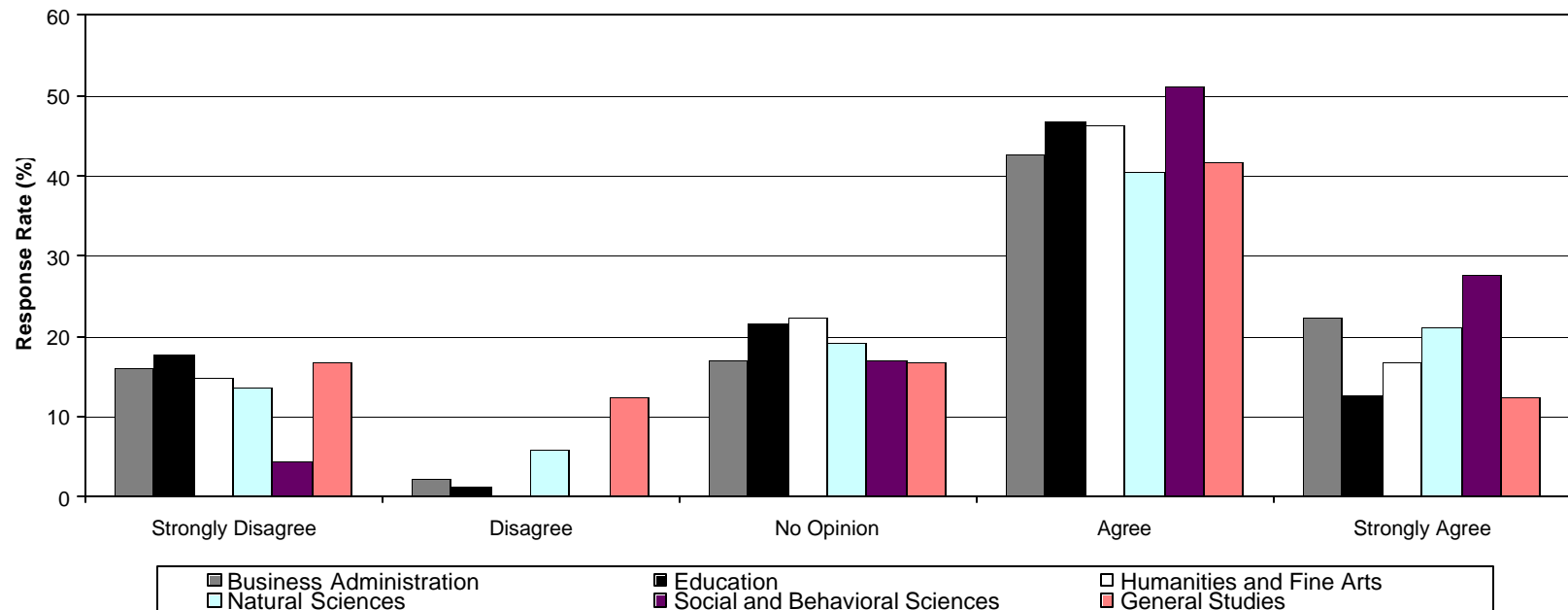
Q19. I FEEL ISOLATED AT UNI.

	Strongly Disagree		Disagree		No Opinion		Agree		Strongly Agree		Total	
	N	%	N	%	N	%	N	%	N	%	N	%
Business Administration	22	24.4	33	36.7	26	28.9	7	7.8	2	2.2	90	100
Education	17	24.3	32	45.7	16	22.9	4	5.7	1	1.4	70	100
Humanities and Fine Arts	18	28.6	21	33.3	14	22.2	5	7.9	5	7.9	63	100
Natural Sciences	10	19.6	25	49	11	21.6	2	3.9	3	5.9	51	100
Social and Behavioral Sciences	12	21.8	20	36.4	11	20	9	16.4	3	5.5	55	100
General Studies	6	21.4	8	28.6	10	35.7	3	10.7	1	3.6	28	100
Total	85	23.8	139	38.9	88	24.6	30	8.4	15	4.2	357	100



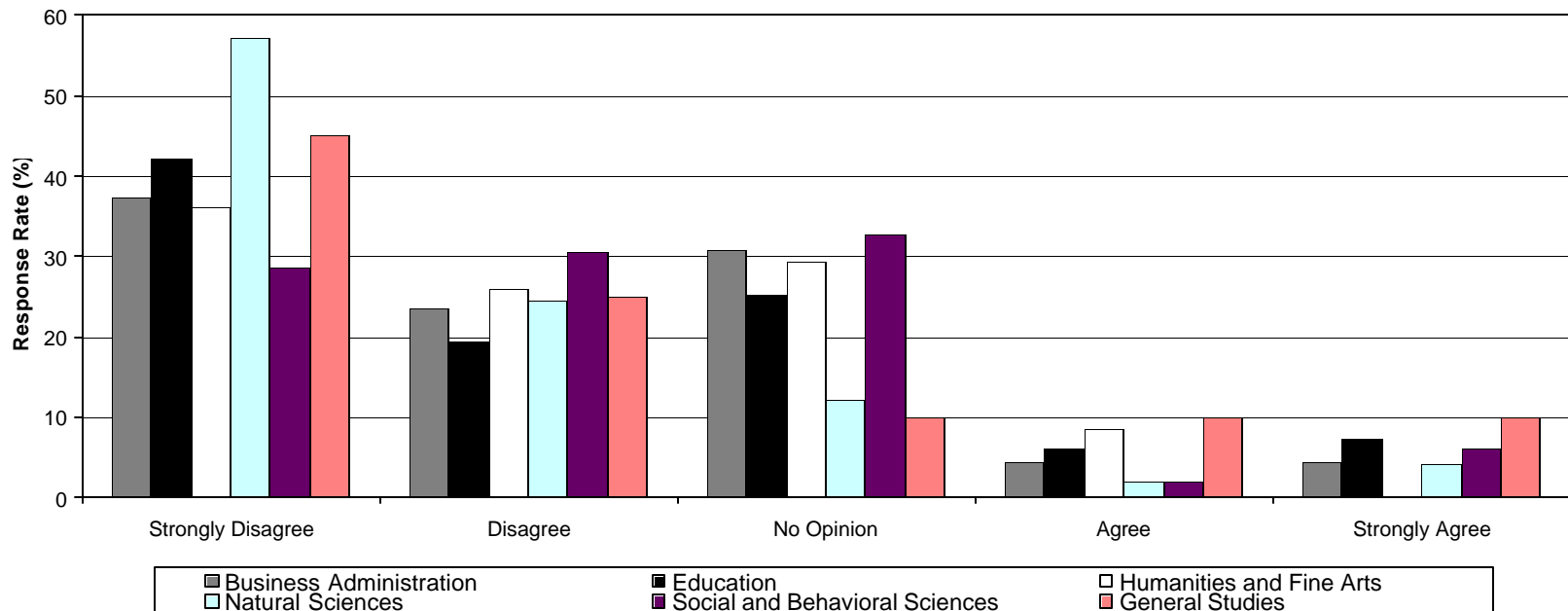
Q20. UNI VALUES ALL ITS MEMBERS REGARDLESS OF RACE, ETHNICITY, SEX, AGE, SEXUAL ORIENTATION, RELIGIOUS BELIEFS, PHYSICAL DISABILITY, OR SOCIOECONOMIC STATUS.

	Strongly Disagree		Disagree		No Opinion		Agree		Strongly Agree		Total	
	N	%	N	%	N	%	N	%	N	%	N	%
Business Administration	15	16	2	2.1	16	17	40	42.6	21	22.3	94	100
Education	14	17.7	1	1.3	17	21.5	37	46.8	10	12.7	79	100
Humanities and Fine Arts	8	14.8			12	22.2	25	46.3	9	16.7	54	100
Natural Sciences	7	13.5	3	5.8	10	19.2	21	40.4	11	21.2	52	100
Social and Behavioral Sciences	2	4.3			8	17	24	51.1	13	27.7	47	100
General Studies	4	16.7	3	12.5	4	16.7	10	41.7	3	12.5	24	100
Total	50	14.3	9	2.6	67	19.1	157	44.9	67	19.1	350	100



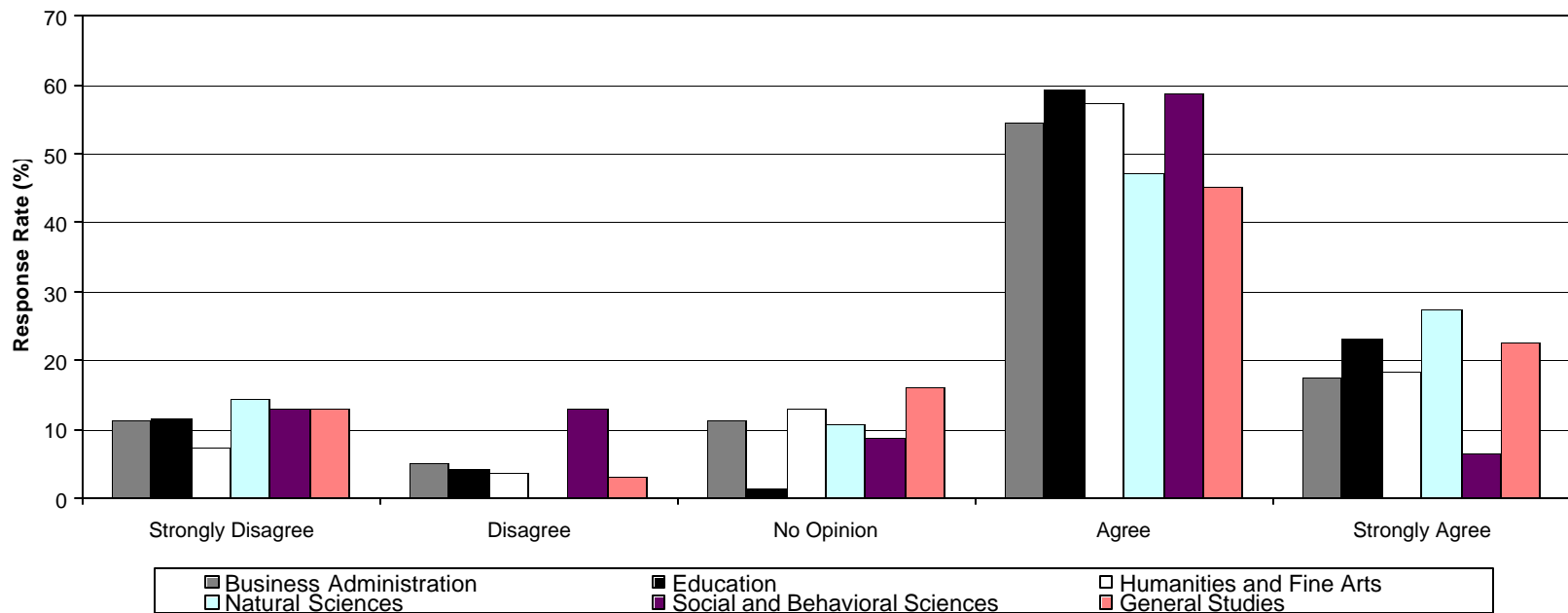
Q21. I HAVE EXPERIENCED A PREJUDICIAL REMARK OR BEHAVIOR ON CAMPUS TIED TO MY RACE, ETHNICITY, SEX, AGE, SEXUAL ORIENTATION, RELIGIOUS BELIEFS, PHYSICAL DISABILITY, OR SOCIOECONOMIC STATUS.

	Strongly Disagree		Disagree		No Opinion		Agree		Strongly Agree		Total	
	N	%	N	%	N	%	N	%	N	%	N	%
Business Administration	35	37.2	22	23.4	29	30.9	4	4.3	4	4.3	94	100
Education	35	42.2	16	19.3	21	25.3	5	6	6	7.2	83	100
Humanities and Fine Arts	21	36.2	15	25.9	17	29.3	5	8.6			58	100
Natural Sciences	28	57.1	12	24.5	6	12.2	1	2	2	4.1	49	100
Social and Behavioral Sciences	14	28.6	15	30.6	16	32.7	1	2	3	6.1	49	100
General Studies	9	45	5	25	2	10	2	10	2	10	20	100
Total	142	40.2	85	24.1	91	25.8	18	5.1	17	4.8	353	100



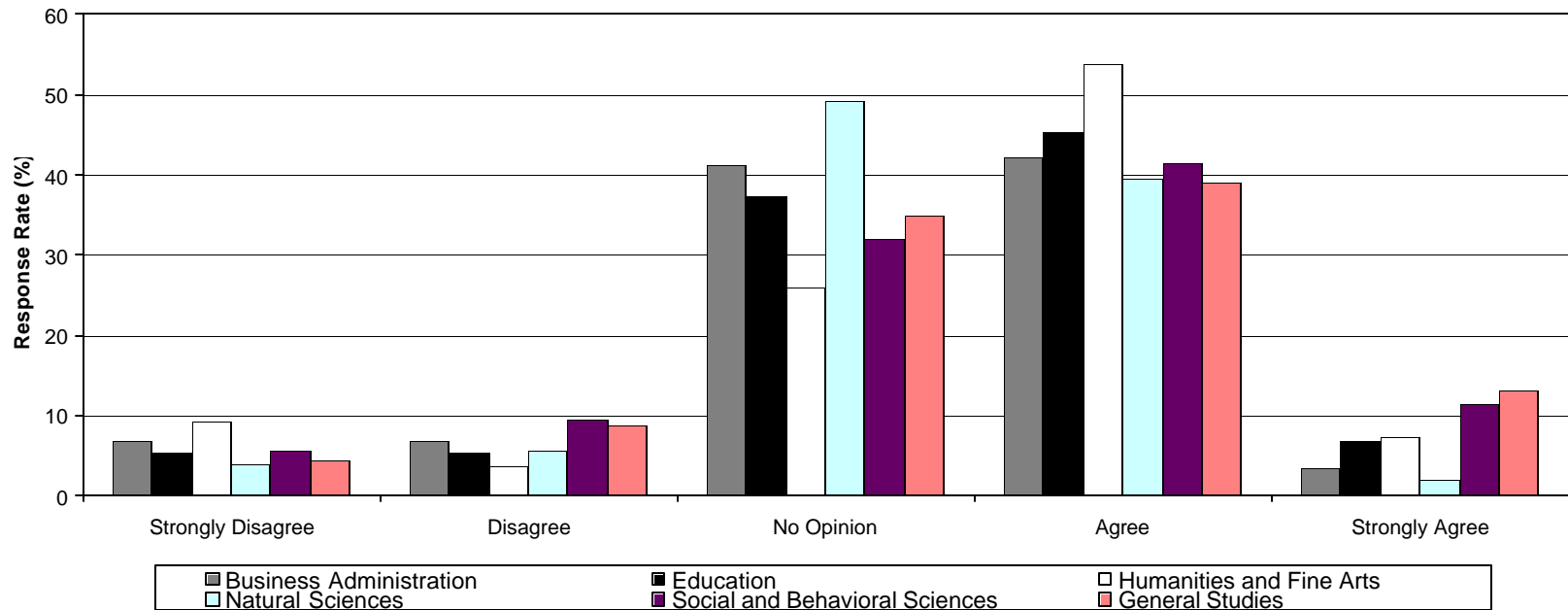
Q22. THE UNI CAMPUS IS FRIENDLY AND WELCOMING TO ALL STUDENTS, FACULTY, AND STAFF.

	Strongly Disagree		Disagree		No Opinion		Agree		Strongly Agree		Total	
	N	%	N	%	N	%	N	%	N	%	N	%
Business Administration	11	11.3	5	5.2	11	11.3	53	54.6	17	17.5	97	100
Education	8	11.6	3	4.3	1	1.4	41	59.4	16	23.2	69	100
Humanities and Fine Arts	4	7.4	2	3.7	7	13	31	57.7	10	18.5	54	100
Natural Sciences	8	14.5			6	10.9	26	47.3	15	27.3	55	100
Social and Behavioral Sciences	6	13	6	13	4	8.7	27	58.7	3	6.5	46	100
General Studies	4	12.9	1	3.2	5	16.1	14	45.2	7	22.6	31	100
Total	41	11.6	17	4.8	34	9.7	192	54.5	68	19.3	352	100



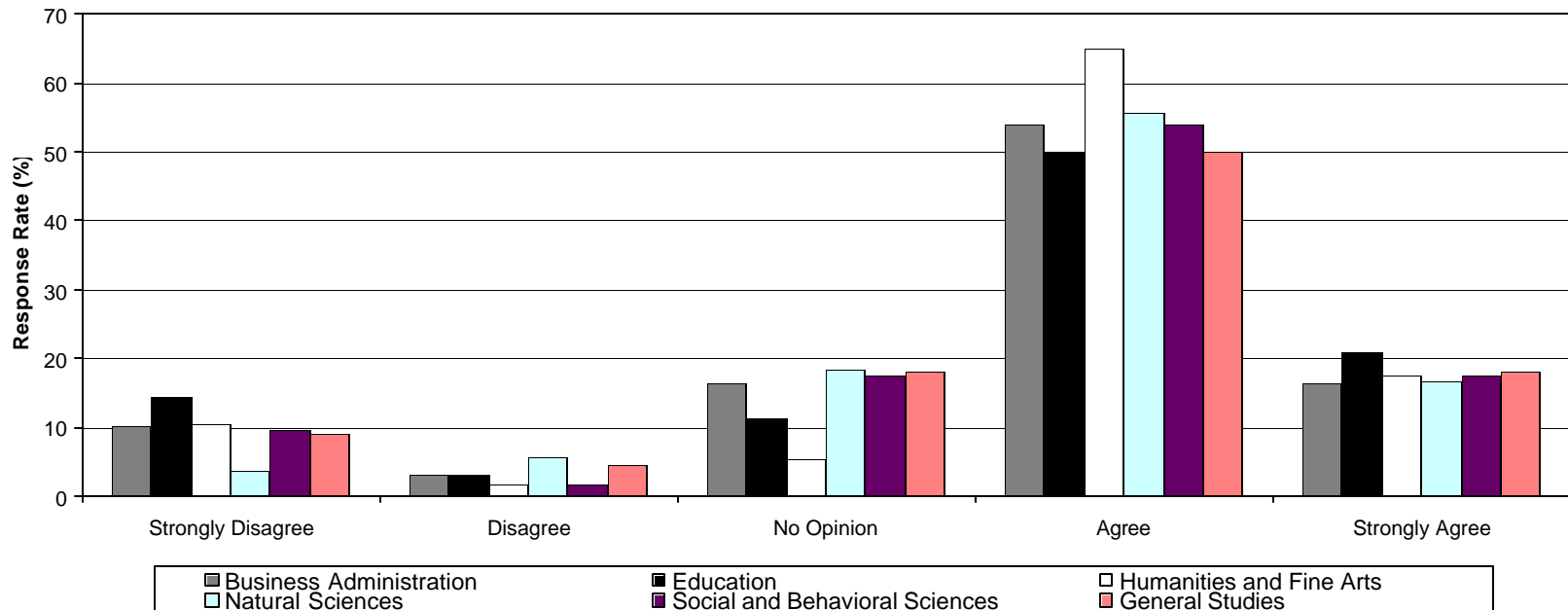
Q23. FACULTY ENCOURAGE THE EXPRESSION OF DIVERSE POINTS OF VIEW IN THE CLASSROOM.

	Strongly Disagree		Disagree		No Opinion		Agree		Strongly Agree		Total	
	N	%	N	%	N	%	N	%	N	%	N	%
Business Administration	6	6.7	6	6.7	37	41.1	38	42.2	3	3.3	90	100
Education	4	5.3	4	5.3	28	37.3	34	45.3	5	6.7	75	100
Humanities and Fine Arts	5	9.3	2	3.7	14	25.9	29	53.7	4	7.4	54	100
Natural Sciences	2	3.8	3	5.7	26	49.1	21	39.6	1	1.9	53	100
Social and Behavioral Sciences	3	5.7	5	9.4	17	32.1	22	41.5	6	11.3	53	100
General Studies	1	4.3	2	8.7	8	34.8	9	39.1	3	13	23	100
Total	21	6	22	6.3	130	37.4	153	44	22	6.3	348	100



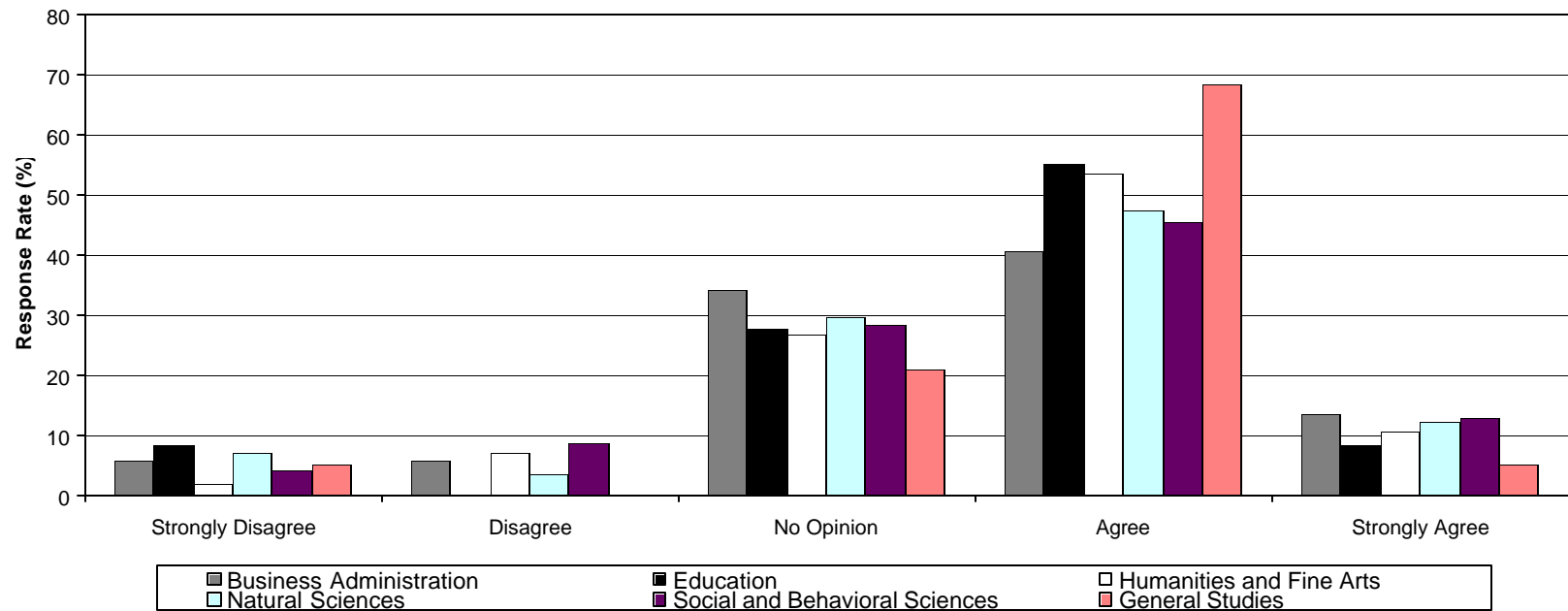
Q24. I HAVE BEEN TREATED FAIRLY BY UNI FACULTY AND STAFF.

	Strongly Disagree		Disagree		No Opinion		Agree		Strongly Agree		Total	
	N	%	N	%	N	%	N	%	N	%	N	%
Business Administration	10	10.2	3	3.1	16	16.3	53	54.1	16	16.3	98	100
Education	9	14.5	2	3.2	7	11.3	31	50	13	21	62	100
Humanities and Fine Arts	6	10.5	1	1.8	3	5.3	37	64.9	10	17.5	57	100
Natural Sciences	2	3.7	3	5.6	10	18.5	30	55.6	9	16.7	54	100
Social and Behavioral Sciences	6	9.5	1	1.6	11	17.5	34	54	11	17.5	63	100
General Studies	2	9.1	1	4.5	4	18.2	11	50	4	18.2	22	100
Total	35	9.8	11	3.1	51	14.3	196	55.1	63	17.7	356	100



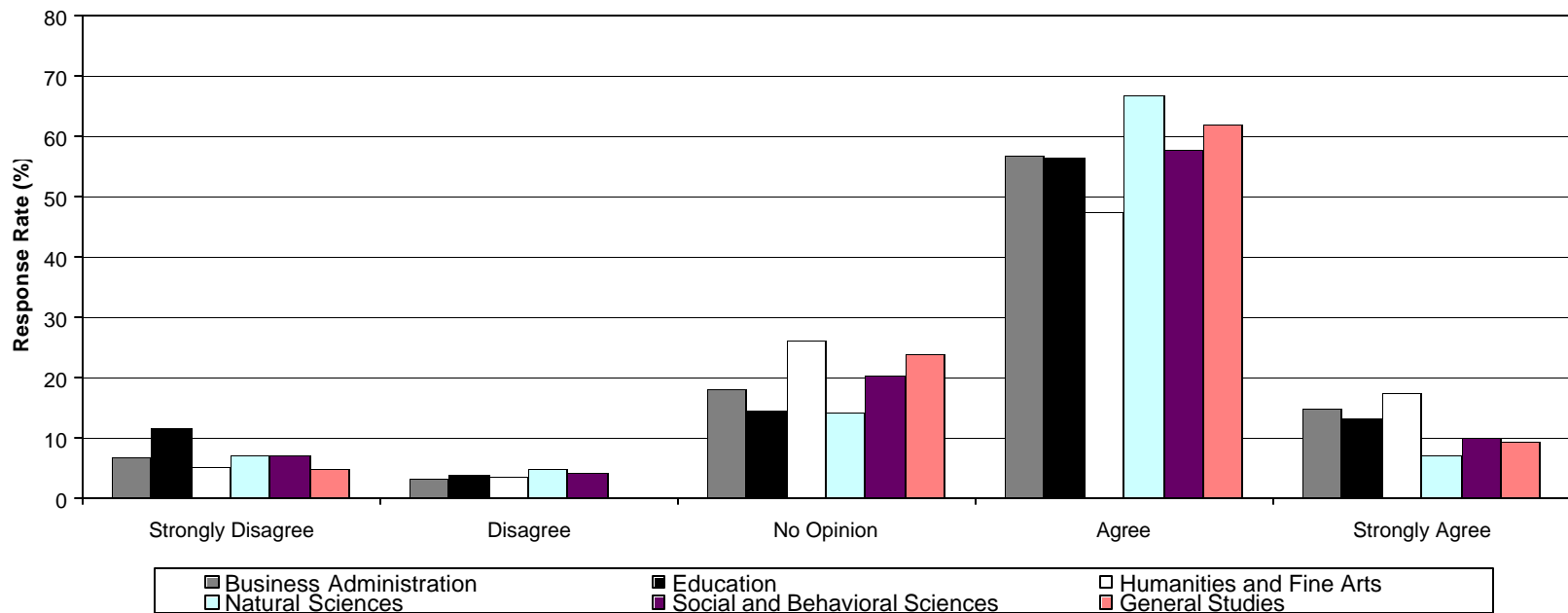
Q25. UNI PROMOTES HIGH ETHICAL STANDARDS.

	Strongly Disagree		Disagree		No Opinion		Agree		Strongly Agree		Total	
	N	%	N	%	N	%	N	%	N	%	N	%
Business Administration	5	5.7	5	5.7	30	34.1	36	40.9	12	13.6	88	100
Education	7	8.4			23	27.7	46	55.4	7	8.4	83	100
Humanities and Fine Arts	1	1.8	4	7.1	15	26.8	30	53.6	6	10.7	56	100
Natural Sciences	4	7	2	3.5	17	29.8	27	47.4	7	12.3	57	100
Social and Behavioral Sciences	2	4.3	4	8.7	13	28.3	21	45.7	6	13	46	100
General Studies	1	5.3			4	21.1	13	68.4	1	5.3	19	100
Total	20	5.7	15	4.3	102	29.2	173	49.6	39	11.2	349	100



Q26. UNI FACULTY AND STAFF EXHIBIT HIGH ETHICAL STANDARDS.

	Strongly Disagree		Disagree		No Opinion		Agree		Strongly Agree		Total	
	N	%	N	%	N	%	N	%	N	%	N	%
Business Administration	6	6.8	3	3.4	16	18.2	50	56.8	13	14.8	88	100
Education	9	11.8	3	3.9	11	14.5	43	56.6	10	13.2	76	100
Humanities and Fine Arts	3	5.3	2	3.5	15	26.3	27	47.4	10	17.5	57	100
Natural Sciences	3	7.1	2	4.8	6	14.3	28	66.7	3	7.1	42	100
Social and Behavioral Sciences	5	7.2	3	4.3	14	20.3	40	58	7	10.1	69	100
General Studies	1	4.8			5	23.8	13	61.9	2	9.5	21	100
Total	27	7.6	13	3.7	67	19	201	56.9	45	12.7	353	100



Q27. UNI STUDENTS EXHIBIT HIGH ETHICAL STANDARDS.

	Strongly Disagree		Disagree		No Opinion		Agree		Strongly Agree		Total	
	N	%	N	%	N	%	N	%	N	%	N	%
Business Administration	7	9.3	2	2.7	23	30.7	38	50.7	5	6.7	75	100
Education	7	8.4	3	3.6	30	36.1	38	45.8	5	6	83	100
Humanities and Fine Arts	4	7.5	6	11.3	12	22.6	27	50.9	4	7.5	53	100
Natural Sciences	4	7.8	5	9.8	14	27.5	25	49	3	5.9	51	100
Social and Behavioral Sciences	5	8.8	5	8.8	19	33.3	27	47.4	1	1.8	57	100
General Studies	6	19.4	1	3.2	8	25.8	13	41.9	3	9.7	31	100
Total	33	9.4	22	6.3	106	30.3	168	48	21	6	350	100

