

January 2020

Bean Bag Toss [Grades PreK-2]

Regents' Center for Early Developmental Education

Let us know how access to this document benefits you

Copyright ©2020 Regents' Center for Early Developmental Education

Follow this and additional works at: <https://scholarworks.uni.edu/mathgames>

Recommended Citation

Regents' Center for Early Developmental Education, "Bean Bag Toss [Grades PreK-2]" (2020). *Sharing STEM: Math Games*. 24.

<https://scholarworks.uni.edu/mathgames/24>

This Games is brought to you for free and open access by the Open Education Resources at UNI ScholarWorks. It has been accepted for inclusion in Sharing STEM: Math Games by an authorized administrator of UNI ScholarWorks. For more information, please contact scholarworks@uni.edu.

Offensive Materials Statement: Materials located in UNI ScholarWorks come from a broad range of sources and time periods. Some of these materials may contain offensive stereotypes, ideas, visuals, or language.

Bean Bag Toss

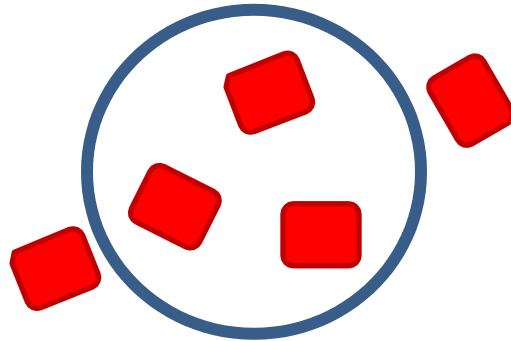
(1-4 players)

Materials: 20" flat hoop or hula hoop, 20 bean bags (4 sets of 5 bean bags)


Objective: To toss the bean bags so that they land inside the hoop.

How to play:

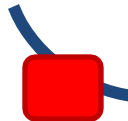
1. Place the hoop on the floor.
2. Each player takes one color of bean bags (5 bean bags total per player).
3. Players stand at least three steps away from the hoop. Players can stand farther away to make it more difficult if they choose.
4. Players take turns tossing their bean bags into the hoop. Players can either take turns tossing one bean bag per turn or all five in one turn.
5. After all bean bags have been tossed, players count how many fell inside the hoop and how many fell outside the hoop.



6. If a bean bag lands on the hoop:
Count it as inside the hoop if more than half of the bean bag is inside the hoop.



Count it as outside the hoop if more than half of the bean bag is outside the hoop.



7. The player with the most bean bags inside the hoop is the winner.