

1-1-2020

How Does Your Garden Grow? [3 years-Grade K]

Regents' Center for Early Developmental Education

Let us know how access to this document benefits you

Copyright ©2020 Regents' Center for Early Developmental Education

Follow this and additional works at: <https://scholarworks.uni.edu/mathgames>

Recommended Citation

Regents' Center for Early Developmental Education, "How Does Your Garden Grow? [3 years-Grade K]" (2020). *Sharing STEM: Math Games*. 26.

<https://scholarworks.uni.edu/mathgames/26>

This Games is brought to you for free and open access by the Open Education Resources at UNI ScholarWorks. It has been accepted for inclusion in Sharing STEM: Math Games by an authorized administrator of UNI ScholarWorks. For more information, please contact scholarworks@uni.edu.

Offensive Materials Statement: Materials located in UNI ScholarWorks come from a broad range of sources and time periods. Some of these materials may contain offensive stereotypes, ideas, visuals, or language.

Notes for *How Does Your Garden Grow?*

Level: Pre-K

Recommended # of Players: 2-3

Materials: *How Does Your Garden Grow?* Game boards; 4 counters; die with numbers 1-3

Math Skills: One-to-one correspondence; turn-taking

Mathematical benefits:

How Does Your Garden Grow? is a simple game that serves as a good introduction to game playing for young children. Players each have their own game board that they use to move one counter from start to the end of the path. The player has the opportunity to improve their one-to-one correspondence by counting the dots on the die after the roll and moving their counter that many spaces. By giving each player their own game board, it helps them reduce the number of challenges children must coordinate. Players do not have to deal with problems such as bumping another player off a space or forgetting which piece is theirs.

How Does Your Garden Grow?


(2-4 players)

Materials: 1 game board, 4 flowers (no stems), 1 die (1-3)

Object: To get all of the flowers to their stems.





To Play:

1. Players each choose a flower and place it on the matching starting space.
2. Players decide who goes first.
3. The first player rolls the die and looks at the number on the top of the die.
4. The player move his or her flower that number of spaces.
5. Then the player's turn is over and the next player rolls.
6. The flower that makes it to its stem first is the winner!
7. Players can keep rolling until all flowers get to their stems.




How Does Your Garden Grow?




Blue



How Does Your Garden Grow?


Green

Start							



How Does Your Garden Grow?

Red



How Does Your Garden Grow?

Yellow

Start								