

Nov 7th, 9:10 AM - 10:10 AM

## 1C1. Students with an EDGE: Community Partnerships that Support All Learners

Jill Janes  
*Innovative Learning*

Kris Byam  
*Boone High School*

*Let us know how access to this document benefits you*

Copyright ©2017 Jill Janes and Kris Byam

Follow this and additional works at: <https://scholarworks.uni.edu/edsummit>



Part of the [Vocational Education Commons](#)

---

### Recommended Citation

Janes, Jill and Byam, Kris, "1C1. Students with an EDGE: Community Partnerships that Support All Learners" (2017). *Education Summit*. 2.

<https://scholarworks.uni.edu/edsummit/2017/all/2>

This Open Access Breakout Session is brought to you for free and open access by the COE Conferences/Events at UNI ScholarWorks. It has been accepted for inclusion in Education Summit by an authorized administrator of UNI ScholarWorks. For more information, please contact [scholarworks@uni.edu](mailto:scholarworks@uni.edu).

**Offensive Materials Statement:** Materials located in UNI ScholarWorks come from a broad range of sources and time periods. Some of these materials may contain offensive stereotypes, ideas, visuals, or language.

# Students with an EDGE: Community Partnerships that Support All Learners

UNI Education Summit 2017  
Jill Janes, PhD & Kris Byam

# Why leverage partnerships?

## **Fact:**

Less than 20 percent of American jobs at the close of the 20th century required unskilled workers (Stuart & Dahm, 1999).

## **Fact:**

The goal of Future Ready Iowa is for 70 percent of Iowa's workforce to have education or training beyond high school by 2025 (Future Ready Iowa, 2017).

## **Fact:**

Work-based learning benefits include connections between classroom and real-world learning, high student completion rates of high school and secondary preparation programs, student ownership, and development of critical thinking skills (Rogers-Chapman & Darling-Hammond, 2013).

---

# It Starts with Grassroots



- A promise to support all learners.
  - An array of business opportunities.
  - Access to postsecondary opportunities.
  - Community loyalty.
  - Schools that are centrally located.
-

# Vision drives Action

A work-based learning (WBL) model that spans grades K-12 and rests on pillars that combine classroom experiences with work experiences.

## ***EDGE Work Based Learning Model***

### ***K - 8th Grade***

*WBL career awareness & exploration through connections with local partners & high school students*

### ***5th-8th Grade***

*WBL career exploration through exploratory classes and Club Day experiences*

### ***9th-10th Grade***


*WBL exploration courses developed with the College and Career Academy Support Network (CCASN) model*

### ***10th-12th Grade***

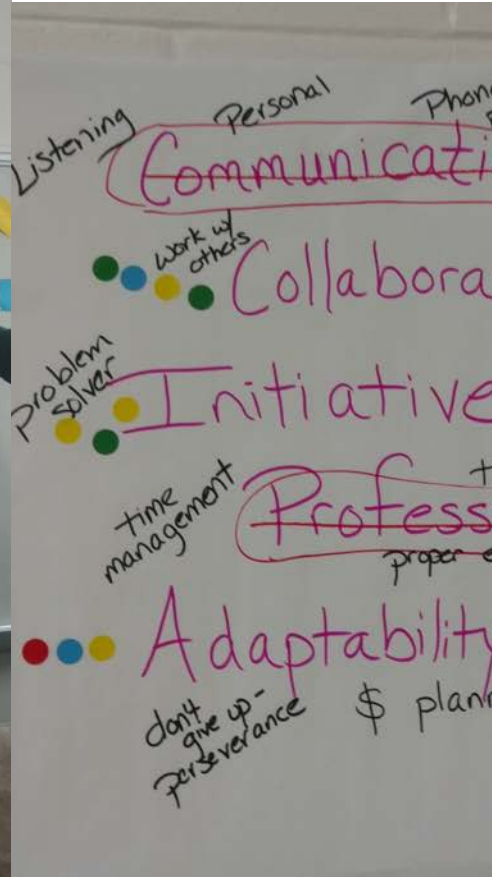
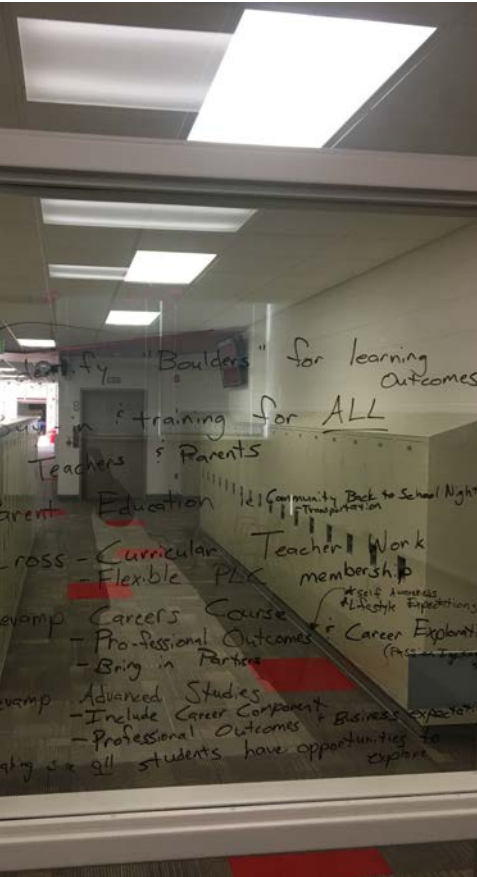
*WBL individualized, advanced career training*

# Who's at the table?

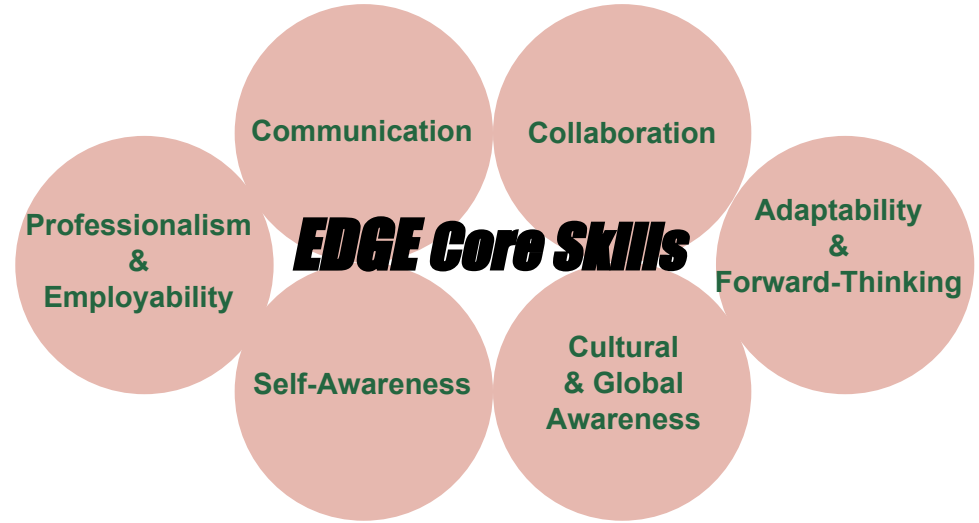
## EDGE Core Team Members



# Innovative Processes For Innovative Practices



What skills  
does the  
**EDGE**  
give all  
students?





# Our EDGE 9-12 Model

All students have opportunities for WBL regardless of career interests, passions, and talents. EDGE offers experiences that provide a continuum of support for WBL.



**Adventure**

**Alliance**

**Apprentice**

**Advantage**

**Advanced**



EDGE Advantage students sharing marketing survey results with Strategic America Marketing.



EDGE Apprentice students becoming forklift certified with ABC of Iowa.



EDGE Advanced students cleaning aquaponics filters and tanks after diagnosing a disease outbreak.



EDGE Alliance students creating campaign posters for student leadership positions.

# **Voices from the Field**

# Design Challenge

How might we...

Design Work Base Learning  
that EMPOWERS all  
learners?



# Gathering Feedback

Needs

Unique Characteristics

Empathy



A crumpled blue paper ball is the central focus, resting on a dark, textured surface. The background is dimly lit, showing faint sketches of a lightbulb and a pen, suggesting a creative or design process. The overall mood is one of experimentation and iteration.

# Prototyping


What might an ideal work-based learning partnership look like?



**Refine**

**What resources  
could you rely  
upon?**





## Questions or Follow-Up?

<https://www.facebook.com/BooneEDGE/>

@BooneEDGE

Jill Janes

[jjanes@boone.k12.ia.us](mailto:jjanes@boone.k12.ia.us)

@jill\_janes

Kris Byam

[kbyam@boone.k12.ia.us](mailto:kbyam@boone.k12.ia.us)

@iwasherky