

March 2016

Chinese Strategic Asset Seeking Activity in the United States

Justin Niday

University of Northern Iowa, nidayj@uni.edu

Copyright © 2016 Justin Niday

Follow this and additional works at: <http://scholarworks.uni.edu/rcapitol>

 Part of the [International Business Commons](#)

Let us know how access to this document benefits you

Recommended Citation

Niday, Justin, "Chinese Strategic Asset Seeking Activity in the United States" (2016). *Research in the Capitol*. 15.
<http://scholarworks.uni.edu/rcapitol/2016/all/15>

This Open Access Poster Presentation is brought to you for free and open access by the University Honors Program at UNI ScholarWorks. It has been accepted for inclusion in Research in the Capitol by an authorized administrator of UNI ScholarWorks. For more information, please contact scholarworks@uni.edu.

Chinese Strategic Asset Seeking in the United States

By: Justin Niday, Senior at University of Northern Iowa (UNI)

How does the measurement of Chinese strategic-asset-seeking foreign direct investment impact econometric location choice models in the United States?

Background

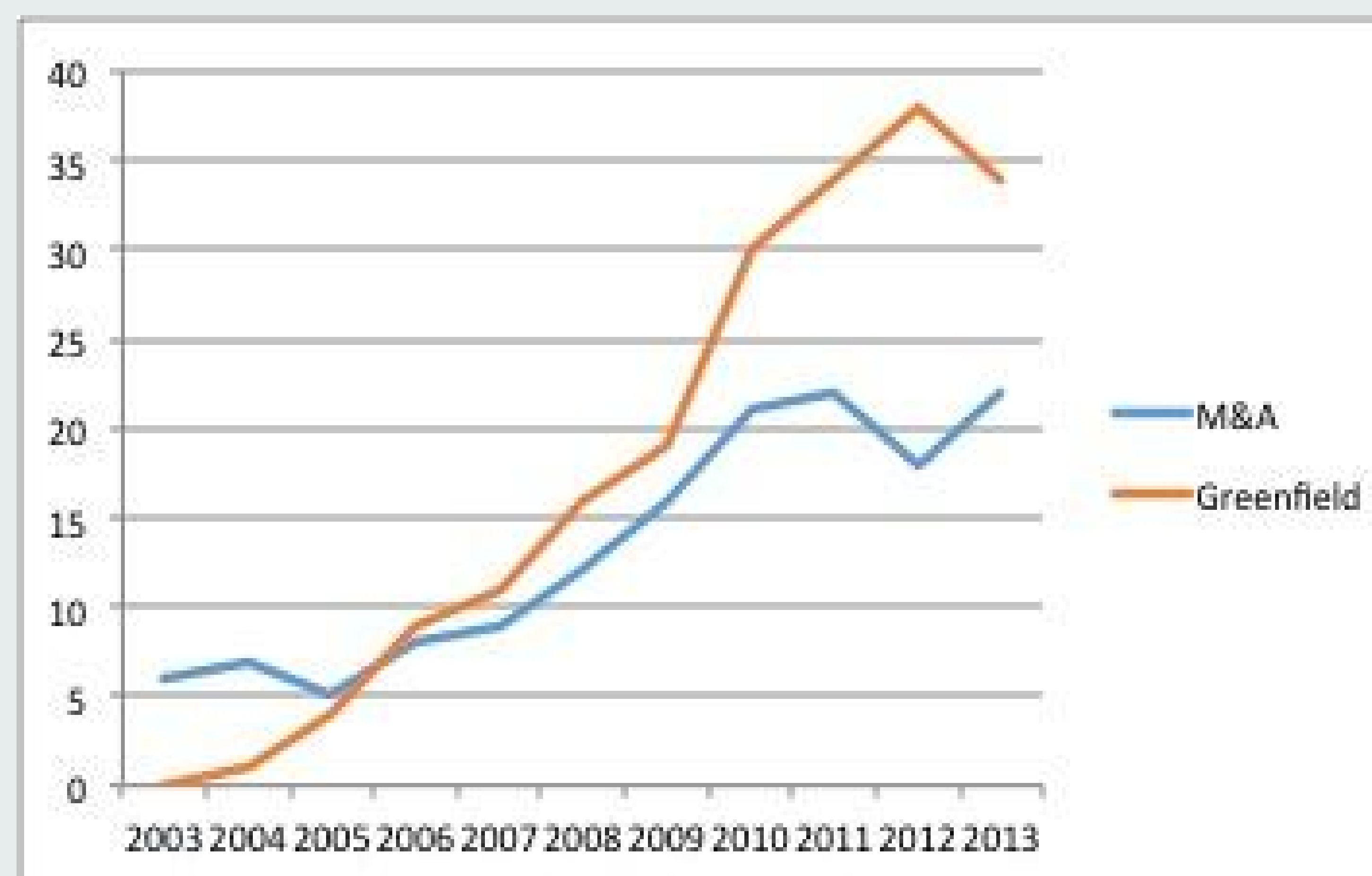
Strategic Asset Seeking (SAS):

- Investing in search of technology and skill related intangible resources
- Examples:
 - Knowledge
 - Technology

Independent Variables Measuring SAS:

- Number of Patents
- Number High Tech Exports
- Enrollment in Post-Secondary School
- Research and Development expenditure
- Research and Development per Capita

Dependent Variables Measuring FDI



Results

Significant Count Results:

- Patents (-)
- R&D (-)

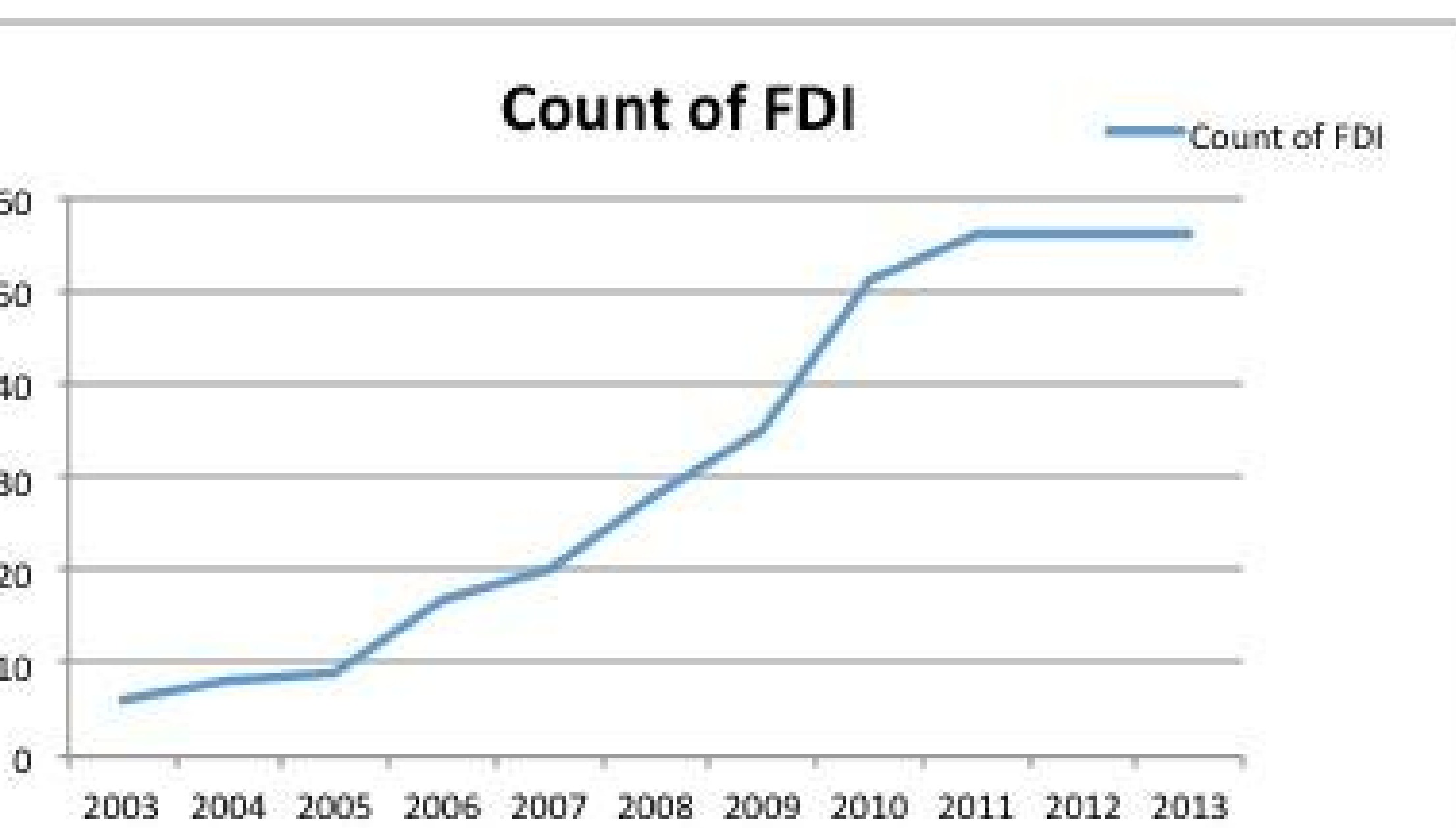
Significant Value Results:

- High Tech Exports (-)
- Patents (-)
- Education (-)
- R&D Expenditure (-)

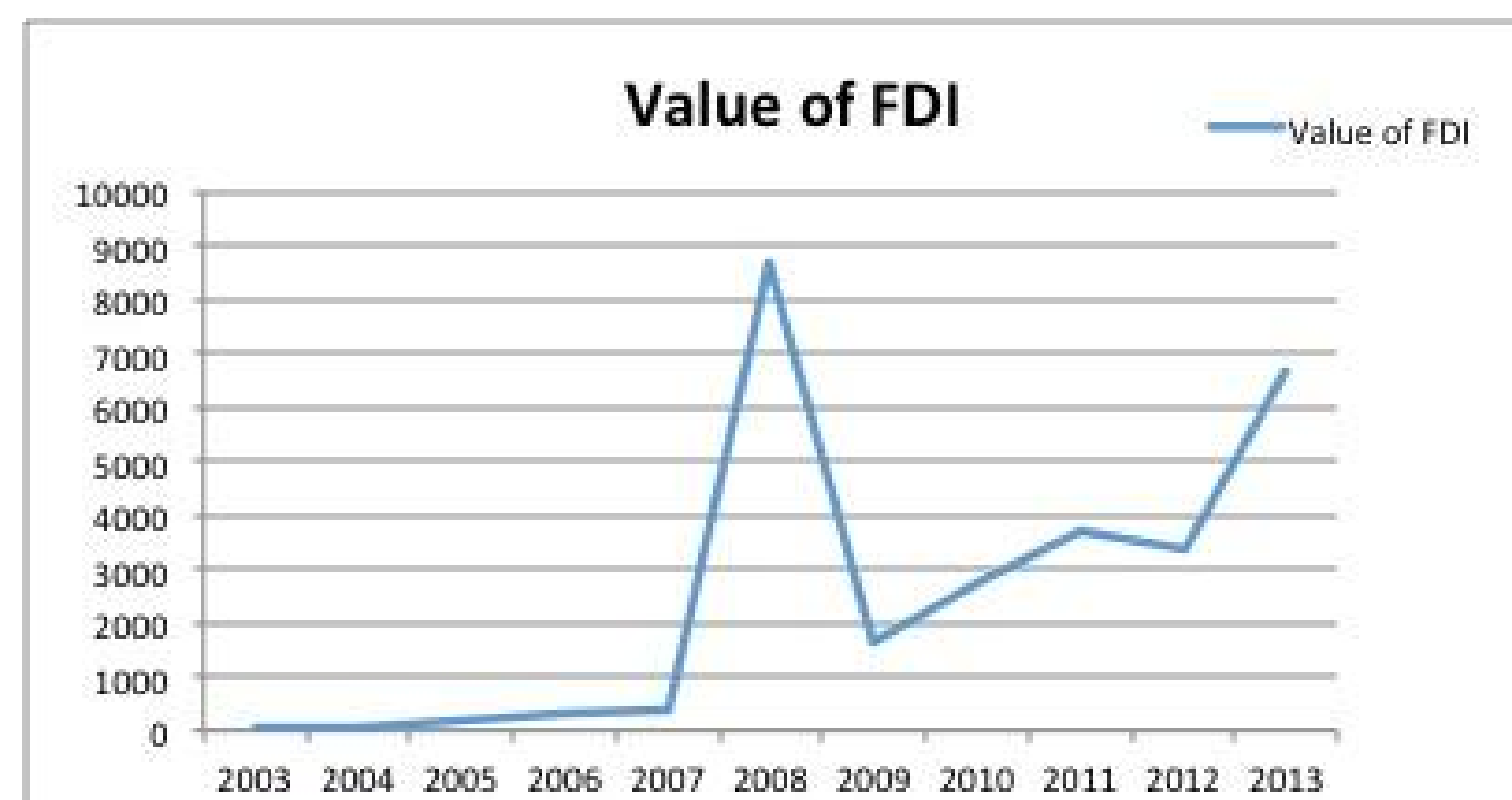
SAS Negatively Correlated to Chinese FDI in US

Two Ways to Measure FDI

Count



Value



Conclusion

- Do not focus on Strategic Assets
- Focus on amount of GDP
- Focus on Wage Rate